

**Systems**

**MVS/Extended Architecture  
Message Library:  
TSO Terminal Messages**

MVS/System Product--JES2 Version 2	5740-XC6
MVS/System Product--JES3 Version 2	5665-291



May 13, 1983

**First Edition (August, 1978)**

This edition with Supplement GD23-0269 applies to Version 2 of MVS/System Product 5740-XC6 or 5665-291 until otherwise indicated in new editions or Technical Newsletters. Changes are continually made to the information herein; before using this publication in connection with the operation of IBM systems, consult the latest **IBM System/370 Bibliography**, GC20-0001, for the editions that are applicable and current.

References in this publication to IBM products, programs, or services do not imply that IBM intends to make these available in all countries in which IBM operates. Any reference to an IBM program product in this publication is not intended to state or imply that only IBM's program product may be used. Any functionally equivalent program may be used instead.

Publications are not stocked at the address given below. Requests for IBM publications should be made to your IBM representative or to the IBM branch office serving your locality.

A form for readers' comments is provided at the back of this publication. If the form has been removed, comments may be addressed to IBM Corporation, Information Development, Department D58, Building 920-2, PO Box 390, Poughkeepsie, N.Y. 12602. IBM may use or distribute whatever information you supply in any way it believes appropriate without incurring any obligation to you.

## Preface

This publication describes TSO terminal messages and indicates the object modules associated with each. The publication provides a diagnostic aid for people who debug programs, but is not intended as a guide to normal operation of the programs referenced.

Note: The Access Method Services Commands and Utilities, such as DELETE, PRINT, and LISTCAT, issue messages with the prefix IDC. The Message Library: System Messages, GC28-1156, contains their descriptions.

Note that, although these messages are generally issued to the terminal, some of them may appear in the output listing from a background job.

This publication may be inserted into Message Library: System Messages to customize your message library. Remove "DAIRFAIL Service Routine Messages" section from VS2 System Messages and insert this document in its place. (Note that the page numbers of this publication begin with IKJ-9 and end with INM-16.)

This publication presents each IKJ message in the following format:

Message ID	Detected In	Issued By	Located In	Program
IKJxxxxx1	IKJxxxxx	IKJxxxxx	IKJxxxxx	Program Name
or	or	or	or	or
IKTytytyyn	IKTytytyyn	IKTytytyyn	IKTytytyyn	Program Name

**MESSAGE TEXT**

Message Description

**MESSAGE TEXT**

Message Description

**Message ID**

The identifier of the message. Messages that do not have a message identifier are listed first. The TEST command processor assigns its second level messages dynamically, so their message IDs appear as IKJ57xxx1. These messages are at the beginning of the IKJ57 series and are in alphabetic sequence by the first character of the text.

**Detected In**

The modules in which the condition can be detected.

**Issued By**

The object modules that can issue the message.

**Located In**

The module that contains the message.

**Program**

The external name for the modules that produced the message, for example: TMP, CANCEL, EDIT, DAIR, and so on.

**Message Text**

The text of the message sent to the user. The capital letters will appear in a message on the terminal as shown. The small letters represent a variable that will be inserted when the message is issued. The first "MESSAGE TEXT" entry in the format illustration above represents the first level message. The second (indented) "MESSAGE TEXT" entry represents the second level message.

**Message Description**

The message description explains why the message was issued.

The packaging of the TSO library for MVS/Extended Architecture (MVS/XA) is as follows:

1. A base book as updated by an MVS/System Product Version 2 System Library Supplement, or
2. A new book System Programming Library: TSO, TSO Terminal User's Guide

Note that the titles for the TSO library for MVS/XA begin with "MVS/Extended Architecture" system prefix.

TSO Extensions (TSO/E) information is packaged as follows:

1. A System Library Supplement added to an MVS/XA base book (which may be either a new book or a base book with a Supplement), or
2. A new book (TSO Command Language Reference, TSO Command Processor Logic Volume III: TEST, TSO Guide to Writing a TMP), or
3. A major revision (TSO Interactive Data Transmission Facility Logic, TSO Interactive Data Transmission Facility User's Guide

The Supplements do *not* change the titles of the books to which they apply. The new books include a "TSO Extensions" prefix following the "MVS/Extended Architecture" prefix in their titles. The titles for the two major revisions have no system prefixes because they apply to TSO/E in both MVS/System Product Version 1 and Version 2 environments.

**Associated Publications**

MVS/Extended Architecture TSO Terminal Monitor Program and Service Routines Logic, SY28-0650  
(OS/VS TSO Terminal Monitor Program and Service Routines Logic, SY28-0650-3, as updated by System Library Supplement LD23-0262)  
MVS/Extended Architecture TSO Command Processor Logic Volume I: ACCOUNT, SY28-0651  
(OS/VS2 TSO Command Processor Logic Volume I: ACCOUNT, SY28-0651-1, as updated by System Library Supplement LD23-0270)  
MVS/Extended Architecture TSO Command Processor Logic Volume II: EDIT, SY33-8548  
(OS/VS2 TSO Command Processor Logic Volume II: EDIT, SY33-8548-3, as updated by System Library Supplement LD23-0271)  
MVS/Extended Architecture TSO Extensions TSO Command Processor Logic, Volume III: TEST, LY28-1137  
MVS/Extended Architecture TSO Command Processor Logic Volume IV, SY28-0652

(OS/VS2 TSO Command Processor Logic Volume IV, SY28-0652-2, as updated by System Library Supplement LD23-0273)

MVS/Extended Architecture TSO Extensions TSO Guide to Writing a Terminal Monitor Program or a Command Processor, SC28-1136

MVS/Extended Architecture System Programming Library: System Macros and Facilities, GC28-1150

OS/VS2 System Programming Library: Data Management, GC26-4010

MVS/Extended Architecture Message Library: System Codes, GC28-1157

**Referenced Products**

1. All references to TSO/E indicate program product TSO Extensions (5665-285).

2. All references to TCAM and TSO/TCAM indicate the program product ACF/TCAM Version 2 (5735-RC3).

3. All references to VTAM, TSO/VTAM and ACF/VTAM indicate the program product ACF/VTAM, Version 2 (5665-280).

## TSO Terminal Messages (IKJxyyyyn)

This section describes TSO messages directed to a terminal user.

Component Name	IKJ
Program Producing Message	Time Sharing Option.
Audience and Where Produced	For terminal user: at the terminal. For system programmer: SYSPRINT listing.
Message Format	<p>IKJxyyyyn  xx  System module prefix (in decimal).  yyy  Message serial number identifying the program that issued the message.  n  Type code:  A Action. The terminal user must perform the action specified in the message text.  I Information; no action is required.</p> <p>IKTyyyyn  yyyy  Message serial number.  n  Type code:  A Action. The terminal user must perform the action specified in the message text.  I Information; no action is required.</p>
Comments	None.
Associated Publications	Message Library: System Messages

## Programs Associated with Message Identifiers

Figure 1 correlates ranges of IKJ-prefixed message numbers and INM-prefixed message numbers with the programs that issue them. Messages relating to Program Products can be found in the Program Product documentation and are not contained in this publication.

---

Message Numbers	Command Processor or Problem Program
52300-52599	EDIT Command Processor
52600-52699	COPY Command Processor (Program Product)
52700-52799	MERGE Command Processor (Program Product)
52800-52899	LIST Command Processor (Program Product)
52900-52999	FORMAT Command Processor (Program Product)
54000-54999	Terminal I/O Controller
55000-55049	OPERATOR Command Processor
55050-55099	SEND Command Processor
56000-56049	CALL Command Processor
56050-56099	RUN Command Processor
56100-56149	ALLOCATE Command Processor
56150-56169	FREE Command Processor
56170-56219	CANCEL/STATUS Command Processor
56220-56249	GNRLFAIL/DAIRFAIL Service Routine
56250-56289	SUBMIT Command Processor
56290-56299	VSAMFAIL/GNRLFAIL Service Routine
56300-56399	OUTPUT Command Processor
56400-56499	LOGON/LOGOFF Command Processor
56500-56549	EXEC Command Processor
56550-56599	ACCOUNT Command Processor
56600-56649	Terminal Monitor Program
56650-56654	TIME Command Processor
56655-56684	Terminal Command Processor
56685-56699	PROFILE Command Processor
56700-56749	PARSE Service Routine
56750-56769	GETLINE/PUTLINE/PUTGET Service Routines
56800-56849	HELP Command Processor
56850-56900	DAIRFAIL Service Routine
56950-56959	LISTBC Command Processor
57000-57999	TEST Command Processor
58100-58199	PROTECT Command Processor
58200-58299	RENAME Command Processor
58300-58399	LISTALC Command Processor
58500-58599	LISTDS Command Processor
58600-58610	DEFAULT Service Routine
60739-60743	ATTRIB Command Processor
68000-68099	COBOL Command Processor (Program Product)
74000-74099	ASM Command Processor (Program Product)
76000-76999	LINK/LOADGO Command Processor
78000-78099	FORT Command Processor (Program Product)
INMC-NNNN	RECEIVE/TRANSMIT Command Processors
INMR-NNNN	RECEIVE Command Processor
INMX-NNNN	TRANSMIT Command Processor

---

Figure 1. Programs Associated with Message Identifiers

Note: IKT-prefixed messages are issued by VTIOC (VTAM terminal I/O coordinator).

## Messages Associated with COMMANDS and SERVICE ROUTINES

Figure 2 correlates commands and service routines with the message ranges they issue. Messages relating to Program Products can be found in the Program Product documentation and are not contained in this publication.

Command Processor or Service Routine	Prefix & Serial No. (xxxxx)
ACCOUNT Command Processor	56550-56599
ALLOCATE Command Processor	56100-56149
ASM Command Processor (Program Product)	74000-74099
ATTRIB Command Processor	60739-60743
CALL Command Processor	56000-56049
CANCEL/STATUS Command Processor	56170-56219
COBOL Command Processor (Program Product)	68000-68099
COPY Command Processor (Program Product)	52600-52699
DAIRFAIL Service Routine	56850-56900
DAIRFAIL Service Routine	56220-56249
DEFAULT Service Routine	58600-58610
EDIT Command Processor	52300-52599
EXEC/WHEN/READ Command Processor	56500-56549
FORMAT Command Processor (Program Product)	52900-52999
FORT Command Processor (Program Product)	78000-78099
FREE Command Processor	56150-56169
GETLINE/PUTLINE/PUTGET Service Routine	56750-56769
GNRLFAIL/DAIRFAIL Service Routine	56220-56249
HELP Command Processor	56800-56849
LINK/LOADGO Command Processor	76000-76999
LIST Command Processor (Program Product)	52800-52899
LISTALC Command Processor	58300-58399
LISTBC Command Processor	56950-56959
LISTDS Command Processor	58500-58599
LOGON/LOGOFF Command Processor	56400-56499
MERGE Command Processor (Program Product)	52700-52799
OPERATOR Command Processor	55000-55049
OUTPUT Command Processor	56300-56399
PARSE Service Routine	56700-56749
PROFILE Command Processor	56685-56699
PROTECT Command Processor	58100-58199
RECEIVE Command Processor	INMR-NNNN
RECEIVE/TRANSMIT Command Processors	INMC-NNNN
RENAME Command Processor	58200-58299
RUN Command Processor	56050-56099
SEND Command Processor	55050-55099
SUBMIT Command Processor	56250-56289
Terminal Command Processor	56655-56684
Terminal I/O Controller	54000-54999
Terminal Monitor Program	56600-56649
TEST Command Processor	57000-57999
TIME Command Processor	56650-56654
TRANSMIT Command Processor	INMX-NNNN
VSAMFAIL/GNRLFAIL Service Routine	56290-56299

Figure 2. Message Identifiers Associated with Commands and Service Routines

Terminal Messages

Message ID	Detected In	Issued By	Located In	Program	Message ID	Detected In	Issued By	Located In	Program
None	IKJCT462 IKJCT463	IKJCT467	IKJCT467 IKJCT469 IKJCT472	OUTPUT	IKJ52303I	IKJEBEIN IKJEBESA	IKJEBEIA IKJEBESA	IKJEBEM6	EDIT
	<p>commandname This is the MODE message. It is issued:</p> <ul style="list-style-type: none"> <li>• By the system after an attention interruption. The STAX macro in IKJCT469 points to the text. The PUTGET in IKJCT472 also points to the text in case a question mark was entered.</li> <li>• By IKJCT462 when the SYSOUT data set has been printed and 'PAUSE' was specified.</li> <li>• By IKJCT463 after an invalid subcommand (subcommand syntactically invalid, or not a valid subcommand) if the commands are coming from the terminal.</li> <li>• By IKJCT463 after SAVE subcommand finished. If allocation of the SAVE data set failed and subcommands are coming from the terminal, get another subcommand.</li> <li>• By IKJCT463 after the HELP command processor finished.</li> <li>• By IKJCT463 if there is a parse error and input is coming from the terminal, or if parse cannot prompt the user due to noprompt mode and input is coming from the terminal.</li> </ul>				<p>DATA SET dsname NOT ALLOCATED, REQUIRED VOLUME NOT MOUNTED+ The volume serial number for the data set cannot be found. VOLUME OR CVOL NOT ON SYSTEM AND CANNOT BE ACCESSED DAIR return code is 8 or 12, with DARC = x'0000' and CTRC = x'0008', or DARC = x'1704', or DARC = x'0218'.</p>				
None	IKJEFT02 IKJEFT03	IKJEFT02 IKJEFT03	IKJEFT06	TMP	IKJ52304I	IKJEBEIN IKJEBESA IKJEBEUI	IKJEBEIN IKJEBESA IKJEBEUI	IKJEBEM1	EDIT
	<p>READY The TMP is requesting entry of the next command.</p>				<p>UTILITY DATA SET NOT ALLOCATED, SYSTEM OR INSTALLATION ERROR+ or DATA SET dsname NOT ALLOCATED, SYSTEM OR INSTALLATION ERROR+ An error occurred for which no specific diagnostic message exists. The second-level message indicates the actual error condition. DYNAMIC ALLOCATION ERROR CODE xxxx DAIR return code is 12. The dynamic allocation return code (DARC) is not equal to a value specifically tested in producing a particular diagnostic message. CATALOG ERROR CODE xxxx DAIR return code is 8. The catalog return code (CTRC) is not a value specifically tested. CATALOG I/O ERROR DAIR code is 8, CTRC = X'001C'.</p>				
None	IKJEGMNL	IKJEGIO	IKJEGMSG	TEST	IKJ52305I	IKJEBEUI	IKJEBEUI	IKJEBEM5	EDIT
	<p>TEST TEST is prompting for the next subcommand. The user should enter the next TEST subcommand.</p>				<p>DATA SET dsname NOT ALLOCATED, NOT ENOUGH SPACE ON VOLUMES+ DAIR return code is 12, dynamic allocation return code (DARC) = X'4714'. USE DELETE COMMAND TO DELETE UNUSED DATA SETS The DELETE command can be used to scratch unnecessary data sets. If this does not alleviate the problem, installation action is required to make more direct access space available to TSO users.</p>				
IKJ52021I	IKJEGMNL	IKJEGIO	IKJEGMSG	TEST	IKJ52306I	IKJEBEIN IKJEBESA	IKJEBEIA IKJEBESA	IKJEBEM6	EDIT
	<p>INVALID COMMAND An invalid subcommand or subcommand abbreviation name for TEST has been entered.</p>				<p>DATA SET dsname ALREADY IN USE, TRY LATER+ DATA SET IS ALLOCATED TO ANOTHER USER OR JOB A SHR allocation failed because another user or job has allocated the data set with a disposition of OLD, or an OLD allocation failed because the data set is allocated to another user or job (SHR or OLD disposition).</p>				
IKJ52301I	IKJEBEIN IKJEBESA IKJEBEUI	IKJEBEIN IKJEBESA IKJEBEUI	IKJEBEM1	EDIT	IKJ52307I	IKJEBEIN	IKJEBEIA	IKJEBEM6	EDIT
	<p>DATA SET dsname NOT ALLOCATED, TOO MANY DATA SETS+ DAIR return code is 16, and TIOT is full. USE FREE COMMAND TO FREE UNUSED DATA SETS The user has allocated the maximum number of data sets. FREE will unallocate data sets.</p>				<p>DATA SET dsname NOT IN CATALOG DAIR return code is 12, dynamic allocation return code (DARC) = X'1708' (LOCATE return code is 8).</p>				
IKJ52302I	IKJEBEIN IKJEBESA	IKJEBEIA IKJEBESA	IKJEBEM6	EDIT	IKJ52308I	IKJEBEIN	IKJEBEIA	IKJEBEM2	EDIT
	<p>DATA SET dsname NOT ALLOCATED, DATA SET NOT ON VOLUME+ In IKJEBEIN, DAIR return code is 8, DARC = x'0000', and CTRC = x'0008'. In IKJEBESA, DAIR return code is 12, DARC = x'6708'. CATALOG INFORMATION INCORRECT The data set has been scratched without being uncataloged.</p>				<p>MEMBER member NOT IN DATA SET dsname A BLDL failed (return code 4) for a member of an existing partitioned data set. The OLD keyword was specified on the EDIT command.</p>				



Message ID	Detected In	Issued By	Located In	Program	Message ID	Detected In	Issued By	Located In	Program
IKJ52309I	IKJEBEFC IKJEBEIN IKJEBEUI IKJEBEUT	IKJEBEFC IKJEBEIA IKJEBEUI IKJEBEUT	IKJEBEM1	EDIT	IKJ52313I	IKJEBECH IKJEBECI IKJEDEDE IKJEBEDO IKJEBEEN IKJEBEFI IKJEBEFO IKJEBEIN IKJEBEIP IKJEBEIS IKJEBELI IKJEBELT IKJEBEMA IKJEBEME IKJEBEMR IKJEBERE IKJEBERU IKJESESE IKJEBESC IKJEBETA IKJEBEUP IKJEBEVE	IKJEBECH IKJEBECI IKJEDEDE IKJEBEDO IKJEBEEN IKJEBEFI IKJEBEFO IKJEBEIA IKJEBEIP IKJEBEIS IKJEBELI IKJEBELT IKJEBEMA IKJEBEME IKJEBEMR IKJEBERE IKJEBERU IKJESESE IKJEBESC IKJEBETA IKJEBEUP IKJEBEVE	IKJEBEM1	EDIT
	<p>DATA SET dsname NOT USABLE+</p> <p>The data set specified is allocated but cannot be used because of an open failure or permanent I/O error.</p> <p>I/O SYNAD ERROR xxxx</p> <p>The message is issued by IKJEBECO, IKJEBEFC, and IKJEBEUT subsequent to SYNAD exit processing; xxxx is the SYNAD information returned to the exit routine.</p> <p>CANNOT OPEN DATA SET</p> <p>The message is issued by IKJEBEFC, IKJEBECO, and IKJEBEIN on all OPEN failures (bit 4 of DCBOFLGS not equal to binary 1).</p>					<p>COMMAND SYSTEM ERROR+</p> <p>A system function or TSO service routine was not able to perform its normal function.</p> <p>service routine ERROR CODE xxxx</p> <p>TSO service routines are PARSE, DAIR, SCAN (command scan), PUTLINE, GETLINE, PUTGET, DEFAULT, and DAIRFAIL. System functions for which this message applies are: OBTAIN, BLDL, and DEVTYPE.</p>			
IKJ52310I	IKJEBEIN IKJEBESA	IKJEBEIA IKJEBESA	IKJEBEM6	EDIT					
	<p>INVALID DATA SET NAME, dsname EXCEEDS 44 CHARACTERS</p> <p>A partially-qualified name of less than 44 characters was specified on the EDIT command or SAVE subcommand; when fully qualified, the data set name length exceeds the legal maximum of 44 characters.</p>								
IKJ52311I	IKJEBEIN IKJEBESA	IKJEBEIA IKJEBESA	IKJEBEM6	EDIT	IKJ52314I	IKJEBEIN IKJEBESA	IKJEBEIA IKJEBESA	IKJEBEM1	EDIT
	<p>MEMBER member SPECIFIED BUT dsname NOT A PARTITIONED DATA SET</p> <p>A member name was specified for a sequential data set.</p>					<p>DATA SET dsname RESIDES ON MULTIPLE VOLUMES, NOT SUPPORTED</p> <p>DAIR return code is 12 and DARC = x'041C'.</p>			
IKJ52312I	IKJEBECH IKJEBECI IKJEBEDC IKJEDEDE IKJEBEDO IKJEBEEN IKJEBEFI IKJEBEFO IKJEBEIN IKJEBEIP IKJEBEIS IKJEBELI IKJEBELT IKJEBEMA IKJEBEME IKJEBEMR IKJEBERE IKJEBERN IKJEBERU IKJEBESA IKJEBESC IKJEBESU IKJEBETA IKJEBEUI IKJEBEUP IKJEBEVE	IKJEBECH IKJEBECI IKJEBEDC IKJEDEDE IKJEBEDO IKJEBEEN IKJEBEFI IKJEBEFO IKJEBEIN IKJEBEIP IKJEBEIS IKJEBELI IKJEBELT IKJEBEMA IKJEBEME IKJEBEMR IKJEBERE IKJEBERN IKJEBERU IKJEBESA IKJEBESC IKJEBESU IKJEBETA IKJEBEUI IKJEBEUP IKJEBEVE	IKJEBEM1	EDIT	IKJ52315I	IKJEBEIN IKJEBESA	IKJEBEIA IKJEBESA	IKJEBEM7	EDIT
	<p>INSUFFICIENT STORAGE TO EXECUTE command or subcommand</p> <p>A conditional GETMAIN for a buffer or work area failed.</p>					<p>DATA SET dsname NOT RESOLVED, SYSTEM ERROR+</p> <p>The system was unable to fully qualify the data set name.</p> <p>DEFAULT ERROR CODE xxxx</p> <p>IKJDFLT (DEFAULT) return code is 4 or 12.</p>			
					IKJ52316I	IKJEBEIN IKJEBESA	IKJEBEIA IKJEBESA	IKJEBEM7	EDIT
						<p>DATA SET dsname WILL CREATE AN INVALID CATALOG STRUCTURE+</p> <p>IKJDFLT (DEFAULT) return code is 16.</p> <p>A QUALIFIER CANNOT BE BOTH AN INDEX AND THE LAST QUALIFIER OF A DATA SET NAME</p> <p>The data set specified is already an index level in the catalog.</p>			
					IKJ52317I	IKJEBEIN IKJEBESA	IKJEBEIA IKJEBESA	IKJEBEM5	EDIT
						<p>DATA SET dsname NOT ON A DIRECT ACCESS DEVICE, NOT SUPPORTED</p> <p>DAIR return code is 12, DARC = x'0404'; only direct access devices are supported for dynamic allocation.</p>			
					IKJ52318I	IKJEBEIN IKJEBESA IKJEBEUI	IKJEBEIA IKJEBESA IKJEBEUI	IKJEBEM7	EDIT
						<p>DATA SET dsname NOT ALLOCATED+</p> <p>The direct access device could not be obtained.</p> <p>NO UNIT AVAILABLE</p> <p>No device was available (not online, mounted, shareable, etc.).</p>			

Message ID	Detected In	Issued By	Located In	Program	Message ID	Detected In	Issued By	Located In	Program
				INVALID UNIT IN USER ATTRIBUTE DATA SET An invalid unit name was supplied. The user is not authorized to use the device.	IKJ52334I	IKJEBEIN	IKJEBEIA	IKJEBEM2	EDIT {BLOCK} LINE SET } IGNORED, ONLY VALID FOR NEW DATA
IKJ52319I	IKJEBESA	IKJEBESA	IKJEBEM2	EDIT DATA SET dsname NOT ALLOCATED, SHARED+ The data set is permanently allocated as SHR and cannot be allocated as OLD without unallocation. USE FREE COMMAND TO FREE DATA SET The user can unallocate the data set through the FREE subcommand if it is allocated to him.					LINE and/or BLOCK was specified for an old data set. The operands are valid only for new data sets.
					IKJ52335I	IKJEBEIN	IKJEBEIA	IKJEBEM2	EDIT INVALID LINE VALUE FOR language, USING value+ The value entered with the LINE operand does not conform to data set type requirements. language REQUIRES A LINE SIZE OF 80 LINE SIZE FOR type MAY NOT EXCEED line size LRECL FIELD NOT INITIALIZED, BLOCK SIZE SUBSTITUTED The first two messages are applicable if the line size was greater than zero. The third message is issued if an LRECL value of zero is set in the format 1 DSCB.
IKJ52320I	IKJEBEIN	IKJEBEIN	IKJEBEIN	EDIT DATA SET OR MEMBER NOT FOUND, ASSUMED TO BE NEW User did not specify OLD or NEW on the EDIT command, and the data set was not found in a catalog. The user is placed in INPUT mode.					
IKJ52321I	IKJEBEIN	IKJEBEIN	IKJEBEIN	EDIT RECOVER KEYWORD IGNORED. YOUR PROFILE SPECIFIED NO RECOVER The EDIT recover option must be specified in the user's profile to be allowed.	IKJ52336I	IKJEBEIN	IKJEBEIA	IKJEBEM2	EDIT value INVALID LINE VALUE FOR type DATA SET The LRECL value is invalid; it does not meet data set type requirements.
IKJ52330I	IKJEBEIN IKJEBESA {ISAM } {DIRECT } NOT ACCEPTABLE+	IKJEBEIA IKJEBESA	IKJEBEM2	EDIT The data set being edited does not have a valid organization. ORGANIZATION MUST BE PARTITIONED OR SEQUENTIAL Only a member of a partitioned data set or a sequential data set (DSORG = PO or PS) can be edited or saved.	IKJ52337I	IKJEBECO	IKJEBECO	IKJEBEM2	EDIT INVALID LINE NUMBER nnnnn ENCOUNTERED IN FIRST LINE OF DATA SET or INVALID LINE NUMBER nnnnn ENCOUNTERED, LINE NUMBER PRECEDING IS nnnnn+ An invalid line number was encountered. Either the line numbers are out of sequence, or a data set is not line numbered (sequence field contains non-numeric characters). The data set being edited must be line numbered. USE EDIT WITH NONUM OPERAND type DATA SET MUST CONTAIN VALID LINE NUMBERS Either the data set must contain line numbers, or it can be edited using the NONUM operand on entry.
IKJ52331I	IKJEBEIN	IKJEBEIA	IKJEBEM3	EDIT IKJEBESA IKJEBESA RECORD FORMAT ccc NOT ACCEPTABLE The data set being edited has a record format of other than F,FB,FBS or V,VB. (The data set specified on the EDIT command may contain ANSI or machine control characters.)	IKJ52338I	IKJEBECO	IKJEBECO	IKJEBEM2	EDIT DATA SET dsname NOT LINE NUMBERED USING NONUM The data set to be edited is being initially copied and NONUM is allowed. NUM is the default with the EDIT command for this data set type.
IKJ52332I	IKJEBEIN	IKJEBEIA	IKJEBEM3	EDIT RECORD FORMAT V NOT ACCEPTABLE FOR type. The data set type being edited required fixed record format.	IKJ52339I	IKJEBESA	IKJEBESA	IKJEBEM3	EDIT dsname ALREADY EXISTS DAIR return code is 8. Prompt message IKJ52340A or IKJ52341A is issued.
IKJ52333I	IKJEBEIN	IKJEBEIA	IKJEBEM2	EDIT INVALID BLOCK VALUE, USING value+ An invalid blocksize value was entered with the BLOCK operand for a new data set. MAXIMUM BLOCK VALUE IS DEVICE TRACK SIZE MAXIMUM BLOCK VALUE IS SYSGEN OPTION BLOCK VALUE MUST BE A MULTIPLE OF LINE OR RECORD BLOCK VALUE MUST BE AT LEAST 4 GREATER THAN LINE FOR RECORD FORMAT V DATA SETS The value was not an integer multiple of 'line', or the value was less than line+4, or the value exceeded the device track size or default value in CSECT IKJEBEPD.	IKJ52340A	IKJEBESA	IKJEBESA	IKJEBESA	EDIT ENTER NEW NAME OR HIT CARRIER RETURN TO REUSE DATA SET The message is issued for action after IKJ52339I if the data set is sequential.
					IKJ52341A	IKJEBESA	IKJEBESA	IKJEBESA	EDIT ENTER NEW MEMBER OR HIT CARRIER RETURN TO REUSE MEMBER The message is issued after IKJ52339I if the data set is a member of a partitioned data set.

Message ID	Detected In	Issued By	Located In	Program	Message ID	Detected In	Issued By	Located In	Program
IKJ52342I	IKJEBEIN	IKJEBEIN	IKJEBIN3	EDIT	IKJ52343I	IKJEBEIN	IKJEBEIA	IKJEBEM7	EDIT
	<b>INVALID LINE SIZE FOR NUM</b> The value specified by the LINESIZE operand on the TERMINAL command is too small for the number of characters entered.				<b>RECORD FORMAT F NOT ACCEPTABLE FOR GOFORT(FREE)+</b> A fixed record format was specified for data set type GOFORT(FREE).				
	<b>LINE TOO SHORT FOR LINE NUMBERS</b> Reenter the TERMINAL command, increasing the LINESIZE (integer) operand to allow for a greater number of characters.				<b>RECORD FORMAT V IS REQUIRED</b> <b>USE EDIT WITHOUT SPECIFYING LINE OPERAND</b> The LINE operand is not valid for this data set type; records are variable.				

Message ID	Detected In	Issued By	Located In	Program	Message ID	Detected In	Issued By	Located In	Program
IKJ52344I	IKJEBECH	IKJEBECH	IKJEBEM2	EDIT nnnnn LINE(S) TRUNCATED, INDIVIDUAL LINE LENGTH(S) EXCEEDED DATA SET MAXIMUM LINE LENGTH The user entered a change that added enough characters to exceed the maximum permissible line length.	IKJ52367I	IKJEBESC	IKJEBESC	IKJEBEM7	EDIT WARNING, SCAN MAY BE INCOMPLETE+ CASCRC20 bit is on in IKJEBECA; the checker failed but is again operational. type SYNTAX CHECKER FAILED BUT SUCCESSFULLY RECOVERED The syntax checker failed during line scanning, but was successfully deleted, reloaded, and re-called for initial entry (and for line-translation, if a run-time data set is required).
IKJ52360I	IKJEBEIN	IKJEBEIA	IKJEBEM3	EDIT INVALID LINE NUMBER FIELD SPECIFIED (start column, end column)+ The NUM operand subfield was specified incorrectly for an ASM data set or specified for other than an ASM data set. STARTING COLUMN MUST BE WITHIN THE RANGE 73-80 LINE NUMBER FIELD FALLS OUTSIDE RECORD SIZE LINE NUMBER FIELD OPERANDS ARE VALID FOR ASM DATA SETS ONLY The line number field for an ASM data set is restricted to columns 73-80 of the 80 column line allowed. No other data set types may use this operand.	IKJ52400I	IKJEBEIM	IKJEBEIM	IKJEBEM3	EDIT IKJEBEIP IKJEBEIP INPUT TERMINATED, NEXT LINE NUMBER IS nnnnn An error was received from a syntax checker during input mode, indicating that an error was detected in the syntax of the line just checked.
IKJ52361I	IKJEBEIN	IKJEBEIA	IKJEBEM3	EDIT ASIS INVALID FOR type DATA SET, USING CAPS The ASIS operand was specified for a data set type which requires that letters be converted to uppercase.	IKJ52402I	IKJEBEUT	IKJEBEUT	IKJEBEM3	EDIT LINE NUMBER LIMIT nnnnn EXCEEDED The line number limit exceeded in WRITE operation with numbered data set.
IKJ52362I	IKJEBEIN	IKJEBEIA	IKJEBEM3	EDIT NONUM INVALID WITH type DATA SET, USING NUM OPTION The user specified NONUM with a data set type which must be line numbered.	IKJ52422I	IKJEBAE	IKJEBAE	IKJEBEM5	EDIT IKJEBECI IKJEBECI IKJEBEM5 command/subcommand ENDED DUE TO ERROR+ This message is issued by IKJEBAE when the EDIT command has abended and the ESTAE exit has control, or by IKJEBECI when a command processor which is invoked under EDIT has ended abnormally. IKJEBAE will fill in the command name as the user entered it to enter EDIT; IKJEBECI will fill in the name of the EDIT subcommand. {SYSTEM } COMPLETION CODE IS xxxx {USER } The system or user completion code is filled in by the module issuing the first level message.
IKJ52363I	IKJEBEIN	IKJEBEIA	IKJEBEM7	EDIT IKJEBESC IKJEBESC IKJEBEUN IKJEBEUN function INVALID FOR language or type SCAN was specified for a non-scannable type (the CASCAN switch in the processor table is off, or syntax checking is invalid for the data set); or UNNUM was specified for a data set type that either requires line numbers or requires a data exit routine for renumbering.	IKJ52423I	IKJEBERU	IKJEBERU	IKJEBEM3	EDIT type DATA SET CANNOT BE RUN The message indicates that a user has attempted to run a data set which is not an executable type.
IKJ52364I	IKJEBEDX	IKJEBEDX	IKJEBEM7	EDIT IKJEBEIN IKJEBEIA IKJEBESC IKJEBESC function NOT AVAILABLE FOR language or type+ REQUIRED PROGRAM NOT AVAILABLE PROGRAM NO LONGER USABLE The syntax checker is not in the user's system or is not operational.	IKJ52424I	IKJEBEEX	IKJEBEEX	IKJEBEM6	EDIT IKJEBEIN IKJEBEIN SYSTEM ERROR+ An error was detected in initialization (IKJEBEIN) or in deleting the utility data set (IKJEBEEX). UTILITY DATA SET NOT UNALLOCATED, DYNAMIC ALLOCATION ERROR CODE xxxx IKJEBEEX was unable to delete the utility data set due to an error in dynamic allocation. DATA SET dsname NOT UNALLOCATED, DYNAMIC ALLOCATION ERROR CODE xxxx Unallocation failed for a data set in IKJEBEIN, DAIR return code is 8 or 12. Control returns to the TMP. UTILITY DATA SET NOT UNALLOCATED, CATALOG ERROR CODE xxxx A catalog error occurred in deleting the utility data set in IKJEBEEX. DATA SET dsname NOT UNALLOCATED, CATALOG ERROR CODE code DAIR return code is 8. Dataset could not be unallocated by IKJEBEIN. FILE ddsname NOT FOUND In IKJEBEIN, the end of TIOT was reached without finding the DDNAME returned by IKJDAIR.
IKJ52365I	IKJEBEIN	IKJEBEIA	IKJEBEM3	EDIT INVALID SOURCE MARGIN ((startcol),(endcol))+ PLI or PLIF subfield was specified incorrectly; the default is (2,72). SPECIFIED SOURCE MARGIN FALLS OUTSIDE LINE LIMITS The specified source margins are invalid, falling outside linesize limits.					
IKJ52366I	IKJEBEMA	IKJEBEMA	IKJEBEM5	EDIT INVALID SUBCOMMAND subcommand name The specified subcommand is not found in the IBM or user subcommand table.					

Message ID	Detected In	Issued By	Located In	Program
IKJ52425I	IKJEBECI	IKJEBECI	IKJEBEM3	EDIT
<p>COMMAND NOT FOUND - command name A command processor invoked as a subcommand of EDIT cannot be found by the system.</p>				
IKJ52426I	IKJEBEAE	IKJEBEAE	IKJEBEM6	EDIT
<p>EDIT SESSION CANCELED EDIT's recovery routine has received control because of an error and has canceled the EDIT session.</p>				
IKJ52427I	IKJEBEAE	IKJEBEAE	IKJEBEM6	EDIT
<p>SAVE CANNOT COMPLETE TO DATASET SPECIFIED There is not enough space in either the dataset specified or on the volume on which that dataset resides.</p>				
IKJ52428	IKJEBEAE	IKJEBEAE	IKJEBEM6	EDIT
<p>ENTER SAVE SPECIFYING A NEW DATASET NAME An out of space condition will not allow completion of a SAVE request to this dataset. A new dataset name should be chosen.</p>				
IKJ52428I	IKJBEEX	IKJBEEX	IKJEBEM6	EDIT
<p>YOUR EDIT WORKFILE HAS BEEN KEPT. TO RECOVER IT USE EDIT WITH 'RECOVER' KEYWORD. This message is issued for one of the following conditions:</p> <ul style="list-style-type: none"> <li>• The user was canceled while in EDIT and the data set has been modified.</li> <li>• The user specified 'RETAIN' to message IKJ52432A.</li> <li>• A second ABEND has occurred after a non-recoverable ABEND was processed.</li> </ul>				
IKJ52429I	IKJBERC	IKJBEUI	IKJEBEM6	EDIT
<p>RECOVERY OF WORKFILE NOT POSSIBLE. EDIT TERMINATED+ EDIT WORKFILE WAS NOT FOUND OR NOT USABLE. The user specified the RECOVER keyword on the EDIT command, and a recoverable workfile was not found or was not usable. Either the user's previous EDIT session completed normally, or there was an error attempting to recover the workfile. The user should reissue the EDIT command with the NORECOVER keyword.</p>				
IKJ52430I	IKJEBEAR	IKJEBEAR	IKJEBEM6	EDIT
<p>A RECOVERED COPY OF YOUR DATA SET IS BEING USED WITH THE FOLLOWING OPTIONS: option 1...option n. The user has initiated the recovery of a data set. The message is issued to inform him of the parameters associated with this edit session.</p>				
IKJ52431I	IKJBERC	IKJEBEAR	IKJEBEM6	EDIT
<p>A RECOVERABLE WORKFILE EXISTS CONTAINING DATA SET dsname. The user specified a data set name and the RECOVER keyword on the EDIT command. However, the data set name (dsname) does not match the data set name in recoverable workfile. - or - The user did not specify the RECOVER keyword on the EDIT command, and a recoverable workfile was found containing that data set name. In either case, the user is prompted for a decision via message IKJ52433A.</p>				

Message ID	Detected In	Issued By	Located In	Program
IKJ52432A	IKJEBEAE	IKJEBEAE	IKJEBEAE	EDIT
<p>ENTER SAVE, RETAIN OR ANY OTHER EDIT SUBCOMMAND+ ENTER - 'SAVE' SPECIFYING A DIFFERENT DATASET NAME. 'RETAIN' TO END THIS EDIT SESSION BUT LEAVE YOUR EDIT WORKFILE. USE EDIT'S 'RECOVER' KEYWORD TO RE-EDIT IT. - or - ENTER ANY OTHER VALID EDIT SUBCOMMAND. An attempt to save has failed because there was not enough space available on the volume. The second-level message describes the options available to the user. This message is issued when the user's profile has the RECOVER attribute.</p>				
IKJ52433A	IKJEBEAR	IKJEBEAR	IKJEBEAR	EDIT
<p>DO YOU WISH TO RECOVER THIS DATA SET? REPLY YES OR NO. This message follows message IKJ52431I and is requesting a decision from the user. If the reply is NO, the user has indicated that recovery is not necessary and the data set information in the recoverable workfile will be permanently lost with no possible means of recovery later. The workfile will be re-used to hold data set information for the current EDIT data set. If the reply is YES, the data set in the workfile will be recovered.</p>				
IKJ52500I	IKJEBECH	IKJEBECH	IKJEBEM5	EDIT
<p>IKJEBELT IKJEBELT IKJEBEDO IKJEBEDO [DOWN TERMINATED AT] END OF DATA [, LAST LINE IS --] IKJEBECH issues the message on return code 4 from IKJEBEUT following return code 0. IKJEBELT issues it after return code 4 from IKJEBEUT after entry with option code x'02'. IKJEBEDO issues the message on return code 4 from IKJEBEUT after reading next record. IKJEBEDO is the only module putting the insertions in the message. The second insertion is used when the current line is to be listed at the terminal (VERIFY ON specified).</p>				
IKJ52501I	IKJEBEBO	IKJEBEBO	IKJEBEM5	EDIT
<p>IKJEBEDE IKJEBEDE IKJEBEDO IKJEBEDO IKJEBEFI IKJEBEFI IKJEBEFO IKJEBEFO IKJEBELT IKJEBELT IKJEBERE IKJEBERE IKJEBERU IKJEBERU IKJEBESC IKJEBESC IKJEBEUN IKJEBEUN NO LINES IN DATA SET The message is issued on return code 4 from IKJEBEFC or IKJEBEUT.</p>				
IKJ52502I	IKJEBEDE	IKJEBEDE	IKJEBEM5	EDIT
<p>IKJEBELT IKJEBELT IKJEBESC IKJEBESC IKJEBEUN IKJEBEUN DATA SET NOT LINE NUMBERED Line numbers have been referenced or required, and CANONUM switch in the communication area is on.</p>				

Message ID	Detected In	Issued By	Located In	Program	Message ID	Detected In	Issued By	Located In	Program
IKJ52503I	IKJEBECH IKJEDEDE IKJEBELT IKJEBERE IKJEBERN IKJEBESC	IKJEBECH IKJEDEDE IKJEBELT IKJEBERE IKJEBERN IKJEBESC	IKJEBEM7   IKJEBEM5	EDIT	IKJ52507I	IKJEBECH IKJEBEIM IKJEBEIP IKJEBEIS IKJEBERE	IKJEBECH IKJEBEIM IKJEBEIP IKJEBEIS IKJEBERE	IKJEBEM5	EDIT
	INVALID LINE NUMBER RANGE first llnenum - last llnenum The user has entered operands with first llnenum to last llnenum. The message is issued without line numbers for the CHANGE, DELETE, LIST, and SCAN subcommands. The RENUM subcommand includes the line numbers in the error message text, to indicate that the user specified an invalid range of line numbers by making the first line number's value exceed the value of the last line number in the range.					LINE nnnnn TRUNCATED+ IKJEBECH issues the message on return code 4 from IKJELE when CANONUM = 0 or CADSCODE is not equal to CATEXT. IKJEBEIM, IKJEBEIP, and IKJEBEIS issue the message on return code 4 from IKJELE. IKJEBERE issues the message when renumbering a NONUM variable data set and the length of the line is within 8 characters of the LRECL. LINE LENGTH IS nnnnn The length of the truncated line is indicated.			
IKJ52504I	IKJEBECH IKJEDEDE IKJEBELT IKJEBERE IKJEBERN	IKJEBECH IKJEDEDE IKJEBELT IKJEBERE IKJEBERN	IKJEBEM5	EDIT	IKJ52550I	IKJEBEME	IKJEBEME	IKJEBEM4	EDIT
	LINE NUMBER nnnnn NOT FOUND IKJEBEUT return code 4 indicates that the line to be changed, deleted, listed, or renumbered does not exist.					NO OPERAND, SUBCOMMAND IGNORED CAOPERND shows there are no operands present.			
IKJ52506I	IKJEBECH IKJEBEFI	IKJEBECH IKJEBEFI	IKJEBEM5	EDIT	IKJ52552I	IKJEBESA	IKJEBESA	IKJEBEM4	EDIT
	TEXT NOT FOUND IKJEBECG issues the message on return code x'08' from IKJESE. IKJEBEFI issues the message on return code of 4 from IKJEBEUT.					EDIT DATA SET NAME dsname AND SAVE DATA SET dsname ARE NOT COMPATIBLE+ The SAVE data set is a PDS, and its record format, blocksize, or logical record length is not compatible with that of the utility data set. EDIT DATA SET HAS RECORD FORMAT recfm, SAVE DATA SET HAS RECORD FORMAT recfm EDIT DATA SET HAS LINE SIZE nnnnn, SAVE DATA SET HAS LINE SIZE nnnnn			
					IKJ52553I	IKJEBESA	IKJEBESA	IKJEBEM4	EDIT
						SAVED, DATA SET IS EMPTY IKJEFEFC return code is 4.			

Message ID	Detected In	Issued By	Located In	Program	Message ID	Detected In	Issued By	Located In	Program
IKJ52554I	IKJEBESA	IKJEBESA	IKJEBEM4	EDIT					
	BLOCK VALUE TOO LARGE FOR OUTPUT DEVICE, NOTHING SAVED.					SYNTAX ERROR OR INVALID LINE REFERENCE ENCOUNTERED			
	The blocksize of the data set is greater than the device track length.					The user has either a syntax error in the statement or the line reference is invalid.			
IKJ52555I	IKJEBEEN	IKJEBEEN	IKJEBEM4	EDIT	IKJ52567A	IKJEBEIN	IKJEBEIN	IKJEBEIN	EDIT
	NOTHING SAVED					ENTER DATA SET TYPE			
	The data set has been modified and the user has entered END without saving. Prompt with IKJ52563A and proceed based on the response.					The data set type keyword was not entered on the EDIT command and cannot be defaulted through data set naming conventions.			
IKJ52556I	IKJEBETA	IKJEBETA	IKJEBEM4	EDIT	IKJ52568I	IKJEBEIN	IKJEBEIA	IKJEBEM2	EDIT
	TABSET OF nnn EXCEEDS MAXIMUM DATA LENGTH OF length.					MISSING DATA SET TYPE			
	The tabset specification is larger than the data record length.					The dataset type is not entered on the EDIT command and the user has invoked EDIT within a procedure. EDIT is unable to prompt the user for data set type.			
IKJ52557I	IKJEBETA	IKJEBETA	IKJEBEM4	EDIT	IKJ52569I	IKJEBERE	IKJEBERE	IKJEBEM2	EDIT
	ONLY FIRST 10 VALID TABS USED					WARNING, RENUMBERING DATA SET MAY CAUSE LOSS OF DATA+			
	The user has entered more than the ten allowed tab settings.					The user is renumbering an unnumbered data set. The user will be prompted for the desired action.			
IKJ52558I	IKJEBECH	IKJEBCG	IKJEBEM4	EDIT		DATA POSITIONS start position-endposition WILL BE OVERLAID WITH LINE NUMBERS			
	LINE OVERFLOW, NEW LINE CREATED					Records are of fixed length.			
	The message is issued when IKJELE return code is 4 and CADSCODE = CATEXT.					LINES CONTAINING MORE THAN number CHARACTERS WILL BE TRUNCATED			
IKJ52559I	IKJEBECH	IKJEBECH	IKJEBEM4	EDIT		Records are of variable length.			
	MISSING COUNT OR STRING				IKJ52570I	IKJEBERU	IKJEBERU	IKJEBERM5	EDIT
	No operands were present; the user cannot be prompted.					LIB OPERAND IGNORED FOR type DATA SET			
IKJ52560I	IKJEBERE	IKJEBERE	IKJEBEM4	EDIT		The LIB operand is valid only for those types supported by the RUN command.			
	LINE NUMBER LENGTH EXCEEDS LINE SIZE				IKJ52571I	IKJEBESA	IKJEBESA	IKJEBEM5	EDIT
	Data length is less than the line number length; renumbering is impossible.					SAVE REJECTED, DATA SET dsname CONTAINS PRINT CONTROL CHARACTERS+			
IKJ52561I	IKJEBEIS	IKJEBEIS	IKJEBEM4	EDIT		The EDIT input data set is partitioned and contains print control characters. The SAVE subcommand is disabled because control characters in the input member have been blanked out when the EDIT utility data set was initialized.			
	INSERT TERMINATED NEXT LINE NUMBER IS line number					ANOTHER DATA SET MUST BE USED FOR SAVING			
	No room in data set to insert the line. IKJEBEUT return code is 0 and record key of next record = record key of line to be inserted.					The user must SAVE into a sequential data set or a different partitioned data set.			
IKJ52562I	IKJEBETA	IKJEBETA	IKJEBEM4	EDIT	IKJ52572I	IKJEBESA	IKJEBESA	IKJEBEM5	EDIT
	TABSET OF 0 IGNORED					WARNING, DATA SET dsname WILL BE SAVED WITHOUT CONTROL CHARACTERS			
	Zero cannot be specified on TABSET.					The data set being edited will no longer have control characters on saving. If control characters are to be retained in the old data set, the user should save the edited data set in a new permanent data set without control characters. Message IKJ52573A will prompt the user for reuse or a new dsname.			
IKJ52563A	IKJEBEEN	IKJEBEEN	IKJEBEEN	EDIT	IKJ52573A	IKJEBESA	IKJEBESA	IKJEBESA	EDIT
	ENTER SAVE OR END					ENTER NEW DATA SET NAME OR HIT CARRIER RETURN TO REUSE dsname			
	This message follows message IKJ52555I.					This is the prompt for action after warning message IKJ52572I. The record format after SAVE will reflect absence of control characters.			
IKJ52564A	IKJEBECH	IKJEBCG	IKJEBECH	EDIT					
	ENTER COUNT OR STRING -								
	No operands were entered on the CHANGE subcommand. The user is prompted for the missing operands.								
IKJ52565I	IKJEBERN	IKJEBERN	IKJEBEM3	EDIT					
	SCAN FOR LINE NUMBER REFERENCE IN LINE llnum INCOMPLETE+								
	A referenced line number in the specified line is not present in the data set. This message applies only to the BASIC data set type.								

Message ID	Detected In	Issued By	Located In	Program	Message ID	Detected In	Issued By	Located In	Program
IKJ52574	IKJEBERE	IKJEBERE	IKJEBEM7	EDIT UNABLE TO RENUMBER, "NEW LINENUM" new linenum IS INVALID+ FOR "OLD LINENUM" old linenum, "NEW LINENUM" MUST EXCEED line number previous to old linenum. The line previous to the "old linenum" specification has a key greater than or equal to the "new linenum" entry. This makes the assignment of "new linenum" as the first renumbered line impossible.	IKJ52580I	IKJEBEMC	IKJEBEMC	IKJEBEM6	EDIT {MOVE} {COPY} IN BASIC TYPE DATA SETS IS NOT SUPPORTED The user tried to move or copy data in an ITF: BASIC type data set. The TSO MOVE and COPY subcommands cannot operate on data sets of this type.
IKJ52575I	IKJEBERE	IKJEBERE	IKJEBEM7	EDIT UNABLE TO RENUMBER, INSUFFICIENT LINE NUMBER ASSIGNMENTS AVAILABLE+ INCLUDE MORE LINES IN RANGE, SPECIFY A SMALLER "NEW LINENUM", AND/OR USE A SMALLER INCREMENT. Renumbering of a single line or range of lines has been requested. The request cannot be satisfied because the renumbering process would cause one or more lines to be assigned line number(s) greater than the line number following the specified range.	IKJ54001I	IEDAYO	IEDAYM	IEDAYO	TIOC TIME SHARING IS STOPPING IMMEDIATELY The operator entered 'FSTOP' in response to message IKJ024D, so all output queued for terminals will be lost.
IKJ52576I	IKJEBEDX	IKJEBEDX	IKJEBEM7	EDIT subcommand name SUBCOMMAND CANCELLED DUE TO ERROR IN type EXIT PROCESSING+ DATA EXIT ROUTINE program name OUTPUT INCLUDED LINE NUMBER invalid line number, CONTAINS NON-NUMERIC CHARACTER(S). DATA EXIT ROUTINE program name OUTPUT INCLUDED LINE NUMBER invalid line number, EXCEEDED BY PREVIOUS LINE NUMBER line number. The output of the data exit routine contains an invalid line number.	IKJ54003I	IEDAYO	IEDAYM	IEDAYO	TIOC SYSTEM FAILURE - PLEASE LOGON AGAIN The TSOBAC bit has been set for this user due to abnormal address space termination.
IKJ52577I	IKJEBERE	IKJEBERE	IKJEBEM7	EDIT RENUM OF LINE RANGE NOT SUPPORTED FOR BASIC DATA SETS The terminal user entered the 'end linenum' operand (4th positional operand) on a RENUM subcommand for the ITF: BASIC data set type. Partial RENUM is not supported for type BASIC.	IKJ54011I	IEDAYO	User's MCP	User's MCP	TIOC TSO IS NOT ACTIVE TCAM had not been modified to start time sharing when the logon request was made.
IKJ52578I	IKJEBELT	IKJEBELT	IKJEBEM6	EDIT NO LINES FOUND IN SPECIFIED LINE RANGE The user entered a subcommand that specified a line range, and there were no lines within the specified range.	IKJ54012A	IEDAYL	User's MCP	User's MCP	TIOC ENTER LOGON - Something other than LOGON was entered, and the terminal was not yet in a TSO session.
IKJ52579I	IKJEBEMC	IKJEBEMC	IKJEBEM6	EDIT INVALID OPERANDS description The user entered the MOVE or COPY subcommand with invalid operands. The explanations of the invalid operands appear in the message as 'description', and will vary according to the nature of the invalid entry, as follows: INVALID FOR COUNT FOR END OF RANGE SPECIFICATION FIRST LINE TO BE MOVED/COPIED DOES NOT EXIST QUOTED STRING NOT FOUND END OF RANGE MUST BE GREATER THAN OR EQUAL TO THE BEGINNING OF THE RANGE INVALID FOR COUNT TRYING TO MOVE/COPY INTO LINE RANGE	IKJ54013I	IEDAYL	User's MCP	User's MCP	TIOC LOGON FAILED, INVALID COMMAND Something other than LOGON has been entered three times in succession. If the terminal is a dial-type, it will be disconnected.
					IKJ54014I	IEDAYL	User's MCP	User's MCP	TIOC YOUR TERMINAL IS NOT USABLE WITH TSO Either the device flags in the terminal table entry for this terminal indicate it cannot be used with TSO, or the line was not opened for output.
					IKJ54015I	IEDAYL	User's MCP	User's MCP	TIOC TSO MESSAGES CANNOT REACH THIS TERMINAL The terminal has been held by the TCAM operator, or the terminal table entry for this terminal indicates that it cannot accept messages.
					IKJ54016I	IEDAYL	User's MCP	User's MCP	TIOC MAXIMUM USERS LOGGED ON, TRY LATER The number of users currently logged on is equal to or greater than the current maximum permissible number of users.
					IKJ54017A	IEDAYH	User's MCP	User's MCP	TIOC TERMINAL ERROR, REENTER INPUT TCAM has detected a permanent I/O error on the line. The previous message has been canceled.
					IKJ54018A	IEDQA4	User's MCP	User's MCP	TIOC MESSAGE TOO LONG, REENTER INPUT The input just entered is longer than the maximum specified by the CUTOFF macro in the MCP.



May 13, 1983

Message ID	Detected In	Issued By	Located In	Program
IKJ55080I	IKJEES10	IKJEES10	IKJEES20	SEND
	<b>MESSAGE TRUNCATED TO 115 CHARACTERS</b> The message text is greater than 115 characters in length.			
IKJ55081I	IKJEES40 IKJEES10 IKJEES11	IKJEES10 IKJEES40	IKJEES20	SEND
	<b>COMMAND SYSTEM ERROR+</b> service routine <b>ERROR CODE xxxx</b> A service routine (indicated) terminated abnormally.			

Message ID	Detected In	Issued By	Located In	Program
IKJ55082I	IEEVSDIO	IKJEES40 IKJEES10	IKJEES20	SEND
	<b>NOT ENOUGH STORAGE TO EXECUTE COMMAND</b> A conditional GETMAIN returned a code of 4 indicating it could not satisfy the request.			

Message ID	Detected In	Issued By	Located In	Program	Message ID	Detected In	Issued By	Located In	Program
IKJ54020A	IEDQAK	User's MCP	User's MCP	TIOC	IKJ55006I	IKJEE100	IKJEE100	IKJEE100	OPERATOR
	MESSAGE LOST, REENTER INPUT Because of a shortage of buffers (probably temporary) TCAM had no place to put the incoming data, so it has been lost.					MISSING OPERAND+ OPERATOR SUBCOMMANDS MUST HAVE OPERANDS The user must enter operands on OPERATOR subcommands.			
IKJ54030I	IEDAYM	IEDAYM	IEDAYM	MCP	IKJ55007I	IKJEE150	IKJEE150	IKJEE150	OPERATOR
	ENTER character string TCAM is unable to determine which translate table, listed in TRANLIST macro, to use with this terminal. Enter the character string that appears after the ENTER of this message.					UNABLE TO PROCESS ATTENTION+ service routine RETURN CODE IS xxxx A service routine (TGET, STACK, PUTLINE, GETLINE, COMMAND SCAN) returned a non-zero return code.			
IKJ55000I	IKJEFF00	IKJEE100	IKJEE100	OPERATOR	IKJ55008I	IKJEEIA0	IKJEEIA0	IKJEEIA0	OPERATOR
	OPERATOR COMMAND NOT AUTHORIZED FOR userid+ YOUR INSTALLATION MUST AUTHORIZE USE OF OPERATOR COMMANDS SVC100 (IKJEFF00) returned a non-zero code to IKJEE100 indicating that the user entered the 'OPERATOR' command and did not have authority, or that SVC100 could not complete the check of the user's authority.					command/subcommand ABENDED DUE TO AN ERROR+ COMPLETION CODE IS xxxx This STAE exit is entered if either OPERATOR or one of its subcommands terminates abnormally.			
IKJ55001I	IKJEE100	IKJEE100	IKJEE100	OPERATOR	IKJ55009I	IKJEE100	IKJEE100	IKJEE100	OPERATOR
	DATA IGNORED IN OPERAND FIELD+ OPERATOR COMMAND SHOULD HAVE NO OPERANDS The ECTNOPD field of the ECT equaled zero indicating that the OPERATOR command has been entered with operands. They are ignored, and processing continues.					SUBCOMMAND IS TOO LONG The subcommand entered exceeds 126 characters, the maximum length allowed for a subcommand. Reenter the subcommand with less than 127 characters.			
IKJ55002A	IKJEE100 IKJEE150	IKJEE100 IKJEE150	IKJEE100 IKJEE150	OPERATOR OPERATOR	IKJ55050I	IKJEE11	IKJEE10	IKJEE10	SEND
	{OPERATOR} {OPER} A mode message is put out to the terminal when operator mode is first entered, after an attention interruption, or if a subcommand terminates abnormally.					USERID '*' COULD NOT BE RESOLVED The user specified USER(*) on the SEND command in the background, and the userid was not available. Resubmit the job and add the command PROFILE PREFIX (your userid) before the SEND command.			
IKJ55003I	IKJEFF00	IKJEE100	IKJEE100	OPERATOR	IKJ55072I	IKJEE11	IKJEE10	IKJEE20	SEND
	INVALID SUBCOMMAND subcommand name+ OPERATOR SUBCOMMANDS ARE CANCEL/DISPLAY/MONITOR/SEND/STOPMN/END/HELP The subcommand entered under OPERATOR was not valid. The return code from SVC100 (IKJEFF00) was 4 if the error was detected in SVC100.					USER(S) NOT LOGGED ON, MESSAGE CANCELLED A SEND command specifying 'NOW' was issued to the indicated user(s) who are not logged on. The message was not sent.			
IKJ55004I	IKJEE100	IKJEE100	IKJEE100	OPERATOR	IKJ55074I	IEEVSDIO	IKJEE40	IKJEE20	SEND
	COMMAND SYSTEM ERROR+ service rtn ERROR CODE IS xxxx The OPERATOR command processor received an invalid return code from a service routine.					IKJEE10 NO SPACE IN BROADCAST DATA SET FOR {MAIL NOTICES USERIDS} The broadcast data set does not have space available to add the indicated material.			
IKJ55005I	IKJEFF00	IKJEE100	IKJEE100	OPERATOR	IKJ55075I	IEEVSDIO	IKJEE40	IKJEE20	SEND
	INVALID OPERAND operand+ OPERAND SYNTACTICALLY INCORRECT OR VALID ONLY FROM SYSTEM OPERATOR CONSOLE SVC100 (IKJEFF00) returned a code of 8 indicating that the operand field for the subcommand entered was not coded correctly at a terminal.					IKJEE10 BROADCAST DATA SET NOT USABLE+ I/O SYNAD ERROR CANNOT OPEN DATA SET There was either an OPEN error or an I/O error on the broadcast data set. INSTALLATION MUST REFORMAT The broadcast data set was not initialized or was not in the correct format.			
					IKJ55077I	IKJEE11	IKJEE10	IKJEE20	SEND
						USER(S) userid list NOT ACCEPTING MESSAGES, MESSAGE CANCELLED A SEND command specifying 'NOW' was issued for a user who is in no-intercom mode. The message was not sent.			

Message ID	Detected In	Issued By	Located In	Program	Message ID	Detected In	Issued By	Located In	Program
IKJ55083I	IKJEES11	IKJEES10	IKJEES20	SEND USER(S) userid-llst AT BUSY TERMINAL(S) MESSAGE CANCELED Insufficient output buffers available for the userid(s). The SEND command was specified with NOWAIT and NOW, or defaulted to a busy terminal.	IKJ56052I	IKJEFR00	IKJEFR00	IKJEFR00	RUN COMMAND SYSTEM ERROR+ service rtn ERROR CODE xxxx A non-zero return code was received from the STACK or PARSE service routine.
IKJ55084I	IKJEES11	IKJEES10	IKJEES20	SEND USERIDS AFTER 20TH IGNORED The first twenty userids in the userid-list were processed. All others were ignored.	IKJ56053I	IKJEFR00	IKJEFR00	IKJEFR00	RUN PARAM FIELD TRUNCATED TO 100 CHARACTERS The length of the PARM string entered by the user was longer than 100 characters.
IKJ55085I	IKJEES10	IKJEES10	IKJEES20	SEND UNDEFINED USERID(S) userid llst+ USERID NOT FOUND IN MAIL DIRECTORY There is no entry in the broadcast data set for the indicated userid(s).	IKJ56054I	IKJEFR00	IKJEFR00	IKJEFR00	RUN type INVALID DATA TYPE The user was prompted for a data type, and supplied an invalid type.
IKJ56000I	IKJEFT08	IKJEFT08	IKJEFT06	TMP/CALL COMMAND SYSTEM ERROR+ PARSE RETURN CODE is nnnn The parse return code is non-zero. BLDL I/O ERROR The BLDL macro instruction returned a return code greater than 4.	IKJ56056I	IKJEFR00	IKJEFR00	IKJEFR00	RUN NOT ENOUGH MAIN STORAGE TO EXECUTE COMMAND Parse return code was 12, or non-zero from a conditional GETMAIN.
IKJ56001I	IKJEFT08	IKJEFT08	IKJEFT06	TMP/CALL MEMBER member SPECIFIED BUT dsname NOT A PARTITIONED DATA SET The data set organization that was passed by DAIR to CALL was not '02'X (partitioned). The CALL target data set must be a partitioned data set.	IKJ56057I	IKJEFR00	IKJEFR00	IKJEFR00	RUN CREATED DATA SET NAME, dsname OBJ EXCEEDS 44 CHARACTERS The length of the data set name created for OBJ is longer than 44.
IKJ56002I	IKJEFT08	IKJEFT08	IKJEFT06	TMP/CALL DATA SET dsname NOT USABLE+ CANNOT OPEN DATA SET The open flags were not set in the DCB for the data set.	IKJ56101I	IKJEFD30	IKJEFD35	IKJEFD31	ALLOCATE IKJEFD32 IKJEFD33 IKJEFD34 NOT ENOUGH VIRTUAL STORAGE TO EXECUTE COMMAND. Parse issued a GETMAIN and no space was available.
IKJ56003I	IKJEFT08	IKJEFT08	IKJEFT06	TMP/CALL PARAM FIELD TRUNCATED TO 100 CHARACTERS The user entered a parameter string longer than 100 characters. The data has been truncated.	IKJ56104I	IKJEFD30	IKJEFD35	IKJEFD31	ALLOCATE IKJEFD32 IKJEFD33 IKJEFD34 IKJEFD36 COMMAND SYSTEM ERROR+ { PARSE } ERROR CODE xxxx { GENTRANS } { COMMAND SCAN } GENTRANS or command scan returned a non-zero return code, or parse returned a code other than 0, 4, or 16.
IKJ56004I	IKJEFT08	IKJEFT08	IKJEFT06	TMP/CALL DATA SET dsname NOT IN CATALOG DAIR return code equaled 8. Catalog error of 8 or greater. The data set was not found in the catalog.	IKJ56107I	IKJEFD37	IKJEFD37	IKJEFD31	ALLOCATE { BLOCK SIZE } QUANTITY EXCEEDS { AVBLOCK } { SPACE } { SPACE INCREMENT } { DIR } MAXIMUM ALLOWABLE+ MAXIMUM OF 65535 FOR BLOCK AND AVBLOCK. MAXIMUM OF 16777215 FOR SPACE, SPACE INCREMENT AND DIR The value for the specified parameter is greater than the maximum.
IKJ56005I	IKJEFT08	IKJEFT08	IKJEFT06	TMP/CALL MEMBER member NOT IN DATA SET dsname The specific member name was not found in the directory for the specified data set.	IKJ56006I	IKJEFT08	IKJEFT08	IKJEFT06	TMP/CALL TEMPNAME ASSUMED AS MEMBER NAME A member name was not specified, and TEMPNAME default is used.
IKJ56007I	IKJEFG00	IKJEFG00	IKJEFG00	CALL NOT ENOUGH MAIN STORAGE TO EXECUTE COMMAND Parse error code was 16.	IKJ56109I	IKJEFD34	IKJEFD34	IKJEFD31	ALLOCATE IKJEFD37 IKJEFD37 DATA SETS NOT CONCATENATED+ The request to concatenate a list of data sets could not be performed.

Message ID	Detected In	Issued By	Located In	Program
				<b>COMBINING UNLIKE DATA SET ORGANIZATIONS IS INVALID</b> The DSORG for all the data sets in the list is not the same.

Message ID	Detected In	Issued By	Located In	Program
------------	-------------	-----------	------------	---------

Message ID	Detected In	Issued By	Located In	Program	Message ID	Detected In	Issued By	Located In	Program
IKJ56133I	IKJEFD32	IKJEFD35	IKJEFD31	ALLOCATE	IKJ56155I	IKJEFD20	IKJEFD20	IKJEFD20	FREE
	<p>DATA SET IS NOT ALLOCATED; THE PROTECT FUNCTION IS INVALID FOR DATA SET dataset-name. The PROTECT keyword has been specified, but Dynamic Allocation (SVC99) has found the PROTECT function to be invalid for the specified DASD or tape data set. ALLOCATE processing terminates.</p>					<p>DATA SET dsname NOT UNALLOCATED, DELETE INVALID FOR MEMBERS OF PARTITIONED DATA SETS. DELETE was specified for a member of a partitioned data set.</p>			
IKJ56134I	IKJEFD30	IKJEFD30	IKJEFD31	ALLOCATE	IKJ56156I	IKJEFD20	IKJEFD20	IKJEFD20	FREE
	<p>DATA SET dsname IS NOT ALLOCATED; THE PROTECT KEYWORD IS INVALID WITH A STATUS OF OTHER THAN NEW OR MOD. The PROTECT keyword was specified with a status of other than NEW or MOD. Only NEW and MOD are valid. ALLOCATE processing terminates.</p>					<p>FILES NOT UNALLOCATED - UNABLE TO OBTAIN SUFFICIENT INFORMATION+ DYNAMIC ALLOCATION ERROR CODE IS xxx An error occurred during the information retrieve function of dynamic allocation.</p>			
IKJ56135I	IKJEFD30	IKJEFD30	IKJEFD31	ALLOCATE	IKJ56190I	IKJEFF52	IKJEFF02	IKJEFF55	STATUS
	<p>DATA SET dsname IS NOT ALLOCATED; THE COPIES KEYWORD IS INVALID WHEN THE DATASET KEYWORD IS SPECIFIED. The COPIES keyword was specified with the DATASET keyword. These keywords are mutually exclusive ALLOCATE processing terminates.</p>					<p>JOB jobname (jobid) ON NJE QUEUE Your job has completed execution and is being processed by Network Job Entry (NJE) for JES3.</p>			
IKJ56136I	IKJEFD30	IKJEFD30	IKJEFD31	ALLOCATE	IKJ56191I	IKJEFF52	IKJEFF02	IKJEFF55	STATUS
	<p>ALLOCATION REQUEST IS REJECTED; THE COPIES KEYWORD IS INVALID WITH A STATUS OTHER THAN SYSOUT. The COPIES keyword was specified with a status other than SYSOUT. Only SYSOUT is valid. ALLOCATE processing terminates.</p>					<p>STATUS FAILED - INVALID SSCS BIT SETTINGS FROM JOB ENTRY SUBSYSTEM Invalid parameters were returned to STATUS from the job entry subsystem. At least one of the bits SSCSJACT, SSCSEXCO, or SSCSOUTQ must be turned on in the SSCSARAY for a JOBNAME (JOBID) entry if both register 15 and SSOBRETN are zero when control is returned to the STATUS command. See module IKJEFF52's listing and mapping macro IEFJSSOB (with SSOB and SSCS control blocks) for further details.</p>			
IKJ56137I	IKJEFD32	IKJEFD35	IKJEFD31	ALLOCATE	IKJ56192I	IKJEFF52	IKJEFF02	IKJEFF55	STATUS
	<p>DATA SET dsname IS NOT ALLOCATED; YOUR USERID IS NOT DEFINED TO RACF. The PROTECT keyword was specified but your userid is not defined to RACF. ALLOCATE processing terminates.</p>					<p>JOB jobname (jobid) ON OUTPUT QUEUE, IN HOLD STATUS+ optional second level message from subsystem The job has completed execution and its output is being processed by the job entry subsystem (unless the output is held). The job entry subsystem may supply a second level message to provide more details.</p>			
IKJ56150I	IKJEFD20	IKJEFD20	IKJEFD20	FREE	IKJ56193I	IKJEFF49	IKJEFF02	IKJEFF49	CANCEL/STATUS
	<p>NOT ENOUGH VIRTUAL STORAGE TO EXECUTE COMMAND Parse return code was 16.</p>					<p>IKJEFF52 IKJEFF55 IKJEFF54 IKJEFF55 subsystemname SUBSYSTEM ERROR, UNDEFINED RETURN CODE nnnn+ RETRY COMMAND, THEN IF ERROR CALL YOUR SYSTEM PROGRAMMER An error was detected by the job entry subsystem while performing the cancel or status function. Error codes are listed in the IEFJSSOB macro.</p>			
IKJ56152I	IKJEFD20	IKJEFD20	IKJEFD20	FREE					
	<p>COMMAND SYSTEM ERROR+ PARSE ERROR CODE xxxx Parse error code was other than 16.</p>								
IKJ56154I	IKJEFD20	IKJEFD20	IKJEFD20	FREE					
	<p>{ FILE dsname DATA SET dsname ATTRIBUTE LIST llist } NOT UNALLOCATED, { KEEP DELETE CATALOG UNCATALOG } INVALID WITH { DEST HOLD NOHOLD }</p> <p>An invalid data set disposition was specified.</p>								

Message ID	Detected In	Issued By	Located In	Program	Message ID	Detected In	Issued By	Located In	Program	
				NUMBER OF DATA SETS EXCEEDS MAXIMUM, MAXIMUM IS 16 PARTITIONED OR 255 SEQUENTIAL DATA SETS. The number of data sets in the list is greater than the maximum. {NEW } INVALID WITH CONCATENATION MOD } {SYSOUT } REQUEST. Data sets to be concatenated must be OLD or SHR. Status of NEW, MOD, or SYSOUT is invalid. FAILURE TO ALLOCATE DATA SET dsname. One of the data sets in the list could not be allocated. DATA SET ORGANIZATION NOT SEQUENTIAL OR PARTITIONED. One of the data sets in the list had a DSORG other than sequential or partitioned. DATA SET NAME ASTERISK (*) INVALID WITH CONCATENATION REQUEST. Asterisk (*) was specified as a data set name in the list.						
IKJ56110I	IKJEFD30	IKJEFD30	IKJEFD31	ALLOCATE DATA SET dsname NOT ALLOCATED, MORE THAN 255 VOLUME SERIAL NUMBERS SPECIFIED. The number of volume serial numbers specified on the VOLUME parameter exceeds the maximum.	IKJ56121I	IKJEFD30	IKJEFD30	IKJEFD31	ALLOCATE ALLOCATION REQUEST IS REJECTED; THE LIKE KEYWORD IS VALID ONLY WHEN THE DATASET KEYWORD IS SPECIFIED. The LIKE operand was specified but a new data set was not specified (that is, the DATASET keyword was omitted). ALLOCATE processing terminates.	
IKJ56111I	IKJEFD30	IKJEFD35	IKJEFD31	ALLOCATE IKJEFD32 DATA SET dsname NOT ALLOCATED, DELETE INVALID FOR MEMBERS OF PARTITIONED DATA SETS. A disposition of DELETE was specified with a member of a partitioned data set.	IKJ56122I	IKJEFD30	IKJEFD30	IKJEFD31	ALLOCATE DATASET dsname IS NOT ALLOCATED; ONLY STATUS OF NEW IS ACCEPTED WITH THE LIKE KEYWORD. The LIKE operand was specified with a status of other than new. ALLOCATE processing terminates.	
IKJ56112A	IKJEFD32	IKJEFD36	IKJEFD31	ALLOCATE IKJEFD34 ENTER 'FREE' or 'END'+ ENTER 'FREE' TO FREE AND REALLOCATE THE FILE filename OR 'END' TO TERMINATE THE COMMAND. The filename specified on the FILE parameter is in use.	IKJ56123I	IKJEFD30	IKJEFD30	IKJEFD31	ALLOCATE ALLOCATION REQUEST IS REJECTED; ONLY ONE DATA SET NAME IS VALID ON THE DATASET KEYWORD WHEN THE LIKE FUNCTION IS REQUESTED. The LIKE keyword was specified with more than one data set name on the DATASET keyword. ALLOCATE processing terminates.	
IKJ56113I	IKJEFD36	IKJEFD36	IKJEFD31	ALLOCATE INVALID RESPONSE, xxxx Only 'FREE' or 'END' is valid in reply to message IKJ56112A.	IKJ56124I	IKJEFD30	IKJEFD30	IKJEFD31	ALLOCATE DATA SET IS NOT ALLOCATED; ATTRIBUTES OF DATA SET Like-dsname NOT OBTAINABLE+ The LIKE keyword was specified but the attributes of the model data set cannot be obtained due to the failure of data management macros. ALLOCATE processing terminates. A more specific second-level message will be issued upon request: <ul style="list-style-type: none"> <li>VOLUME ON WHICH MODEL DATA SET RESIDES IS NOT MOUNTED.</li> <li>ENTRY FOR DATA SET FOUND IN CATALOG, BUT DATA SET IS NOT FOUND ON INDICATED VOLUME.</li> <li>I/O ERROR OR ERROR IN VOLUME TABLE OF CONTENTS.</li> <li>ERROR IN ALLOCATE COMMAND PROCESSOR.</li> <li>UNABLE TO READ CATALOG ENTRY FOR MODEL DATA SET.</li> <li>UNABLE TO DETERMINE SPACE ALLOCATED TO MODEL DATA SET.</li> <li>UNABLE TO OPEN MODEL DATA SET.</li> </ul>	
IKJ56113A	IKJEFD36	IKJEFD36	IKJEFD31	ALLOCATE REENTER+ Issued following message IKJ56113I ENTER 'FREE' TO FREE AND RE-ALLOCATE THE FILE filename, OR 'END' TO TERMINATE THE COMMAND. The filename specified on the FILE parameter is in use.	IKJ56130I	IKJEFD32	IKJEFD35	IKJEFD31	ALLOCATE DATA SET dsname IS NOT ALLOCATED. RACF IS NOT ACTIVE OR IS NOT INSTALLED. The PROTECT keyword has been specified and RACF is either not installed or installed but not active. ALLOCATE processing terminates.	
IKJ56120	IKJEFD30	IKJEFD30	IKJEFD31	ALLOCATE dcb-keyword IS IGNORED WHEN THE USING KEYWORD IS SPECIFIED. The USING keyword was specified with one of the DCB operands (that is, an operand that also appears on the ATTRIB command). The DCB operand is ignored and ALLOCATE processing continues.	IKJ56131I	IKJEFD30	IKJEFD30	IKJEFD31	ALLOCATE ALLOCATION REQUEST IS REJECTED; THE PROTECT FUNCTION IS VALID ONLY WHEN A DATA SET NAME IS SPECIFIED. The PROTECT keyword has been specified but a data set name has not been specified. ALLOCATE processing terminates.	
					IKJ56132I	IKJEFD30	IKJEFD30	IKJEFD31	ALLOCATE DATA SET dsname IS NOT ALLOCATED; THE PROTECT FUNCTION IS INVALID WHEN FCB IS SPECIFIED. The PROTECT keyword was specified with the FCB keyword. The keywords are mutually exclusive. ALLOCATE processing terminates.	

Message ID	Detected In	Issued By	Located In	Program	Message ID	Detected In	Issued By	Located In	Program
IKJ56194I	IKJEFF49 IKJEFF52 IKJEFF54	IKJEFF02	IKJEFF49 IKJEFF55 IKJEFF55	CANCEL/STATUS	IKJ56202I	IKJEFF52 IKJEFF54	IKJEFF02	IKJEFF55	CANCEL/STATUS
	<p>JOBID jobid HAS INVALID SYNTAX FOR subsystem SUBSYSTEM+</p> <p>USE STATUS COMMAND TO OBTAIN VALID JOBIDS FOR THE JOBNAME</p> <p>The active job entry subsystem, whose name is inserted in the message, found a syntax error in the indicated jobid. If the command is STATUS, it also issues message IKJ56205I and gives the status of the jobname only. The second level message is only inserted for the CANCEL command.</p>				<p>JOB jobname (jobid) NOT FOUND The specified job is not in the system.</p>				
IKJ56195I	IKJEFF49 IKJEFF52 IKJEFF54	IKJEFF02	IKJEFF49 IKJEFF55	CANCEL/STATUS	IKJ56205I	IKJEFF52	IKJEFF02	IKJEFF55	STATUS
	<p>JOB jobname (jobid) COMBINATION INVALID+</p> <p>USE STATUS COMMAND TO OBTAIN VALID JOBIDS FOR THE JOBNAME</p> <p>The job entry subsystem has detected an invalid JOBNAME/JOBID combination. Either the jobname or the jobid (but not both) exists on a queue in the job entry subsystem. If the command is STATUS, no second level message is issued. STATUS also issues message IKJ56205I and gives the status of the jobname only.</p>				<p>STATUS INFORMATION FOLLOWS FOR JOBNAME ONLY</p> <p>Message IKJ56194I or IKJ56195I is issued before this message. The STATUS command then obtains the status of the jobname only from the job entry subsystem, and issues the appropriate status message(s).</p>				
IKJ56196I	IKJEFF49 IKJEFF54	IKJEFF02	IKJEFF49 IKJEFF55	CANCEL	IKJ56208A	IKJEFF51	IKJEFF02	IKJEFF55	CANCEL/STATUS
	<p>DUPLICATE JOBS WITH JOBNAME jobname, ENTER USE CORRECT JOBNAME (JOBID) COMBINATION+</p> <p>USE STATUS COMMAND TO OBTAIN VALID JOBIDS FOR THE JOBNAME</p> <p>Several jobs exist with the same jobname. A jobid is required to identify the specific job.</p>				<p>text from user-supplied installation exit+ ENTER REPLY FOR INSTALLATION EXIT</p> <p>Your installation-supplied exit (IKJEFF53) has provided this prompting message.</p>				
IKJ56197I	IKJEFF52	IKJEFF02	IKJEFF55	STATUS	IKJ56208I	IKJEFF51	IKJEFF02	IKJEFF55	CANCEL/STATUS
	<p>JOB jobname (jobid) WAITING FOR EXECUTION, IN HOLD STATUS+</p> <p>optional second level message from subsystem</p> <p>The job was found on a pre-execution queue of the job entry subsystem. The optional insert indicates whether the job is held. The job entry subsystem can supply a second level message to provide more details.</p>				<p>JOB jobname REJECTED - JOBNAME MUST BE YOUR USERID PLUS AT LEAST ONE CHARACTER</p> <p>The IBM-supplied installation exit (IKJEFF53) produces this message if the jobname does not equal your userid, plus at least one character for a CANCEL command.</p>				
IKJ56198I	IKJEFF54	IKJEFF02	IKJEFF55	CANCEL/STATUS	IKJ56211I	IKJEFF52	IKJEFF02	IKJEFF55	STATUS
	<p>INVALID CANCEL REQUEST - jobname(jobid) IS AN ACTIVE TSO USER OR STARTED TASK+</p> <p>THESE JOB TYPES MAY NOT BE CANCELED UNLESS THEY ARE ON AN OUTPUT QUEUE</p> <p>The job entry subsystem has detected that the inserted job is active and also represents a TSO user or a started task. Operator commands only may be used to cancel these job types when they are active.</p>				<p>JOB jobname (jobid) EXECUTING, IN HOLD STATUS+ optional second level message from subsystem</p> <p>The job is executing after being given control by the initiator. If the job is held on the queue, its output will be held after the job completes execution. The job entry subsystem may supply a second level message to provide more details.</p>				
IKJ56199I	IKJEFF54	IKJEFF02	IKJEFF55	CANCEL	IKJ56216I	IKJEFF52	IKJEFF02	IKJEFF55	STATUS
	<p>JOB jobname (jobid) NOT CANCELLED BECAUSE ON OUTPUT QUEUE+</p> <p>USE PURGE KEYWORD OR OUTPUT COMMAND TO CANCEL OUTPUT</p> <p>The job was not cancelled by the job entry subsystem. Use PURGE keyword on the CANCEL command to cancel output or use the OUTPUT command to delete held output.</p>				<p>NO JOBS FOUND+</p> <p>SYSTEM QUEUES WERE SEARCHED FOR JOBNAME'S EQUAL TO YOUR USERID PLUS ONE CHARACTER</p> <p>The STATUS command was specified with no operands, and there were no jobs in the system with a jobname of your userid plus one character.</p>				
IKJ-22	TSO Terminal Messages				IKJ56217I	IKJEFF50	IKJEFF02	IKJEFF55	STATUS
					<p>command name WITH no OPERANDS FAILED, USERID IS NOT AVAILABLE IN THE BACKGROUND+</p> <p>SPECIFY JOBNAME ON THE commandname COMMAND</p> <p>No userid was available when executing STATUS command in the background, but STATUS with no operands would cause a search for job names which start with a userid.</p>				
					IKJ56218I	IKJEFF51	IKJEFF02	IKJEFF55	CANCEL/STATUS
					<p>command name COMMAND FAILED - UNABLE TO PROMPT USER FROM INSTALLATION EXIT+</p> <p>MISSING REPLY FOR 80 characters of message</p> <p>No reply could be obtained for the message because the user is in noprompt mode, or the command is in a command procedure executed in noprompt mode.</p>				

Message ID	Detected In	Issued By	Located In	Program	Message ID	Detected In	Issued By	Located In	Program
IKJ56219I	IKJEFF51	IKJEFF02	IKJEFF55	CANCEL/STATUS UNABLE TO DIAGNOSE INSTALLATION EXIT RETURN CODE nnnn+					
				CALL YOUR SYSTEM PROGRAMMER					
				An unexpected return code from an installation-supplied exit (IKJEFF53) was returned. The defined return codes are 0,4,8,12, and 16.					



Message ID	Detected In	Issued By	Located In	Program	Message ID	Detected In	Issued By	Located In	Program
IKJ56220I	CALLER	IKJEFF02	IKJEFF18	DAIRFAIL					
	<p>type name NOT operation, TOO MANY DATA SETS+                      MAXIMUM NUMBER OF DATA SET ALLOCATIONS                      ALLOWED BY YOUR LOGON PROCEDURE HAS                      BEEN REACHED, YOU SHOULD FREE UNUSED                      DATA SETS</p> <p>The type, name, and operation inserts indicate the                      requested dynamic allocation function. An example is                      DATA SET name NOT ALLOCATED.                      The dynamic allocation return code is 0238 or 043C.                      See OS/VS2 System Programming Library: Job                      Management for a description of dynamic allocation                      return codes.</p>				<p>type name NOT operation, CATALOG ERROR+                      DATA SET NAME CONFLICTS WITH EXISTING DATA                      SET NAME. RESPECIFY WITH A NEW UNIT NAME                      OR CHANGE REQUESTED LAST QUALIFIER.                      DISP = NEW was specified. The dynamic allocation                      return code is 1708, 5708, or 5710.</p> <p>AN INCORRECT PASSWORD MAY HAVE BEEN                      ENTERED FOR THE CATALOG.                      A password-protected catalog could not be                      accessed since an incorrect password was entered.                      Messages IEC113I or IEC331I may also be issued.                      (See Message Library: System Messages).</p>				
IKJ56221I	CALLER	IKJEFF02	IKJEFF18	DAIRFAIL	IKJ56230I	CALLER	IKJEFF02	IKJEFF18	DAIRFAIL
	<p>type name NOT operation, VOLUME NOT AVAILABLE+                      VOLUME volser IS ALLOCATED TO ANOTHER JOB                      OR USER, TRY LATER</p> <p>The dynamic allocation return code is 0220. If the                      request was for a Mass Storage System (MSS)                      volume, the operator console will receive message                      IEF710I, which contains the MSS failure reason                      code.</p> <p>VOLUME volser NECESSARY TO SATISFY REQUEST                      NOT ON SYSTEM AND CANNOT BE MOUNTED</p> <p>The dynamic allocation return code is 0218 or                      0248. If the request was for a Mass Storage                      System (MSS) volume the operator console will                      receive message IEF710I, which contains the MSS                      failure reason code.</p> <p>VOLUME volser CURRENTLY MOUNTED ON AN                      INELIGIBLE DEVICE</p> <p>The dynamic allocation return code is 022C.</p>				<p>type name NOT operation, MEMBER OF                      CONCATENATION</p> <p>Dynamic allocation return code is 045C.</p>				
IKJ56224I	CALLER	IKJEFF02	IKJEFF18	DAIRFAIL	IKJ56231I	CALLER	IKJEFF02	IKJEFF18	DAIRFAIL
	<p>INVALID SYSOUT CLASS</p> <p>The dynamic allocation return code is 032C.</p>				<p>type name NOT operation, SYSTEM OR INSTALLATION                      ERROR+</p> <p>UNKNOWN 'routine' CODE - NOTIFY YOUR                      INSTALLATION MANAGER OF ERROR CODE xxx                      The 'routine' insert is DYNAMIC ALLOCATION,                      CATALOG, DADSM, LOCATE, OBTAIN, or                      SCRATCH.                      The OBTAIN error code is 6710 or 6714, or the                      DADSM error code is 4710 or 4730 (see note 3).                      The dynamic allocation return code is 1714, 171C,                      or 1720 (see note 3).                      The dynamic allocation return code is 77xx. xx is                      the scratch error code (see note 3).                      IKJEFF18 cannot identify error code (see notes 2                      and 3).</p> <p>UNKNOWN 'routine' CODE - NOTIFY YOUR                      INSTALLATION MANAGER OF RETURN CODE xxx                      The 'routine' insert is DAIR or DYNAMIC                      ALLOCATION.                      IKJEFF18 cannot identify the return code (see                      notes 1 and 2).</p> <p>OBTAIN or DADSM I/O ERROR volser                      The OBTAIN or DADSM error code is 670C or                      470C (see note 3).</p> <p>TEXT UNIT number CONTAINS INVALID                      PARAMETER</p> <p>The dynamic allocation return code is 035C.</p> <p>TEXT UNIT number CONTAINS INVALID KEY                      The dynamic allocation return code is 0360.</p> <p>REQUEST BLOCK FORMAT INVALID                      The dynamic allocation return code is 036C.</p> <p>TEXT UNIT number CONTAINS INVALID NUMBER                      The dynamic allocation return code is 0374.</p> <p>TEXT UNIT number CONTAINS DUPLICATE KEYS                      The dynamic allocation return code is 0378.</p> <p>TEXT UNIT number CONTAINS INVALID LENGTH                      The dynamic allocation return code is 037C.</p> <p>ESTAE ENVIRONMENT COULD NOT BE                      ESTABLISHED                      The dynamic allocation return code is 047C.</p> <p>LOCATE I/O ERROR                      The dynamic allocation return code is 1718.</p> <p>CATALOG SPACE EXHAUSTED ON CONTROL                      VOLUME volser                      The dynamic allocation return code is 5714.</p> <p>CATALOG I/O ERROR volser                      The dynamic allocation return code is 5718 or                      571C.</p>				
IKJ56225I	CALLER	IKJEFF02	IKJEFF18	DAIRFAIL					
	<p>type ALREADY IN USE, TRY LATER+                      DATA SET IS ALLOCATED TO ANOTHER JOB OR                      USER</p> <p>The dynamic allocation return code is 0210.</p>								
IKJ56226I	CALLER	IKJEFF02	IKJEFF18	DAIRFAIL					
	<p>INVALID DATA SET NAME, name EXCEEDS 44                      CHARACTERS</p> <p>The dynamic allocation return code is 0334.</p>								
IKJ56228I	CALLER	IKJEFF02	IKJEFF18	DAIRFAIL					
	<p>DATA SET dname NOT IN CATALOG or CATALOG                      CANNOT BE ACCESSED.</p> <p>DISP = OLD was specified. The dynamic allocation                      error code is 1708, 5708, or 5710.</p>								
IKJ56229I	CALLER	IKJEFF02	IKJEFF18	DAIRFAIL					
	<p>type name NOT operation, DADSM ERROR+                      DUPLICATE DATA SET NAME ON VOLUME 'volser'                      The dynamic allocation return code is 4704, and                      the DADSM return code is 04.                      VOLUME volser VTOC IS FULL                      The dynamic allocation return code is 4708, and                      the DADSM return code is 08.</p> <p>RECORD LENGTH SPECIFIED IS GREATER THAN                      volser TRACK CAPACITY                      The dynamic allocation return code is 4718, and                      the DADSM return code is 18.                      or</p>								

Message ID	Detected In	Issued By	Located In	Program	Message ID	Detected In	Issued By	Located In	Program
				<p>Note: Descriptions for -</p> <ol style="list-style-type: none"> <li>1) DAIR return codes are in TSO Guide to Writing a Terminal Monitor Program or a Command Processor.</li> <li>2) Dynamic allocation return codes are in System Programming Library: System Macros and Facilities.</li> <li>3) Catalog (ATLAS, CATALOG, LOCATE, and RDJFCB macros) and DADSM (OBTAIN, RENAME, and SCRATCH macros) are in System Programming Library: Data Management.</li> </ol>					
IKJ56232I	CALLER	IKJEFF02	IKJEFF18	DAIRFAIL	IKJ56244I	CALLER	IKJEFF02	IKJEFF18	DAIRFAIL
	<p>type name NOT ON VOLUME AS INDICATED IN THE CATALOG+</p> <p>PLEASE DELETE CATALOG ENTRY (USE DELETE COMMAND WITH NOSCRATCH KEYWORD) AND RECREATE DATA SET IF NECESSARY</p> <p>The dynamic allocation return code is 6708. The catalog information is incorrect for one of the following reasons:</p> <ul style="list-style-type: none"> <li>• Only a catalog entry was created. This could have been done with a utility or through an incomplete creation of the data set.</li> <li>• The DELETE command had incomplete execution.</li> <li>• The data set was scratched by a cleanup routine but never uncataloged.</li> <li>• The volume was restored to a level without the data set and the catalog is not on the same volume.</li> </ul>					<p>type NOT operation, DIRECTORY LARGER THAN PRIMARY QUANTITY</p> <p>The dynamic allocation return code is 4738. The DADSM code is 38.</p>			
IKJ56234I	CALLER	IKJEFF02	IKJEFF18	DAIRFAIL	IKJ56245I	CALLER	IKJEFF02	IKJEFF18	DAIRFAIL
	<p>ATTR-LIST-NAME name NOT FOUND</p> <p>The dynamic allocation return code is 0454.</p>					<p>type NAME NOT operation, NOT ENOUGH SPACE ON VOLUME+</p> <p>USE DELETE COMMAND TO DELETE UNUSED DATA SETS</p> <p>The dynamic allocation return code is 4714. The DADSM code is 14.</p>			
IKJ56235I	CALLER	IKJEFF02	IKJEFF18	DAIRFAIL	IKJ56246I	CALLER	IKJEFF02	IKJEFF18	DAIRFAIL
	<p>MEMBER name SPECIFIED BUT dsname NOT A PARTITIONED DATA SET</p> <p>The dynamic allocation return code is 0330.</p>					<p>type name NOT ALLOCATED, FILE IN USE</p> <p>The dynamic allocation return code is 0410.</p>			
IKJ56236I	CALLER	IKJEFF02	IKJEFF18	DAIRFAIL	IKJ56247I	CALLER	IKJEFF02	IKJEFF18	DAIRFAIL
	FILE	<pre> { STEPLIB } { JOBLIB  } { STEPCAT } { JOBCAT  } </pre>	INVALID,			<p>type NOT operation, IS NOT ALLOCATED</p> <p>The dynamic allocation return codes are 0438 or 0440. This message is issued for all requests except concatenation.</p> <p>Note: Descriptions for -</p> <ol style="list-style-type: none"> <li>1) DAIR return codes are in TSO Guide to Writing a Terminal Monitor Program or a Command Processor.</li> <li>2) Dynamic allocation return codes are in System Programming Library: System Macros and Facilities.</li> <li>3) Catalog (ATLAS, CATALOG, LOCATE, and RDJFCB macros) and DADSM (OBTAIN, RENAME, and SCRATCH macros) are in System Programming Library: Data Management.</li> </ol>			
	<p>FILENAME RESTRICTED</p> <p>The dynamic allocation return code is 0364.</p>					<p>type NOT operation, REQUESTED AS NEW BUT CURRENTLY ALLOCATED</p> <p>The dynamic allocation return code is 0448.</p>			
IKJ56239I	CALLER	IKJEFF02	IKJEFF18	DAIRFAIL	IKJ56248I	CALLER	IKJEFF02	IKJEFF18	DAIRFAIL
	<p>type NOT operation, name CURRENTLY ALLOCATED AS A DUMMY+</p> <p>FREE FILE name AND RE-ENTER COMMAND</p> <p>The dynamic allocation return code is 410. The DAIR return code is 14.</p>					<p>type NOT operation, CURRENTLY ALLOCATED WITH DISPOSITION OF DELETE</p> <p>The dynamic allocation return code is 044C.</p>			
IKJ56241I	CALLER	IKJEFF02	IKJEFF18	DAIRFAIL	IKJ56250I	IKJEFF05	IKJEFF02	IKJEFF03	SUBMIT
	<p>type NOT operation+</p> <p>DATA SET IS ALLOCATED TO ANOTHER JOB OR USER</p> <p>The dynamic allocation return code is 020C.</p> <p>NO UNIT AVAILABLE</p> <p>The dynamic allocation return code is 0214.</p> <p>INVALID UNIT IN USER ATTRIBUTE DATA SET</p> <p>The dynamic allocation return code is 021C.</p>					<p>JOB jobname(jobid) SUBMITTED</p> <p>The job has been entered for batch processing.</p>			
					IKJ56251I	IKJEFF01	IKJEFF02	IKJEFF03	SUBMIT
						IKJEFF56	IKJEFF02	IKJEFF55	CANCEL/STATUS
						<p>commandname COMMAND NOT AUTHORIZED+</p> <p>YOUR INSTALLATION MUST AUTHORIZE USE OF THIS COMMAND</p> <p>YOUR TSO ADMINISTRATOR MUST AUTHORIZE USE OF THIS COMMAND</p> <p>The user is not authorized to use the foreground-initiated background (FIB) commands: CANCEL, OUTPUT, STATUS, and SUBMIT.</p>			
					IKJ56252I	IKJEFF04	IKJEFF02	IKJEFF03	SUBMIT
						IKJEFF16			
						<p>COMMAND SYSTEM ERROR - service routine ERROR CODE xxxx</p> <p>For the SWA manager insert, the return code to IKJEFF04 was non-zero from a request for the JCT or ACT control block's address.</p> <p>For the DEFAULT insert there was an unidentifiable return code to IKJEFF17 from IKJDFLT (CSECT IKJEFF17 is in assembly module IKJEFF16).</p>			

Message ID	Detected In	Issued By	Located In	Program
IKJ56253A	IKJEFF13	IKJEFF02	IKJEFF03	SUBMIT
	<b>ENTER JOBNAME CHARACTER+</b> <b>JOBNAME IS CREATED FROM USERID PLUS ONE ALPHANUMERIC OR NATIONAL CHARACTER</b> The SUBMIT command prompts for a character to complete the job name if the jobname consists of userid only. It also prompts if a job statement must be generated.			
IKJ56254I	IKJEFF13	IKJEFF02	IKJEFF03	SUBMIT
	<b>JOBNAME TRUNCATED+</b> <b>NOT ENOUGH ROOM ON YOUR JOB CARD TO INSERT JOBNAME CHARACTER(S) characters</b> The user supplied a job card in the input data set(s) for SUBMIT and either JOBCHAR keyword was specified on the SUBMIT command or the jobname was the userid, so SUBMIT prompted the user for jobname character(s). When SUBMIT tried to insert the character(s), it could not find enough blanks either following the jobname or to the right of the 'JOB' or operand field. SUBMIT inserts as many characters as possible and continues execution.			

Message ID	Detected In	Issued By	Located In	Program
	<b>USERID PLUS JOBNAME CHARACTERS CANNOT EXCEED MAXIMUM JOBNAME LENGTH OF EIGHT</b> The user supplied or had a JOB card generated that had a jobname matching the active TSO userid or the user keyword value, if supplied on the SUBMIT command. SUBMIT obtained the jobname character(s) from a JOBCHAR keyword on the SUBMIT command or in its prompt for jobname character(s). The jobname constructed from userid plus the jobname character(s) would have exceeded the maximum jobname length of eight characters, so it was truncated. Otherwise, it would cause a JCL error when the job executed in the background.			

Message ID	Detected In	Issued By	Located In	Program
IKJ56265I	IKJEFF05	IKJEFF02	IKJEFF03	SUBMIT
INPUT DATA SET dsname NOT USABLE+ CANNOT OPEN DATA SET The OPEN failed for the indicated submitted data set. FIND I/O ERROR The FIND for the indicated member of the submitted data set failed with a return code of 8. I/O SYNAD ERROR xxxx The SYNAD exit was entered during I/O for the indicated submitted data set. xxxx is the SYNADAF I/O error information.				
IKJ56266I	IKJEFF09	IKJEFF02	IKJEFF03	SUBMIT
UNABLE TO DIAGNOSE EXIT RETURN CODE xxxx The SUBMIT installation exit (IKJEFF10) returned a return code that was not 0, 4, 8, 12, or 16.				
IKJ56268I	IKJEFF16	IKJEFF02	IKJEFF03	SUBMIT
INVALID DATA SET NAME dsname, EXCEEDS 44 CHARACTERS After the appropriate qualifiers were added to the name of the data set to be submitted, the name exceeded the limit of 44 characters. This situation is detected in CSECT IKJEFF17 of assembly module IKJEFF16.				

Message ID	Detected In	Issued By	Located In	Program
IKJ56269I	IKJEFF16	IKJEFF02	IKJEFF03	SUBMIT
DATA SET dsname NOT IN CATALOG The name of the data set to be submitted is not in the system catalog. The IKJDFLT (DEFAULT) service routine detected this error after the TSO identification qualifier was added to the unqualified input data set name. IKJEFF17 is the CSECT in assembly module IKJEFF16 which calls IKJDFLT and detects the error condition.				
IKJ56270I	IKJEFF08	IKJEFF02	IKJEFF03	SUBMIT
keyword1 NOT INSERTED BECAUSE keyword2 SPECIFIED+ IF A JOB CARD WERE GENERATED WITH keyword1 AND NO keyword3 KEYWORD, AS REQUESTED, THE JOB WOULD FAIL This message is only produced if the RACF program product is in the system. Keyword inserts can be: keyword1    keyword2    keyword3 USER        NOPASSWORD PASSWORD PASSWORD    NOUSER        USER				
IKJ56271I	IKJEFF08	IKJEFF02	IKJEFF03	SUBMIT
PASSWORD IGNORED, RACF IS NOT IN THE SYSTEM+ CONTACT YOUR TSO ADMINISTRATOR The PASSWORD keyword on SUBMIT is ignored unless the RACF Program Product is in the system.				

Message ID	Detected In	Issued By	Located In	Program	Message ID	Detected In	Issued By	Located In	Program
IKJ56255A	IKJEFF13	IKJEFF02	IKJEFF03	SUBMIT REENTER+	IKJ56259I	IKJEFF01 IKJEFF56	IKJEFF02 IKJEFF02	IKJEFF03 IKJEFF55	SUBMIT CANCEL/STATUS
	CHARACTER MUST BE ALPHANUMERIC OR NATIONAL				commandname COMMAND ENDED DUE TO FIB SVC macroname ERROR CODE xxxx+				
	The SUBMIT command needs a reply of one alphanumeric or national character to complete the jobname, which currently consist of the userid. The reply to message IKJ56253A was incorrect.				RETRY COMMAND, THEN IF ERROR CALL YOUR SYSTEM PROGRAMMER				
IKJ56255I	IKJEFF13	IKJEFF02	IKJEFF03	SUBMIT INVALID CHARACTER - c					
	An invalid character, c, was entered in response to prompt message IKJ56253A. The character must be alphameric or national. This message is followed by message IKJ56255A.				A macro was issued by FIB (foreground-initiated background) SVC 100 and the macro routine failed with the inserted error code. Macroname may be ATTACH, STATUS, or STAX.				
IKJ56256I	IKJEFF05	IKJEFF02	IKJEFF03	SUBMIT commandname TERMINATED ON JOB jobname					
	An error in processing the jobname occurred, and that job along with any remaining jobs has not been submitted. Message IKJ56291I is also issued to describe the SUBMIT output data set error. Commandname is SUBMIT's name.				If macroname is not used, the error code is from SVC 100 (or an unidentified return code from a module attached by SVC 100). Return code 88 indicates invalid input to the SVC - either an unauthorized command code in the FIBID field of the input parameter list, or an invalid pointer to the PSCB control block (JSCBPSCB pointer not equal to CPPLPSCB POINTER), or the high-order bit is not on in the pointer to the input parameter list (register 1->pointer->FIBPARMS).				
IKJ56257I	IKJEFF13	IKJEFF02	IKJEFF03	SUBMIT MISSING JOBNAME CHARACTER AND UNABLE TO PROMPT	IKJ56260I	IKJEFF04 IKJEFF05	IKJEFF02 IKJEFF02	IKJEFF03 IKJEFF03	SUBMIT COMMAND
	The SUBMIT command issues this message after trying to issue prompting message IKJ56253A, which had a non-zero PUTGET return code. The jobname must be the userid plus one character. The probable cause is that the user is in noprompt mode. Use the PROFILE command to change to prompt mode if not using a CLIST. Otherwise, put a complete job card in the data set being submitted (so prompting is not necessary) or use the prompt keyword when executing the CLIST.				INSUFFICIENT STORAGE TO EXECUTE commandname COMMAND				
IKJ56257I	IKJEFF08	IKJEFF02	IKJEFF03	SUBMIT JOBNAME SUBMIT GENERATED USERID IS NOT AVAILABLE+					
	SUPPLY A JOB CARD OR SPECIFY USER AND JOBCHAR KEYWORDS SO JOBNAME IS GENERATED FROM USERID PLUS THE CHARACTERS				IKJEFF05 could not do a GETMAIN for enough buffer space for a submitted data set.				
	No userid was available when executing SUBMIT command in the background, but a userid is needed to generate a jobname with userid plus jobname characters.				The virtual storage required to contain the job stream (a job stream submitted via the SUBMIT * command), could not be obtained. The command is terminated without submitting the job stream.				
IKJ56258I	IKJEFF15	IKJEFF02	IKJEFF03	SUBMIT commandname FAILED, YOUR INSTALLATION DOES NOT SUPPORT THE HOLD KEYWORD+	IKJ56261I	IKJEFF05	IKJEFF02	IKJEFF03	SUBMIT
	YOUR USER PROFILE DOES NOT CONTAIN A HOLD MSGCLASS VALUE. PLEASE INFORM YOUR TSO ADMINISTRATOR.				RECORD LENGTH OF DATA SET dsname NOT 80				
	You cannot use the HOLD keyword on the SUBMIT command unless your TSO Administrator has placed a default value for HELD MSGCLASS in your entry in the User Attributes Table.				The data set submitted did not have logical records of 80 bytes. Blocksize need not be 80, but LRECL must be 80, since the records are treated as standard JCL cards. Data pointed to by DD cards may be in other types of data sets. The user must recreate the JCL data set with an LRECL of 80. The ALLOCATE command may be used, or EDIT a new CNTL-type data set.				
					IKJ56262I	IKJEFF05	IKJEFF02	IKJEFF03	SUBMIT
					MEMBER membername NOT IN DATA SET dsname				
					The partitioned data set member specified could not be found. A FIND macro was issued for the membername after the dsname was successfully allocated, and a code of 4 was returned. Issue a LISTDS command for the dsname, with member option. This will tell what members are in the data set and the SUBMIT command can be reissued with the correct member name.				
					IKJ56263I	IKJEFF05	IKJEFF02	IKJEFF03	SUBMIT
					RECORD FORMAT FOR DATA SET dsname NOT FIXED				
					The data set being submitted did not have a record format of fixed or fixed blocked. All JCL must be in a fixed or fixed blocked data set, but data pointed to by DD cards can be in other types of data sets. The user must recreate the data set with a RECFM = F or FB. The ALLOCATE command may be used, or EDIT a new data set with CNTL as the data set type.				
					IKJ56264I	IKJEFF05	IKJEFF02	IKJEFF03	SUBMIT
					keyword IGNORED BECAUSE JOB CARD WAS SUPPLIED+				
					THIS KEYWORD IS ONLY USED WHEN A JOB CARD IS GENERATED				
					'keyword' can be NOTIFY, NONOTIFY, PASSWORD, or NOPASSWORD.				

Message ID	Detected In	Issued By	Located In	Program	Message ID	Detected In	Issued By	Located In	Program
IKJ56272I	IKJEFF05	IKJEFF02	IKJEFF03	SUBMIT ORGANIZATION OF DATA SET dname NOT SEQUENTIAL OR PARTITIONED The indicated data set that was submitted does not have the proper data set organization (DSORG = PS or DSORG = PO). All JCL must be in a sequential or partitioned data set, but data pointed to by DD cards may be in other types of data sets.	IKJ56282I	IKJEFF09	IKJEFF02	IKJEFF03	SUBMIT commandname COMMAND FAILED - UNABLE TO PROMPT USER+ MISSING REPLY FOR exit message FROM EXIT SUBMIT was unable to issue prompting message IKJ56280A because the user is in noprompt mode, or the SUBMIT command was executed in a command procedure and the PROMPT keyword was not used. The PUTGET macro returned a code of 12. Exit message is 80 characters of the installation exit's insert for message IKJ56280A.
IKJ56273I	IKJEFF05	IKJEFF02	IKJEFF03	SUBMIT MEMBER membername SPECIFIED BUT DATA SET dname NOT A PARTITIONED DATA SET The submitted data set is sequential, so it may not have a member specified on the SUBMIT command.	IKJ56283I	IKJEFF09	IKJEFF02	IKJEFF03	SUBMIT exit message The inserted message text is supplied by the SUBMIT installation exit (IKJEFF10). The exit will use a return code to tell SUBMIT whether to terminate or continue execution after the message has been issued.
IKJ56274A	IKJEFF04	IKJEFF02	IKJEFF03	SUBMIT ENTER INPUT JOB STREAM: A SUBMIT * command has been issued as a primary command. You must now enter the input job stream.	IKJ56284I	IKJEFF02	IKJEFF02	IKJEFF02	SUBMIT UNABLE TO ISSUE MESSAGE WITH ID xxxx { TO TERMINAL - AS PUTGET - WITH A SECOND LEVEL - } ERROR DESCRIPTION+ USER HAS PROFILE NOPROMPT OR CLIST IN NOPROMPT MODE (PUTGET R.C. IS nnnn) The TSO message issuing routine IKJEFF02 detected an error in its input parameter list (mapped by IKJEFFMT macro) or an error return code from a call of either the PUTGET or PUTLINE service routine. It issues the requested message first, if possible. The second level message appears only for a PUTGET failure. If a PUTLINE operation has failed, the GNRLFAIL service routine IKJEFF19 also diagnoses the PUTLINE error and issues a message. If there is a PUTGET error, the message is issued as a PUTLINE operation. If there is a PUTLINE error, the message is issued as a write-to-programmer message.
IKJ56275A	IKJEFF04	IKJEFF02	IKJEFF03	SUBMIT SHOULD INPUT JOB STREAM BE SUBMITTED? ENTER - YES OR NO: + RESPOND 'YES' TO HAVE THE INPUT JOB STREAM PROCESSED. RESPOND 'NO' TO INDICATE THAT THE INPUT JOB STREAM IS NOT TO BE PROCESSED. The PAUSE keyword was selected and the end of the job stream has been encountered. To submit the job enter 'yes' to cancel the job, enter 'no'.	IKJ56276A	IKJEFF04	IKJEFF02	IKJEFF03	SUBMIT INPUT NOT ACCEPTED, LENGTH EXCEEDS 80 CHARACTERS - REENTER LAST LINE: The job just entered in the job stream exceeds 80 characters. Reenter the lines with the correct length of 80 characters or less.
IKJ56277I	IKJEFF04	IKJEFF02	IKJEFF03	SUBMIT END AND/OR PAUSE OPERANDS WERE IGNORED + END AND PAUSE ARE ONLY VALID WHEN NOT IN EDIT MODE AND WHEN '*' IS SPECIFIED FOR THE DATA SET NAME LIST. The END and PAUSE operands are ignored under two conditions. One is when a data set name has been specified and the other is in EDIT mode when '*' has been requested (SUBMIT *) for a data set name or the data set name list. In this instance, one of these conditions was encountered, and END or PAUSE was bypassed.	IKJ56277I	IKJEFF02	IKJEFF02	IKJEFF02	SUBMIT reason MESSAGE NOT EXTRACTED FOR ID message number The TSO message issuing routine IKJEFF02 detected an error in its input parameters (mapped by IKJEFFMT macro) defining the calling program's storage area to be used for returning the text of the message (extracting the message). In the message text, reason is one of the following: • FIRST BUFFER NOT SUPPLIED - The length of the first buffer was supplied, but no address for that buffer. • SECOND BUFFER NOT SUPPLIED - The length of the second buffer was supplied, but no address for that buffer. • FIRST BUFFER LENGTH ZERO - The first buffer length was zero, meaning the caller did not want the first level message returned. However, the second buffer length was not zero, meaning the caller wanted the second level message returned. This is an invalid request.
IKJ56280A	IKJEFF09	IKJEFF02	IKJEFF03	SUBMIT exit message+ ENTER REPLY FOR EXIT The inserted message text is supplied by the SUBMIT installation exit (IKJEFF10) and it prompts the user for a reply.	IKJ56281I	IKJEFF08	IKJEFF02	IKJEFF03	SUBMIT NO JOBS SUBMITTED BECAUSE UNABLE TO PROMPT+ TSO USER MAY HAVE PROFILE NOPROMPT OR EXECUTED A COMMAND PROCEDURE (CLIST) WITHOUT PROMPT KEYWORD This message should be preceded by a message from the PARSE service routine (for PASSWORD keyword specified) or the LOGON command processor (for submitted LOGON command) telling what information was missing or invalid.
IKJ56281I	IKJEFF08	IKJEFF02	IKJEFF03	SUBMIT NO JOBS SUBMITTED BECAUSE UNABLE TO PROMPT+ TSO USER MAY HAVE PROFILE NOPROMPT OR EXECUTED A COMMAND PROCEDURE (CLIST) WITHOUT PROMPT KEYWORD This message should be preceded by a message from the PARSE service routine (for PASSWORD keyword specified) or the LOGON command processor (for submitted LOGON command) telling what information was missing or invalid.	IKJ56286I	IKJEFF02	IKJEFF02	IKJEFF02	SUBMIT SYSTEM OR INSTALLATION ERROR. REPORT THE FOLLOWING MESSAGE TO YOUR TSO ADMINISTRATOR. This message precedes all error messages issued by the TSO message issuing routine IKJEFF02.

Message ID	Detected In	Issued By	Located In	Program
IKJ56287I	IKJEFF05 IKJEFF15	IKJEFF02	IKJEFF03	SUBMIT
	<b>JOB jobname NOT SUBMITTED - INVALID ENTRY CODE FOR modulename</b> Jobname is the last jobname being processed, and it must be resubmitted. Modulename can be IKJEFF05 or IKJEFF15. IKJEFF05 will only accept a value of 2 or 3 in the HTC CODE field of the SUBMIT history table. IKJEFF15 will accept 1 or 4.			
IKJ56288I	IKJEFF04	IKJEFF02	IKJEFF03	SUBMIT
	<b>commandname FAILED - LOGON ACCOUNTING INFORMATION EXCEEDS 142 CHARACTERS</b> The user's accounting information is longer than 142 characters. IKJEFF04 references account fields in the account control table (ACT) created when the user logged on to TSO in order to recreate the accounting information in job card format. SUBMIT modules IKJEFF08 and IKJEFF09 use the accounting information, and expect the above limit.			

Message ID	Detected In	Issued By	Located In	Program
IKJ56289I	IKJEFF04 IKJEFF08	IKJEFF02	IKJEFF03	SUBMIT
	<b>commandname FAILED - LOGON ACCOUNTING INFORMATION WON'T FIT ON JOB STATEMENT</b> If SUBMIT must generate a JOB statement, it has room to insert 54 characters followed by a comma on the job card, and 67 characters on each of two continuation cards. Thus, the accounting information, recreated from the account control table (ACT) control block for the user, may be up to 190 characters in length (counting two commas used as breaking points for inserts). However, if there are too few commas between fields, it may be impossible to create two or three inserts of the correct length.			

May 13, 1983

Message ID	Detected In	Issued By	Located In	Program
IKJ56318I	IKJCT460 IKJCT463	IKJCT467	IKJCT467	OUTPUT

{command}  
{HELP  
ABEND CODE xxxx

Either IKJCT460 detected an abend code other than 913 or x37 in the ESTAE exit work area, or IKJCT463's STAI exit got control when the HELP command processor abended.

Message ID	Detected In	Issued By	Located In	Program

or  
command ENDED DUE TO ERROR, SYSTEM ABEND  
CODE xxxx

NOT ENOUGH DIRECT ACCESS SPACE TO  
CONTAIN ALL RECORDS IN DATA SET dsname  
INVALID PASSWORD SPECIFIED FOR DATA SET  
dsname

IKJCT460 detected an abend code of B37, D37, or E37. Space failure occurred while writing to a PRINT or SAVE data set, or IKJCT460 detected an abend code of 913.



Message ID	Detected In	Issued By	Located In	Program	Message ID	Detected In	Issued By	Located In	Program
IKJ56291I	CALLER	IKJEFF02	IKJEFF19	VSAMFAIL/ GNRLFAIL	IKJ56295I	IKJEFF02	IKJEFF02	IKJEFF02	IKJEFF02
	<p>{command} FAILED {program} DATASET {dsname} {ddname}</p> <p>HAD A VSAM type macro ERROR error description+</p> <p>RETRY, THEN IF ERROR CALL YOUR SYSTEM PROGRAMMER (error field = X'nnnn' R15 = X'rrrr')</p> <p>For the SUBMIT command this message indicates that the INTRDR data set, used to pass JCL to the job entry subsystem, had an error detected by the indicated VSAM I/O macro. This may be the result of a JCL error. The job entry subsystem, not VSAM, handles I/O to the SUBMIT command's internal reader, and uses only a subset of the VSAM error codes. The field will contain VSAM physical I/O error information if VSAM supplied it.</p>				<p>THE OUTPUT LINE DESCRIPTOR PASSED TO IKJEFF02 IS ABOVE 16 MEGABYTES. IT IS IGNORED.</p> <p>An output line descriptor address (OLD) passed to IKJEFF02 via the input parameter list is above the 16 Mb line. You must place the output line descriptor in storage below the 16 Mb line or remove the OLD request from the routine that invoked IKJEFF02.</p>				
IKJ56292I	IKJEFF19	IKJEFF02	IKJEFF19	VSAMFAIL/ GNRLFAIL	IKJ56309I	IKJCT469	IKJCT467	IKJCT467	OUTPUT IKJCT463
	<p>{UNABLE TO ISSUE FAILURE MESSAGE} {TO TERMINAL} {FOR ID userid}</p> <p>{INCOMPLETE FAILURE MESSAGE ISSUED BECAUSE error description}</p> <p>FOR IKJEFF19 GNRLFAIL/VSAMFAIL ROUTINE</p> <p>The input parameter list to IKJEFF19 contained one of the following errors:</p> <ul style="list-style-type: none"> <li>Register 1 did not point to the address of the GFPARMS parameter list for IKJEFF19.</li> <li>The GFCALLID field was outside the defined range (see IKJEFFGF mapping macro).</li> <li>The GFCBPTR field was zero when GFCALLID indicated a VSAM or SSREQ ID.</li> <li>The GFCPLP field was zero when GFWTSPW was off (default of PUTLINE).</li> </ul> <p>This message also appears if the message issuing routine IKJEFF02 returned a non-zero return code from PUTLINE.</p>				<p>UNABLE TO OPEN DATA SET dsname</p> <p>IKJCT469 was unable to OPEN the PRINT data set, or IKJCT463 was unable to OPEN the SAVE data set.</p>				
IKJ56293I	CALLER	IKJEFF02	IKJEFF19	VSAMFAIL/ GNRLFAIL	IKJ56310I	IKJCT473	IKJCT467	IKJCT467	OUTPUT
	<p>{command} FAILED - {program} PARSE SERVICE ROUTINE PUTLINE SERVICE ROUTINE } HAD error {ssname SUBSYSTEM INTERFACE} description+</p> <p>RETRY, THEN IF ERROR CALL YOUR SYSTEM PROGRAMMER (REGISTER 15 = rrr)</p> <p>This message describes the error detected by the parse service routine if the return code was not 0, 4, or 20. It is also issued for errors from the PUTLINE service routine or the subsystem interface request routine (IEFSSREQ).</p>				<p>INVALID DATA SET NAME, dsname EXCEEDS 44 CHARACTERS WHEN QUALIFIED</p> <p>An unqualified data set name was entered. It will exceed maximum length when 'OUTLIST' is appended. IKJCT473 checks the SAVE data set and the PRINT data set after parse has prefixed the userid.</p>				
IKJ56294I	CALLER	IKJEFF02	IKJEFF19	VSAMFAIL/ GNRLFAIL	IKJ56312I	IKJCT463	IKJCT467	IKJCT467	OUTPUT IKJCT467 IKJCT469
	<p>{command} ENDED DUE TO ERROR, {program} SYSTEM ABEND CODE xxxx {USER}</p> <p>The message indicates the abend detected by the calling routine (STAE, STAI, ESTAE, ESTAI). This message should only be issued if the terminal monitor program's STAI routine is being bypassed.</p>				<p>NOT ENOUGH VIRTUAL STORAGE TO EXECUTE command/subcommand</p> <p>This message is issued when:</p> <ul style="list-style-type: none"> <li>IKJCT463 detects a return code = 16 from parse (no space for PDL).</li> <li>IKJCT463 detects a return code = 8 from command scan.</li> <li>IKJCT467 detects a return code = 28 from PUTGET.</li> <li>IKJCT469 detects a return code = 16 from parse (no space for PDL).</li> </ul>				
					IKJ56313I	IKJCT463	IKJCT467	IKJCT467	OUTPUT IKJCT467 IKJCT469 IKJCT472
					<p>COMMAND SYSTEM ERROR macro/service routine ERROR CODE xxxx</p> <p>This message is issued when:</p> <ul style="list-style-type: none"> <li>IKJCT463 detects either a return code = 4 from command scan (invalid parameters were passed), or any non-zero return code with no meaning.</li> <li>IKJCT463 detects either a parse return code = 12 (invalid parameters passed) or non-zero return code other than 4, 8, or 16, which had no meaning.</li> <li>IKJCT463 detects a non-zero return code from the ATTACH macro.</li> <li>IKJCT467 detects a non-zero return code from PUTGET.</li> <li>IKJCT469 detects a non-zero return code from the ESTAE macro.</li> <li>IKJCT469 detects a return code = 12 from parse. Invalid parameters were passed to parse or IKJCT469 detected an unidentifiable return code.</li> <li>IKJCT469 detects a non-zero return code from the STAX macro.</li> <li>IKJCT472 detects a return code other than 0 or 4 from PUTGET. The user's subcommand could not be retrieved after an attention.</li> <li>IKJCT472 detects a non-zero return code from the STATUS macro.</li> </ul>				

Message ID	Detected In	Issued By	Located In	Program	Message ID	Detected In	Issued By	Located In	Program
IKJ56319I	IKJCT471	IKJCT471	IKJCT471	OUTPUT INTERRUPTED OUTPUT RESUMED IKJCT471 detected INTRPMSG switch set by IKJCT462 if the sysout data set was previously checkpointed and HERE specified on the command or if HERE was specified on the CONTINUE subcommand entered after the attention interrupt.	IKJ56332I	IKJCT469	IKJCT467	IKJCT467	OUTPUT UNABLE TO DIAGNOSE INSTALLATION EXIT RETURN CODE xxxx The installation exit (IKJEFF53) returned a non-zero return code other than 4, 8, 12, or 16, and OUTPUT attaches no meaning to it. The IBM-supplied exit only returns 0, 8, and 12.
IKJ56320I	IKJCT462	IKJCT467	IKJCT467	OUTPUT NO HELP OUTPUT FOR JOB jobname(jobid) in CLASS classname The "Printing" function was requested and subsystem return code was 0 but SSOBRETN field contained 4 or 8 (if the job was purged after the work was done). Requested class has no output for the specified job.	IKJ56333I	IKJCT467	IKJCT467	IKJCT467	OUTPUT MISSING REPLY FOR message FROM INSTALLATION EXIT The user's terminal was in noprompt mode. Therefore when IKJCT469 got a return code of 4 from the installation exit (IKJEFF53), and went to IKJCT467 to issue the exit message and get a reply, PUTGET (prompt) returned a code of 12. IKJCT467 detects this return code and issues this message.
IKJ56321I	IKJCT466	IKJCT467	IKJCT467	OUTPUT COMMAND NOT AUTHORIZED FOR userid+ YOUR INSTALLATION MUST AUTHORIZE USE OF THIS COMMAND SVC 100 return code = 80. The terminal user does not have the 'JCL' privilege specified in his UADS.	IKJ56339I	IKJCT462	IKJCT467	IKJCT467	OUTPUT NO HELD OUTPUT FOR JOB jobname The 'Printing', 'Deleting', or 'Routing' function was requested and subsystem return code was 0 but SSOBRETN field contained 4. No class was given so all held classes were searched and no output found.
IKJ56323I	IKJCT463	IKJCT467	IKJCT467	OUTPUT INVALID SUBCOMMAND subcommandname Either the command scan return code = 0 and CSOA flag bits = 08 (the subcommand is syntactically invalid), or the subcommand is syntactically valid but is not one of the allowable subcommands (CONTINUE, SAVE, HELP, END) or an acceptable abbreviation.	IKJ56340I	IKJCT462	IKJCT467	IKJCT467	OUTPUT JOB jobname NOT FOUND The subsystem return code was zero, but the SSOBRETN field was 8. The job was not found in the system.
IKJ56325I	IKJCT470	IKJCT467	IKJCT467	OUTPUT dsname SAVED The end of data on the sysout data set was found during subcommand mode. The sysout data set was completely copied into the SAVE data set.	IKJ56341I	IKJCT469	IKJCT467	IKJCT467	OUTPUT command COMMAND INVALID DUE TO CONFLICTING KEYWORDS Mutually exclusive keywords were given on the command, (for example, PRINT with NEWCLASS, or NEWCLASS with DELETE).
IKJ56328A	IKJCT469	IKJCT467	IKJCT467	OUTPUT message text from installation exit+ ENTER REPLY FOR INSTALLATION EXIT The installation exit (IKJEFF53) return code = 4. The exit has supplied the first-level message text to be printed at the terminal. The user is expected to reply to the message.	IKJ56342I	IKJCT466	IKJCT467	IKJCT467	OUTPUT command COMMAND ENDED DUE TO FIB SVC {ATTACH} ERROR CODE xxxx+ {STAX} {STATUS} REENTER COMMAND, THEN IF ERROR CALL YOUR SYSTEM PROGRAMMER The ATTACH, STAX, or STATUS macro failed while being used by SVC100 (return code = 84). If none of the above, the SVC 100 return code is 88 (register 0 contained an invalid indicator), or SVC100 return code was not recognizable (other than 0, 12, 80, 84, or 88).
IKJ56328I	IKJCT469	IKJCT467	IKJCT467	OUTPUT message text from installation exit The installation exit (IKJEFF53) return code = 8. The user entered a job name which did not meet the requirements of the exit. If the IBM-supplied exit is used, the jobname must start with the userid. Also, the IBM-supplied message text is: JOB 'jobname' REJECTED - JOBNAME MUST BE YOUR USERID OR MUST START WITH YOUR USERID.	IKJ56343I	IKJCT462	IKJCT467	IKJCT467	OUTPUT NO HELD OUTPUT FOR JOB jobname IN CLASS(ES) REQUESTED The 'Deleting' or 'Routing' function was requested, and subsystem return code was 0, but the SSOBRETN field contained a 4. The requested classes have no output for the specified job.
IKJ56330I	IKJCT473	IKJCT467	IKJCT467	OUTPUT ORGANIZATION OF DATA SET dsname NOT ACCEPTABLE+ ORGANIZATION MUST BE PARTITIONED OR SEQUENTIAL The PRINT or SAVE data set specified has an unsupported data set organization.	IKJ56344I	IKJCT462	IKJCT467	IKJCT467	OUTPUT DATA SET dsname SKIPPED, INTERRUPTED DURING PREVIOUS OUTPUT COMMAND+ IF 'KEEP' WAS SPECIFIED, RETRIEVE THE DATA SET BY REENTERING THE COMMAND WITH 'BEGIN' The user attempted to access a sysout data set which had been checkpointed during a previous OUTPUT session (SSSORBA field is non-zero). Since the user specified NEXT on his command, the checkpointed data set is not printed.

Message ID	Detected In	Issued By	Located In	Program	Message ID	Detected In	Issued By	Located In	Program
IKJ56345I	IKJCT462	IKJCT467	IKJCT467	OUTPUT					
	subsystem SUBSYSTEM INTERFACE ERROR, RETURN CODE xxxx + REENTER COMMAND, THEN IF ERROR CALL YOUR SYSTEM PROGRAMMER A subsystem return code is either 4 (the subsystem does not support the function) or 20 (logical error).								

May 13, 1983

Message ID	Detected In	Issued By	Located In	Program	Message ID	Detected In	Issued By	Located In	Program
IKJ56346I	IKJCT462 IKJCT464	IKJCT467	IKJCT467	OUTPUT	IKJ56358I	IKJCT462	IKJCT467	IKJCT467	OUTPUT
	subsystem SUBSYSTEM ERROR, RETURN CODE xxxx+ REENTER COMMAND, THEN IF ERROR CALL YOUR SYSTEM PROGRAMMER					INVALID SEARCH ARGUMENTS, SSOBRETN CODE nnn+ REENTER COMMAND, THEN IF ERROR CALL YOUR SYSTEM PROGRAMMER			
	IKJCT462 detected a subsystem return code of 12 (subsystem does not exist) or 16 (the function was not completed); or, any non-zero return code when IKJCT462 or IKJCT464 indicated to the subsystem that processing is complete.					The subsystem return code is 0, and the SSOBRETN field is 12. The SSSO control block contained invalid data.			
IKJ56347I	IKJCT462	IKJCT467	IKJCT467	OUTPUT	IKJ56400A	IKJEFLEA	IKJEFLGM	IKJEFLGN	LOGON
	COMMAND FAILED subsystem SUBSYSTEM NOT ACTIVE+ RETRY WHEN SUBSYSTEM IS ACTIVE					ENTER LOGON OR LOGOFF			
	A subsystem return code = 8 was detected. The subsystem was not active.					The LOGON parameters are invalid and the user is in no prompt mode.			
IKJ56348I	IKJCT462	IKJCT467	IKJCT467	OUTPUT	IKJ56401I	IKJEFLEA	IKJEFLGM	IKJEFLGN	LOGON
	DUPLICATE JOBNAMEs jobname, CORRECT JOBNAME (jobid) COMBINATION REQUIRED+ STATUS COMMAND MAY BE USED TO OBTAIN A UNIQUE JOBID					INVALID COMMAND SYNTAX			
	A code of 20 is in the SSOBRETN field from the subsystem. Duplicate jobnames exist, therefore a unique jobid is necessary.					A command was entered during LOGON and the command name was invalid.			
IKJ56349I	IKJCT462	IKJCT467	IKJCT467	OUTPUT	IKJ56402I	IKJEFLE	IKJEFLGM	IKJEFLGN	LOGON
	JOB jobname(jobid) COMBINATION INVALID+ STATUS COMMAND MAY BE USED TO OBTAIN A UNIQUE JOBID					RECONNECT SPECIFIED - OTHER OPERANDS IGNORED			
	A code of 24 is in the SSOBRETN field from the subsystem. The jobid was incorrect for that jobname.					LOGON RECONNECT was specified along with other operands.			
IKJ56350I	IKJCT462	IKJCT467	IKJCT467	OUTPUT	IKJ56403I	IKJEFLE	IKJEFLGM	IKJEFLGN	LOGON
	UNABLE TO PROCESS JOB jobname AT THIS TIME, TRY LATER					PERFORMANCE GROUPS NOT AUTHORIZED FOR USERID userid			
	The subsystem return code is 0, but the SSOBRETN field is 16. The job is within the subsystem but is not yet available to the terminal user.					Performance groups were included on the LOGON command but the user is not authorized in UADS to use performance groups.			
IKJ56351I	IKJCT462	IKJCT467	IKJCT467	OUTPUT	IKJ56404I	IKJEFLE	IKJEFLGM	IKJEFLGN	LOGON
	INVALID REMOTE STATION ID destination id					PERFORMANCE GROUP nnn NOT AUTHORIZED FOR USERID userid			
	The subsystem return code was 0, but the SSOBRETN field contained a 28. The subsystem did not find the station id in its table of valid ids.					Performance group nnn was included on the LOGON command but the user is not authorized in UADS to use performance group nnn.			
IKJ56353I	IKJCT462	IKJCT467	IKJCT467	OUTPUT	IKJ56405I	IKJEFLE	IKJEFLGM	IKJEFLGN	LOGON
	SSOBRETN FIELD FROM SUBSYSTEM IS nnn UNABLE TO DIAGNOSE+ REENTER COMMAND, THEN IF ERROR CALL YOUR SYSTEM PROGRAMMER					PERFORMANCE GROUP nnn NOT DEFINED TO SYSTEM			
	A subsystem return code is 0, but the SSOBRETN field contained a code other than 0, 4, 8, 12, 16, 20, 24, or 28.					The system does not recognize performance group nnn.			
IKJ56357I	IKJCT473	IKJCT467	IKJCT467	OUTPUT	IKJ56406I	IKJEFLGB	IKJEFLGB	IKJEFLGB	LOGON
	DATA SET dsname PARTITIONED, NO MEMBER NAME GIVEN-'TEMPNAME' USED					ABEND WHILE PROCESSING BROADCAST MESSAGES, LOGON PROCEEDING			
	The PRINT or SAVE data set which the user specified was partitioned, but no member name was given. TEMPNAME is the default.					LISTBC was used during LOGON and an ABEND occurred during LISTBC.			
					IKJ56407I	IKJEFLE	IKJEFLGM	IKJEFLGN	LOGON
						PASSWORD INVALID FOR USERID			
						LOGON RECONNECT was entered but the password entered did not match previous password.			
					IKJ56408I	IKJEFLE	IKJEFLGM	IKJEFLGN	LOGON
						PASSWORD REQUIRED FOR LOGON RECONNECT			
						LOGON RECONNECT was entered but no password was given. The previous session's password must be given.			
					IKJ56409I	IKJEFLE	IKJEFLGM	IKJEFLGN	LOGON
						TSO LOGON RECONNECT REJECTED, USERID userid NOT FOUND			
						LOGON RECONNECT entered, but the userid entered was not found by TIOC.			

Message ID	Detected In	Issued By	Located In	Program	Message ID	Detected In	Issued By	Located In	Program
IKJ56410I	IKJEFLEA	IKJEFLGM	IKJEFLGN	LOGON COMMAND NOT ACCEPTED DURING LOGON A command other than LOGON/LOGOFF was entered during LOGON processing.	IKJ56421I	IKJEFLE	IKJEFLGM	IKJEFLGN	LOGON PASSWORD NOT AUTHORIZED FOR USERID The password entered is not authorized for userid being logged on.
IKJ56411I	IKJEFLEA	IKJEFLGM	IKJEFLGN	LOGON TSO LOGON RECONNECT REJECTED – USERID userid IN USE LOGON RECONNECT was entered but userid was found by TIOC to be in use.	IKJ56422I	IKJEFLE	IKJEFLGM	IKJEFLGN	LOGON ACCOUNT NUMBER nnnnn NOT AUTHORIZED The account number entered on the LOGON command is not valid for userid and password.
IKJ56412I	IKJEFLE	IKJEFLGM	IKJEFLGN	LOGON DEST dest NOT DEFINED TO SUBSYSTEM, DEFAULT DEST TO BE USED The UADS value for DEST is not defined to subsystem.	IKJ56423I	IKJEFLE	IKJEFLGM	IKJEFLGN	LOGON REGION SIZE nnnnn EXCEEDS LIMIT SIZE The region size specified on the LOGON command exceeds the size specified in the UADS for that userid and password.
IKJ56413I	IKJEFLE	IKJEFLGM	IKJEFLGN	LOGON LOGON REJECTED BY RACF INSTALLATION EXIT. The LOGON was rejected by the RACF installation exit. This message is followed by message IKJ56418I. You should contact your installation manager to determine why the LOGON was rejected.	IKJ56424I	IKJEFLE	IKJEFLGM	IKJEFLGN	LOGON PROCEDURE NAME name NOT AUTHORIZED The procedure name specified on the LOGON command is not defined for this userid, password, and account number.
IKJ56414I	IKJEFLE	IKJEFLGM	IKJEFLGN	LOGON NEW PASSWORD IS INVALID FOR RACF The new password is invalid for RACF. The new password must be different from the current password.	IKJ56425I	IKJEFLE	IKJEFLGM	IKJEFLGN	LOGON IKJEFLI LOGON REJECTED, USERID userid IN USE The userid specified on the LOGON command is currently in use. or LOGON REJECTED, RACF TEMPORARILY REVOKING USER ACCESS The LOGON was rejected because RACF was temporarily revoking user access. This message is followed by message IKJ56418I. Contact your installation manager to determine why access was revoked.
IKJ56415I	IKJEFLE	IKJEFLGM	IKJEFLGN	LOGON CURRENT PASSWORD HAS EXPIRED AND NO NEW PASSWORD ENTERED The current password has expired and a new password is required.	IKJ56426I	IKJEFLE	IKJEFLGM	IKJEFLGN	LOGON {NEW PASSWORD} {GROUP} IGNORED, RACF IS NOT IN THE SYSTEM The new password or GROUP keyword was ignored because RACF is not in the system. This message is followed by message IKJ56418I. You should contact your installation manager.
IKJ56416I	IKJEFLE	IKJEFLGM	IKJEFLGN	LOGON RACF ERROR CODE xxx, {LOGON } TERMINATED {LOGOFF} The LOGON or LOGOFF was terminated with RACF error code xxx. This message is followed by message IKJ56418I. You should contact your installation manager to determine why RACF issued the error code.	IKJ56428I	IKJEFLEA	IKJEFLGM	IKJEFLGN	LOGON LOGON REJECTED, TOO MANY ATTEMPTS The number of times a user has been prompted for a valid LOGON command exceeds the maximum.
IKJ56417I	IKJEFLE	IKJEFLGM	IKJEFLGN	LOGON GROUP groupid NOT AUTHORIZED The specified groupid was not authorized for use by this user.	IKJ56429A	IKJEFLE	IKJEFLGM	IKJEFLGN	LOGON REENTER After an unauthorized parameter has been entered, reenter correct parameter.
IKJ56418I	IKJEFLE	IKJEFLGM	IKJEFLGN	LOGON CONTACT YOUR INSTALLATION MANAGER This message is issued when an error occurs that may require the installation manager's intervention to correct. The message issued prior to this one describes the error situation.	IKJ56431I	IKJEFLE	IKJEFLGM	IKJEFLGN	LOGON LOGON TERMINATED. NOT AUTHORIZED TO THIS TERMINAL. The specified user or group is not authorized to the terminal.
IKJ56419I	IKJEFLE	IKJEFLGM	IKJEFLGN	LOGON {NEW PASSWORD} IGNORED FOR NON-RACF USER {GROUP} Either the new password or the GROUP keyword was ignored for a user not defined to RACF. This message is followed by message IKJ56418I. You should contact your installation manager to be defined to RACF.	IKJ56432I	IKJEFLE	IKJEFLGM	IKJEFLGN	LOGON TSO LOGON RECONNECT REJECTED – NOT AUTHORIZED TO THIS TERMINAL. RECONNECT keyword was specified but the user or previous group is not authorized to the terminal.
IKJ56420I	IKJEFLE	IKJEFLGM	IKJEFLGN	LOGON USERID userid NOT AUTHORIZED TO USE TSO The userid entered on the LOGON command was not found in UADS.					

Message ID	Detected In	Issued By	Located In	Program	Message ID	Detected In	Issued By	Located In	Program
IKJ56433I	IKJEFLE	IKJEFLGM	IKJEFLGN	LOGON OPERATOR ID CARD IS NOT AUTHORIZED The operator identification card inserted into the card reader is not valid for this user. Message IKJ56437A follows this message.	IKJ56444I	IKJEFLE	IKJEFLGM	IKJEFLGN	LOGON TSO LOGON RECONNECT REJECTED – USE OF GROUP HAS BEEN REVOKED The user's access to the group has been revoked prior to the attempt to reconnect.
IKJ56434I	IKJEFLE	IKJEFLGM	IKJEFLGN	LOGON OPERATOR ID CARD IS REQUIRED OIDCARD keyword was not specified but an operator identification card is required for this user. Message IKJ56437A follows this message.	IKJ56450I	IKJEFLH	IKJEFLH	IKJEFLH	LOGON LOGON PROCEEDING This message is issued because of the LOGON timer expiration.
IKJ56435I	IKJEFLE	IKJEFLGM	IKJEFLGN	LOGON NOT A VALID OPERATOR ID CARD A non-recognizable operator identification card was inserted into the card reader by the user. Message IKJ56437A follows this message.	IKJ56451I	IKJEFLI IKJEFLGB	IKJEFLGM IKJEFLGB	IKJEFLGN IKJEFLGB	LOGON LOGON {TERMINATED ATTEMPTING RETRY} INSTALLATION EXIT ERROR or ABEND xxxx Error detected in the installation exit routine. The error codes are in OS/VS Message Library: VS2 System Messages, following IKJ603I message. The ABEND codes are in OS/VS Message Library: VS2 System Codes.
IKJ56436I	IKJEFLE	IKJEFLGM	IKJEFLGN	LOGON LOGON TERMINATED – OPERATOR ID CARD NOT SUPPORTED FOR THIS TERMINAL TYPE An operator identification card is required for this user, but is not supported for this terminal type.	IKJ56452I	IKJEFLA IKJEFLE IKJEFLGB	IKJEFLA IKJEFLGM IKJEFLGB	IKJEFLA IKJEFLGN IKJEFLGB	LOGON SYSTEM ERROR: LOGON {TERMINATED ATTEMPTING RETRY} SYSLBC or SYSUADS is missing from master scheduler's TIOT (IKJEFLA). LOGON cannot open the UADS, or I/O error occurred on UADS (IKJEFLE).
IKJ56437A	IKJEFLE	IKJEFLGM	IKJEFLGN	LOGON {ENTER } {REENTER } OPERATOR ID CARD – This message is issued following messages IKJ56433I, IKJ56434I, and IKJ56435I. Insert the operator identification card into the card reader. If you are not defined to RACF, enter a null line.	IKJ56453I	IKJEFLE	IKJEFLGM	IKJEFLGN	LOGON SESSION CANCELED The session was canceled by the operator, system, or LOGON.
IKJ56438I	IKJEFLE	IKJEFLGM	IKJEFLGN	LOGON USE OF GROUP HAS BEEN REVOKED A user has been revoked from a group, as indicated by RACINIT return code 36. Message IKJ56439A follows this message.	IKJ56454I	IKJEFLA IKJEFLE IKJEFLEA IKJEFLI	IKJEFLA IKJEFLGM IKJEFLGM IKJEFLGM	IKJEFLA IKJEFLGN IKJEFLGN IKJEFLGN	LOGON LOGON TERMINATED programname ERROR xxxx An error occurred in the named program.
IKJ56439A	IKJEFLE	IKJEFLGM	IKJEFLGN	LOGON REENTER NEW GROUP NAME This message immediately follows message IKJ56438I. Enter the requested data.	IKJ56455I	IKJEFLE	IKJEFLGM	IKJEFLGN	LOGON LOGON IN PROGRESS AT time ON date Validation of LOGON command is complete.
IKJ56440I	IKJEFLE	IKJEFLGM	IKJEFLGN	LOGON TSO LOGON RECONNECT REJECTED – PASSWORD INVALID FOR RACF The previous session's password is not the same as the password in the RACF PROFILE.	IKJ56456I	IKJEFLE	IKJEFLGM	IKJEFLGN	LOGON INCONSISTENT AUTHORIZATION FOR userid The data or control field in UADS is invalid; a return code of 4 from FIND was issued against the UADS.
IKJ56441I	IKJEFLE	IKJEFLGM	IKJEFLGN	LOGON TSO LOGON RECONNECT REJECTED – USER NOT DEFINED TO GROUP The user is no longer authorized to access the group specified in the previous session.	IKJ56457I	IKJEFLI	IKJEFLGM	IKJEFLGN	LOGON LOGON FAILED An error occurred in the job scheduling routine.
IKJ56442I	IKJEFLE	IKJEFLGM	IKJEFLGN	LOGON TSO LOGON RECONNECT REJECTED BY RACF INSTALLATION EXIT The installation exit returned a non-zero return code for RACINIT.	IKJ56458I	IKJEES75	IKJEES75	IKJEES74	LISTBC BROADCAST DATA SET NOT USABLE, I/O SYNAD ERROR LISTBC was invoked during LOGON, and an I/O error occurred.
IKJ56443I	IKJEFLE	IKJEFLGM	IKJEFLGN	LOGON TSO LOGON RECONNECT REJECTED – USER ACCESS REVOKED BY RACF The user's access to the system has been revoked prior to the attempt to reconnect.					

Message ID	Detected In	Issued By	Located In	Program
IKJ56459I	IKJEES75	IKJEES75	IKJEES74	LISTBC
BROADCAST DATA SET NOT USABLE, CANNOT OPEN DATA SET. LISTBC was invoked during LOGON. The DCBOFLAGS indicated that the broadcast data set was not opened.				
IKJ56460I	IKJEES70	IKJEES75	IKJEES74	LISTBC
BROADCAST DATA SET NOT USABLE, INSTALLATION MUST REFORMAT. LISTBC was invoked during LOGON. The broadcast data set was not initialized or was not in the correct format.				
IKJ56470I	IKJEFLL	IKJEFLGM	IKJEFLGN	LOGON
LOGGED OFF TSO AT time ON date+ LAST STEP COMPLETION CODE This is the end of the terminal session. The last step completion code for non job-scheduling subroutine return codes.				
IKJ56500I	IKJCT430	IKJEFE04	IKJCT435	EXEC
IKJEFE05 IKJEFF02 IKJEFE06 COMMAND command NOT FOUND A command procedure to be implicitly executed could not be found.				
IKJ56501I	IKJCT430	IKJEFF02	IKJCT435	EXEC
REQUESTED INPUT DATA SET IS EMPTY A data set requested as an input data set for a command procedure contains no records.				
IKJ56502I	IKJCT430	IKJEFE04	IKJCT435	EXEC
IKJEFE05 IKJEFF02 IKJEFE06 ORGANIZATION OF {FILE SYSPROC } {DATA SET dname} NOT ACCEPTABLE+ ORGANIZATION MUST BE PARTITIONED OR SEQUENTIAL The data set containing the command procedure to be executed was not partitioned or sequential. If the data set was allocated to SYSPROC, it was not partitioned.				
IKJ56503I	IKJEFE05	IKJEFE04	IKJEFE06	EXEC
DATA SET dname NOT USABLE+ CANNOT OPEN DATA SET FIND ERROR xxxx The SYSPROC data set could not be opened, a member of the SYSPROC data set could not be found, or there were errors while reading from the SYSPROC data set. I/O SYNAD ERROR synad info An I/O error occurred using the SYSPROC data set. The SYNAD exit information was printed.				
IKJ56505I	IKJEFE05	IKJEFE04	IKJEFE06	EXEC
RECORD FORMAT U NOT ACCEPTABLE The RECFM for the data set containing the command procedure to be executed was other than VB or FB.				

Message ID	Detected In	Issued By	Located In	Program
IKJ56506I	IKJCT431	IKJEFE04	IKJCT435	EXEC
IKJEFE05 IKJEFF02 IKJEFE06 INVALID POSITIONAL SPECIFICATION ON PROC STATEMENT value+ SPECIFICATION MUST BE AN UNSIGNED INTEGER 1-8 DIGITS IN LENGTH The PROC statement in the command procedure did not have an integer indicating the number of positional parameters being used in the command procedure.				
IKJ56507I	IKJCT431	IKJEFE04	IKJCT435	EXEC
IKJEFE05 IKJEFF02 IKJEFE06 INVALID {POSITIONAL} PARAMETER DEFINITION {KEYWORD } value ON PROC STATEMENT+ SYMBOLIC PARAM NAMES MUST BE ALPHANUMERIC WITH THE FIRST CHARACTER ALPHABETIC. THE MAX CHARACTER LENGTH IS 31 FOR KEYWORD PARMS AND 252 FOR POSITIONAL PARMS. There was invalid parameter syntax on the PROC statement of the command procedure to be executed.				
IKJ56508I	IKJCT431	IKJEFE04	IKJCT435	EXEC
IKJEFE05 IKJEFF02 IKJEFE06 INVALID DEFAULT VALUE FOR KEYWORD PARAMETER - value+ DEFAULT VALUE MAY ONLY BE A NULL ENTRY, OR A CHARACTER STRING (QUOTED OR UNQUOTED) Syntax for keywords on the PROC statement of the command procedure to be executed was incorrect.				
IKJ56509I	IKJCT431	IKJEFE04	IKJCT435	EXEC
IKJEFE05 IKJEFF02 IKJEFE06 MISSING POSITIONAL PARAMETERS+ THE NUMBER OF POSITIONALS DEFINED IN THE PROC STATEMENT IS LESS THAN THE NUMBER SPECIFIED The number of positional parameters specified on the PROC statement was greater than the positional specification on the PROC statement indicated.				
IKJ56510I	IKJEFE02	IKJEFE04	IKJEFE06	EXEC
INVALID SYMBOLIC PARAMETER REFERENCES+ SYMBOLIC PARAMETER VALUES WERE ENTERED ON THE INVOCATION STATEMENT BUT SYMBOLIC PARAMETERS WERE NOT DEFINED IN THE COMMAND PROCEDURE The user entered an EXEC statement with symbolic parameters but there were no symbolic parameters defined on the PROC card for the procedure to be executed.				
IKJ56511I	IKJCT431	IKJEFE04	IKJCT435	EXEC
IKJEFE03 IKJEFF02 IKJEFE06 INSUFFICIENT VIRTUAL STORAGE TO EXECUTE COMMAND A GETMAIN failure occurred.				
IKJ56512I	IKJEFE03	IKJEFE04	IKJEFE06	EXEC
LAST LINE OF PROCEDURE CONTAINS CONTINUATION INDICATOR A continuation indicator was present in the last line of the command procedure.				
IKJ56513I	IKJEFE03	IKJEFE04	IKJEFE06	EXEC
value NOT DEFINED IN PROC STATEMENT There was a symbolic parameter (value), in a command procedure, not defined in the PROC statement.				



Message ID	Detected In	Issued By	Located In	Program	Message ID	Detected In	Issued By	Located In	Program
IKJ56515I	IKJEFE03	IKJEFE04	IKJEFE06	EXEC	IKJ56526I	IKJCT432	IKJEFF02	IKJCT435	EXEC
	LINE nnnn IN PROCEDURE EXCEEDS LIMITATION OF 32,764 CHARACTERS					STMT num - INVALID KEYWORD name			
	An output line, resulting from symbolic parameter substitution, exceeded the limit of 32,764 characters.					At the statement numbered "num" in a command procedure, the user specified an invalid keyword in the form represented by "name" on a CONTROL statement.			
IKJ56516I	IKJEFE05	IKJEFE04	IKJEFE06	EXEC	IKJ56527I	IKJCT431	IKJEFE04	IKJCT435	EXEC
	A SYMBOLIC PARAMETER EXCEEDS THE MAXIMUM ALLOWABLE LENGTH+					IKJEFE05 IKJEFF02 IKJEFE06			
	THE MAXIMUM ALLOWABLE LENGTH IS 31 CHARACTERS FOR KEYWORD PARAMETER AND 252 CHARACTERS FOR POSITIONAL PARAMETERS					DEFAULT KEYWORD VALUE ENDING QUOTE ASSUMED - parm('value')			
	A symbolic parameter in a command procedure had invalid syntax.					The value of the keyword defined on the PROC statement was a quoted character string without an ending quote.			
IKJ56520I	IKJCT430	IKJEFE04	IKJCT435	EXEC	IKJ56528I	IKJCT432	IKJEFF02	IKJCT435	EXEC
	IKJEFE05	IKJEFF02	IKJEFE06			STMT num - name AMBIGUOUS			
	MEMBER membername NOT IN DATA SET dsname					At the statement numbered "num" in the command procedure, the user entered an ambiguous keyword in the form represented by "name" on a CONTROL statement.			
	The member of the partitioned data set specified on the EXEC command could not be found.								
IKJ56521I	IKJEFE05	IKJEFE04	IKJEFE06	EXEC	IKJ56529I	IKJCT431	IKJEFF02	IKJCT435	EXEC
	MEMBER membername SPECIFIED BUT DATA SET dsname NOT A PARTITIONED DATA SET					SYMBOLIC PARAMS IN VALUE LIST IGNORED-parms+			
	A dsname and a member name were specified on the EXEC command but the data set was not partitioned.					COMMAND PROCEDURE HAS NO PROC STATEMENT			
						The user specified symbolic parameter values in the value list on the EXEC command with which he invoked a command procedure, but the procedure has no PROC statement to denote the symbolic parameters for which the user specified values.			
IKJ56522I	IKJEFE05	IKJEFE04	IKJEFE06	EXEC		NO SYMBOLIC PARAMS WERE DEFINED ON THE PROC STATEMENT			
	ORGANIZATION OF FILE SYSPROC NOT ACCEPTABLE+					The user specified symbolic parameter values in the EXEC command value list, but the command procedure's PROC statement specifies no positional parameters.			
	ORGANIZATION MUST BE PARTITIONED								
	The organization of the SYSPROC data set must be partitioned when using the implicit form of EXEC.								
IKJ56523I	IKJCT430	IKJEFE04	IKJCT435	EXEC	IKJ56530I	IKJCT431	IKJEFF02	IKJCT435	EXEC
	IKJEFE05	IKJEFF02	IKJEFE06			IKJCT432			
	{ FILE SYSPROC } NOT USABLE+					name IS A MULTIPLY DEFINED SYMBOLIC PARM+			
	{ DATA SET dsname }					EACH PARM NAME ON A PROC STATEMENT MUST BE UNIQUE			
	CANNOT OPEN DATA SET					The user entered two parameters with the same name on the PROC statement.			
	The LOGON proc did not contain a SYSPROC DD card for use with the implicit EXEC, or the data set name specified could not be opened.					PARMS ON THE GLOBAL STATEMENT CANNOT BE PREVIOUSLY DEFINED			
						A parameter that the writer of the command procedure coded on a GLOBAL statement had already been defined in the same procedure on either a PROC, READ, GLOBAL, SET, or READDVAL statement.			
IKJ56524I	IKJCT430	IKJEFE04	IKJEFE06	EXEC	IKJ56531I	IKJCT432	IKJEFF02	IKJCT435	EXEC
	IKJEFE01	IKJEFF02	IKJCT435			STMT num - name IS A MULTIPLY DEFINED LABEL			
	IKJEFF02					The label specified as "name" on the statement numbered "num" was previously defined for another purpose within this procedure.			
	IKJEFF05								
	COMMAND SYSTEM ERROR+								
	GETLINE ERROR CODE xxxx								
	STACK ERROR CODE xxxx								
	The return code from one of the service routines used was greater than 0 and not 4.								
	STAE ENVIRONMENT COULD NOT BE ESTABLISHED, STAE RETURN CODE WAS code								
	This message is issued if the STAE environment could not be established.								
IKJ56525I	IKJCT430	IKJEFF04	IKJCT435	EXEC	IKJ56532I	IKJCT432	IKJEFF02	IKJCT435	EXEC
	IKJEFE05	IKJEFF02	IKJEFE06			STMT num - LABEL name SPECIFIED BUT COMMAND NOT FOUND			
	INVALID DATA SET NAME, dsname. CLIST EXCEEDS 44 CHARACTERS					The statement numbered "num" contained a label specified as "name" but no command name.			
	The data set name specified with the explicit EXEC command syntax exceeded the limit of 44 characters after the addition of the CLIST data set name qualifier.								
					IKJ56533I	IKJCT432	IKJEFF02	IKJCT435	EXEC
						STMT num - IF STATEMENT CONTAINS NO EXPRESSION OR THEN KEYWORD			
						The IF statement numbered "num" contained no valid expression or THEN clause, both of which are syntactically necessary.			

Message ID	Detected In	Issued By	Located In	Program	Message ID	Detected In	Issued By	Located In	Program
IKJ56534I	IKJCT432	IKJEFF02	IKJCT435	EXEC STMT num - A(N) { END alternate END } STMT ELSE ENDDATA { DO } IF DATA } WAS FOUND FOR WHICH THERE IS NO CORRESPONDING	IKJ56541I	IKJCT436	IKJCT433	IKJEFT35	EXEC NORMAL END OF FILE OCCURRED ON GETFILE (E400) The system detected an end of file condition on the last GETFILE execution.
				An END (or alternate string defined on the CONTROL statement to replace END), ELSE, or ENDDATA statement appeared in the command procedure without a matching previously specified DO, IF, or DATA statement, respectively.					
IKJ56535I	IKJCT432	IKJEFF02	IKJCT435	EXEC NUMBER OF GLOBAL PARMS SPECIFIED EXCEEDS THE MAX DEFINED BY THE FIRST LEVEL CLIST The number of GLOBAL symbolic parameters specified in a nested command procedure exceeds the number defined on the GLOBAL statement of the top level procedure.	IKJ56542I	IKJCT436	IKJCT436	IKJCT436	EXEC EXEC FILE I/O ERROR - JOBNAME, STEPNAME, UNITADDR, DEVTYPE, DDNAME, OPERATION, ERROR DEC, TRACK ADDR, QSAM RELATIVE BLOCK There was a file I/O error of the type denoted.
IKJ56536I	IKJCT432	IKJEFF02	IKJCT435	EXEC STMT num - EXPRESSION FOLLOWING WHILE KEYWORD NOT FOUND, WHILE OPERAND IS IGNORED The procedure contained a DO statement at line number "num" with a WHILE operand that had no expression following it. The procedure will try to execute the DO statement as though the WHILE operand did not appear on it.	IKJ56543I	IKJCT432	IKJEFF02	IKJCT435	EXEC STMT num - MISSING END STRING The CONTROL statement numbered "num" specified the END option for replacing the END statement with an equivalent character string, but failed to include the string to be used for the replacement.
IKJ56537I	IKJCT432	IKJEFF02	IKJCT435	EXEC END OF FILE ON CLIST OCCURRED BEFORE ALL { DO } { DATA } STATEMENTS WERE CLOSED The end of file condition occurred before the command procedure could clear all its DO or DATA statements.	IKJ56544I	IKJCT432	IKJEFF02	IKJCT435	EXEC STMT num - INVALID OR EXTRANEOUS END STRING The string specified for the END(string) option of the CONTROL statement numbered "num" contains an invalid value.
IKJ56538I	IKJCT432	IKJEFF02	IKJCT435	EXEC STMT num - EXPRESSION MISSING FROM SET STMT The SET statement numbered "num" contains no symbolic variable name.	IKJ56545I	IKJCT433	IKJCT433	IKJEFT35	EXEC IKJCT434 IKJCT436 THIS STATEMENT HAS AN EXPRESSION WITH MISSING OPERATORS The expression-handling routine could not find any operators for the expression. AN EXPRESSION WITH OPERATORS OUT OF SEQUENCE The expression-handling routine found an invalid combination of operators and data elements. AN EXPRESSION WITH A CHARACTER DATA ITEM USED NUMERICALLY The expression-handling routine found a character item used in an arithmetic operation. A NUMBER EXCEEDING THE MAXIMUM ALLOWABLE VALUE The expression-evaluation routine found a number greater than the maximum of 2,147,483,647. The expression evaluation has terminated. EXCEEDED THE MAXIMUM NUMBER DURING EVALUATION The result of an arithmetic operation has exceeded the maximum permissible value of 2,147,483,647. AN UNDEFINED SYMBOLIC VARIABLE Symbolic substitution found a variable that could not be located for its value. ATTEMPTED TO UPDATE A SYSTEM VARIABLE The system detected an update to a system-provided variable (for example, & SYSTIME). AN UNDEFINED KEYWORD The system was scanning for keywords on the statement and found one that was undefined. A MISSING KEYWORD VALUE The system found a keyword that required a value, but could locate no value for it. A TERMIN STRING OF GREATER THAN 256 CHARACTERS TERMIN processing found too long a delimiter. MORE THAN 64 TERMIN STRINGS TERMIN processing found that the limit for specifying TERMIN delimiter strings had been exceeded.
IKJ56539I	IKJCT432	IKJEFF02	IKJCT435	EXEC STMT num - NUMBER OF PARMS SPECIFIED ON READ STMT EXCEEDS MAX OF 256 The number of symbolic variables specified on the READ statement numbered "num" constituted a character string longer than the maximum permissible length of 256.					
IKJ56540I	IKJCT432	IKJEFF02	IKJCT435	EXEC STMT num - INVALID PARM SPECIFIED - parm+ THE MAX LENGTH FOR EACH PARM ON THE GLOBAL STMT IS 31 AND ON THE READ STMT IS 252 A parameter on the GLOBAL or READ statement numbered "num" exceeded the maximum permissible length. SYMBOLIC PARM NAMES MUST BE ALPHAMERIC WITH THE FIRST CHARACTER ALPHABETIC A GLOBAL, READ, READDVAL, or SET statement numbered "num" contained invalid characters. NEW PARMS DEFINED ON THE READ OR SET STMTS CANNOT EXCEED 31 CHARACTERS An implicit definition of a symbolic variable on a READ or SET statement numbered "num" exceeds 31 characters.					

Message ID	Detected In	Issued By	Located In	Program
IKJ56558I	IKJEFA13	IKJEFA13	IKJEFA11	ACCOUNT/ADD

UNABLE TO ADD FOR USERID Id+  
SPECIFY COMMAND IN SIMPLER FORM FOR  
USERID xxxxxxx  
The structure described in the datalist for user id  
is too large to be added to the existing structure  
and one additional member block. Some of the  
items in the datalist must be eliminated and added  
later.

Message ID	Detected In	Issued By	Located In	Program
				EXTENSION BLOCKS EXHAUSTED FOR USERID Id The structure described in the datalist for user id is too large to be added to the existing structure without exceeding ten member blocks. Items must be deleted from the user or existing items may be changed instead of added.

Message ID	Detected In	Issued By	Located In	Program	Message ID	Detected In	Issued By	Located In	Program	
				<p><b>AN INVALID FILENAME</b> The file name was invalid or missing.</p> <p><b>TRIED TO OPEN A FILE THAT IS CURRENTLY OPEN</b> The system found that an OPENFILE statement had already been issued for that file.</p> <p><b>AN INVALID OPEN OPTION</b> The system was scanning for INPUT, OUTPUT, or UPDATE and found something else.</p> <p><b>FAILED TO OPEN THE REQUESTED FILE</b> The system detected that the data control block did not open. The file name was already missing.</p> <p><b>TRIED TO USE A FILE THAT IS NOT CURRENTLY OPEN</b> The system could find neither the requested file nor evidence that a task switch caused the automatic close of the file.</p> <p><b>CAUSED A RECURSIVE CLIST ERROR</b> The statement was in an error range and gave a non-zero return code. This message also appears if the statement had its own diagnostic printed.</p> <p><b>AN INVALID &amp; SUBSTR RANGE OR EXIT CODE EXPRESSION</b> The &amp; SUBSTR built-in function found invalid data or numbers in the substring range field (for example, the expression "&amp; SUBSTR (1:10,AE)" is invalid because 10 is outside the range). The expression supplied in an 'EXIT CODE' statement did not resolve to a numeric value (for example, "EXIT CODE (X2)").</p> <p><b>A MISSING BUILT-IN FUNCTION OPERAND</b> The system encountered a built-in function without an open parenthesis after the name.</p> <p><b>AN INVALID SYMBOLIC VARIABLE</b> Except for positional parameters on PROC statements, symbolic variable names must include 1-31 alphanumeric characters, the first of which is alphabetic following an ampersand (&amp;). PROC statement positional parameter names may have as many as 252 alphanumeric characters.</p> <p><b>USED A LABEL AS A SYMBOLIC VARIABLE</b> The system was locating the name for a value and found it was a label.</p> <p><b>REFERENCED AN INVALID OR UNDEFINED LABEL</b> The target of the GOTO statement could not be found or was missing entirely.</p> <p><b>SUPPLIED AN UNREQUESTED PROMPT REPLY</b> The system has found a prompt reply (a line within a DATA PROMPT – ENDDATA group) that was not needed to complete the immediately preceding command.</p>						
IKJ56548I	IKJCT433	IKJCT433	IKJEFT35	EXEC	IKJ56548I	IKJCT433	IKJCT433	IKJEFT35	EXEC	
				<p><b>NO FLUSH NO PROMPT NO LIST NO CONLIST NO SYSMLIST NO MSG MAIN</b> CONTROL statement without operands prints the current control options of the command procedure.</p>						
IKJ56547I	IKJCT433	IKJCT433	IKJEFT35	EXEC	IKJ56549I	IKJCT436	IKJCT433	IKJEFT35	EXEC	
				<p><b>INTERNAL COMMAND PROCEDURE ERROR+</b> <b>EXEC ERROR CODE(Uyyyy)</b> <b>{Sxxx}</b> <b>{Ennn}</b></p> <p>The system has detected: U -- a user ABEND code yyyy S -- a system ABEND code xxx E -- a severe command procedure error nnn</p> <p>Refer this message to the installation's system programmer.</p>						
					IKJ56550I	IKJCT436	IKJCT433	IKJEFT35	EXEC	
									<p><b>INSUFFICIENT STORAGE FOR COMMAND PROCEDURE TO CONTINUE</b> The system detected a GETMAIN failure.</p>	
					IKJ56551I	IKJEFA00	IKJEFA00	IKJEFA01	ACCOUNT	
									<p><b>THE TERMIN/READ STATEMENT IS NOT SUPPORTED FOR BACKGROUND PROCESSING</b> The READ and TERMIN statements relate specifically to obtaining data from a foreground terminal and have no meaning in background mode.</p>	
					IKJ56552I	IKJEFA00	IKJEFA00	IKJEFA01	ACCOUNT	
									<p><b>NOT ENOUGH MAIN STORAGE TO EXECUTE COMMAND</b> GETMAIN failed. The user must logon with a larger region.</p>	
					IKJ56553I	IKJEFA00	IKJEFA00	IKJEFA01	ACCOUNT	
									<p><b>COMMAND SYSTEM ERROR+</b> <b>IKJSCAN ERROR CODE xxxx</b> <b>PUTGET ERROR CODE xxxx</b> <b>PUTLINE ERROR CODE xxxx</b> <b>STAE ERROR CODE xxxx</b> <b>STAI ERROR CODE xxxx</b> <b>STAX ERROR CODE xxxx</b></p> <p>An error return code was received from a service routine.</p>	
					IKJ56554I	IKJEFA00	IKJEFA00	IKJEFA01	ACCOUNT	
									<p><b>COMMAND NOT AUTHORIZED FOR USERID+</b> <b>YOUR INSTALLATION MUST AUTHORIZE USE OF THIS COMMAND</b></p> <p>The user is described in the UADS without account ability. The user must logon with a new userid that has been authorized to use the ACCOUNT command.</p>	
					IKJ56555I	IKJEFA00	IKJEFA00	IKJEFA01	ACCOUNT	
									<p><b>subcommandname ENDED DUE TO ERROR+</b> <b>SYSTEM COMPLETION CODE xxxx</b></p> <p>The ACCOUNT STAE routine received control due to an abend in one of the ACCOUNT subcommands.</p>	
					IKJ56556I	IKJEFA00	IKJEFA00	IKJEFA01	ACCOUNT	
									<p><b>INVALID SUBCOMMAND name</b> The user has attempted to use a subcommand that does not compare with the list of valid ACCOUNT subcommands or their abbreviations.</p>	
					IKJ56557I	IKJEFA00	IKJEFA00	IKJEFA01	ACCOUNT	
									<p><b>INVALID COMMANDNAME SYNTAX</b> ACCOUNT was unable to syntax-check the command name.</p>	
									<p><b>data IGNORED</b> The user entered data with the ACCOUNT command.</p>	

Message ID	Detected In	Issued By	Located In	Program	Message ID	Detected In	Issued By	Located In	Program
				<p><b>{ACCOUNT NUMBERyy...}CANNOT BE USED</b>  <b>{PROCEDURE NAME }</b>  <b>MORE THAN 255 TIMES UNDER USERID id</b>  The ACCOUNT number/procedure name is being referenced by more than 255 PASSWORDS/ACCOUNT numbers.</p>					<p><b>BACKSPACE ERROR CODE</b>  ADD received a return code of 4 in attempting to backspace and reread the directory.</p>
IKJ56559I	IKJEFA13	IKJEFA13	IKJEFA11	ACCOUNT/ADD	IKJ56564I	IKJEFA12	IKJEFA12	IKJEFA11	ACCOUNT/ADD
				<p><b>UNABLE TO ADD FOR USERID id,</b>  <b>{PASSWORDS } NOT SUPPORTED</b>  <b>{ACCOUNT NUMBERS }</b>  The userid does not contain PASSWORD/ACCOUNT numbers so the structure described in the datalist cannot be built.</p>					<p><b>DUPLICATE ITEM IGNORED, duplicate data</b>  A duplicate item was found in the datalist.</p>
IKJ56560I	IKJEFA10	IKJEFA10	IKJEFA11	ACCOUNT/ADD	IKJ56565I	IKJEFA12	IKJEFA12	IKJEFA11	ACCOUNT/ADD
				<p><b>ADDED</b>  Normal completion occurred.</p>					<p><b>{USERID } xx... NOT FOUND AS SPECIFIED</b>  <b>{PASSWORD }</b>  <b>{ACCT NUMBER }</b>  <b>BY NODELIST</b>  The UADS structure described in the nodelist could not be located. xx... is the highest level item not found.</p>
IKJ56561I	IKJEFA10	IKJEFA10	IKJEFA11	ACCOUNT/ADD	IKJ56566I	IKJEFA12	IKJEFA12	IKJEFA11	ACCOUNT/ADD
				<p><b>IKJEFA12</b>  <b>NOT ENOUGH MAIN STORAGE TO EXECUTE COMMAND</b>  GETMAIN failed. The user must logon with a larger region.  or  <b>NOT ENOUGH MAIN STORAGE TO ADD FOR USER ID</b>  GETMAIN failed attempting to read in the userid. The user must logon with a larger region.</p>					<p><b>UNABLE TO ADD FOR USERID id, USERID IN USE</b>  The ENQUEUE return code was 4. The user is logged on and cannot be updated.</p>
IKJ56562I	IKJEFA10	IKJEFA10	IKJEFA11	ACCOUNT/ADD	IKJ56567I	IKJEFA10	IKJEFA10	IKJEFA11	ACCOUNT/ADD
				<p><b>IKJEFA12 IKJEFA12</b>  <b>COMMAND SYSTEM ERROR+</b>  <b>DUPLICATE USERID id</b>  The STOW return code was 8. ACCOUNT attempted to stow a new member block.  <b>BLDL ERROR CODE xxx</b>  <b>STOW ERROR CODE xxx</b>  <b>ENQUEUE ERROR CODE xxx</b>  <b>PARSE ERROR CODE xxx</b>  An invalid service routine return code was returned.</p>					<p><b>IKJEFA13 IKJEFA13</b>  <b>USERID id ALREADY EXISTS</b>  ADD received a return code of 0 from BLDL while attempting to create a new user.  or  <b>{PASSWORD } xx... ALREADY EXISTS UNDER</b>  <b>{ACCT NUMBER }</b>  <b>{PROC NAME }</b>  <b>USERID id</b>  The data list item xx... already exists for the user and cannot be added.</p>
IKJ56563I	IKJEFA10	IKJEFA10	IKJEFA11	ACCOUNT/ADD	IKJ56568I	IKJEFA10	IKJEFA10	IKJEFA11	ACCOUNT/ADD
				<p><b>IKJEFA12 IKJEFA12</b>  <b>USER ATTRIBUTE DATA SET NOT USABLE+</b>  <b>CANNOT OPEN DATA SET</b>  OPEN failed for SYSUADS. The file was not allocated.  <b>BLDL I/O ERROR</b>  Bldl return code was 8.  <b>STOW I/O ERROR</b>  <b>READ I/O ERROR</b>  <b>WRITE I/O ERROR</b>  The STOW return code was 16.  <b>UADS BLOCK SIZE TOO SMALL</b>  The blocksize of the SYSUADS data set is not large enough to contain the userid structure. The data set must be recreated with a larger blocksize.  <b>NOT ENOUGH DIRECTORY SPACE</b>  The STOW return code was 12. The UADS data set must be recreated with a greater number of directory blocks.</p>					<p><b>INVALID (NODELIST)+</b>  <b>CANNOT CREATE ENTRY WITH USERID OF *</b>  The nodelist contains four items indicating a create for a new user but the userid is an asterisk.</p>
					IKJ56569I	IKJEFA13	IKJEFA13	IKJEFA11	ACCOUNT/ADD
									<p><b>IKJEFA12 IKJEFA12</b>  <b>UNABLE TO ADD FOR USERID id,</b>  <b>{PASSWORDS } ARE REQUIRED</b>  <b>{ACCT NUMBERS }</b>  The userid contains PASSWORD/ACCOUNT numbers so the structure described in the datalist cannot be built.  or  <b>REGION SIZE nnnn EXCEEDS MAXIMUM SIZE FOR USERID id, MAXSIZE USED</b>  The size value of the procedure name being added is greater than the maxsize value of the user. The user's MAXSIZE value is now the size value for this procedure.</p>
					IKJ56570I	IKJEFA20	IKJEFA20	IKJEFA21	ACCOUNT/CHANGE
									<p><b>CHANGED</b>  Normal completion occurred.</p>

Message ID	Detected In	Issued By	Located In	Program
IKJ56571I	IKJEFA20 IKJEFA22 IKJEFA23	IKJEFA20	IKJEFA21	ACCOUNT/ CHANGE
	<b>NOT ENOUGH MAIN STORAGE TO EXECUTE COMMAND</b>			
	GETMAIN failed. The user must logon with a larger region. or			

Message ID	Detected In	Issued By	Located In	Program
	<b>NOT ENOUGH MAIN STORAGE TO CHANGE FOR USERID :id</b>			
	GETMAIN failed attempting to read in the userid. The user must logon with a larger region.			

Message ID	Detected In	Issued By	Located In	Program	Message ID	Detected In	Issued By	Located In	Program
				NOT ENOUGH SPACE TO CHANGE FOR USERID id. There is not enough space within the blocks allotted for this userid. Issue the ADD subcommand of ACCOUNT to provide more space, then reissue the CHANGE subcommand.	IKJ56577I	IKJEFA20	IKJEFA20	IKJEFA21	ACCOUNT/ CHANGE  USERID id ALREADY EXISTS CHANGE received a return code of 4 from STOW while attempting to create a new userid.
IKJ56572I	IKJEFA20 IKJEFA22 IKJEFA23	IKJEFA20	IKJEFA21	ACCOUNT/ CHANGE  COMMAND SYSTEM ERROR+ PARSE ERROR CODE xxxx PUTLINE ERROR CODE xxxx ACCOUNT GETSPACE ERROR CODE xxxx ACCOUNT FREESPACE ERROR CODE xxxx An invalid service routine return code was returned.	IKJ56578I	IKJEFA20	IKJEFA20	IKJEFA21	ACCOUNT/ CHANGE  UNABLE TO CHANGE FOR USERID id, CONFLICTING PROCNAME DATA One or more of the procedure names being changed contain different size and/or unit information.
IKJ56573I	IKJEFA20	IKJEFA20	IKJEFA21	ACCOUNT/ CHANGE  USER ATTRIBUTE DATA SET NOT USABLE+ CANNOT OPEN DATA SET OPEN failed for SYSUADS. The file was not allocated. BLDL ERROR CODE xxxx BLDL return code was 8. STOW ERROR CODE xxxx STOW return code was 16.	IKJ56579I	IKJEFA20	IKJEFA20	IKJEFA21	ACCOUNT/ CHANGE  UNABLE TO CHANGE FOR USERID id, {PASSWORDS } NOT SUPPORTED {ACCT NUMBERS } The userid does not contain PASSWORD/ACCOUNT numbers so the user cannot be changed.
IKJ56574I	IKJEFA20 IKJEFA23	IKJEFA20	IKJEFA21	ACCOUNT/ CHANGE  UNABLE TO CHANGE FOR USERID id, SPECIFIED MAXSIZE nnnnn, SMALLER THAN EXISTING PROCSIZE(S) The MAXSIZE specified in the command is less than the procsize of one or more procedures. or SPECIFIED PROCSIZE LARGER THAN MAXSIZE FOR USERID id, MAXSIZE USED The size value of the procedure name being changed is greater than the MAXSIZE value of the user. The user's MAXSIZE value is now the size value for this procedure.	IKJ56580I	IKJEFA30 IKJEFA32	IKJEFA30	IKJEFA31	ACCOUNT/ DELETE  DELETED Normal completion occurred. or USERID id DELETED Normal completion occurred. The user has been deleted.
IKJ56575I	IKJEFA20	IKJEFA20	IKJEFA21	ACCOUNT/ CHANGE  { USERID } { PASSWORD } { ACCT NUMBER } { PROC NAME } name NOT FOUND AS SPECIFIED BY NODELIST The UADS structure described in the nodelist could not be located. The indicated name is the highest level item not found.	IKJ56581I	IKJEFA30	IKJEFA30	IKJEFA31	ACCOUNT  NOT ENOUGH MAIN STORAGE TO EXECUTE COMMAND GETMAIN failed. The user must logon with a larger region.
IKJ56576I	IKJEFA20	IKJEFA20	IKJEFA21	ACCOUNT/ CHANGE  UNABLE TO CHANGE FOR USERID id, USERID IN USE ENQUEUE return code was 4. The user is logged on and cannot be updated. or {DESTINATION } {PERFORMANCE GROUPS } NOT SUPPORTED The user does not have destination or performance group support.	IKJ56582I	IKJEFA30 IKJEFA32	IKJEFA30	IKJEFA31	ACCOUNT/ DELETE  COMMAND SYSTEM ERROR+ PUTLINE ERROR CODE xxxx STOW ERROR CODE xxxx PARSE ERROR CODE xxxx READ ERROR CODE xxxx FREESPACE ERROR CODE xxxx WRITE ERROR CODE xxxx BACKSPACE ERROR CODE xxxx An invalid service routine return code was returned.
IKJ56577I	IKJEFA20	IKJEFA20	IKJEFA21	ACCOUNT/ CHANGE  UNABLE TO CHANGE FOR USERID id, USERID IN USE ENQUEUE return code was 4. The user is logged on and cannot be updated. or {DESTINATION } {PERFORMANCE GROUPS } NOT SUPPORTED The user does not have destination or performance group support.	IKJ56583I	IKJEFA30 IKJEFA32	IKJEFA30	IKJEFA31	ACCOUNT/ DELETE  USER ATTRIBUTE DATA SET NOT USABLE+ CANNOT OPEN DATA SET OPEN failed for SYSUADS. The file was not allocated. BLDL I/O ERROR DELETE received a return code of 8 from BLDL. STOW I/O ERROR DELETE received a return code of 16 from STOW.

Message ID	Detected In	Issued By	Located In	Program
IKJ56585I	IKJEFA32	IKJEFA30	IKJEFA31	ACCOUNT/DELETE
	{ USERID PASSWORD ACCT NUMBER PROC NAME AS SPECIFIED }		xx... NOT FOUND	
	The UADS structure described in the nodelist could not be located. The value xx... is the highest level item not found.			
IKJ56586I	IKJEFA30	IKJEFA30	IKJEFA31	ACCOUNT/DELETE
	UNABLE TO DELETE, USERID IN USE ENQUEUE return code was 4. The user is logged on and cannot be updated.			
IKJ56587I	IKJEFA30	IKJEFA30	IKJEFA31	ACCOUNT/DELETE
	INVALID (NODELIST)+ NODELIST IS USERID/PASSWORD/ACCTNUMBER The nodelist was not specified correctly. USER ATTRIBUTE STRUCTURE IS USERID, PASSWORD, ACCTNMBR, PROCNAME The nodelist was not specified correctly.			
IKJ56588I	IKJEFA32	IKJEFA30	IKJEFA31	ACCOUNT/DELETE
	UNABLE TO DELETE FOR USERID id, { PASSWORDS } NOT SUPPORTED. { ACCT NUMBERS }			
	The user does not have password/account number support. This user was not modified. or UNABLE TO DELETE, PASSWORDS/ACCOUNT NUMBERS NOT SUPPORTED FOR ANY USER No PASSWORD/ACCOUNT number support was found for any user. No users were modified.			
IKJ56590I	IKJEFA40	IKJEFA40	IKJEFA41	ACCOUNT/LIST
	IKJEFA42			
	LISTED Normal completion occurred.			
IKJ56591I	IKJEFA40	IKJEFA40	IKJEFA41	ACCOUNT/LIST
	IKJEFA42			
	NOT ENOUGH MAIN STORAGE TO EXECUTE COMMAND GETMAIN failed. The user must logon with a larger region. or NOT ENOUGH MAIN STORAGE TO LIST FOR USERID id GETMAIN failed attempting to read in the userid. The user must logon with a larger region.			
IKJ56592I	IKJEFA40	IKJEFA40	IKJEFA41	ACCOUNT/LIST
	IKJEFA42			
	COMMAND SYSTEM ERROR+ PARSE ERROR CODE xxxx PUTLINE ERROR CODE xxxx An invalid service routine return code was returned.			
IKJ56593I	IKJEFA40	IKJEFA40	IKJEFA41	ACCOUNT/LIST
	IKJEFA42			
	USER ATTRIBUTE DATA SET NOT USABLE+ CANNOT OPEN DATA SET OPEN failed for SYSUADS. The file was not allocated.			

Message ID	Detected In	Issued By	Located In	Program
				BLDL ERROR CODE xxxx LIST received a return code of 8 from BLDL.
IKJ56595I	IKJEFA40	IKJEFA40	IKJEFA41	ACCOUNT/LIST
	IKJEFA42			
	{ USERID PASSWORD ACCT NUMBER PROC NAME }		xx... NOT FOUND AS	
	SPECIFIED BY NODELIST The UADS structure described in the nodelist could not be located. The value xx... is the highest level item not found.			
IKJ56596I	IKJEFA20	IKJEFA20	IKJEFA21	ACCOUNT/CHANGE
	UNABLE TO CHANGE FOR USERID id, NEW NAME WILL OCCUR MORE THAN 255 TIMES The ACCOUNT NUMBER/PROCEDURE name is being referenced by more than 255 passwords/account numbers.			
IKJ56597I	IKJEFA20	IKJEFA20	IKJEFA21	ACCOUNT/CHANGE
	UNABLE TO CHANGE, INCOMPLETE COMMAND ENTERED Some of the information needed to execute a change command is missing. or UNABLE TO CHANGE, ASTERISK INVALID FOR NEW ACCOUNT NUMBER The datalist account number cannot be specified as an asterisk.			
IKJ56598I	IKJEFA20	IKJEFA20	IKJEFA21	ACCOUNT/CHANGE
	UNABLE TO CHANGE, { PASSWORDS } NOT SUPPORTED FOR { ACCT NUMBERS }			
	ANY USER The level specified in the nodelist is not supported for any user.			
IKJ56599I	IKJEFA20	IKJEFA20	IKJEFA21	ACCOUNT/CHANGE
	UNABLE TO CHANGE, NEW NAME EQUALS OLD NAME The last name in the nodelist is the same as the name in the datalist.			
IKJ56600I	IKJEFT05	IKJEFT05	IKJEFT06	TMP
	UNRECOVERABLE COMMAND SYSTEM ERROR An attempt to reestablish TMP processing has failed and the TMP task is being terminated.			
IKJ56601I	IKJEFT05	IKJEFT05	IKJEFT06	TMP
	COMMAND SYSTEM RESTARTING DUE TO CRITICAL ERROR An attempt to reinitialize command processing failed and the TMP is being reinitialized to request a new command.			
IKJ56602I	IKJEFT05	IKJEFT05	IKJEFT06	TMP
	COMMAND SYSTEM RESTARTING DUE TO ERROR TMP task processing failed and command processing is being reinitialized to request a new command.			



Message ID	Detected In	Issued By	Located In	Program
IKJ56658I	IKJEFT80	IKJEFT80	IKJEFT80	TERMINAL SCREEN SIZE NOT STANDARD, SCREEN CONTROL ERROR MAY OCCUR The user specified a non-standard screen size for the 2260-65 type terminal.
IKJ56659I	IKJEFT80	IKJEFT80	IKJEFT80	TERMINAL BREAK INVALID FOR THIS TERMINAL The user specified the BREAK operand for a terminal that does not have the BREAK feature.
IKJ56660I	IKJEFT80	IKJEFT80	IKJEFT80	TERMINAL NOBREAK INVALID FOR THIS TERMINAL The user specified NOBREAK for a terminal that does not have the break feature.
IKJ56661I	IKJEFT80	IKJEFT80	IKJEFT80	TERMINAL TIMEOUT INVALID FOR THIS TERMINAL The TIMEOUT operand was specified for a terminal that does not have the timeout feature.
IKJ56662I	IKJEFT80	IKJEFT80	IKJEFT80	TERMINAL NOTIMEOUT INVALID FOR THIS TERMINAL The user specified NOTIMEOUT for a terminal that does not have the feature.

Message ID	Detected In	Issued By	Located In	Program
IKJ56663I	IKJEFT80	IKJEFT80	IKJEFT80	TERMINAL INVALID NUMBER OF ROWS The user specified the incorrect number of rows for the 2260-65 type terminal.
IKJ56664I	IKJEFT80	IKJEFT80	IKJEFT80	TERMINAL INVALID LENGTH OF ROW The user specified an invalid length for the 2260-65 type terminal.
IKJ56665I	IKJEFT80	IKJEFT80	IKJEFT80	TERMINAL {CLEAR } INVALID FOR THIS TERMINAL {NOCLEAR } The CLEAR or NOCLEAR parameter was specified for a terminal that does not support this feature.
IKJ56666I	IKJEFT80	IKJEFT80	IKJEFT80	TERMINAL {INPUT } INVALID FOR THIS TERMINAL {NOINPUT } The INPUT or NOINPUT parameter was specified for a terminal that does not support this feature.

Message ID	Detected In	Issued By	Located In	Program	Message ID	Detected In	Issued By	Located In	Program
IKJ56603I	IKJEFT05	IKJEFT05	IKJEFT06	TMP					
	<p>ABEND xxxx</p> <p>A failure occurred in a TMP task and insufficient space is available for standard messages (IKJ56600I, IKJ56601I, or IKJ56602I). The TMP task is being terminated. Sxxx is for system error codes and Uxxx for user generated error codes.</p>								<p>abend-type ABEND CODE xxxx REASON CODE yyyy</p> <p>or</p> <p>abend-type ABEND CODE xxxx REASON CODE yyyy</p> <p>PSW <b>XXXXXXXXXXXX</b>ASIDS: HOME = hhhh</p> <p>PRIMARY = pppp SECONDARY = ssss</p> <p>The shorter version of this message is issued for a program executing under TSO that terminates abnormally in its home address space. Issue TEST after such an abend to display, update, or execute data or code.</p>
IKJ56604I	IKJEFT04	IKJEFT04	IKJEFT06	TMP					
	<p>ABEND xxxx</p> <p>A failure occurred in a command task and insufficient space is available for standard message (IKJ56641I). The TMP task is being terminated. Sxxx is for system error codes and Uxxx for user generated error codes.</p>								<p>The longer version of this message is issued for an abend within a cross-memory environment. TSO considers a program to be in cross-memory mode when either the address space selection bit in the PSW is on or when the home, primary, and secondary ASIDs are not all equal. If you issue TEST after abending in the cross memory environment, TEST cannot be used to update, display or execute data or code that is not in the home address space.</p>
IKJ56621I	IKJEFT02	IKJEFT02	IKJEFT06	TMP					
	<p>INVALID COMMAND SYNTAX</p> <p>Command scan found a syntactical error in the command.</p>								
IKJ56622I	IKJEFT02	IKJEFT02	IKJEFT06	TMP	IKJ56642I	IKJEFT04	IKJEFT04	IKJEFT06	TMP
	<p>COMMAND NOT FOUND</p> <p>A syntactically correct command name cannot be located by the system.</p>								<p>USER NOT AUTHORIZED TO DATASET+</p> <p>SYSTEM ABEND CODE xxx REASON CODE xxx</p> <p>The command task attempted to reference a data set to which the user is not authorized by the security system. See Message Library: VS2 System Codes for a description of abend codes.</p>
IKJ56623I	IKJEFT02	IKJEFT02	IKJEFT06	TMP	IKJ56643I	IKJEFT02	IKJEFT02	IKJEFT06	TMP
	<p>commandname IS UNSUPPORTED COMMAND NAME IN BACKGROUND.</p> <p>The command entered is not supported for use in background mode.</p>								<p>APF PROGRAM IN FORCE, TEST REQUEST REJECTED</p> <p>The user entered a TEST command (without operands) following an abend in an APF-authorized command task.</p>
IKJ56640I	IKJEFT04	IKJEFT04	IKJEFT06	TEST	IKJ56644I	IKJEFT01	IKJEFT01	IKJEFT06	TMP
	<p>abend-type ABEND CODE xxxx REASON CODE yyyy</p> <p>or</p> <p>abend-type ABEND CODE xxxx REASON CODE yyy</p> <p>PSW <b>XXXXXXXXXXXX</b> ASIDS: HOME = hhhh</p> <p>PRIMARY = pppp</p> <p>SECONDARY = ssss+</p> <p>The shorter form of this message appears when a program abnormally terminates in its home address space while running under TSO TEST, or when TEST is issued for an abnormally terminating program which is in its home address space.</p> <p>The longer form of this message is issued for a program executing in cross-memory mode that abnormally terminates while running under TSO TEST or for an abnormally terminating program for which TSO TEST has been issued. The TEST command cannot be used to restart the program in cross-memory mode.</p> <p>TSO TEST DOES NOT RE-ESTABLISH THE CROSS MEMORY ENVIRONMENT THAT EXISTED AT THE TIME OF THE ABEND</p> <p>You cannot use TSO TEST to restart a program that terminated abnormally in the cross-memory environment. However, it can be used to display the contents of general purpose registers at the time of the abend.</p>								<p>NO VALID TSO USERID, DEFAULT USER ATTRIBUTES USED</p> <p>A background job with an unidentifiable userid, or with no userid specified as a JOB card parameter, will be run using the minimum default user attributes.</p>
IKJ56641I	IKJEFT04	IKJEFT04	IKJEFT06	TMP/TEST	IKJ56650I	IKJEFT25	IKJEFT25	IKJEFT25	TIME
	<p>program ENDED DUE TO ERROR+</p> <p>The program or command processor and its associated task is terminated.</p> <p>The message occurs without a plus sign if the user has invoked TSO TEST. Use TSO TEST subcommands for debugging. If this message occurs with the plus sign, enter '?' to obtain the second-level message. Enter TEST to use the TSO TEST facility for debugging.</p>								<p>TIME - HH:MM:SS CPU - HH:MM:SS</p> <p>SERVICE - Number SESSION - HH:MM:SS</p> <p>MONTH DAY, YEAR</p> <p>The TIME command was entered.</p>
					IKJ56651I	IKJEFT25	IKJEFT25	IKJEFT25	TIME
						<p>TIME FUNCTION CANNOT BE PERFORMED BECAUSE OF INOPERATIVE CLOCK.</p> <p>The hardware clock is inoperative.</p>			
					IKJ56655I	IKJEFT80	IKJEFT80	IKJEFT80	TERMINAL
						<p>NO OPERANDS, COMMAND IGNORED</p> <p>No operands were specified with the TERMINAL command.</p>			
					IKJ56656I	IKJEFT80	IKJEFT80	IKJEFT80	TERMINAL
						<p>INVALID LINESIZE OPERAND, USE SCRSIZE</p> <p>The user specified the LINESIZE operand for the 2260-65 type terminal.</p>			
					IKJ56657I	IKJEFT80	IKJEFT80	IKJEFT80	TERMINAL
						<p>INVALID SCRSIZE OPERAND, USE LINESIZE</p> <p>The user specified the SCRSIZE operand for the 2741 type terminal.</p>			

Message ID	Detected In	Issued By	Located In	Program	Message ID	Detected In	Issued By	Located In	Program
IKJ56667I	IKJEFT80	IKJEFT80	IKJEFT80	TERMINAL COMMAND SYSTEM ERROR+					
				PARSE {ESTAE } ERROR CODE xxxx {STTRAN }					{LINE } DELETE CHARACTERS {CHARACTER } CHANGED ONLY TEMPORARILY SVC 100 failure occurred. PARSE ERROR CODE xxxx The user entered a question mark after he received the above message.
				TRAN/NOTRAN INVALID FOR THIS TERMINAL CHAR/NOCHAR INVALID FOR THIS TERMINAL Terminals that use TCAM do not support the TRAN/NOTRAN and CHAR/NOCHAR operands on the TERMINAL command. The parse service routine returned a return code greater than 4, or ESTAE or STTRAN macros returned a non-zero return code.	IKJ56687I	IKJEFT82	IKJEFT82	IKJEFT82	PROFILE BS OR ATTN OR CTLX INVALID FOR THIS TERMINAL A non-zero return code was returned after an STCC macro was issued. The STCC macro establishes the non-character type of delete control characters for the TSO system.
IKJ56668I	IKJEFT80	IKJEFT80	IKJEFT80	TERMINAL TRANSLATE TABLE SIZE LESS THAN 516 BYTES The user specified a translate table on the TRAN parameter that was less than 516 bytes in length.	IKJ56688I	IKJEFT82	IKJEFT82	IKJEFT82	PROFILE CHAR(x)/NOCHAR LINE(x)/NOLINE PROMPT/NOPROMPT INTERCOM/NOINTERCOM PAUSE/NOPAUSE MSGID/NOMSGID MODE/NOMODE WTPMSG/NOWTPMSG PREFIX dname prefix)/NOPREFIX RECOVER/NORECOVER This message is issued when the LIST operand is specified on the PROFILE command or when no keywords were specified on the command.
IKJ56669I	IKJEFT80	IKJEFT80	IKJEFT80	TERMINAL {SECOND }INVALID FOR THIS TERMINAL {NOSECOND}					
				The SECOND or NOSECOND parameter was specified for a terminal that does not support this feature.					
IKJ56670I	IKJEFT80	IKJEFT80	IKJEFT80	TERMINAL TRANSLATE TABLE MUST HAVE NUMBERS AND UPPERCASE LETTERS DEFINED The user specified a translate table on the TRAN parameter that did not have numbers and upper case letters defined. Even though translation is not allowed for numbers and uppercase letters, they must be included in the table, translated to themselves.	IKJ56689I	IKJEFT82	IKJEFT82	IKJEFT82	PROFILE DEFAULT {LINE } DELETE CHARACTERS {CHARACTER } IN EFFECT FOR THIS TERMINAL The user entered an invalid character for the LINE or CHAR parameter.
IKJ56671I	IKJEFT80	IKJEFT80	IKJEFT80	TERMINAL NOCHAR INVALID, DEFAULT TRANSLATE TABLE IN USE The NOCHAR parameter is valid only when installation-written translation tables are being used.	IKJ56690I	IKJEFT82	IKJEFT82	IKJEFT82	PROFILE YOU ARE NOT AUTHORIZED TO USE THE {RECOVER } FACILITY+ {NORECOVER } YOUR INSTALLATION MUST AUTHORIZE USE OF THE EDIT RECOVER/NORECOVER FACILITY The user entered the RECOVER or NORECOVER parameter but was not authorized by the installation to use that facility.
IKJ56672I	IKJEFT80	IKJEFT80	IKJEFT80	TERMINAL {LINE } INVALID FOR THIS TERMINAL {NOLINE }					
				The LINE or NOLINE parameter was specified for a terminal that does not support this feature.	IKJ56700A	IKJEFP00	IKJEFP00	IKJEFP10	PARSE ENTER missing data The user did not enter needed information.
IKJ56673I	IKJEFT82	IKJEFT82	IKJEFT82	PROFILE 'CHAR(x)/NOCHAR LINE(x)/NOLINE PROMPT/NOPROMPT INTERCOM/NOINTERCOM PAUSE/NOPUASE MSGID/NOMSGID MODE/NOMODE WTPMSG/NOWTPMSG PREFIX dname prefix)/NOPREFIX' This message is issued when the LIST operand is specified on the PROFILE command or no keywords were specified on the command.	IKJPARS	IKJPARS	IKJEFF50	CANCEL/STATUS ENTER JOB NAME OR JOBNAME(JOBID)+ ENTER ALPHANUMERIC NAME(S), WITH FIRST CHARACTER ALPHABETIC AND MAXIMUM OF 8 CHARACTERS. JOBNAME IS THE NAME ON THE JOB CARD AND JOBID IS THE ID ASSIGNED BY THE JOB ENTRY SUBSYSTEM AT THE TIME THE JOB WAS SUBMITTED. The parse service routine is prompting the user because the CANCEL or STATUS command is incorrect as entered. The jobname or jobname(jobid) is invalid or (for CANCEL only) no jobname or jobname(jobid) was specified. CANCEL supplies the text of the second-level message as a parse PCL in CSECT IKJEFF4A of assembly module IKJEFF49. STATUS has second-level text in CSECT IKJEFF5A of assembly module IKJEFF50.	
IKJ56675I	IKJEFT82	IKJEFT82	IKJEFT82	PROFILE YOUR INSTALLATION MUST AUTHORIZE USE OF THE EDIT RECOVER/NORECOVER FACILITY Your TSO administrator must authorize the use of this facility for your user id.					
IKJ56686I	IKJEFT82	IKJEFT82	IKJEFT82	PROFILE COMMAND SYSTEM ERROR+ Parse return code was greater than 4.	IKJEFG00	IKJPARS	IKJEFG00	CALL ENTER DATA SET NAME A data set name was not given or an incorrect one was entered. (Parse prompts for the data set name.)	

Message ID	Detected In	Issued By	Located In	Program
	IKJEFG00	IKJPARS	IKJEFG00	CALL
	ENTER MEMBER NAME			
	An incorrect member name was specified (it could not be found in the data set). (Parse prompts for the member name.)			
	IKJPARS	IKJPARS	IKJEFE01	EXEC
	ENTER DATA SET NAME			
	The EXEC command was entered without a data set name or with an invalid data set name. (Parse prompts for the data set name.)			

Message ID	Detected In	Issued By	Located In	Program
	IKJEFD20	IKJPARS	IKJEFD20	FREE
	ENTER FILE NAME			
	The FILE keyword was specified without a ddname.			
	IKJEFD20	IKJPARS	IKJEFD20	FREE
	ENTER DATA SET NAME			
	A dsname was missing or invalid. (Parse prompts for the data set name.)			

Message ID	Detected In	Issued By	Located In	Program	Message ID	Detected In	Issued By	Located In	Program
	IKJPARS	IKJPARS	IKJCT469	OUTPUT		IKJEFP00	IKJEFP00	IKJEFT80	TERMINAL
	ENTER JOBNAME OR JOBNAME(JOBID)+ ENTER JOBNAME OF PREVIOUSLY SUBMITTED JOB					ENTER STRING TO BE USED FOR ATTENTION			
	Parse detected the absence of the required 'jobname' parameter.					The user entered a question mark in response to the first message.			
	IKJPARS	IKJPARS	IKJCT469	OUTPUT		IKJEFP00	IKJEFP00	IKJEFT80	TERMINAL
	ENTER CLASS NAME					ENTER CLEAR STRING, MAXIMUM IS 4			
	The required subfield was missing for the CLASS keyword.					The user entered the CLEAR keyword with the TERMINAL command without entering a value.			
	IKJPARS	IKJPARS	IKJCT469	OUTPUT		IKJEFP00	IKJEFP00	IKJEFT80	TERMINAL
	ENTER NEW CLASSNAME					ENTER STRING TO BE USED TO CLEAR SCREEN			
	The required subfield was missing for the NEWCLASS keyword.					The user entered a question mark in response to the first message.			
	IKJPARS	IKJPARS	IKJCT469	OUTPUT		IKJEFP00	IKJEFP00	IKJEFT80	TERMINAL
	ENTER REMOTE STATION ID FOR THE DEST KEYWORD					ENTER LINESIZE, MAXIMUM IS 255			
	The required subfield for the DEST keyword was missing.					The user entered the LINESIZE keyword on the TERMINAL command and did not enter a value.			
	IKJPARS	IKJPARS	IKJCT463	OUTPUT		IKJEFP00	IKJEFP00	IKJEFT80	TERMINAL
	ENTER DATA SET NAME+					ENTER LENGTH OF LINE			
	ENTER NAME OF DATA SET TO RECEIVE SAVE AREA					The user responded to the first message with a question mark.			
	Parse detected the absence of the required 'dataset name' parameter on the SAVE subcommand.					IKJEFP00	IKJEFP00	IKJEFT80	TERMINAL
	IKJEHRN2	IKJEHRN2	IKJEHSMG	RENAME		IKJEFP00	IKJEFP00	IKJEFT80	TERMINAL
	ENTER OLD DATA SET NAME					ENTER NUMBER OF SECONDS, MAXIMUM IS 2550			
	The old data set name was not entered.					The user entered the SECONDS keyword on the TERMINAL command with no value.			
	IKJEHRN2	IKJEHRN2	IKJEHSMG	RENAME		IKJEFP00	IKJEFP00	IKJEFT80	TERMINAL
	ENTER NEW DATA SET NAME					ENTER NUMBER OF SECONDS TO ELAPSE BEFORE ATTENTION			
	The new data set name was not entered.					The user entered a question mark as a response to the first message.			
	IKJEHRN2	IKJEHRN2	IKJEHSMG	RENAME		IKJEFP00	IKJEFP00	IKJEFT80	TERMINAL
	ENTER NAME OF DATA SET TO BE RENAMED					ENTER NUMBER OF LINES, MAXIMUM IS 255			
	The data set to be renamed was not entered.					The user entered the LINES keyword with no value.			
	IKJEHRN2	IKJEHRN2	IKJEHSMG	RENAME		IKJEFP00	IKJEFP00	IKJEFT80	TERMINAL
	ENTER NEW NAME TO BE GIVEN THE DATA SET					ENTER NUMBER OF LINES TO PRINT BEFORE ATTENTION			
	The data set name was not entered.					The user entered a question mark to the first message.			
	IKJEF00	IKJAPRS	IKJEF00	RUN		IKJEFP00	IKJEFP00	IKJEFT80	TERMINAL
	ENTER LIBRARY DATA SET NAME+					ENTER LENGTH OF ROW, MAXIMUM IS 255			
	ENTER NAME OF LIBRARY CONTAINING ROUTINES USED BY YOUR PROGRAM.					The user entered a question mark in response to IKJ56664I.			
	The LIB operand was entered without any data set names.					IKJEFP00	IKJEFP00	IKJEFT80	TERMINAL
	IKJPARS	IKJPARS	IKJEFF16	SUBMIT		IKJEFP00	IKJEFP00	IKJEFT80	TERMINAL
	ENTER DATA SET NAME+					ENTER NUMBER OF ROWS, MAXIMUM IS 255			
	ENTER NAME OF DATA SET CONTAINING JCL					The user entered a question mark in response to message IKJ56663I.			
	The SUBMIT command was entered without a data set name field.					IKJPARS	IKJPARS	IKJEFF11	WHEN/END
	IKJEFP00	IKJEFP00	IKJEFT80	TERMINAL		ENTER 1 TO 4 DIGIT INTEGER+			
	ENTER INPUT STRING, MAXIMUM IS 4					ENTER 1 TO 4 CHARACTER NUMERIC VALUE TO WHICH PREVIOUS COMMAND RETURN CODE WILL BE COMPARED			
	The user entered the INPUT keyword on the TERMINAL command without entering a value.					The WHEN command was entered without a return code or with an invalid return code. (Parse prompts for the value.)			

Message ID	Detected In	Issued By	Located In	Program	Message ID	Detected In	Issued By	Located In	Program
				<p><b>ENTER 1 OR 2 CHARACTER OPERATOR+</b>  <b>ENTER VALID OPERATOR: EQ NE LT GT NL NG LE GE</b>                      WHEN command was entered without an operator or with an invalid operator. (Parse prompts for the operator.)</p>	IKJ56705I	IKJEFP00	IKJEFP00	IKJEFP10	<p>PARSE  <b>MISSING PASSWORD FOR userid</b>                      The user did not enter the required password with the LOGON command and is in no-prompt mode.</p>
IKJ56701I	IKJEFP00	IKJEFP00	IKJEFP10	<p>PARSE  <b>MISSING missing data</b>                      The user did not enter needed information and is in no-prompt mode.</p>	IKJ56706I	IKJEFP00	IKJEFP00	IKJEFP10	<p>PARSE  <b>ENDING QUOTE ASSUMED, data</b>                      The user did not enter an ending quote and the end of the buffer is reached. The quote is assumed at the end of the buffer.</p>
IKJ56702I	IKJEFP00	IKJEFP00	IKJEFP10	<p>PARSE  <b>INVALID invalid data</b>                      The user entered invalid data.</p>	IKJ56707I	IKJEFP00	IKJEFP00	IKJEFP10	<p>PARSE  <b>RIGHT PARENTHESIS ASSUMED, data</b>                      The user omitted the right parenthesis. It is assumed to be at the end of the buffer.</p>
IKJ56702A	IKJEFP00	IKJPARS	IKJEFATT	<p>PARSE                      (The following messages are second-level messages, all having the same message identifier, to message IKJ56702I.)  <b>ENTER A CORRECT NONDUPLICATE ATTR-LIST-NAME</b>                      There was a missing or invalid parameter.  <b>ENTER A DECIMAL NUMBER FROM 0-32760</b>                      There was a missing or invalid parameter for blocksize, buffer length, and line count operands.  <b>ENTER A DECIMAL NUMBER FROM 0-255</b>                      There was a missing or invalid parameter for the key length and buffer number operands.  <b>ENTER A DECIMAL NUMBER FROM 0-32760 OR CHARACTER X</b>                      There was a missing or invalid parameter for the logical record length operand.  <b>ENTER A DECIMAL NUMBER FROM 0-99</b>                      There was a missing or invalid parameter for the number-of-channel-programs operand.  <b>ENTER A JULIAN DATE IN YYDD FORMAT</b>                      There was a missing or invalid parameter for the expiration date operand.  <b>ENTER A DECIMAL NUMBER FROM 0-9999</b>                      There was a missing or invalid parameter for the retention period operand.  <b>ENTER A DECIMAL NUMBER FROM 0-99 OR A CHARACTER L</b>                      There was a missing or invalid parameter for the buffer offset operand.  <b>ENTER A NUMBER FROM 0-4</b>                      There was a missing or invalid parameter for the tape density operand.</p>	IKJ56708I	IKJEFP00	IKJEFP00	IKJEFP10	<p>PARSE  <b>INVALID CURRENT PASSWORD, password</b>                      The user has entered a non-alphameric character in a password or the password is more than eight characters in length.</p>
				<p><b>ENTER A CORRECT NONDUPLICATE ATTR-LIST-NAME</b>                      There was a missing or invalid parameter.  <b>ENTER A DECIMAL NUMBER FROM 0-32760</b>                      There was a missing or invalid parameter for blocksize, buffer length, and line count operands.  <b>ENTER A DECIMAL NUMBER FROM 0-255</b>                      There was a missing or invalid parameter for the key length and buffer number operands.  <b>ENTER A DECIMAL NUMBER FROM 0-32760 OR CHARACTER X</b>                      There was a missing or invalid parameter for the logical record length operand.  <b>ENTER A DECIMAL NUMBER FROM 0-99</b>                      There was a missing or invalid parameter for the number-of-channel-programs operand.  <b>ENTER A JULIAN DATE IN YYDD FORMAT</b>                      There was a missing or invalid parameter for the expiration date operand.  <b>ENTER A DECIMAL NUMBER FROM 0-9999</b>                      There was a missing or invalid parameter for the retention period operand.  <b>ENTER A DECIMAL NUMBER FROM 0-99 OR A CHARACTER L</b>                      There was a missing or invalid parameter for the buffer offset operand.  <b>ENTER A NUMBER FROM 0-4</b>                      There was a missing or invalid parameter for the tape density operand.</p>	IKJ56709I	IKJEFP00	IKJEFP00	IKJEFP10	<p>PARSE  <b>INVALID DATA SET NAME, dsname</b>                      The user entered an invalid data set name.</p>
				<p><b>ENTER A CORRECT NONDUPLICATE ATTR-LIST-NAME</b>                      There was a missing or invalid parameter.  <b>ENTER A DECIMAL NUMBER FROM 0-32760</b>                      There was a missing or invalid parameter for blocksize, buffer length, and line count operands.  <b>ENTER A DECIMAL NUMBER FROM 0-255</b>                      There was a missing or invalid parameter for the key length and buffer number operands.  <b>ENTER A DECIMAL NUMBER FROM 0-32760 OR CHARACTER X</b>                      There was a missing or invalid parameter for the logical record length operand.  <b>ENTER A DECIMAL NUMBER FROM 0-99</b>                      There was a missing or invalid parameter for the number-of-channel-programs operand.  <b>ENTER A JULIAN DATE IN YYDD FORMAT</b>                      There was a missing or invalid parameter for the expiration date operand.  <b>ENTER A DECIMAL NUMBER FROM 0-9999</b>                      There was a missing or invalid parameter for the retention period operand.  <b>ENTER A DECIMAL NUMBER FROM 0-99 OR A CHARACTER L</b>                      There was a missing or invalid parameter for the buffer offset operand.  <b>ENTER A NUMBER FROM 0-4</b>                      There was a missing or invalid parameter for the tape density operand.</p>	IKJ56710I	IKJEFP00	IKJEFP00	IKJEFP10	<p>PARSE  <b>INVALID USERID, userid</b>                      The user entered an invalid userid or one that is not defined to the system.</p>
				<p><b>ENTER A CORRECT NONDUPLICATE ATTR-LIST-NAME</b>                      There was a missing or invalid parameter.  <b>ENTER A DECIMAL NUMBER FROM 0-32760</b>                      There was a missing or invalid parameter for blocksize, buffer length, and line count operands.  <b>ENTER A DECIMAL NUMBER FROM 0-255</b>                      There was a missing or invalid parameter for the key length and buffer number operands.  <b>ENTER A DECIMAL NUMBER FROM 0-32760 OR CHARACTER X</b>                      There was a missing or invalid parameter for the logical record length operand.  <b>ENTER A DECIMAL NUMBER FROM 0-99</b>                      There was a missing or invalid parameter for the number-of-channel-programs operand.  <b>ENTER A JULIAN DATE IN YYDD FORMAT</b>                      There was a missing or invalid parameter for the expiration date operand.  <b>ENTER A DECIMAL NUMBER FROM 0-9999</b>                      There was a missing or invalid parameter for the retention period operand.  <b>ENTER A DECIMAL NUMBER FROM 0-99 OR A CHARACTER L</b>                      There was a missing or invalid parameter for the buffer offset operand.  <b>ENTER A NUMBER FROM 0-4</b>                      There was a missing or invalid parameter for the tape density operand.</p>	IKJ56711I	IKJEFP00	IKJEFP00	IKJEFP10	<p>PARSE  <b>INVALID ADDRESS, address</b>                      The user entered an invalid address or expressed the address in the wrong way.</p>
				<p><b>ENTER A CORRECT NONDUPLICATE ATTR-LIST-NAME</b>                      There was a missing or invalid parameter.  <b>ENTER A DECIMAL NUMBER FROM 0-32760</b>                      There was a missing or invalid parameter for blocksize, buffer length, and line count operands.  <b>ENTER A DECIMAL NUMBER FROM 0-255</b>                      There was a missing or invalid parameter for the key length and buffer number operands.  <b>ENTER A DECIMAL NUMBER FROM 0-32760 OR CHARACTER X</b>                      There was a missing or invalid parameter for the logical record length operand.  <b>ENTER A DECIMAL NUMBER FROM 0-99</b>                      There was a missing or invalid parameter for the number-of-channel-programs operand.  <b>ENTER A JULIAN DATE IN YYDD FORMAT</b>                      There was a missing or invalid parameter for the expiration date operand.  <b>ENTER A DECIMAL NUMBER FROM 0-9999</b>                      There was a missing or invalid parameter for the retention period operand.  <b>ENTER A DECIMAL NUMBER FROM 0-99 OR A CHARACTER L</b>                      There was a missing or invalid parameter for the buffer offset operand.  <b>ENTER A NUMBER FROM 0-4</b>                      There was a missing or invalid parameter for the tape density operand.</p>	IKJ56712I	IKJEFP00	IKJEFP00	IKJEFP10	<p>PARSE  <b>INVALID KEYWORD, keyword</b>                      The user entered an invalid keyword.</p>
				<p><b>ENTER A CORRECT NONDUPLICATE ATTR-LIST-NAME</b>                      There was a missing or invalid parameter.  <b>ENTER A DECIMAL NUMBER FROM 0-32760</b>                      There was a missing or invalid parameter for blocksize, buffer length, and line count operands.  <b>ENTER A DECIMAL NUMBER FROM 0-255</b>                      There was a missing or invalid parameter for the key length and buffer number operands.  <b>ENTER A DECIMAL NUMBER FROM 0-32760 OR CHARACTER X</b>                      There was a missing or invalid parameter for the logical record length operand.  <b>ENTER A DECIMAL NUMBER FROM 0-99</b>                      There was a missing or invalid parameter for the number-of-channel-programs operand.  <b>ENTER A JULIAN DATE IN YYDD FORMAT</b>                      There was a missing or invalid parameter for the expiration date operand.  <b>ENTER A DECIMAL NUMBER FROM 0-9999</b>                      There was a missing or invalid parameter for the retention period operand.  <b>ENTER A DECIMAL NUMBER FROM 0-99 OR A CHARACTER L</b>                      There was a missing or invalid parameter for the buffer offset operand.  <b>ENTER A NUMBER FROM 0-4</b>                      There was a missing or invalid parameter for the tape density operand.</p>	IKJ56713I	IKJEFP00	IKJEFP00	IKJEFP10	<p>PARSE  <b>INVALID VALUE, value</b>                      The user entered an invalid value (operand on IKJPOSIT macro).</p>
				<p><b>ENTER A CORRECT NONDUPLICATE ATTR-LIST-NAME</b>                      There was a missing or invalid parameter.  <b>ENTER A DECIMAL NUMBER FROM 0-32760</b>                      There was a missing or invalid parameter for blocksize, buffer length, and line count operands.  <b>ENTER A DECIMAL NUMBER FROM 0-255</b>                      There was a missing or invalid parameter for the key length and buffer number operands.  <b>ENTER A DECIMAL NUMBER FROM 0-32760 OR CHARACTER X</b>                      There was a missing or invalid parameter for the logical record length operand.  <b>ENTER A DECIMAL NUMBER FROM 0-99</b>                      There was a missing or invalid parameter for the number-of-channel-programs operand.  <b>ENTER A JULIAN DATE IN YYDD FORMAT</b>                      There was a missing or invalid parameter for the expiration date operand.  <b>ENTER A DECIMAL NUMBER FROM 0-9999</b>                      There was a missing or invalid parameter for the retention period operand.  <b>ENTER A DECIMAL NUMBER FROM 0-99 OR A CHARACTER L</b>                      There was a missing or invalid parameter for the buffer offset operand.  <b>ENTER A NUMBER FROM 0-4</b>                      There was a missing or invalid parameter for the tape density operand.</p>	IKJ56714A	IKJEFP00	IKJEFP00	IKJEFP10	<p>PARSE  <b>ENTER CURRENT PASSWORD FOR userid -</b>                      The user did not enter a password after userid and slash.</p>
IKJ56703A	IKJEFP00	IKJEFP00	IKJEFP10	<p>PARSE  <b>REENTER THIS OPERAND</b>                      If the user is in prompt mode, he is prompted with this message until he enters the correct information or the processing of the command is stopped.</p>	IKJ56715I	IKJEFP00	IKJEFP00	IKJEFP10	<p>PARSE  <b>INVALID STRING, string</b>                      The user entered invalid string information. A string is an operand on the IKJPOSIT macro.</p>
IKJ56704I	IKJEFP00	IKJEFP00	IKJEFP10	<p>PARSE  <b>data IS AMBIGUOUS</b>                      The user entered unnecessary information according to the way the information was specified on the parse macro instructions.</p>	IKJ56716I	IKJEFP00	IKJEFP00	IKJEFP10	<p>PARSE  <b>EXTRANEIOUS INFORMATION WAS IGNORED: data</b>                      The user entered more information than is necessary to process a command and parse cannot give it a disposition.</p>
				<p><b>ENTER A CORRECT NONDUPLICATE ATTR-LIST-NAME</b>                      There was a missing or invalid parameter.  <b>ENTER A DECIMAL NUMBER FROM 0-32760</b>                      There was a missing or invalid parameter for blocksize, buffer length, and line count operands.  <b>ENTER A DECIMAL NUMBER FROM 0-255</b>                      There was a missing or invalid parameter for the key length and buffer number operands.  <b>ENTER A DECIMAL NUMBER FROM 0-32760 OR CHARACTER X</b>                      There was a missing or invalid parameter for the logical record length operand.  <b>ENTER A DECIMAL NUMBER FROM 0-99</b>                      There was a missing or invalid parameter for the number-of-channel-programs operand.  <b>ENTER A JULIAN DATE IN YYDD FORMAT</b>                      There was a missing or invalid parameter for the expiration date operand.  <b>ENTER A DECIMAL NUMBER FROM 0-9999</b>                      There was a missing or invalid parameter for the retention period operand.  <b>ENTER A DECIMAL NUMBER FROM 0-99 OR A CHARACTER L</b>                      There was a missing or invalid parameter for the buffer offset operand.  <b>ENTER A NUMBER FROM 0-4</b>                      There was a missing or invalid parameter for the tape density operand.</p>	IKJ56717I	IKJEFP00	IKJEFP00	IKJEFP10	<p>PARSE  <b>INVALID invalid information</b>                      The user entered invalid information.</p>

May 13, 1983

Message ID	Detected In	Issued By	Located In	Program	Message ID	Detected In	Issued By	Located In	Program
IKJ568531	CALLER	IKJEFF02	IKJEFF18	DAIRFAIL					
	type NOT operation, DECONCATENATION WOULD RESULT IN DUPLICATE FILENAMES								
	The dynamic allocation return code is 0314 or 0424.1								

Message ID	Detected In	Issued By	Located In	Program	Message ID	Detected In	Issued By	Located In	Program
IKJ56718A	IKJEFP00	IKJEFP00	IKJEFP10	PARSE					I/O SYNAD ERROR synad info An I/O error occurred using the HELP data set. The SYNAD exit information was printed.
				REENTER THIS OPERAND+	IKJ56802I	IKJEFH01	IKJEFH02	IKJEFH00	HELP
				The parse user has specified HELP = on the parse macros indicating that there are additional messages for this prompting sequence. The user can enter a '?' and get the other messages. A '?' must be entered for each available message.					HELP NOT AVAILABLE+
IKJ56719I	IKJEFP00	IKJEFP00	IKJEFP10	PARSE					COMMAND character string NOT FOUND, FOR MORE HELP ENTER HELP
	IKJEFP02	IKJEFP02		INVALID JOBNAME, jobname					COMMAND character string NOT FOUND
				The user entered a syntactically invalid jobname or jobid or both.					LIST OF COMMANDS NOT FOUND
IKJ56720I	IKJEFP00	IKJEFP00	IKJEFP10	PARSE					SUBCOMMAND HELP NOT FOUND
	IKJEFP02	IKJEFP02		INVALID DDNAME, ddname					SUBCOMMAND character string NOT FOUND, FOR MORE HELP ENTER HELP
				The parse user specified a data set name with the DDNAM option on the IKJPOSIT macro and the user entered a syntactically invalid ddname.					commandname SUBCOMMAND LIST NOT FOUND
IKJ56721I	IKJEFP00	IKJEFP00	IKJEFP10	PARSE	IKJ56803I	IKJEFH01	IKJEFH02	IKJEFH00	HELP
				INVALID NEW PASSWORD, password					FOR MORE INFORMATION ENTER HELP
				The user has entered a non-alphameric character in a new password or the new password is more than eight characters in length.					COMMANDNAME OR HELP HELP
IKJ56722I	IKJEFP00	IKJEFP00	IKJEFP10	PARSE					The HELP command requirements, a list of available commands, have been satisfied.
				ENTER NEW PASSWORD FOR userid -	IKJ56804I	IKJEFH01	IKJEFH02	IKJEFH00	HELP
				The user did not enter a new password after the userid/current password and ending slash.					FOR MORE INFORMATION ENTER HELP
IKJ56760I	IKJEFT45	IKJEFT56	IKJEFT35	I/O SEV ROUT					SUBCOMMANDNAME OR HELP HELP
	IKJEFT52			NO INFORMATION AVAILABLE					The HELP command requirements, a list of available subcommands under the current command, have been satisfied.
				This message is issued when the terminal user enters '?' to receive a second-level message, but there are no second-level messages available.	IKJ56805I	IKJEFH01	IKJEFH02	IKJEFH00	HELP
IKJ56761A	IKJEFT45	IKJEFT56	IKJEFT35	I/O SEV ROUT					commandname/subcommand operand Identifier NOT FOUND
				INVALID RESPONSE. ENTER ? OR HIT CARRIER RETURN					The object of the HELP command could not be found. The object is COMMANDNAME, SUBCOMMANDNAME or OPERATOR IDENT.
				The I/O service routine was in pause state and waiting for a '?' or a carriage return when the user entered more data.	IKJ56806I	IKJEFH01	IKJEFFOR	IKJEFH00	HELP
IKJ56762A	IKJEFT45	IKJEFT56	IKJEFT35	I/O SEV ROUT					commandname/subcommandname keyword KEYWORD NOT FOUND
				PAUSE					The keyword object of the HELP command could not be found.
				The I/O service routine has detected a second-level message when a PUTGET was issued in a command procedure with a pause in effect. The user has the option of seeing the second-level message (?) or flushing the message and continuing the command procedure (carriage return).	IKJ56807I	IKJEFFOR	IKJEFH00	IKJEFH01	HELP
IKJ56801I	IKJEFH01	IKJEFH02	IKJEFH00	HELP					COMMAND SYSTEM ERROR+
				HELP DATA SET NOT USABLE+					service routine ERROR CODE xxxx
				CANNOT OPEN DATA SET					Parse passed a return code greater than 8 while checking the syntax of the HELP command.
				FIND I/O ERROR	IKJ56850I	CALLER	IKJEFF02	IKJEFF18	DAIRFAIL
				LOGICAL RECORD LENGTH NOT 80					type operation, OVERRIDING DISPOSITION IGNORED
				HELP REQUIRES A PARTITIONED DATA SET					The dynamic allocation return code is 0008. <sup>1</sup>
				One of the error conditions listed above occurred while using the HELP data set.	IKJ56851I	CALLER	IKJEFF02	IKJEFF18	DAIRFAIL
									type operation REQUESTED
									CATALOG/UNCATALOG/DELETE
									DISPOSITION UNSUCCESSFUL
									The dynamic allocation return codes are 0021-0029 or 0031-0039. <sup>1</sup>
					IKJ56852I	CALLER	IKJEFF02	IKJEFF18	DAIRFAIL
									type NOT operation, FILENAME NOT SPECIFIED
									The dynamic allocation return code is 0304. <sup>1</sup>

<sup>1</sup> See System Programming Library: System Macros and Facilities for a description of dynamic allocation return codes.



May 13, 1983

Message ID	Detected In	Issued By	Located In	Program	Message ID	Detected In	Issued By	Located In	Program
IKJ56854I	CALLER	IKJEFF02	IKJEFF18	DAIRFAIL INVALID FILENAME The dynamic allocation return code is 0318. <sup>1</sup>	IKJ56867I	CALLER	IKJEFF02	IKJEFF18	DAIRFAIL type NOT operation, RELATIVE ENTRY NUMBER SPECIFIED NOT FOUND The dynamic allocation return code is 0444. <sup>1</sup>
IKJ56855I	CALLER	IKJEFF02	IKJEFF18	DAIRFAIL INVALID MEMBERNAME The dynamic allocation return code is 031C. <sup>1</sup>	IKJ56868I	CALLER	IKJEFF02	IKJEFF18	DAIRFAIL type NOT CONCATENATED, A FILENAME SPECIFIED WAS NOT FOUND The dynamic allocation return code is 0308 or 0438. <sup>1</sup>
IKJ56856I	CALLER	IKJEFF02	IKJEFF18	DAIRFAIL INVALID DATA SET NAME The dynamic allocation return code is 0320. <sup>1</sup>	IKJ56869I	CALLER	IKJEFF02	IKJEFF18	DAIRFAIL type NOT operation, A FILE NAME HAS BEEN SPECIFIED MORE THAN ONCE+ FILENAMES SPECIFIED FOR CONCATENATION MUST BE UNIQUE The dynamic allocation return code is 038C. <sup>1</sup>
IKJ56857I	CALLER	IKJEFF02	IKJEFF18	DAIRFAIL INVALID SYSOUT PROGRAM NAME The dynamic allocation return code is 0324. <sup>1</sup>	IKJ56870I	CALLER	IKJEFF02	IKJEFF18	DAIRFAIL type NOT operation, RELATIVE GENERATION NUMBER EXCEEDS 35 CHARACTERS The dynamic allocation return code is 0390. <sup>1</sup>
IKJ56858I	CALLER	IKJEFF02	IKJEFF18	DAIRFAIL INVALID SYSOUT FORM NUMBER The dynamic allocation return code is 0328. <sup>1</sup>	IKJ56871I	CALLER	IKJEFF02	IKJEFF18	DAIRFAIL type NOT operation, RELATIVE GENERATION NUMBER INCOMPATIBLE FOR SPECIFIED STATUS The dynamic allocation return code is 0394. <sup>1</sup>
IKJ56859I	CALLER	IKJEFF02	IKJEFF18	DAIRFAIL INVALID DISPOSITION The dynamic allocation return code is 0338. <sup>1</sup>	IKJ56872I	CALLER	IKJEFF02	IKJEFF18	DAIRFAIL type NOT operation, DATA SET OR MEMBER IS NOT ALLOCATED TO THE FILENAME SPECIFIED The dynamic allocation return code is 0460. <sup>1</sup>
IKJ56860I	CALLER	IKJEFF02	IKJEFF18	DAIRFAIL type NOT UNALLOCATED, DELETE DISPOSITION INVALID FOR DATA SET ALLOCATED AS SHARED The dynamic allocation return code is 0358. <sup>1</sup>	IKJ56873I	CALLER	IKJEFF02	IKJEFF18	DAIRFAIL type NOT operation, DATA SET NAME SPECIFIED IS A PRIVATE CATALOG Dynamic allocation return code 0464. <sup>1</sup>
IKJ56861I	CALLER	IKJEFF02	IKJEFF18	DAIRFAIL type NOT operation, DATA SET IS OPEN The dynamic allocation return code is 0420. <sup>1</sup>	IKJ56874I	CALLER	IKJEFF02	IKJEFF18	DAIRFAIL type NOT operation, AN ERROR OCCURRED ALLOCATING OR OPENING A PRIVATE CATALOG The dynamic allocation return code is 0468. <sup>1</sup>
IKJ56862I	CALLER	IKJEFF02	IKJEFF18	DAIRFAIL type NOT operation, REQUEST DENIED BY INSTALLATION EXIT The DAIR return code is 52 (dec).	IKJ56875I	CALLER	IKJEFF02	IKJEFF18	DAIRFAIL type NOT operation, DESTINATION UNDEFINED TO SUBSYSTEM The dynamic allocation return code is 046C. <sup>1</sup>
IKJ56863I	CALLER	IKJEFF02	IKJEFF18	DAIRFAIL type NOT operation, NOT ENOUGH STORAGE TO EXECUTE COMMAND The dynamic allocation return code is 0204 or 172C. <sup>1</sup>	IKJ56876I	CALLER	IKJEFF02	IKJEFF18	DAIRFAIL type NOT operation, MUTUALLY EXCLUSIVE PARAMETERS SPECIFIED The dynamic allocation return code is 0380. <sup>1</sup>
IKJ56864I	CALLER	IKJEFF02	IKJEFF18	DAIRFAIL type NOT operation, USER NOT AUTHORIZED FOR FUNCTION SPECIFIED The dynamic allocation return code is 0368 or 0470. <sup>1</sup>	IKJ56877I	CALLER	IKJEFF02	IKJEFF18	DAIRFAIL type NOT operation, MUTUALLY INCLUSIVE PARAMETER MISSING The dynamic allocation return code is 0384. <sup>1</sup>
IKJ56865I	CALLER	IKJEFF02	IKJEFF18	DAIRFAIL FILE name NOT operation, FILE NAME CURRENTLY ASSOCIATED WITH A NON-EXPLICIT ALLOCATION+ FILE filename MUST BE FREED BEFORE USING EXPLICITLY The dynamic allocation return code is 0434. <sup>1</sup>	IKJ56878I	CALLER	IKJEFF02	IKJEFF18	DAIRFAIL type NOT operation, REQUIRED PARAMETER MISSING The dynamic allocation return code is 0388. <sup>1</sup>
IKJ56866I	CALLER	IKJEFF02	IKJEFF18	DAIRFAIL type NOT operation, CONCURRENT ALLOCATIONS WOULD BE EXECUTED The dynamic allocation return code is 0450. <sup>1</sup>	IKJ56879I	CALLER	IKJEFF02	IKJEFF18	DAIRFAIL type NOT operation, REFERENCED DATA SET NAME IS A GDG GROUP NAME The dynamic allocation return code is 0458. <sup>1</sup>

<sup>1</sup> See System Programming Library: System Macros and Facilities for a description of dynamic allocation return codes.

Message ID	Detected In	Issued By	Located In	Program	Message ID	Detected In	Issued By	Located In	Program
IKJ56880I	CALLER	IKJEFF02	IKJEFF18	DAIRFAIL	IKJ56886I	CALLER	IKJEFF02	IKJEFF18	DAIRFAIL
type NOT operation+	NUMBER OF DEVICES REQUIRED CURRENTLY UNAVAILABLE				type name NOT operation, MSS VOLUME DOES NOT EXIST+				
The dynamic allocation return code is 0224. <sup>1</sup>	VOLUME OR DEVICE IS CURRENTLY UNAVAILABLE FOR SYSTEM USE				IF YOU DID NOT SPECIFY VOLUME NAME volume CALL YOUR SYSTEM PROGRAMMER				
The dynamic allocation return code is 0228. <sup>1</sup>	SPECIFIED DEVICE IN USE WITH A VOLUME THAT CANNOT BE DISMOUNTED				The dynamic allocation return code is 049C. See the Message Library: Mass Storage System Messages publication for a detailed description of Mass Storage System (MSS) reason code 7.				
The dynamic allocation return code is 0230. <sup>1</sup>	A VOLUME SPECIFIED IS ALREADY MOUNTED ON ANOTHER DEVICE				IKJ56887I	CALLER	IKJEFF02	IKJEFF18	DAIRFAIL
The dynamic allocation return code is 0234 or 023C. <sup>1</sup>	INSUFFICIENT NUMBER OF VOLUMES HAVE BEEN SPECIFIED				type name NOT operation, MSVGP DOES NOT EXIST+				
The dynamic allocation return code is 0398. <sup>1</sup>	UNIT AND VOLUME SPECIFIED ARE NOT SAME DEVICE TYPE				IF YOU DID NOT SPECIFY MSVGP CALL YOUR SYSTEM PROGRAMMER				
The dynamic allocation return code is 039C. <sup>1</sup>	GDG PATTERN DSCB COULD NOT BE FOUND				The dynamic allocation return code is 04A0. See the Message Library: Mass Storage System Messages publication for a detailed explanation of Mass Storage System (MSS) reason code X'207'.				
The dynamic allocation return code is 048C. <sup>1</sup>	GDG PATTERN DSCB NOT MOUNTED				IKJ56888I	CALLER	IKJEFF02	IKJEFF18	DAIRFAIL
The dynamic allocation return code is 0488. <sup>1</sup>	REQUIRED CATALOG VOLUME CURRENTLY NOT MOUNTED				type name NOT operation, YOU ARE NOT AUTHORIZED TO DEFINE THIS DATA SET TO RACF+				
The dynamic allocation return code is 5704 <sup>1</sup> (CATALOG return code 4 from DAIR).					NOTIFY YOUR INSTALLATION MANAGER				
					The dynamic allocation return code is 47AC. <sup>1</sup>				
IKJ56881I	CALLER	IKJEFF02	IKJEFF18	DAIRFAIL	IKJ56889I	CALLER	IKJEFF02	IKJEFF18	DAIRFAIL
type NOT operation, DEVICE IS A CONSOLE+	DYNAMIC ALLOCATION OF A CONSOLE NOT SUPPORTED				type name NOT operation, YOUR RACF DATA SET DEFINITION ALREADY EXISTS+				
The dynamic allocation return code is 0240. <sup>1</sup>					YOU CAN DELETE OR RENAME YOUR EXISTING DATA SET				
					CONTACT RACF-COORDINATOR TO VERIFY RACF DEFINITION				
IKJ56882I	CALLER	IKJEFF02	IKJEFF18	DAIRFAIL	The dynamic allocation return code is 47A8. <sup>1</sup>				
type NOT operation, TOO MANY VOLUMES+	NUMBER OF VOLUMES SPECIFIED EXCEEDS LIMIT				IKJ56950I	IKJEES75	IKJEES75	IKJEES74	LISTBC
The dynamic allocation return code is 0480. <sup>1</sup>					IKJEES70				
					BROADCAST DATA SET NOT USABLE+				
IKJ56883I	CALLER	IKJEFF02	IKJEFF18	DAIRFAIL	I/O SYNAD ERROR				
type NOT operation, REQUEST CANCELED BY OPERATOR					An I/O error occurred.				
The dynamic allocation return code is 0484. <sup>1</sup>					CANNOT OPEN DATA SET				
					DCBOFLAGS indicated that the broadcast data set was not opened.				
IKJ56884I	CALLER	IKJEFF02	IKJEFF18	DAIRFAIL	IKJ56951I	IKJEES70	IKJEES75	IKJEES74	LISTBC
type NOT operation, SUBSYSTEM UNABLE TO SERVICE YOUR REQUEST					NO BROADCAST MESSAGES				
The dynamic allocation return code is 0478. <sup>1</sup>					No messages of the type requested were found.				
					IKJ56957I	IKJEES70	IKJEES75	IKJEES74	LISTBC
IKJ56885I	CALLER	IKJEFF02	IKJEFF18	DAIRFAIL	IKJEES75				
type name NOT operation, MSS VOLUME NOT ACCESSIBLE FROM UNIT+					NOT ENOUGH STORAGE TO EXECUTE COMMAND				
IF YOU DID NOT SPECIFY UNIT NAME CALL YOUR SYSTEM PROGRAMMER					The return code from parse was 16 or the return code from a conditional GETMAIN was 4.				
The dynamic allocation return code is 0498. Also, the operator console will receive message IEF710I, which contains the Mass Storage System (MSS) failure reason code.					IKJ56959I	IKJEES70	IKJEES75	IKJEES74	LISTBC
					IKJEES75				
					COMMAND SYSTEM ERROR+				
					SERVICE ROUTINE ERROR CODE xxxx				
					The return code from any of the service routines was not 0 or was not a code indicating a specific problem.				

## TEST Second-Level Messages

Message IDs for the TEST command processor second-level messages are dynamically assigned, so their message ID is listed as IKJ57xxxI. The messages are in alphabetic sequence by first character of the text.

<sup>1</sup> See System Programming Library: System Macros and Facilities for a description of dynamic allocation return codes.

Message ID	Detected In	Issued By	Located In	Program
IKJ57xxxI	IGC0009G	IKJEGIO	IKJEGMSG	TEST
	<b>A BREAKPOINT WAS DETECTED IN A PRIVILEGED PROGRAM</b> A breakpoint was detected in either a program running in a supervisor key or in an SVRB; because such breakpoints are impermissible, the test session is ended.			
IKJ57xxxI	IKJEGCVT	IKJEGIO	IKJEGMSG	TEST
	<b>ADDRESS address EXCEEDS MAXIMUM VIRTUAL STORAGE SIZE</b> The address given in a TSO subcommand resolves to a number larger than X'7FFFFFFF'.			
IKJ57xxxI	IKJEGPCH	IKJEGIO	IKJEGMSG	TEST
	<b>IKJEGAT</b> <b>ADDRESS IN WRITE PROTECTED STORAGE</b> The resolved address accesses storage which is protected and cannot be altered.			
IKJ57xxxI	IKJEGJST	IKJEGIO	IKJEGMSG	TEST
	<b>ADDRESS TYPE IS STORAGE AND SECOND ADDRESS IS LESS THAN FIRST</b> The second address is smaller than the first.			
IKJ57xxxI	IKJEGPCH	IKJEGIO	IKJEGMSG	TEST
	<b>ABSOLUTE VALUE TOO GREAT</b> The absolute value of the entered value is larger than that allowed for the indicated data format.			
IKJ57xxxI	IKJEGATD	IKJEGIO	IKJEGMSG	TEST
	<b>ALL LOADNAMES FOR A DEFER REQUEST MUST BE THE SAME</b> All of the load module names in the requested AT DEFER command were not the same.			
IKJ57xxxI	IKJEGGO	IKJEGIO	IKJEGMSG	TEST
	<b>AMODE MUST BE 24, 31 or SWITCH</b> You must enter a valid AMODE operand on the CALL, GO or RUN subcommand. Reenter the AMODE operand with 24, 31 or SWITCH.			
IKJ57xxxI	IKJEGOFF	IKJEGIO	IKJEGMSG	TEST
	<b>AN INVALID PDE WAS OBTAINED FROM PARSE</b> The address does not correspond to any valid type.			
IKJ57xxxI	IKJEGSYM	IKJEGIO	IKJEGMSG	TEST
	<b>module name ASSEMBLED WITHOUT TEST PARAMETER, INTERNAL SYMBOLS UNAVAILABLE</b> The TEST option was not specified on the PARM keyword in the compile step for this module name.			
IKJ57xxxI	IKJEGQFY	IKJEGIO	IKJEGMSG	TEST
	<b>ATTEMPT QUALIFICATION AT NEXT BREAKPOINT</b> The user has attempted to qualify at the current breakpoint.			
IKJ57xxxI	IKJEGJDF	IKJEGIO	IKJEGMSG	TEST
	<b>BLDL ERROR CODE 4</b> The BLDL macro instruction returned a return code of 4.			
IKJ57xxxI	IKJEGJDF	IKJEGIO	IKJEGMSG	TEST
	<b>BLDL ERROR CODE 8</b> The BLDL macro instruction returned a return code of 8.			

Message ID	Detected In	Issued By	Located In	Program
IKJ57xxxI	IKJEGOFF	IKJEGIO	IKJEGMSG	TEST
	<b>BOTH THE ACTIVE AND DEFERRED QUEUES ARE EMPTY</b> Removal of a breakpoint was requested; however, there are no breakpoints known to the TEST system.			
IKJ57xxxI	IKJEGASN	IKJEGIO	IKJEGMSG	TEST
	<b>IKJEGAT</b> <b>IKJEGDCB</b> <b>IKJEGDEB</b> <b>IKJEGQFY</b> <b>IKJEGJDF</b> <b>nnnn BOUNDARY REQUIRED</b> The required word alignment was not used; for example, fullword indicated, halfword given as address.			
IKJ57xxxI	IKJEGMNL	IKJEGIO	IKJEGMSG	TEST
	<b>IKJEGINT</b> <b>BREAKPOINT SVC ERROR CODE 4</b> An error has occurred in SVC 97 (TEST SVC).			
IKJ57xxxI	IKJEGMNL	IKJEGIO	IKJEGMSG	TEST
	<b>BREAKPOINTS ARE NO LONGER VALID</b> The breakpoints previously established in program(s) being tested are no longer in effect.			
IKJ57xxxI	IKJEGAT	IKJEGIO	IKJEGMSG	TEST
	<b>BREAKPOINTS ARE NOT SUPPORTED FOR THE mnemonic INSTRUCTION</b> TSO cannot establish a breakpoint at the instruction named in the message. TSO TEST does not support breakpoints for the PC (Program Call), PT (Program Transfer), SAC (Set Address Space Control), and SSAR (Set Secondary ASID) instructions.			
IKJ57xxxI	IKJEGCPY	IKJEGIO	IKJEGMSG	TEST
	<b>BREAKPOINTS EXIST IN FROM DATA, NOT ALLOWED FOR AND/OR SUBCOMMANDS.</b> Remove breakpoints from the 'from' data (the first operand of an AND or OR subcommand) before you issue an AND or OR subcommand.			
IKJ57xxxI	IKJEGMNL	IKJEGIO	IKJEGMSG	TEST
	<b>BREAKPOINTS SET ARE STILL VALID</b> Breakpoints previously established in program(s) being tested are still in effect.			
IKJ57xxxI	IKJEGASN	IKJEGIO	IKJEGMSG	TEST
	<b>BREAKPOINTS WERE DEACTIVATED, TO ACTIVATE, USE THE AT COMMAND</b> The breakpoints in an area of storage were removed because the indicated area was altered by an assignment.			
IKJ57xxxI	IKJEGGO	IKJEGIO	IKJEGMSG	TEST
	<b>CALL SUBCOMMAND IS EXECUTED AS SPECIFIED</b> This message is a warning that an address requested through the PARM, RESUME or RETURN keyword of the CALL subcommand is above the 16 Mb line. Since the tested program is either in 24-bit addressing mode or the user specified AMODE(24), the called program may not work properly. If the CALL does not work correctly, reissue the subcommand specifying AMODE(31).			

Message ID	Detected In	Issued By	Located In	Program	Message ID	Detected In	Issued By	Located In	Program
IKJ57xxxI	IKJEGAT	IKJEGIO	IKJEGMSG	TEST	IKJ57xxxI	IKJEGSYM	IKJEGIO	IKJEGMSG	TEST
	<b>COMMAND CHAIN LENGTH MAY NOT EXCEED 255 BYTES</b>					<b>DATA SET WITH DDNAME ddname COULD NOT BE OPENED</b>			
	The length of the subcommand list entered is greater than 255 bytes.					An attempt to OPEN the data set associated with specified ddname failed. Replace the symbolic address with an absolute or relative address.			
IKJ57xxxI	IKJEGAT	IKJEGIO	IKJEGMSG	TEST	IKJ57xxxI	IKJEGPCH	IKJEGIO	IKJEGMSG	TEST
	<b>COUNT MUST BE BETWEEN 0 AND 65535</b>					<b>DATA STRING CONTAINS AN INVALID CHARACTER</b>			
	The COUNT value entered is not within the acceptable range of values.					The value (DATA STRING) contains characters which are not correct with respect to the indicated data format.			
IKJ57xxxI	IKJEGPCH	IKJEGIO	IKJEGMSG	TEST	IKJ57xxxI	IKJEGPCH	IKJEGIO	IKJEGMSG	TEST
	<b>DATA FORMAT IS INCORRECT</b>					<b>DATA STRING TOO LONG</b>			
	The indicated data format is not one of those allowed by the ASSIGNMENT command. That is, halfword is indicated but the number will not fit into a halfword.					The length of the data string as entered is greater than that allowed for the indicated data format.			
IKJ57xxxI	IKJEGASN	IKJEGIO	IKJEGMSG	TEST					
	<b>DATA LENGTH EXCEEDS REGISTER CAPACITY</b>								
	The data string length on the assignment was longer than that which can be placed in the indicated register.								

Message ID	Detected In	Issued By	Located In	Program	Message ID	Detected In	Issued By	Located In	Program
IKJ57xxxI	IKJEGDEB	IKJEGIO	IKJEGMSG	TEST DATASET ASSOCIATED WITH DEB NOT ON A DIRECT ACCESS STORAGE DEVICE The data set is assigned to a non-DASD device.	IKJ57xxxI	IKJEGLDF	IKJEGIO	IKJEGMSG	TEST INVALID QUALIFIED ADDRESS The address validity check routine for the FREEMAIN subcommand has detected an invalid qualified address.
IKJ57xxxI	IKJEGDEB	IKJEGIO	IKJEGMSG	TEST DEBNMEXT FIELD IN DEB IS ZERO The DEB does not contain a DASD section.	IKJ57xxxI	IKJEGOFF	IKJEGIO	IKJEGMSG	TEST INVALID RANGE BEGINNING nnnnnnnnn OFF received a return code of 8 from IKJEGSRH.
IKJ57xxxI	IKJEGDCB	IKJEGIO	IKJEGMSG	TEST IKJEGDEB address EXTENDS INTO PROTECTED STORAGE A DCB extends into read-protected storage.	IKJ57xxxI	IKJEQFY	IKJEGIO	IKJEGMSG	TEST LENGTH EXCEEDS EIGHT CHARACTERS Label exceeds maximum length.
IKJ57xxxI	IKJEGOFF	IKJEGIO	IKJEGMSG	TEST IKJEGAT FIRST ADDRESS OF RANGE MUST NOT BE HIGHER THAN LAST ADDRESS An address range was specified in which the first address was greater than the last address.	IKJ57xxxI	IKJEGCPY	IKJEGIO	IKJEGMSG	TEST LENGTH MUST BE BETWEEN 0 AND 65535 The length of the data copied must be between 0 and 65535 bytes when general register notation is not used as the from and to addresses.
IKJ57xxxI	IKJEGSYM	IKJEGIO	IKJEGMSG	TEST label FOUND IN name DSECT FOR WHICH NO BASE ADDRESS EXISTS The label was found in a DSECT that has not been placed in the in-storage symbol table via the EQUATE command.	IKJ57xxxI	IKJEGCPY	IKJEGIO	IKJEGMSG	TEST LENGTH MAY NOT EXCEED 64 WHEN REGISTERS ARE SPECIFIED The user has specified registers as addresses for the COPY subcommand and has specified a length greater than 64 bytes.
IKJ57xxxI	IKJEGATD	IKJEGIO	IKJEGMSG	TEST FULLY QUALIFIED ADDRESS MUST BE GIVEN A fully-qualified address was not specified but was required.	IKJ57xxxI	IKJEGSYM	IKJEGIO	IKJEGMSG	TEST LOADED BY OS LOADER, INTERNAL SYMBOLS UNAVAILABLE The module being tested is not a member in a PDS, so there are no CESD records available from which to read any symbols.
IKJ57xxxI	IKJEGSTA	IKJEGIO	IKJEGMSG	TEST IN module ABEND CODE = xxxx, IC = nnnnnnnn INSTR IMAGE = [nnnnnnnnnn] [abend table insert] A TSO TEST module terminated abnormally. The module name, the module's storage location, and the system completion code are indicated in the message.	IKJ57xxxI	IKJEGSYM	IKJEGIO	IKJEGMSG	TEST module name LINK EDITED IN OVERLAY, NOT IN MAIN STORAGE The SVC information block does not contain a ddname for the PDS for this member, and this is not a member in the SYS1.LINKLIB.
IKJ57xxxI	IKJEGQFY	IKJEGIO	IKJEGMSG	TEST INPUT NOT RESOLVED AS LOADNAME. CSECTNAME TEST is unable to convert the input to a machine address.	IKJ57xxxI	IKJEGSYM	IKJEGIO	IKJEGMSG	TEST module name LINK EDITED WITHOUT TEST PARAMETER, INTERNAL SYMBOLS UNAVAILABLE The TEST option was not specified on the PARM keyword in the LINKEDIT step or the LOAD MODULE.
IKJ57xxxI	IKJEGQFY	IKJEGIO	IKJEGMSG	TEST INPUT NOT RESOLVED AS LOADNAME OR SYMBOL TEST is unable to convert the input to a machine address.	IKJ57xxxI	IKJEGSYM	IKJEGIO	IKJEGMSG	TEST module name LOADED BY OS LOADER, NOT ENOUGH MAIN STORAGE FOR EXTERNAL SYMBOLS This is an OBJECT module as opposed to a LOAD module; however, this OS loader has not provided CESD (symbol) information.
IKJ57xxxI	IKJEGIO	IKJEGIO	IKJEGMSG	TEST null message with capacity for six inserts The entire message is created dynamically. It contains such information as SYNAD information.	IKJ57xxxI	IKJEQU	IKJEGIO	IKJEGMSG	TEST MAXIMUM LENGTH FOR TYPE type IS nnnnn The length was adjusted.
IKJ57xxxI	IKJEGAT	IKJEGIO	IKJEGMSG	TEST INSUFFICIENT STORAGE Not enough dynamic storage could be obtained to complete the requested function.	IKJ57xxxI	IKJEQU	IKJEGIO	IKJEGMSG	TEST MINIMUM LENGTH FOR TYPE type IS nnnnn The length was adjusted.
IKJ57xxxI	IKJEGAT	IKJEGIO	IKJEGMSG	TEST INVALID OP CODE The first byte of instruction is not a valid machine operation code.	IKJ57xxxI	IKJGLDR	IKJEFIO	IKJEGMSG	TEST MAXIMUM LENGTH IS 100 The value specified in the associated first-level message has exceeded the limit of 100.

Message ID	Detected In	Issued By	Located In	Program	Message ID	Detected In	Issued By	Located In	Program
IKJ57xxxI	IGC0006A	IKJEGIO	IKJEGMSG	TEST NEITHER SYMBOLS NOR BREAKPOINTS ARE AVAILABLE FOR THE PRIVILEGED MODULE BEING ACCESSED A module is being accessed which is either in a supervisor key or is running under a SVRB. This operation is not permissible; therefore, deferred breakpoints are not activated and symbols are not available.	IKJ57xxxI	IKJEGAT IKJEGGO IKJEGCDF IKJEGWHR IKJEGCPY IKJEGTCB IKJEGQFY IKJEGLST IKJEGDCB IKJEGDEB IKJEQU	IKJEGIO	IKJEGMSG	TEST PARSE ERROR CODE 12 Parse return code was 12. The user's request was not honored.
IKJ57xxxI	IKJEGQFY	IKJEGIO	IKJEGMSG	TEST NO TCB EXISTS AT SPECIFIED ADDRESS The TCB address is invalid.	IKJ57xxxI	IKJEGIO	IKJEGIO	IKJEGMSG	TEST PRINT DATA SET MUST BE PHYSICAL SEQUENTIAL The data set organization is not physical sequential.
IKJ57xxxI	IKJEGSYM	IKJEGIO	IKJEGMSG	TEST NOT BROUGHT INTO MAIN STORAGE UNDER TEST, SYMBOLS UNAVAILABLE SVC 61 has not operated to construct the SVC information.	IKJ57xxxI	IKJEGLD	IKJEGIO	IKJEGMSG	TEST PROGRAM NOT ON LOAD LIST The DELETE subcommand was unable to delete the requested program from main storage because it was not on the load list.
IKJ57xxxI	IKJEGSYM	IKJEGIO	IKJEGMSG	TEST label NOT FOUND IN EXTERNAL SYMBOL TABLE FOR module name There are no internal symbols, and label is not in the external symbol table.	IKJ57xxxI	IKJEGLST	IKJEGIO	IKJEGMSG	TEST RANGE CONTAINS BOTH A STORAGE AND A REGISTER ADDRESS The addresses specified for TO and FROM are not compatible.
IKJ57xxxI	IKJEGQFY	IKJEGIO	IKJEGMSG	TEST symbol NOT FOUND RELATED TO SPECIFIED TCB The message is issued if unable to locate symbol after search.	IKJ57xxxI	IKJEGAT IKJEGGO IKJEQU IKJEGOFF IKJEGLD IKJEGWHR IKJEGTCB	IKJEGIO	IKJEGMSG	TEST REGISTER NOTATION MUST BE INDIRECT GENERAL REGISTER The form of the subcommand the user has specified requires that register notation be indirect general register.
IKJ57xxxI	IKJEGSYM	IKJEGIO	IKJEGMSG	TEST load module NOT FOUND UNDER THE TEST TASK STRUCTURE, SYMBOLS UNAVAILABLE LOAD MODULE The specified load module is not represented on a CDE chain under the test task structure.	IKJ57xxxI	IKJEGLST	IKJEGIO	IKJEGMSG	TEST REGISTER TYPE OF SECOND ADDRESS DIFFERS FROM FIRST The addresses specified for TO and FROM are not compatible.
IKJ57xxxI	IKJEGSYM	IKJEGIO	IKJEGMSG	TEST module NOT FROM DATA SET IN LINKLIST LIBRARY AND DDNAME UNKNOWN. SYMBOLS UNAVAILABLE. You have specified a symbolic address and, because the ddname or the data set name is unknown, the address cannot be resolved. Respecify the address as an absolute or relative address. Contact a system programmer to report this problem.	IKJ57xxxI	IKJEGCPY	IKJEGIO	IKJEGMSG	TEST REGISTER NOTATION MUST BE GENERAL REGISTER The user has specified register usage as addresses and has not used general register notation.
IKJ57xxxI	IKJEGSYM	IKJEGIO	IKJEGMSG	TEST symbol NOT IN INTERNAL SYMBOL TABLE FOR csectname The specified symbol does not appear in the CESD records for this CSECT.	IKJ57xxxI	IKJEGCPY IKJEGDCB IKJEGDEB IKJEGQFY	IKJEGIO	IKJEGMSG	TEST REGISTER NOTATION MUST BE INDIRECT GENERAL REGISTER WHEN POINTER IS SPECIFIED The user has specified the POINTER keyword with the COPY subcommand and used register notation other than indirect general register.
IKJ57xxxI	IKJEGLD	IKJEGIO	IKJEGMSG	TEST OPEN ERROR The OPEN macro has failed for the data set from which the requested module is to be loaded.	IKJ57xxxI	IKJEGAT	IKJEGIO	IKJEGMSG	TEST PART OF RANGE IS WRITE PROTECTED Part of range entered is in write-protected storage.
IKJ57xxxI	IKJEGGO	IKJEGIO	IKJEGMSG	TEST OVERLAY PROGRAMS NOT SUPPORTED BY RUN SUBCOMMAND, USE GO SUBCOMMAND RUN was specified for a program that is link edited as an overlay structure. GO may be used to execute the program instead of RUN.					
IKJ-48	TSO Terminal Messages								

Message ID	Detected In	Issued By	Located In	Program
IKJ57xxxI	IKJEGLDR	IKJEGIO	IKJEGMSG	TEST
	<b>RENAME THE member OF THE PARTITIONED DATA SET AND REISSUE TEST USING THE NEW MEMBER NAME.</b>			
	TSO has rejected the TEST command because the module name to be tested is identical to one already in the user's address space. Rename the module or add an alias to the member name specified for the partitioned data set. Reissue the TEST command using the new member name or alias.			

Message ID	Detected In	Issued By	Located In	Program
IKJ57xxxI	IKJEGLST	IKJEGIO	IKJEGMSG	TEST
	IKJEGLSA			
	<b>REQUEST EXCEEDED GREATEST VALID ADDRESS</b>			
	The list request extends beyond the highest machine address.			

May 13, 1983

Message ID	Detected In	Issued By	Located In	Program	Message ID	Detected In	Issued By	Located In	Program
IKJ57xxxI	IKJEGASN	IKJEGIO	IKEJGMSG	TEST	IKJ57005I	IKJEGINT	IKJEGIO	IKJEGMSG	TEST
	VALID DATA TYPES ARE X OR E FOR REGISTER TYPE E					MEMBER membername NOT IN DATA SET datasetname			
	Register type E was specified on the assignment with a data type other than X or E.					The member was not in the data set.			
IKJ57002I	IKJEGMNL	IKJEGIO	IKJEGMSG	TEST	IKJ57008I	IKJEGLDR	IKJEGIO	IKJEGMSG	TEST
	IKJEGINT					PARAMETER STRING LENGTH EXCEEDED			
	NO ACTIVE PROGRAM LEFT					The length of the PARM field entered on TEST command has exceeded the limit of 100 characters.			
	TEST has been brought out of a wait state but it cannot be determined which module posted it. TEST is being terminated.				IKJ57021I	IKJEGMNL	IKJEGIO	IKJEGMSG	TEST
						INVALID COMMAND			
						The command could not be found in the test subcommand tables.			



Message ID	Detected In	Issued By	Located In	Program	Message ID	Detected In	Issued By	Located In	Program
IKJ57xxxI	IKJEGCVT	IKJEGIO	IKJEGMSG	TEST SPECIFIED ADDRESS IS IN PROTECTED CORE TSO TEST address validity check routine determined that the specified address is inaccessible to the user.	IKJ57xxxI	IKJEGGO	IKJEGIO	IKJEGMSG	TEST SYSTEM CONTROL BLOCK ERROR, TEST SESSION ENDED An error was found in a system control block. The requested function cannot be completed.
IKJ57xxxI	IKJEGPCH	IKJEGIO	IKJEGMSG	TEST SPECIFIED EXPONENT IS GREATER THAN 2 DIGITS A floating point value (D or E data type) cannot have an exponent greater than two digits. Replace the exponent with a number no greater than two digits.	IKJ57xxxI	IKJEGQFY	IKJEGIO	IKJEGMSG	TEST TCB KEYWORD IS IGNORED WHEN QUALIFYING AN ADDRESS The user has not fully qualified the address.
IKJ57xxxI	IKJEGSYM	IKJEGIO	IKJEGMSG	TEST SPECIFIED SYMBOLIC ADDRESS CANNOT BE RESOLVED. ABSOLUTE OR RELATIVE ADDRESSES MAY BE USED. The symbolic address cannot be resolved under TEST. Enter HELP GO as a TEST subcommand to obtain a description of the absolute and relative addresses. Respecify the address as an absolute or relative address.	IKJ57xxxI	IKJEGMNL	IKJEGIO	IKJEGMSG	TEST TEST SESSION CANCELLED DUE TO UNRECOVERABLE SVC ERROR An unrecoverable error has occurred in an SVC used by TEST. TEST will terminate.
IKJ57xxxI	CALLER	IKJEGIO	IKJEGMSG	TEST SVC FAILED WITH A RETURN CODE OF xxxx ESTAE SVC returned with a non-zero return code.	IKJ57xxxI	IKJEGMNL	IKJEGIO	IKJEGMSG	TEST THE COMMAND ENTERED IS NOT SUPPORTED IN TEST MODE IN THIS SYSTEM An invalid subcommand or subcommand abbreviation has been entered.
IKJ57xxxI	CALLER	IKJEGIO	IKJEGMSG	TEST SVC FAILED WHEN ATTEMPTING TO OBTAIN A MODULE module name THE ABEND CODE WAS xxxx LOAD or LINK SVC returned a test module with error code. This message is issued as a first-level message only.	IKJ57xxxI	IKJEGTCB	IKJEGIO	IKJEGMSG	TEST THE data area IS IN PROTECTED STORAGE You have supplied an address on the LISTTCB subcommand that is not an address of an actual TCB. You do not have access to the data area named in the message.
IKJ57xxxI	IKJEGCPY	IKJEGIO	IKJEGMSG	TEST IKJEGLST IKJEGLSA SVC 97 PASSED A RETURN CODE OF 8 AFTER VALIDITY CHECK SVC 97 was called to validity check an address and passed back a return code of 8.	IKJ57xxxI	IKJEJQU	IKJEGIO	IKJEGMSG	TEST THE VALID RANGE IS FROM 1 TO 256 The specified length or multiplicity is outside value range.
IKJ57xxxI	IKJEGLDF	IKJEGIO	IKJEGMSG	TEST IKJEGCPY IKJEGGO IKJEGLDR IKJEGASN SVC 97 RETURN CODE NON-ZERO A subcommand process called SVC 97 and it returned a non-zero code.	IKJ57xxxI	IKJEGINT	IKJEGIO	IKJEGMSG	TEST UNABLE TO CONTINUE TEST SESSION Due to an error condition, control is returned to TMP.
IKJ57xxxI	IKJEGAT	IKJEGIO	IKJEGMSG	TEST IKJEGCVT SYMBOL LENGTH EXCEEDS EIGHT CHARACTERS The length of the symbol entered is greater than 8 characters.	IKJ57xxxI	IKJEGOFF	IKJEGIO	IKJEGMSG	TEST UNABLE TO LOCATE ADDRESS ON ACTIVE OR DEFERRED QUEUE The specified address does not exist in the list of active or deferred breakpoints.
IKJ57xxxI	IKJEGLDF	IKJEGIO	IKJEGMSG	TEST SYSTEM ABEND CODE xxxx The system has abended with the specified abend code after a task switch has occurred for the LOAD, DELETE, GETMAIN, or FREEMAIN subcommands.	IKJ57xxxI	IKJEGCIV	IKJEGIO	IKJEGMSG	TEST USER COMPLETION CODE IS xxxx The module specified in associated first-level messages has terminated abnormally with a user completion code of xxxx.
IKJ57xxxI	IKJEGCIV	IKJEGIO	IKJEGMSG	TEST SYSTEM COMPLETION CODE IS xxxx The module specified in associated first-level message has terminated abnormally with a system completion code of xxxx. See Message Library: System Codes for a description of abend codes.	IKJ57xxxI	IKJEGGO	IKJEGIO	IKJEGMSG	TEST USE THE AMODE OPERAND ON CALL, GO, OR RUN TO CHANGE THE ADDRESSING MODE A program that is executing in 24-bit addressing mode cannot access data or code that is above 16 Mb. If the address is correct, reenter the subcommand with the AMODE(31) operand. Otherwise, reenter the subcommand specifying the correct address with the appropriate AMODE operand.
					IKJ57xxxI	IKJEGASN	IKJEGIO	IKJEGMSG	TEST VALID DATA TYPES ARE X OR D FOR REGISTER TYPE D Register type D was specified on the assignment with a data type other than X or D.

May 13, 1983

Message ID	Detected In	Issued By	Located In	Program	Message ID	Detected In	Issued By	Located In	Program
IKJ57022I	IGC0009G	IKJEGIO	IKJEGMSG	TEST BREAKPOINT SVC97 FAILED WITH A PROTECTION VIOLATION A module is being accessed which is either a supervisor key or is running under an SVRB. This is invalid; the session is ended.	IKJ57090A	IKJEGLDR	IKJEGIO	IKJEGMSG	TEST ENTER COMMAND FOR CP This message is the prompting message that is issued when CP has been specified on the TEST command, which indicates a test of a command processor. The user should enter his command for his command processor test.
IKJ57023I	IKJEGMNL	IKJEGIO	IKJEGMSG	TEST PROGRAM UNDER TEST HAS TERMINATED NORMALLY The program being tested has reached successful termination. The user may enter further TEST subcommands.	IKJ57209I	IKJEGDCB	IKJEGIO	IKJEGMSG	TEST DCB FIELD NAME REQUIRED AFTER FIELD KEYWORD The name of the DCB field has been omitted.
IKJ57024I	IKJEGMNL	IKJEGIO	IKJEGMSG	TEST AT address Program being tested is stopped at the indicated breakpoint.	IKJ57219I	IKJEGTCB	IKJEGIO	IKJEGMSG	TEST TCB FIELD NAME REQUIRED AFTER FIELD KEYWORD A field in the TCB was not specified with the FIELD keyword.
IKJ57025I	IKJEGMNL	IKJEGIO	IKJEGMSG	TEST PROGRAM UNDER TEST HAS TERMINATED The program being tested has terminated and TEST is terminating.	IKJ57241I	IKJEGLST	IKJEGIO	IKJEGMSG	TEST INVALID nnnnn The user has supplied a length or multiplicity value less than 1 or greater than 256.
IKJ57031I	IKJEGOFF	IKJEGIO	IKJEGMSG	TEST INVALID BREAKPOINT ADDRESS address The specified address is not the address of a breakpoint.	IKJ57242I	IKJEGLST	IKJEGIO	IKJEGMSG	TEST IKJEGLSA RANGE EXTENDS INTO PROTECTED CORE The specified address range extends into read-protected storage.
IKJ57036I	IKJEGOFF	IKJEGIO	IKJEGMSG	TEST NO BREAKPOINT FOUND Removal of a breakpoint was requested. However, there were no breakpoints found on the active or deferred queue.	IKJ57243I	IKJEGLSA	IKJEGIO	IKJEGMSG	TEST INVALID LENGTH FOR TYPE type The specified length value is not compatible with data type.
IKJ57060I	IKJEGPCH	IKJEGIO	IKJEGMSG	TEST VALUE BEGINNING nnnnn INVALID The value entered on the assignment command is invalid. The second-level message indicates why.	IKJ57244I	IKJEGLSA	IKJEGIO	IKJEGMSG	TEST INVALID DATA FOR TYPE type The data in storage is not consistent with type requested.
IKJ57061I	IKJEGASN	IKJEGIO	IKJEGMSG	TEST UNABLE TO MODIFY CONTENTS OF REGISTER(S) Due to an error in SVC 97, TEST was unable to modify the indicated registers.	IKJ57245I	IKJEGLSA	IKJEGIO	IKJEGMSG	TEST INVALID INSTRUCTION CODE AT address The op code is not a System/370 machine instruction.
IKJ57063I	IKJEGASN	IKJEGIO	IKJEGMSG	TEST LENGTH ERROR FOR VALUE BEGINNING nnnnn The length of the data string (value) was too long for the indicated register.	IKJ57246I	IKJEGLST	IKJEGIO	IKJEGMSG	TEST IKJEGLSA LIST REQUEST INCOMPLETE The LIST request extends beyond highest machine address.
IKJ57064I	IKJEGASN	IKJEGIO	IKJEGMSG	TEST DATA TYPE ERROR FOR VALUE BEGINNING nnnnn A register was indicated but with an invalid data type for the register. See the second-level message for valid data types for the register.	IKJ57247I	IKJEGCVT	IKJEGIO	IKJEGMSG	TEST INVALID DATA FOR TYPE P An invalid packed decimal character was encountered.
IKJ57066I	IKJEGASN	IKJEGIO	IKJEGMSG	TEST DATA AREA CONTAINED BREAKPOINT(S) The area of storage that was modified contained breakpoints, which were removed.	IKJ57272I	IKJEGQFY	IKJEGIO	IKJEGMSG	TEST UNABLE TO QUALIFY symbol TEST is not able to complete the QUALIFY request.
					IKJ57273I	IKJEGQFY	IKJEGIO	IKJEGMSG	TEST LOADNAME REQUIRED WITH TCB PARAMETER The user failed to supply load name.

Message ID	Detected In	Issued By	Located In	Program	Message ID	Detected In	Issued By	Located In	Program
IKJ57274I	IKJEGQFY	IKJEGIO	IKJEGMSG	TEST	IKJ57309I	IKJEGATD	IKJEGIO	IKJEGMSG	TEST
	SPECIFIED TCB IGNORED The address supplied was not fully qualified.					UNABLE TO ESTABLISH DEFER BREAKPOINT Breakpoints specified with the DEFER option cannot be established. See the second-level message for an explanation of the error.			
IKJ57277I	IKJEGQFY	IKJEGIO	IKJEGMSG	TEST	IKJ57334I	IKJEGDEB	IKJEGIO	IKJEGMSG	TEST
	QUALIFICATION IS UNDER TCB AT address The message is issued after the QUALIFY request has been performed.					DEB DOES NOT HAVE A DIRECT ACCESS SECTION The DEB does not contain a DASD section.			
IKJ57280I	IKJEGSYM	IKJEGIO	IKJEGMSG	TEST	IKJ57335I	IKJEGDEB	IKJEGIO	IKJEGMSG	TEST
	ADDRESS symbol NOT FOUND The indicated symbol cannot be located by the symbol processor of TSO TEST. There should be an accompanying second-level message with a specific message.					DEB FIELD NAME REQUIRED AFTER FIELD KEYWORD This message is issued when the user omits the DEB field name.			
IKJ57281I	IKJEGSYM	IKJEGIO	IKJEGMSG	TEST	IKJ57336I	IKJEGSYM	IKJEGIO	IKJEGMSG	TEST
	SYMBOL symbol NOT AVAILABLE, SYSTEM ERROR Some system function failed. There should be an accompanying second-level message.					DATA HAS BEEN LOST DURING I/O PROCESSING An error was detected when the CESD/SYM records were being read from auxiliary storage. Module IKJEGSYM was attempting to resolve CSECT/SYMBOL addresses.			
IKJ57282I	IKJEGSYM	IKJEGIO	IKJEGMSG	TEST	IKJ57370I	IKJEGLDF	IKJEGIO	IKJEGMSG	TEST
	NOT ENOUGH MAIN STORAGE TO USE SYMBOLS The symbol processor issued an unsuccessful GETMAIN.					UNABLE TO LOAD PROGRAM Due to an OPEN error or BLDL error, the LOAD subcommand was unable to satisfy the user's request.			
IKJ57293I	IKJEQU	IKJEGIO	IKJEGMSG	TEST	IKJ57375I	IKJEGLDF	IKJEGIO	IKJEGMSG	TEST
	INVALID LENGTH FOR symbol, DEFAULTED TO value This message is issued if user's supplied length is not compatible with data type.					STORAGE AT address Storage was acquired successfully at this address by the GETMAIN command.			
IKJ57295I	IKJEQU	IKJEGIO	IKJEGMSG	TEST	IKJ57378I	IKJEGLDF	IKJEGIO	IKJEGMSG	TEST
	INVALID MULTIPLICITY OR LENGTH SPECIFIED The specified value is outside 1 to 256 value range.					ZERO BYTES IS INVALID COUNT FOR GETMAIN A specified number of bytes (other than 0) must be specified with the GETMAIN command.			
IKJ57296I	IKJEQU	IKJEGIO	IKJEGMSG	TEST	IKJ57379I	IKJEGLDF	IKJEGIO	IKJEGMSG	TEST
	SYMBOL TABLE IS EMPTY The symbol table in storage is empty.					MEMBER NAME MISSING, RESPECIFY The user did not specify a member name to be loaded from the PDS specified with a LOAD subcommand.			
IKJ57297I	IKJEQU	IKJEGIO	IKJEGMSG	TEST	IKJ57382I	IKJEGLDF	IKJEGIO	IKJEGMSG	TEST
	symbol NOT FOUND IN SYMBOL TABLE The symbol to be dropped is not found.					ENTRY POINT AT address The requested module was successfully loaded at this address.			
IKJ57302I	IKJEGAT	IKJEGIO	IKJEGMSG	TEST	IKJ57395I	IKJEGMAP	IKJEGIO	IKJEGMSG	TEST
	COMMAND CHAIN TOO LONG The list of commands to be executed at the specified breakpoint(s) is greater than 255 characters in length.					MAP COMPLETE LISTMAP is complete.			
IKJ57303I	IKJEGAT	IKJEGIO	IKJEGMSG	TEST	IKJ57400I	IKJEGIO	IKJEGIO	IKJEGMSG	TEST
	INVALID COUNT nnnnn The COUNT value specified is not within the acceptable range of values.					PERMANENT I/O ERROR I/O synad error exit is taken.			
IKJ57305I	IKJEGAT	IKJEGIO	IKJEGMSG	TEST	IKJ57401I	IKJEGIO	IKJEGIO	IKJEGMSG	TEST
	NO BREAKPOINTS ESTABLISHED FROM +relative offset OF RANGE BEGINNING address The breakpoint requested from relative offset through end of range is not established. Breakpoints prior to the relative offset have been established. See the second-level message for an explanation of the error.					UNABLE TO OPEN DATA SET OPEN failed to open data set successfully.			
IKJ57306I	IKJEGAT	IKJEGIO	IKJEGMSG	TEST					
	NO BREAKPOINT ESTABLISHED AT address The breakpoint specified cannot be established. See the second-level message for an explanation of the error.								

Message ID	Detected In	Issued By	Located In	Program	Message ID	Detected In	Issued By	Located In	Program
IKJ57404I	IGC0006A	IKJEGIO	IKJEGMSG	TEST TEST SVC 61 FAILED WITH A PROTECTION VIOLATION A module is being accessed which is either in a supervisor key or is running under SVRB. This operation is impermissible; therefore, deferred breakpoints are not activated and symbols are not available.	IKJ57502I	IKJEGAT IKJEGGO IKJEGDCB IKJEGDEB IKJEGQFY IKJEQU IKJEGPSW IKJEGPCH IKJEGASN IKJEGOFF IKJEGCVT	IKJEGIO	IKJEGMSG	TEST INVALID ADDRESS address An invalid address has been entered. See the second-level message for an explanation of the error.
IKJ57405I	IKJEGIO	IKJEGIO	IKJEGMSG	TEST UNABLE TO PRINT INTO DATA SET datasetname The specified data set is not compatible with access method.	IKJ57503I	IKJEGGO IKJEGDCB IKJEGDEB IKJEGST IKJEQU IKJEGMAP IKJEGPSW IKJEGPCH IKJEGOFF	IKJEGIO	IKJEGMSG	TEST NOT ENOUGH MAIN STORAGE TO EXECUTE COMMAND Not enough dynamic main storage could be obtained to allow the requested function to be completed.
IKJ57430I	IKJEGGO IKJEGLDR IKJEGSTA	IKJEGIO	IKJEGMSG	TEST subcommandname FAILED The subcommand specified could not complete due to an error. See second-level messages for an explanation of the error.	IKJ57454I	IKJEGCPY	IKJEGIO	IKJEGMSG	TEST INVALID FROM ADDRESS An invalid copy-from address has been specified for the COPY subcommand.
IKJ57454I	IKJEGCPY	IKJEGIO	IKJEGMSG	TEST INVALID FROM ADDRESS An invalid copy-from address has been specified for the COPY subcommand.	IKJ57455I	IKJEGAT IKJEQU	IKJEGIO	IKJEGMSG	TEST INVALID TO ADDRESS address The specified address is not usable.
IKJ57455I	IKJEGAT IKJEQU	IKJEGIO	IKJEGMSG	TEST INVALID TO ADDRESS address The specified address is not usable.	IKJ57456I	IKJEGCPY	IKJEGIO	IKJEGMSG	TEST INVALID LENGTH length An invalid length was specified for the COPY subcommand.
IKJ57456I	IKJEGCPY	IKJEGIO	IKJEGMSG	TEST INVALID LENGTH length An invalid length was specified for the COPY subcommand.	IKJ57457I	IKJEQU	IKJEGIO	IKJEGMSG	TEST INVALID ADDRESS RANGE BEGINNING address FROM and TO addresses are not compatible.
IKJ57457I	IKJEQU	IKJEGIO	IKJEGMSG	TEST INVALID ADDRESS RANGE BEGINNING address FROM and TO addresses are not compatible.	IKJ57461I	IKJEGCIV	IKJEGIO	IKJEGMSG	TEST COMMAND NOT FOUND The function requested in HELP command does not exist in SYS1.HELP data set.
IKJ57461I	IKJEGCIV	IKJEGIO	IKJEGMSG	TEST COMMAND NOT FOUND The function requested in HELP command does not exist in SYS1.HELP data set.	IKJ57462I	IKJEGCIV	IKJEGIO	IKJEGMSG	TEST command name ENDED DUE TO ERROR The specified command is terminated due to an error. See second-level message for an explanation of the error.
IKJ57462I	IKJEGCIV	IKJEGIO	IKJEGMSG	TEST command name ENDED DUE TO ERROR The specified command is terminated due to an error. See second-level message for an explanation of the error.	IKJ57501I	IKJEGMNL IKJEGINT	IKJEGIO	IKJEGMSG	TEST TEST ENDED DUE TO ERROR An unrecoverable error has occurred that will not allow TEST to continue. The reason for termination is described in the second-level message.
IKJ57501I	IKJEGMNL IKJEGINT	IKJEGIO	IKJEGMSG	TEST TEST ENDED DUE TO ERROR An unrecoverable error has occurred that will not allow TEST to continue. The reason for termination is described in the second-level message.	IKJ57600I	CALLER	IKJEGIO	IKJEGMSG	TEST FETCH ERROR IN module LOAD or LINK SVC returned an abend code of 106.
IKJ57600I	CALLER	IKJEGIO	IKJEGMSG	TEST FETCH ERROR IN module LOAD or LINK SVC returned an abend code of 106.	IKJ57601I	CALLER	IKJEGIO	IKJEGMSG	TEST BAD PARAMETER LIST PASSED TO SVC svc name in module+ LOAD or LINK SVC returned an abend code of 206.
IKJ57601I	CALLER	IKJEGIO	IKJEGMSG	TEST BAD PARAMETER LIST PASSED TO SVC svc name in module+ LOAD or LINK SVC returned an abend code of 206.	IKJ57602I	CALLER	IKJEGIO	IKJEGMSG	TEST SVC svc name REQUESTED TO LOAD ONLY MODULE in module+ LOAD or LINK SVC returned an abend code of 406.
IKJ57602I	CALLER	IKJEGIO	IKJEGMSG	TEST SVC svc name REQUESTED TO LOAD ONLY MODULE in module+ LOAD or LINK SVC returned an abend code of 406.	IKJ57603I	CALLER	IKJEGIO	IKJEGMSG	TEST A NON-AUTHORIZED COPY OF A SYSTEM ROUTINE WAS FOUND BY SVC svc name in module+ LOAD or LINK SVC returned an abend code of 306. or SVC svc name in module ATTEMPTED TO USE A MODULE FLAGGED NOT EXECUTABLE BY LKED LOAD or LINK SVC returned an abend code of 706.
IKJ57603I	CALLER	IKJEGIO	IKJEGMSG	TEST A NON-AUTHORIZED COPY OF A SYSTEM ROUTINE WAS FOUND BY SVC svc name in module+ LOAD or LINK SVC returned an abend code of 306. or SVC svc name in module ATTEMPTED TO USE A MODULE FLAGGED NOT EXECUTABLE BY LKED LOAD or LINK SVC returned an abend code of 706.					

**DATA SET NOT ON VOLUME**  
 The data set was not on the volume indicated in the catalog entry.

**DATA SPACE OWNED BY VSAM**  
 VSAM data set cannot be protected with the PROTECT command.

**REQUIRED VOLUME NOT MOUNTED**  
 The volume containing the data set was not on the system.

**TAPE DATA SET CANNOT BE PROTECTED BY PROTECT**  
 The PROTECT command cannot be used to protect tape data sets.

**I/O ERROR WHILE UPDATING SECURITY FLAGS DATA SET IN USE**  
 The user attempted to change the protection flags of a data set that was currently in use.

**IKJ58105I IKJEHPRO IKJEHPRO IKJSHSMG PROTECT INCORRECT PASSWORD ENTERED TWICE**  
 This message is issued while entering passwords as the result of a prompt.

**IKJ58106I IKJEHPRO IKJEHPRO IKJEHSMG PROTECT PASSWORD ALREADY EXISTS**  
 The user attempted to add or replace a duplicate name that already existed.

**IKJ58107I IKJEHPRO IKJEHPRO IKJEHSMG PROTECT PASSWORD DOES NOT EXIST**  
 The user attempted to delete or replace a nonexistent password.

**IKJ58108I IKJEHPRO IKJEHPRO IKJEHSMG PROTECT PROTECT IS FOR DATA SETS, NOT MEMBERS**  
 A member name was entered.

**IKJ58109I IKJEHPRO IKJEHPRO IKJEHSMG PROTECT USER DATA FIELD BLANK**  
 The user attempted to list a blank data field.

**IKJ58110I IKJEHPRO IKJEHPRO IKJEHSMG PROTECT INCORRECT CONTROL PASSWORD**  
 The control password supplied was incorrect.

**IKJ58111I IKJEHPRO IKJEHPRO IKJEHSMG PROTECT INVALID DATA SET NAME, dsname EXCEEDS 44 CHARACTERS**  
 The dsname entered was longer than 44 characters.

**IKJ58112I IKJEHPRO IKJEHPRO IKJEHSMG PROTECT COMMAND SYSTEM ERROR+**  
 An error occurred as a result of other than an invalid command entry.  
 PARSE ERROR CODE xxxx  
 DEFAULT ERROR CODE xxxx  
 SVC 98 RETURN CODE xxxx

**IKJ58201I IKJEHRN2 IKJEHRN2 IKJEHSMG RENAME DATA SET dsname NOT IN CATALOG**  
 The fully-qualified name could not be determined.

**IKJ58202I IKJEHRN2 IKJEHRN2 IKJEHSMG RENAME NOT ENOUGH MAIN STORAGE TO EXECUTE COMMAND**  
 A GETMAIN was issued and no space was available.

**IKJ58203I IKJEHRN2 IKJEHRN2 IKJEHSMG RENAME DATA SET dsname NOT RENAMED, EXPIRATION DATE HAS NOT PASSED+**  
 SYSTEM OPERATOR DID NOT AUTHORIZE ACCESS TO DATA SET

**IKJ58204I IKJEHRN2 IKJEHRN2 IKJEHSMG RENAME DATA SET dsname NOT USABLE+**  
 OPEN ERROR CODE xxxx  
 RENAME is unable to open data set.

**IKJ58205I IKJEHRN2 IKJEHRN2 IKJEHSMG RENAME INVALID USE OF ALIAS KEYWORD+**  
 ALIAS VALID ONLY FOR MEMBERS OF PARTITIONED DATA SETS  
 RENAME can be used to assign aliases only to members of partitioned data sets.

**IKJ58206I IKJEHRN2 IKJEHRN2 IKJEHSMG RENAME INVALID USE OF \* IN DSNAME+**  
 MORE THAN ONE \* IN DATA SET NAME  
 An asterisk '\*' cannot be specified for more than one level qualifier in the data set name.  
 \* NOT VALID AS FIRST INDEX LEVEL  
 An asterisk '\*' cannot be specified as the first-level qualifier in the data set name.

IKJ57604I	CALLER IKJEGIO IKJEGMSG TEST MODULE NOT FOUND BY SVC svc name in module+ LOAD or LINK SVC returned an abend code of 806.	IKJ57657I	IKJEGGO IKJEGIO IKJEGMSG TEST SPECIFIED ADDRESS address IS ABOVE 16 MEGABYTES BUT CURRENT ADDRESSING MODE IS 24-bit +  The address specified on the subcommand is above 16 Mb and cannot be executed in 24-bit mode. Either the tested program is in 24-bit addressing mode or AMODE(24) has been specified on CALL, GO or RUN subcommands. If the address is correct, reenter the subcommand adding the AMODE(31) operand. If the address is incorrect, reenter the subcommand while specifying the correct address and an appropriate value for the AMODE operand.
IKJ57606I	CALLER IKJEGIO IKJEGMSG TEST SVC svc name in module DETECTED AN INTERLOCK IN USING A SERIALLY REUSABLE MODULE LOAD or LINK SVC returned an abend code of A06.	IKJ57658I	IKJEGMAP IKJEGIO IKJEGMSG TEST INFORMATION FOR SUBPOOLS IS INCOMPLETE  The LISTMAP subcommand processor has terminated after displaying the information available from the Virtual Storage Manager (VSM). Due to a problem with VSM, all of the information is not available.
IKJ57650I	IKJEGGO IKJEGIO IKJEGMSG TEST ADDRESS address IS ABOVE 16 MEGABYTES. CURRENT ADDRESSING MODE IS 24-BIT. POSSIBLE USER ERROR. +  This message is a warning that an address requested on the PARM, RESUME or RETURN keywords of the CALL subcommand is above the 16 Mb line. Since the tested program is either in 24-bit addressing mode or the user specified AMODE(24), the called program may not work properly. If the CALL does not work as expected, reissue the CALL subcommand specifying AMODE(31).	IKJ57659I	IKJEGMAP IKJEGIO IKJEGMSG TEST ERROR OBTAINING SUBPOOL INFORMATION  The LISTMAP subcommand processor of TSO TEST was unable to display subpool information because of an error with the Virtual Storage Manager (VSM).
IKJ57651I	IKJEGGO IKJEGIO IKJEGMSG TEST INVALID AMODE OPERAND operand  You have entered an invalid AMODE operand on the CALL GO, or RUN subcommands. Reenter the subcommand with a valid addressing mode: 24, 31 or SWITCH.	IKJ57660I	IKJEGIO IKJEGIO IKJEGMSG TEST DSNAME WHEN FULLY QUALIFIED WILL EXCEED 44 CHARACTERS  You have entered a data set name as an operand of the PRINT keyword. That name will exceed 44 characters when fully qualified with the userid. A data set name cannot be longer than 44 characters.
IKJ57652I	IKJEGDCB IKJEGIO IKJEGMSG TEST IKJEGDEB IKJEGPSW IKJEGTCB  control block LOCATED AT address  Prior to formatting the control block on the LISTDCB, LISTPSW, LISTDEB, or LISTTCB subcommands, the TSO TEST command processor displays the address of the control block.	IKJ57661I	IKJEGAT IKJEGIO IKJEGMSG TEST NO BREAKPOINT ESTABLISHED AT + relative offset IN THE RANGE BEGINNING AT address+  No breakpoint is set for the specified instruction. TSO TEST does not support breakpoints for the PC (program call), PT (Program Transfer), SAC (Set Address Space Control), and SSAR (Set Secondary ASID) instructions.
IKJ57653I	IKJEGINT IKJEGINT IKJEGMSG TEST TEST FAILED. LOGOFF AND THEN LOGON IN ORDER TO USE TEST.  The TSO TEST command processor has terminated because it was unable to initialize the data areas necessary to perform its processing. To use TEST, LOGOFF and then LOGON.	IKJ58101I	IKJEHPRO IKJEHPRO IKJEHSMG PROTECT UNABLE TO PROTECT DATA SET dsname+ PASSWORD DATA SET NOT FOUND PASSWORD DATA SET FULL I/O ERROR IN PASSWORD DATA SET  Password protection was not applied to the specified data set.
IKJ57654I	IKJEGLDR IKJEGIO IKJEGMSG TEST MODULE name ALREADY LOADED IN USER'S ADDRESS SPACE. MODULE NAME IDENTICAL TO SPECIFIED MEMBER NAME.  Rename the module so that it is not identical to the name of the module already loaded in your address space.	IKJ58102I	IKJEHPRO IKJEHPRO IKJEHSMG PROTECT NOT ENOUGH MAIN STORAGE TO EXECUTE COMMAND  A GETMAIN was issued and no space was available.
IKJ57655I	IKJEGATN IKJEGIO IKJEGMSG TEST TESTED PROGRAM WAS EXECUTING IN CROSS MEMORY MODE AND CANNOT BE RESTARTED IN THAT ENVIRONMENT.  An attention request interrupted the program being tested and destroyed the cross-memory environment. Do not attempt to use TEST to restart the program in cross-memory mode. Do not specify subcommands such as GO, RUN or WHERE without operands.	IKJ58103I	IKJEHPRO IKJEHPRO IKJEHSMG PROTECT DATA SET dsname NOT IN CATALOG  The partially-qualified data set names not cataloged cannot be protected using the TSO PROTECT command.
IKJ57656I	IKJEGCPY IKJEGIO IKJEGMSG TEST BREAKPOINTS FOUND IN TO DATA AREA  The TSO TEST command processor has removed breakpoints pointed to by the second operand of an AND, OR or COPY subcommand. The processor removed the breakpoints while executing the subcommand.	IKJ58104I	IKJEHPRO IKJEHPRO IKJEHSMG PROTECT UNABLE TO MODIFY PROTECTION FLAGS OF DATA SET dsname+  DSCB of the data set could not be modified; however, entry was made in the PASSWORD data set. See message IEH221 in Message Library: System Messages for recovery procedures.

**DATA SET NAMES USED ° AT DIFFERENT LEVELS**

An asterisk '\*' was specified as a level qualifier in the current data set name. An asterisk was also specified as a level qualifier in the new data set name but at a different level.

**° CANNOT BE USED WITH MEMBER**

An asterisk '\*' cannot be specified as a level qualifier in the data set name when a member name is specified.

- IKJ58207I IKJEHRN2 IKJEHRN2 IKJEHSMG RENAME**  
**UNABLE TO RENAME DATA SET dsname+**  
 The data set could not be renamed.  
**RENAME ERROR CODE xxxx**  
 There was a non-zero return code from the system RENAME macro instruction (probable I/O error).  
**BLDL ERROR CODE xxxx**  
 A non-zero return code from the system BLDL macro instruction occurred when assigning aliases to members.  
**STOW ERROR CODE xxxx**  
 A non-zero return code from the system STOW macro instruction occurred when renaming members.  
**DATA SET RESIDES ON MULTIPLE VOLUMES**  
 RENAME does not support multiple volumes.
- IKJ58208I IKJEHRN2 IKJEHRN2 IKJEHSMG RENAME**  
**INVALID USE OF COMMAND+**  
**BOTH MEMBERS MUST BE FROM THE SAME PARTITIONED DATA SET**  
 On a RENAME command, the new member name was in a partitioned data set different from the current member name.  
**A DATA SET CANNOT BE RENAMED TO A MEMBER NAME**  
 On a RENAME command, the new name specified a member of a partitioned data set, but the current name was not.  
**A MEMBER NAME CANNOT BE RENAMED TO A DATA SET**  
 On a RENAME command, the new name was not a member of a partitioned data set, but the current name was.
- IKJ58209I IKJEHRN2 IKJEHRN2 IKJEHSMG RENAME**  
**DATA SET NAME REQUIRED WHEN MEMBER member SPECIFIED**  
 The PDS in which member is located was not specified.
- IKJ58210I IKJEHRN2 IKJEHRN2 IKJEHSMG RENAME**  
**DATA SET RENAMED BUT DSNAME STILL CATALOGED+**  
 RENAME was unable to recatalog. The data set on the volume was renamed while the old catalog entry still exists.  
**CATALOG ERROR CODE xxxx**  
 There was a non-zero return code from system's CATALOG macro instruction.
- IKJ58211I IKJEHRN2 IKJEHRN2 IKJEHSMG RENAME**  
**DATA SET dsname NOT ALLOCATED, TOO MANY DATA SETS+**  
**USE FREE COMMAND TO FREE UNUSED DATA SETS**  
 The user has allocated the maximum number of data sets.

- IKJ58212I IKJEHRN2 IKJEHRN2 IKJEHSMG RENAME**  
**DATA SET dsname NOT ALLOCATED, DATA SET NOT ON VOLUME+**  
**CATALOG INFORMATION INCORRECT**  
 Either the catalog information was not correct or the data set did not exist.
- IKJ58213I IKJEHRN2 IKJEHRN2 IKJEHSMG RENAME**  
**DATA SET dsname NOT ALLOCATED, REQUIRED VOLUME NOT MOUNTED+**  
**VOLUME OR CVOL NOT ON SYSTEM AND CANNOT BE ACCESSED**  
 An attempt to allocate a data set has failed; a required volume, a CVOL, or a volume containing SYSCTLG was not mounted.
- IKJ58214I IKJEHRN2 IKJEHRN2 IKJEHSMG RENAME**  
**DATA SET dsname NOT ALLOCATED, SYSTEM OR INSTALLATION ERROR+**  
 The allocation failure was not caused by a user error.  
**DYNAMIC ALLOCATION ERROR CODE xxxx**  
 There was a non-zero return code from DAIR.  
**CATALOG I/O ERROR**  
 There was a permanent I/O error in catalog.  
**CATALOG ERROR CODE xxxx**  
 There was a non-zero return code from the system CATALOG macro instruction.
- IKJ58215I IKJEHRN2 IKJEHRN2 IKJEHSMG RENAME**  
**DATA SET dsname ALREADY IN USE, TRY LATER+**  
**DATA SET IS ALLOCATED TO ANOTHER JOB OR USER**  
 The specified data set could not be permanently allocated to this user.
- IKJ58216I IKJEHRN2 IKJEHRN2 IKJEHSMG RENAME**  
**PROPER PASSWORD NOT SUPPLIED FOR dsname**  
 To rename a protected data set, a correct password has to be specified.
- IKJ58217I IKJEHRN2 IKJEHRN2 IKJEHSMG RENAME**  
**SPECIFIED MEMBER NOT IN DATA SET dsname member**  
 The specified member name could not be found in the specified partitioned data set.
- IKJ58218I IKJEHRN2 IKJEHRN2 IKJEHSMG RENAME**  
**INVALID DATA SET NAME, 'dsname' EXCEEDS 44 CHARACTERS**  
 The dsname must contain 44 characters or less.
- IKJ58219I IKJEHRN2 IKJEHRN2 IKJEHSMG RENAME**  
**NO DATA SETS FOUND TO MATCH ° IN DSNAME**  
 The catalog did not contain any data sets with specified qualifiers.
- IKJ58220I IKJEHRN2 IKJEHRN2 IKJEHSMG RENAME**  
**DATA SET dsname NOT ON A DIRECT ACCESS DEVICE, NOT SUPPORTED**  
 Data sets are renamed on direct access devices only.
- IKJ58221I IKJEHRN2 IKJEHRN2 IKJEHSMG RENAME**  
**DATA SET NAME DSNAME RESIDES ON MULTIPLE VOLUMES, NOT SUPPORTED**  
 RENAME does not support multiple volume renaming.

Message ID	Detected In	Issued By	Located In	Program	Message ID	Detected In	Issued By	Located In	Program
IKJ58222I	IKJEHRN2	IKJEHRN2	IKJEHSMG	RENAME DATA SET dsname ALREADY EXISTS A data set is already cataloged or exists on the volume.					
IKJ58223I	IKJEHRN2	IKJEHRN2	IKJEHSMG	RENAME MEMBER member ALREADY EXISTS PDS cannot contain duplicate member names.					DIRECTORY STRUCTURE ERROR The PDS directory structure was in error. I/O SYNAD ERROR DURING DIRECTORY SEARCH synad info The directory could not be read; synad info provides additional information.
IKJ58224I	IKJEHRN2	IKJEHRN2	IKJEHSMG	RENAME MEMBER SPECIFIED BUT dsname NOT A PARTITIONED DATA SET Member applies to a partitioned data set only.	IKJ58302I	IKJEHAL1	IKJEHAL1	IKJEHALM	LISTALC NO DATA SETS ALLOCATED No data sets are allocated to the user.
IKJ58225I	IKJEHRN2	IKJEHRN2	IKJEHSMG	RENAME COMMAND SYSTEM ERROR+ The error was not the result of an invalid command. PARSE ERROR CODE xxxx DAIR ERROR CODE xxxx DEFAULT ERROR CODE xxxx	IKJ58303I	IKJEHAL1	IKJEHAL1	IKJEHALM	LISTALC NOT ENOUGH MAIN STORAGE TO LIST { HISTORY } { MEMBERS } { SYSNAMES } Main storage was not available for a work area.
IKJ58226I	IKJEHRN2	IKJEHRN2	IKJEHSMG	RENAME NO SPACE IN DIRECTORY FOR ALIAS The PDS directory was full.	IKJ58304I	IKJEHAL1	IKJEHAL1	IKJEHALM	LISTALC COMMAND SYSTEM ERROR+ The error was not due to the user. PARSE ERROR CODE xxxx
IKJ58227I	IKJEHRN2	IKJEHRN2	IKJEHSMG	RENAME DATA SET NAME dsname WILL CREATE INVALID CATALOG STRUCTURE+ The dsname cannot be used for a new entry. A QUALIFIER CANNOT BE BOTH AN INDEX AND THE LAST QUALIFIER OF A DATA SET NAME This data set name is inconsistent with the existing catalogue structure.	IKJ58305I	IKJEHAL1	IKJEHAL1	IKJEHALM	LISTALC NOT ENOUGH MAIN STORAGE TO EXECUTE COMMAND Working storage was not available to the parse service routine.
IKJ58228I	IKJEHRN2	IKJEHRN2	IKJEHSMG	RENAME UNABLE TO CATALOG DSNAME+ CATALOG ERROR CODE xxxx The data set was not renamed.	IKJ58500I	IKJEHDS1	IKJEHDS1	IKJEHDSM	LISTDS DATA SET ATTRIBUTES NOT AVAILABLE+ The DSCB was not usable for the specified data set. OBTAIN ERROR CODE xxxx VOLUME NOT ON SYSTEM AND CANNOT BE ACCESSED
IKJ58229I	IKJEHRN2	IKJEHRN2	IKJEHSMG	RENAME DATA SET dsname NOT ALLOCATED+ INVALID UNIT IN USER ATTRIBUTE DATA SET The user was not authorized to use specified unit type. NO UNIT AVAILABLE The online unit needed was not available.	IKJ58501I	IKJEHMEM	IKJEHDS1	IKJEHDSM	LISTDS MEMBERS NOT AVAILABLE+ The members information for PDS could not be listed. NOT ENOUGH MAIN STORAGE Main storage was not available for work area. DIRECTORY STRUCTURE ERROR The PDS directory structure was in error. I/O SYNAD ERROR DURING DIRECTORY SEARCH synad info The directory cannot be read; synad info provides additional information.
IKJ58300I	IKJEHAL1	IKJEHAL1	IKJEHALM	LISTALC HISTORY NOT AVAILABLE+ The history information requested could not be listed. REQUIRED VOLUME NOT MOUNTED The volume containing the data set was not mounted. DATA SET NOT ON VOLUME The volume specified in catalog did not contain data set. LOCATE ERROR CODE xxxx I/O ERROR DURING OBTAIN, CODE xxx	IKJ58502I	IKJEHDS1	IKJEHDS1	IKJEHDSM	LISTDS DIRECTORY INFORMATION NOT AVAILABLE+ PDS directory information could not be listed. MEMBER NOT FOUND The specified member was not in the data set. I/O ERROR DURING BLDL BLDL macro detected an error in the PDS directory. DATA SET IS NOT A PARTITIONED DATA SET
IKJ58301I	IKJEHAL1	IKJEHAL1	IKJEHALM	LISTALC MEMBERS NOT AVAILABLE+ The PDS members information requested could not be listed. NOT ENOUGH MAIN STORAGE Main storage was not available for a work area.	IKJ58503I	IKJEHDS1	IKJEHDS1	IKJEHDSM	LISTDS DATA SET dsname NOT IN CATALOG The specified data set name was not cataloged.
					IKJ58504I	IKJEHMEM	IKJEHDS1	IKJEHDSM	LISTDS COMPLETE VOLUME LIST NOT AVAILABLE+



Message ID	Detected In	Issued By	Located In	Program	Message ID	Detected In	Issued By	Located In	Program
				LOCATE ERROR CODE xxxx There was a non-zero return code from the LOCATE macro instruction. JFCB EXTENSION NOT AVAILABLE The data set was not cataloged and resided on more than five volumes.	IKJ58513I	IKJEHDS1	IKJEHDS1	IKJEHDSM	LISTDS INVALID DATA SET NAME, dsname EXCEEDS 44 CHARACTERS Data set names cannot exceed 44 characters.
IKJ58505I	IKJEHLBL	IKJEHLBL	IKJEHDSM	LISTDS LABEL INFORMATION NOT AVAILABLE+ The data set label could not be read. OBTAIN ERROR CODE xxxx	IKJ58514I	IKJEHDS1	IKJEHDS1	IKJEHDSM	LISTDS DATA SET dsname NOT USABLE+ OPEN ERROR CODE xxxx OPEN CODE xxxx OPEN macro instruction abended with the specified return code.
IKJ58506I	IKJEHDS1	IKJEHDS1	IKJEHDSM	LISTDS DATA SET dsname NOT ALLOCATED, TOO MANY DATA SETS+ USE FREE COMMAND TO FREE UNUSED DATA SETS The user has allocated the maximum number of data sets.	IKJ58516I	IKJEHDS1	IKJEHDS1	IKJEHDSM	LISTDS INVALID USE OF * IN data set name+ * NOT ALLOWED AT FIRST LEVEL An asterisk '*' cannot be specified as the first-level qualifier in the data set name. MORE THAN ONE * NOT ALLOWED An asterisk '*' cannot be specified for more than one level qualifier in the data set name.
IKJ58507I	IKJEHDS1	IKJEHDS1	IKJEHDSM	LISTDS DATA SET dsname NOT ALLOCATED, REQUIRED VOLUME NOT MOUNTED+ VOLUME NOT ON SYSTEM AND CANNOT BE ACCESSED An attempt to allocate a data set has failed; a required volume, a CVOL, or a volume containing SYSCTLG was not mounted.	IKJ58517I	IKJEHDS1	IKJEHDS1	IKJEHDS1	LISTDS UNABLE TO LIST * NAME OR LEVEL+ * NOT ALLOWED AT FIRST LEVEL An asterisk '*' cannot be specified as the first-level qualifier in the data set name. MORE THAN ONE * NOT ALLOWED An asterisk '*' cannot be specified for more than one level qualifier in the data set name.
IKJ58508I	IKJEHDS1	IKJEHDS1	IKJEHDSM	LISTDS DATA SET dsname NOT ALLOCATED, SYSTEM OR INSTALLATION ERROR+ Failure to allocate data set was not due to user. DYNAMIC ALLOCATION ERROR CODE xxxx There was a non-zero return code from the DAIR service routine. CATALOG I/O ERROR The CATALOG macro instruction detected an I/O error.	IKJ58518I	IKJEHDS1	IKJEHDS1	IKJEHDS1	LISTDS NO DATA SETS FOUND TO MATCH * IN DSNAME The catalog did not contain any data sets with specified qualifiers.
IKJ58509I	IKJEHDS1	IKJEHDS1	IKJEHDSM	LISTDS DATA SET NAME REQUIRED WHEN MEMBER name IS SPECIFIED The user did not specify name of the PDS.	IKJ58600I	IKJEHDEF	IKJEHDEF	IKJEHDEF	DEFAULT QUALIFIERS FOR DATA SET dsname ARE Valid qualifiers for the given data set are listed.
IKJ58510I	IKJEHDS1	IKJEHDS1	IKJEHDSM	LISTDS DATA SET dsname ALREADY IN USE TRY LATER+ DATA SET IS ALLOCATED TO ANOTHER USER OR JOB The data set was allocated to another user or was permanently allocated to the requestor.	IKJ58601A	IKJEHDEF	IKJEHDEF	IKJEHDEF	DEFAULT ENTER QUALIFIER+ The user is being prompted to enter a valid qualifier for the given data set. DATA SET NAME WAS NOT FULLY QUALIFIED ENTER DESIRED QUALIFIER FROM ABOVE LIST Select a valid qualifier for the given data set.
IKJ58511I	IKJEHDS1	IKJEHDS1	IKJEHDSM	LISTDS NOT ENOUGH MAIN STORAGE TO EXECUTE COMMAND Working storage was not available to the parse service routine.	IKJ58602I	IKJEHDEF	IKJEHDEF	IKJEHDEF	DEFAULT INVALID QUALIFIER nnnnnnnnn The qualifier selected is invalid for the given data set.
IKJ58512I	IKJEHDS1	IKJEHDS1	IKJEHDSM	LISTDS COMMAND SYSTEM ERROR+ The error was not caused by the user. PARSE ERROR CODE xxxx DYNAMIC ALLOCATION ERROR CODE xxxx There was a non-zero return code from the DAIR service routine.	IKJ58603A	IKJEHDEF	IKJEHDEF	IKJEHDEF	DEFAULT REENTER+ Enter a valid qualifier for the given data set. ONLY QUALIFIERS LISTED ARE VALID QUALIFIERS FOR THIS DATA SET NAME REENTER DESIRED QUALIFIER FROM ABOVE LIST Select a valid qualifier for the given data set. QUALIFIERS CONTAIN FROM 1 TO 8 ALPHANUMERIC CHARACTERS REENTER Enter a valid qualifier for the given data set.

Message ID	Detected In	Issued By	Located In	Program	Message ID	Detected In	Issued By	Located In	Program
IKJ58604A	IKJEHDEF	IKJEHDEF	IKJEHDEF	DEFAULT	IKJ76011I	AKJLKLO1	AKJLKMSG	AKJLKMSG	LINK/LOADGO
	<b>ENTER OLD OR NEW QUALIFIER+</b> Enter a valid old or new qualifier for given data set. <b>DATA SET NAME WAS NOT FULLY QUALIFIED</b> <b>ENTER NEW QUALIFIER OR ONE FROM ABOVE LIST</b> Enter a valid qualifier for the given data set.					<b>DATA SET dsname NOT IN CATALOG</b> (1) Either an attempt to allocate a (presumably) existing data set has failed; the data set name was not found in the catalog; or (2) an attempt to allocate a data set other than the load module output or listing output data sets has failed; the data set name is inconsistent with the existing catalog structure. Prompting for a new data set name will follow.			
IKJ58605I	IKJEHDEF	IKJEHDEF	IKJEHDEF	DEFAULT	IKJ76013I	AKJLKLO1	AKJLKMSG	AKJLKMSG	LINK/LOADGO
	<b>DATA SET NAME dsname NOT COMPLETE</b> Enter a valid data set name containing 1 to 44 alphameric characters.					<b>DATA SET dsname NOT IN CATALOG</b> (1) Either an attempt to allocate a (presumably) existing data set has failed; the data set name was not found in the catalog; or (2) an attempt to allocate a data set other than the load module output or listing output data sets has failed; the data set name is inconsistent with the existing catalog structure. Prompting for a new data set name is not possible.			
IKJ58606A	IKJEHDEF	IKJEHDEF	IKJEHDEF	DEFAULT	IKJ76023I	AKJLKLO1	AKJLKMSG	AKJLKMSG	LINK/LOADGO
	<b>ENTER QUALIFIER FOR dsname+</b> Select a valid qualifier for the given data set. <b>DATA SET NAME WAS NOT FULLY QUALIFIED</b> <b>ENTER NEW QUALIFIER</b> Enter a valid qualifier for the given data set name.					<b>{DATA SET dsname} NOT ALLOCATED, TOO MANY {UTILITY DATA SET} DATA SETS+</b> <b>USE FREE COMMAND TO FREE UNUSED DATA SETS</b> The return code was 16. An attempt to allocate a data set has failed; previous allocations have exhausted the available entries in the task I/O table (TIOT).			
IKJ58607I	IKJEHDEF	IKJEHDEF	IKJEHDEF	DEFAULT	IKJ76033I	AKJLKLO1	AKJLKMSG	AKJLKMSG	LINK/LOADGO
	<b>DATA SET dsname IS ABOUT TO BE REUSED</b> The data set name given is a duplicate but may be used.					<b>DATA SET dsname NOT ALLOCATED, DATA SET NOT ON VOLUME+</b> <b>CATALOG INFORMATION INCORRECT</b> The return code is 12, the DAIR return code was X'6708'. An attempt to allocate a data set has failed; the required DSCB was not found in the VTOC on the required volume.			
IKJ58608A	IKJEHDEF	IKJEHDEF	IKJEHDEF	DEFAULT	IKJ76043I	AKJLKLO1	AKJLKMSG	AKJLKMSG	LINK/LOADGO
	<b>ENTER CARRIER RETURN TO CONTINUE OR ATTENTION TO RESPECIFY COMMAND</b> Choose either continued processing of the current command or entering of a new command.					<b>DATA SET dsname NOT ALLOCATED, REQUIRED VOLUME NOT MOUNTED+</b> The DAIR return code was X'08' or X'0C.' An attempt to allocate a data set has failed; a required volume, a CVOL, or a volume containing SYSCTLG was not mounted. <b>VOLUME OR CVOL NOT ON SYSTEM AND CANNOT BE ACCESSED</b>			
IKJ58609I	IKJEHDEF	IKJEHDEF	IKJEHDEF	DEFAULT	IKJ76053I	AKJLKLO1	AKJLKMSG	AKJLKMSG	LINK/LOADGO
	<b>DATA SET NAME dsname CANNOT BE RESOLVED; SYSTEM ERROR</b> The data set name is not valid in the catalog, causing a system error. <b>PUTLINE ERROR CODE xxxx</b> <b>PUTGET ERROR CODE xxxx</b> <b>LOCATE ERROR CODE xxxx</b> <b>GETMAIN ERROR CODE xxxx</b>					<b>{DATA SET dsname} NOT ALLOCATED, SYSTEM OR {UTILITY DATA SET} INSTALLATION ERROR+</b> An attempt to allocate a data set has failed for one of the reasons below: <b>DYNAMIC ALLOCATION ERROR CODE xxxx</b> An error was detected by DAIR in allocating a data set. <b>CATALOG ERROR CODE xxxx</b> An error was detected by catalog. <b>CATALOG I/O ERROR</b> A permanent I/O error occurred while processing the catalog. <b>DADSM ERROR CODE xxxx</b> An error was detected by DADSM in allocating a data set.			
IKJ58610I	IKJEHDEF	IKJEHDEF	IKJEHDEF	DEFAULT					
	<b>DATA SET NAME dsname NOT FULLY QUALIFIED</b> Enter a valid qualifier for the given data set name.								
IKJ60739I	IKJEFATT	IKJEFATT	IKJEFATT	ATTRIB					
	<b>PARSE RETURN CODE IS xxxx</b> <b>GENTRANS RETURN CODE IS xxxx</b> Parse returned a code other than 0, 4, or 16 or GENTRANS returned a code other than 0 or 12. This message is the second level to IKJ60743I.								
IKJ60741I	IKJEFATT	IKJEFATT	IKJEFATT	ATTRIB					
	<b>NOT ENOUGH MAIN STORAGE TO EXECUTE COMMAND</b> Parse or GENTRANS issued a GETMAIN, and no space was available.								
IKJ60743I	IKJEFATT	IKJEFATT	IKJEFATT	ATTRIB					
	<b>COMMAND SYSTEM ERROR</b> Parse or GENTRANS failure. The second-level message from parse is IKJ60739I.								

Message ID	Detected In	Issued By	Located In	Program
IKJ76063I	AKJLKL01	AKJLKMSG	AKJLKMSG	LINK/LOADGO
	DATA SET dsname ALREADY IN USE, TRY LATER+ The DAIR return code was X'0210'. DATA SET IS ALLOCATED TO ANOTHER JOB OR USER An attempt to allocate a data set has failed; the data set is currently allocated to another user and its disposition is incompatible with the allocation requested (for example, the previous allocation was OLD and the allocation requested was SHR).			
IKJ76073I	AKJLKL01	AKJLKMSG	AKJLKMSG	LINK/LOADGO
	CONTROL STATEMENT DATA SET NOT USABLE+ The attempt to allocate a data set for the passage of control statements accepted from the terminal to the linkage editor has failed for one of the reasons below. I/O SYNAD ERROR An I/O error occurred while using the data set specified by the control card. OPEN ERROR The specified data set could not be opened.			
IKJ76080A	AKJLKL01	AKJLKMSG	AKJLKMSG	LINK/LOADGO
	ENTER CONTROL STATEMENTS The user is being prompted for control statements to be accepted from the terminal and passed to the linkage editor (see also message IKJ76083I).			
IKJ76083I	AKJLKL01	AKJLKMSG	AKJLKMSG	LINK/LOADGO
	CONTROL STATEMENTS MISSING Control statements were specified to be input from the terminal, but noprompt mode was in effect.			
IKJ76091I	AKJLKL01	AKJLKMSG	AKJLKMSG	LINK/LOADGO
	INVALID CONTROL STATEMENT image+ The control statement entered was not acceptable to the linkage editor. STATEMENT EXCEEDS 70 CHARACTERS The control statement went past column 70. INVALID OPERATION The operation specified in the control statement was invalid for the linkage editor.			
IKJ76100A	AKJLKL01	AKJLKMSG	AKJLKMSG	LINK/LOADGO
	REENTER The user is being prompted for reentry of a linkage editor control statement accepted from the terminal in which an error was detected (see message IKJ76091I).			
IKJ76111I	AKJLKL01	AKJLKMSG	AKJLKMSG	LINK/LOADGO
	END OF CONTROL STATEMENTS A null line was encountered indicating the end of terminal input.			
IKJ76121I	AKJLKL01	AKJLKMSG	AKJLKMSG	LINK/LOADGO
	INVALID DATA SET NAME, dsname EXCEEDS 44 CHARACTERS A qualified data set name cannot exceed 44 characters. Prompting will be done.			
IKJ76123I	AKJLKL01	AKJLKMSG	AKJLKMSG	LINK/LOADGO
	INVALID DATA SET NAME, dsname EXCEEDS 44 CHARACTERS A qualified data set name cannot exceed 44 characters. Prompting is not possible.			

Message ID	Detected In	Issued By	Located In	Program
IKJ76133I	AKJLKL01	AKJLKMSG	AKJLKMSG	LINK/LOADGO
	dsname NOT A PARTITIONED DATA SET+ A {LOAD MODULE} DATA SET MUST BE {LIBRARY} PARTITIONED The dynamic allocation return code (converted by DAIR) was X'0330'. The attempt to allocate the library or load module output data set has failed; the data set exists but is not a partitioned data set.			
IKJ76143I	AKJLKL01	AKJLKMSG	AKJLKMSG	LINK/LOADGO
	MEMBER member NOT IN DATA SET dsname+ The specified member could not be found in the data set. BLDL returned a non-zero return code. TEMPNAME ASSUMED AS MEMBER NAME The attempt to allocate an input data set has failed; the specified member name or, by default, the member name tempname, was not found in the partitioned data set.			
IKJ76151I	AKJLKL01	AKJLKMSG	AKJLKMSG	LINK/LOADGO
	VALID TYPES FOR DATA SET dsname ARE OBJ AND DATA The allocation of an input data set cannot be made because (1) the rightmost qualifier was not specified in the data set name and (2) both of the valid input data sets exist (that is, those data set names which have as their rightmost qualifiers OBJ and DATA). Link command only (see also messages IKJ76170A and IKJ76173I).			
IKJ76161I	AKJLKL01	AKJLKMSG	AKJLKMSG	LINK/LOADGO
	VALID TYPES FOR DATA SET dsname ARE LOAD AND OBJ The allocation of an input data set cannot be made because (1) the rightmost qualifier was not specified in the data set name and (2) both of the valid input data sets exist (that is, those data set names which have as their rightmost qualifiers OBJ and LOAD). Load command only (see also messages IKJ76170A and IKJ76173I).			
IKJ76170A	AKJLKL01	AKJLKMSG	AKJLKMSG	LINK/LOADGO
	ENTER TYPE The user is being prompted for the rightmost qualifier of an input data set name (see messages IKJ76151I and IKJ76161I; see also message IKJ76173I).			
IKJ76173I	AKJLKL01	AKJLKMSG	AKJLKMSG	LINK/LOADGO
	TYPE MISSING The allocation of an input data set has failed; because of no-prompt mode, the user could not be prompted for the rightmost qualifier of the input data set name (see message IKJ76151I and IKJ76161I; see also message IKJ76170A).			
IKJ76181I	AKJLKL01	AKJLKMSG	AKJLKMSG	LINK/LOADGO
	MEMBER member SPECIFIED BUT dsname NOT A PARTITIONED DATA SET A member name was specified for a sequential data set, the dynamic allocation return code (converted by DAIR) was X'0330'.			
IKJ76193I	AKJLKL01	AKJLKMSG	AKJLKMSG	LINK/LOADGO
	ERROR IN CONCATENATING {INPUT} DATA SETS {LIBRARY} The DAIR return code was 12. Either (1) the attempt to concatenate the input or library data sets has failed, or (2) more than 25 data set names were specified in the input or library data set name list.			

Message ID	Detected In	Issued By	Located In	Program	Message ID	Detected In	Issued By	Located In	Program
IKJ76203I	AKJLKL01	AKJLKMSG	AKJLKMSG	LINK/LOADGO COMMAND SYSTEM ERROR+	IKT00203I	IKTCAS31	IKTCAS31	IKTCAS55	TCAS ADDRESS SPACE CREATION FAILED
				A service routine terminated abnormally. service routine ERROR CODE xxxx An attempt to allocate a data set has failed; an error has been detected by a service routine or an abend has occurred in a service routine.					TCAS issues an SVC34 to obtain address space. The return code indicates that no more storage is available for address spaces.
IKJ76213I	AKJLKL01	AKJLKMSG	AKJLKMSG	LINK/LOADGO DATA SET dsname WILL CREATE INVALID CATALOG STRUCTURE+	IKT00300I	IKTLTERM	IKTLTERM	IKTMSG	VTIOC LOGON RECONNECT SUCCESSFUL, SESSION ESTABLISHED
				A QUALIFIER CANNOT BE BOTH AN INDEX AND THE LAST QUALIFIER OF A DATA SET NAME The attempt to allocate a new load module output or listing output data set has failed; the data set name is inconsistent with the existing catalog structure.					A TSO/VTAM terminal session was successfully reestablished.
IKJ76223I	AKJLKL01	AKJLKMSG	AKJLKMSG	LINK/LOADGO DATA SET dsname NOT ALLOCATED, NOT ENOUGH SPACE ON VOLUMES+	IKT00301I	IKTLOGR	IKTLOGR	IKTMSG	VTIOC LOGON RECONNECT UNSUCCESSFUL DUE TO SYSTEM ERROR
				The DAIR return code was X'4714'. USE DELETE COMMAND TO DELETE UNUSED DATA SETS An attempt to allocate a data set has failed; the quantity of space required is not available.					A TSO/VTAM terminal session could not be reestablished because storage for the I/O manager could not be obtained.
IKJ76231I	AKJLKL01	AKJLKMSG	AKJLKMSG	LINK/LOADGO PARAMETER FIELD TRUNCATED TO 100 CHARACTERS	IKT00400I	IKTIMIDS	IKTOMIDS	IKTMSG	VTIOC IKTTIMRT IKTTOMRT IKTQMIN IKTQMIN INPUT DATA LOST
				The parameter field passed to the LOADER was longer than 100 characters.					Data was not properly received by VTIOC, data could not be placed on a VTIOC input queue, or data was lost from a VTIOC input queue.
IKJ76241I	AKJLKL01	AKJLKMSG	AKJLKMSG	LINK/LOADGO DYNAMIC ALLOCATION FAILURE - RETURN CODE xxxx	IKT00401I	IKTQMIN	IKTQMIN	IKTMSG	VTIOC OUTPUT DATA LOST
				The DAIR and dynamic allocation sequence of processing detected an error during an attempt either (1) to allocate a data set to the terminal, or (2) to allocate a dummy data set.					Data was lost from a VTIOC output queue.
IKT00201I	IKTCAS31	IKTCAS31	IKTCAS55	TCAS MAXIMUM USERS LOGGED ON, TRY LATER	IKT00402I	IKTTIMRT	IKTTOMRT	IKTMSG	VTIOC REENTER DATA BEGINNING WITH xxx...
				The system operator defines the maximum number of users allowed in the system. This user's attempt to logon exceeds the maximum number allowed.					VTIOC interrupted data entry. As a result, some of the data must be reentered.
IKT00202I	IKTCAS31	IKTCAS31	IKTCAS55	TCAS INSUFFICIENT STORAGE AVAILABLE FOR REQUIRED CONTROL BLOCKS	IKT00403I	IKTTOMRT	IKTTOMRT	IKTMSG	VTIOC ERROR ON OUTPUT, RETRY IN PROGRESS
				TSO/VTAM issued a GETMAIN to obtain storage for control blocks; the GETMAIN failed.					VTIOC encountered a problem while sending output to the terminal. It is attempting to resend the output.
					IKT00405I	IKTOMIDS	IKTOMIDS	IKTMSG	VTIOC SCREEN ERASURE CAUSED BY ERROR RECOVERY PROCEDURE
									VTIOC erased the screen to recover from an internal error.

**TSO Terminal Messages (INMzzyyn)**

This section describes TSO Interactive Data Transmission Facility messages directed to a terminal user.

<b>Component Name</b>	INM
<b>Program Producing Message</b>	TRANSMIT and RECEIVE commands
<b>Audience and Where Produced</b>	For terminal user: at the terminal For system programmer: SYSTSPRT listing.
<b>Message Format</b>	IMNzzyyn Z Issuer of Message: R RECEIVE command. X TRANSMIT command. C Common messages issued by both the TRANSMIT and the RECEIVE commands. yyy Message serial number. n Type code: A Action. The terminal user must perform the action specified in the message text. I Information; no action is required.
<b>Comments</b>	None.
<b>Associated Publications</b>	Message Library: System Messages

**INMC0011** The NAMES data set 'DSNAME' is not usable.+  
**Explanation:** The command processor cannot use the indicated NAMES data set. This message is accompanied by further messages describing the problem that makes this data set unusable.  
**System Action:** The TRANSMIT command processor considers this error to be serious and terminates. The RECEIVE command processor treats this as a warning message and continues without the use of the indicated data set.  
**User Response:** Your response depends on the type of error indicated by subsequent messages.  
**Issuing Module:** INMCA INMCSYN

**INMC0021** An error occurred during allocation.  
**Explanation:** This message is preceded by message INMC0011 which identified the NAMES data set that was being processed. The TRANSMIT or RECEIVE command processor had attempted to allocate the data set but the allocation failed. This message is followed by one of the standard TSO allocation error messages identifying the specific error.  
**System Action:** The TRANSMIT command processor considers this error to be serious and terminates. The RECEIVE command processor treats this as a warning message and continues without the use of the indicated data set.  
**User Response:** Your response depends on the type of error indicated by subsequent messages.  
**Issuing Module:** INMCA

**INMC0031** OPEN failed for the data set.  
**Explanation:** This message is preceded by message INMC0011 which identified the NAMES data set that was being processed. The TRANSMIT or RECEIVE command had issued an OPEN for the indicated data set, but the OPEN was unsuccessful.  
**System Action:** The TRANSMIT command considers this error to be serious and terminates. The RECEIVE command treats this as a warning message and continues without the use of the indicated data set.  
**User Response:** An OPEN failure is not normally the result of a user error. A system dump was taken which you can submit to your local field support representative.  
**Issuing Module:** INMRQ INMXQ

**INMC0041** Logical record length may not be greater than 255.  
**Explanation:** This message is preceded by message INMC0011 which identified the NAMES data set that was being processed. The TRANSMIT or RECEIVE command processor attempted to use the indicated data set but found a record length greater than 255.  
**System Action:** The TRANSMIT command processor considers this error to be serious and terminates. The RECEIVE command processor treats this as a warning message and continues without the use of the indicated data set.  
**User Response:** Rebuild the NAMES data set using a record length of 255 or less.  
**Issuing Module:** INMCA

**INMC005A** Press the PA1 key to exit from 'commandname'. Any other response will cause the command to continue.  
**Explanation:** The TRANSMIT or RECEIVE command processor detected an attention interrupt.  
**System Action:** Unlock the terminal keyboard and wait for some action by the user. If the user responds with another attention interrupt, the command processor passes control to the terminal monitor program, which then issues the READY message. After any other response, the processing of the interrupted TRANSMIT or RECEIVE command continues.

**User Response:** Either press the PA1 key to terminate TRANSMIT or RECEIVE processing or press ENTER to resume TRANSMIT or RECEIVE processing.  
**Issuing Module:** INMCX

**INMC0061** dsname = 'dsname', record number = 'nn'. Record text:  
**Explanation:** The TRANSMIT or RECEIVE command processor encountered a syntax error in one of the NAMES data sets. The dsname and record number given in the message indicate the data set and record within the data set in which the error was detected. A previous message indicated the nature of the error, and message INMC0071, which follows, displays the text of the record in error.

**System Action:** Both the TRANSMIT and RECEIVE command processors treat this as a warning message and continue processing of the indicated NAMES data set.  
**User Response:** Correct the syntax error.  
**Issuing Module:** INMCMSGI

**INMC0071** 'Record text'  
**Explanation:** This message gives the text of a record in a NAMES data set in which a syntax error was detected. The message is preceded by message INMC0061 identifying the data set and by other messages identifying the syntax error.  
**System Action:** Continue processing the remainder of the NAMES data set.  
**User Response:** You must correct the syntax error.  
**Issuing Module:** INMCMSGI

**INMC0081** A permanent I/O error occurred after record number 'NN'.+  
**Explanation:** A permanent I/O error has occurred during the processing of a NAMES data set. This message is preceded by message INMC0011 identifying the data set in which the error occurred. It is followed by message INMC0091 which describes the specific nature of the I/O error.  
**System Action:** Stop processing of this NAMES data set. The TRANSMIT command processor treats this as a severe error and terminates. The RECEIVE command processor treats it as a warning and continues without the use of the data set.  
**User Response:** Take action based on the following message, INMC0091.  
**Issuing Module:** INMCSYN

**INMC0091** 'I/O error message text'  
**Explanation:** An I/O error has occurred during the processing of a NAMES data set. Preceding messages have indicated the data set which was being processed. See the description of message IEA0001 for a description of the text of this message.  
**System Action:** Stop processing of this NAMES data set. The TRANSMIT command processor treats this as a severe error and terminates. The RECEIVE command processor treats it as a warning and continues without the use of the data set.  
**User Response:** See message IEA0001.  
**Issuing Module:** INMCSYN

**INMC0101** Only ten: ALTCTL tags are allowed. Subsequent ones are being ignored.  
**Explanation:** The TRANSMIT and RECEIVE commands support only ten NAMES data sets, but the NAMES data set specified more than ten via the ALTCTL tag. This message is followed by message INMC0061 identifying the data set and record in which the ALTCTL tag was found.  
**System Action:** Only the first ten NAMES data sets are used. Others are ignored.

	<p>User Response: Remove the necessary number of ALTCTL specifications from the indicated NAMES data set.</p> <p>Issuing Module: INMRQ INMXQ</p>	<p>Issuing Module: INMRM</p>
INMC0111	<p>The value 'dsname' is too long for an ALTCTL tag. It will be ignored.</p> <p>Explanation: An ALTCTL tag was found in a NAMES data set with more than 44 characters. A data set name must be 44 characters or less. This message is followed by message INMC006I identifying the data set and record in which the erroneous ALTCTL tag was found.</p> <p>System Action: The ALTCTL tag and its associated value are ignored.</p> <p>User Response: Correct the data set name value.</p> <p>Issuing Module: INMRQ INMXQ</p>	<p>INMR0301 RECEIVE command terminated. ABEND 'XXX'.</p> <p>Explanation: The RECEIVE command processor has abnormally terminated. The ABEND termination code is specified by the 'xxx' in the message. Message INMR031I which follows gives the reason code (register 15 value) for the ABEND.</p> <p>System Action: The RECEIVE command processor terminates.</p> <p>User Response: User response depends on the nature of the ABEND. Some ABEND codes, such as B37 and D37, are indications of lack of space and generally indicate that the ABEND was the result of user errors. Other ABEND codes, such as the OCx series, are program checks and should be corrected through the IBM programming service system.</p> <p>Issuing Module: INMRR</p>
INMC0121	<p>The dataset organization of names datasets must be physical sequential.</p> <p>Explanation: The TRANSMIT or RECEIVE command processor found a NAMES data set that was not organized as a physical sequential data set. All NAMES data sets must be physical sequential data sets.</p> <p>System Action: The TRANSMIT or RECEIVE command processor is terminated.</p> <p>User Response: Assign only physical sequential data sets as NAMES data sets.</p> <p>Issuing Module: INMCA</p>	<p>INMR0311 Register 15 value at ABEND was 'nnnn'.</p> <p>Explanation: The RECEIVE command processor has abnormally terminated. The ABEND termination code is specified by message INMR030I. This message gives the value for register 15 at the time of the ABEND; for certain ABENDs, this value is a reason code.</p> <p>System Action: The RECEIVE command processor terminates abnormally.</p> <p>User Response: User response depends on the nature of the ABEND.</p> <p>Issuing Module: INMRR</p>
INMR0001	<p>No more Interactive Data Transmission Facility files are available for the RECEIVE command to process.</p> <p>Explanation: The RECEIVE command processor attempted to retrieve the next file for the requesting userid. However, JES indicated there were no more files to be received.</p> <p>System Action: The RECEIVE command processor terminates.</p> <p>User Response: None.</p> <p>Issuing Module: INMRM</p>	<p>INMR0321 RECEIVE command terminated. Incorrect use of the RESTORE keyword.+</p> <p>Explanation: The RECEIVE command processor prompted the user for parameters to be used in copying a file and the user replied with the RESTORE keyword. Only COPY, DELETE, or END are valid if the file contains errors.</p> <p>System Action: The RECEIVE command processor terminates.</p> <p>User Response: Do not specify the RESTORE keyword in response to message INMR907A.</p> <p>Issuing Module: INMRUINP</p>
INMR0011	<p>Restore successful to dataset 'dsname'.</p> <p>Explanation: The RECEIVE command processor successfully completed restoring (or copying) the current file, which is now stored in the indicated data set.</p> <p>System Action: The RECEIVE command continues with the next file.</p> <p>User Response: None.</p> <p>Issuing Module: INMRM</p>	<p>INMR0331 'RESTORE' may not be specified if the input is not an Interactive Data Transmission facility file.</p> <p>Explanation: The RECEIVE command processor prompted the user for parameters to be used in copying a file which was in error and the user replied with the RESTORE keyword. Only COPY, DELETE, or END are valid if the file contains errors.</p> <p>System Action: The RECEIVE command processor terminates.</p> <p>User Response: Do not specify the RESTORE keyword in response to message INMR907A.</p> <p>Issuing Module: INMRUINP</p>
INMR0021	<p>File deleted.</p> <p>Explanation: The RECEIVE command has deleted the current input file, even though it was not successfully restored. Files which have not been successfully restored are deleted only with the consent of the user. Therefore, this file was deleted as a result of either the DELETE keyword being specified in response to message INMR907A or by K not being specified in response to message INMR910A.</p> <p>System Action: The RECEIVE command continues with the next file.</p> <p>User Response: None.</p> <p>Issuing Module: INMRM</p>	<p>INMR0341 RECEIVE command terminated. Failure in command syntax checking.+</p> <p>Explanation: The RECEIVE command processor invoked the IKJPARS TSO service routine to perform syntax checking on the command parameters, but the service routine completed unsuccessfully. Subsequent messages identify the error more precisely.</p> <p>System Action: The RECEIVE command processor terminates abnormally.</p> <p>User Response: Your response is determined by the messages that follow.</p> <p>Issuing Module: INMRSCMD INMRUINP</p>
INMR0031	<p>No Interactive Data Transmission Facility files are available for you to receive.</p> <p>Explanation: The RECEIVE command processor was invoked but found no files that it could process.</p> <p>System Action: The RECEIVE command processor terminates normally.</p> <p>User Response: None.</p>	<p>INMR0351 The command was incomplete or in error, but prompting was inhibited.</p>

	<p><b>Explanation:</b> The RECEIVE command processor invoked the IKJPARS TSO service routine to perform syntax checking on the command parameters. However, the service routine completed unsuccessfully because the RECEIVE command or RESTORE specification was incomplete or in error and prompting was inhibited. Prompting is inhibited when you enter the PROFILE command with the NOPROMPT keyword or when you execute a CLIST in NOPROMPT mode (the default).</p> <p><b>System Action:</b> The RECEIVE command processor terminates.</p> <p><b>User Response:</b> Issue the PROFILE command with the PROMPT keyword or add a "CONTROL PROMPT" command to the CLIST. Either action allows the RECEIVE command processor to issue the normal prompting messages, which then enables you to correct the invalid or incomplete command.</p> <p><b>Issuing Module:</b> INMRSCMD INMRUINP</p>	<p><b>System Action:</b> The RECEIVE command terminates abnormally.</p> <p><b>User Response:</b> Issue the PROFILE command with the PROMPT keyword or add a "CONTROL PROMPT" command to the CLIST. Either action allows the RECEIVE command processor to issue the normal prompting messages when the RECEIVE command is next invoked.</p> <p><b>Issuing Module:</b> INMRM</p>
INMR0361	<p><b>Return code 'nn' from IKJPARS.</b></p> <p><b>Explanation:</b> The RECEIVE command processor invoked the IKJPARS TSO service routine to perform syntax checking on the command parameters, but the service routine completed unsuccessfully. Return codes from IKJPARS are explained in <i>TSO Guide to Writing a Terminal Monitor Program or a Command Processor</i>.</p> <p><b>System Action:</b> The RECEIVE command processor terminates abnormally.</p> <p><b>User Response:</b> Your action depends on the return code from IKJPARS.</p> <p><b>Issuing Module:</b> INMRSCMD INMRUINP</p>	<p><b>INMR0421</b> RECEIVE command terminated. Unable to prompt for RECEIVE control information.+</p> <p><b>Explanation:</b> The RECEIVE command processor was attempting to prompt the user for the RESTORE parameters for a received file, but the prompt failed. Subsequent messages identify the exact nature of the prompting failure.</p> <p><b>System Action:</b> The RECEIVE command terminates abnormally.</p> <p><b>User Response:</b> Note the specific type of prompt error indicated by subsequent messages and use this information to correct the problem.</p> <p><b>Issuing Module:</b> INMRM INMRALLO</p>
INMR0371	<p><b>RECEIVE command terminated. Return code 'nn' from JES.</b></p> <p><b>Explanation:</b> The RECEIVE command processor invoked the JES subsystem interface to determine if any Interactive Data Transmission Facility files were available for you to receive. The JES subsystem request was not successful and returned the code displayed in the error message.</p> <p><b>System Action:</b> The RECEIVE command processor terminates abnormally.</p> <p><b>User Response:</b> Notify your system programmer.</p> <p><b>Issuing Module:</b> INMRM</p>	<p><b>INMR0431</b> Prompting was inhibited.</p> <p><b>Explanation:</b> The RECEIVE command processor was attempting to prompt the user for data set RESTORE parameters but prompting was inhibited. Prompting is inhibited when you enter the PROFILE command with the NOPROMPT keyword or when you execute a CLIST in NOPROMPT mode (the default).</p> <p><b>System Action:</b> The RECEIVE command terminates abnormally.</p> <p><b>User Response:</b> Issue the PROFILE command with the PROMPT keyword or add a "CONTROL PROMPT" command to the CLIST. Either action allows the RECEIVE command processor to issue the normal prompting messages when the RECEIVE command is next invoked.</p> <p><b>Issuing Module:</b> INMRUINP, INMRALLO</p>
INMR0401	<p><b>Error in attempting to prompt for dataset deletion information.+</b></p> <p><b>Explanation:</b> The RECEIVE command processor encountered a file that had invalid or missing header records. The command processor determined that the file could not be restored and should therefore be deleted. However, when the command processor attempted to prompt the user for permission to delete the file, the prompt failed. A subsequent message indicates the exact nature of the prompting failure.</p> <p><b>System Action:</b> The RECEIVE command processor terminates abnormally. The file cannot be deleted.</p> <p><b>User Response:</b> Note the specific type of prompt error indicated by a subsequent message and use this information to correct the problem.</p> <p><b>Issuing Module:</b> INMRM</p>	<p><b>INMR0441</b> Return code 'nn' from IKJEFF02.</p> <p><b>Explanation:</b> The RECEIVE command processor invoked the IKJEFF02 TSO service routine to prompt the user for data set RESTORE parameters. However, the prompt failed and the service routine issued the return code provided in the message text. Return codes for IKJEFF02 are explained in <i>TSO Guide to Writing a Terminal Monitor Program or a Command Processor</i>.</p> <p><b>System Action:</b> The RECEIVE command terminates abnormally.</p> <p><b>User Response:</b> Use the IKJEFF02 return code to determine the specific reason for the prompting failure. Then use this information to correct the error.</p> <p><b>Issuing Module:</b> INMRUINP, INMRALLO</p>
INMR0411	<p><b>Prompting was inhibited.</b></p> <p><b>Explanation:</b> The RECEIVE command was attempting to prompt you for permission to delete a file which was in error, but prompting was inhibited. Prompting is inhibited when you enter the PROFILE command with the NOPROMPT keyword or when you execute a CLIST in NOPROMPT mode (the default).</p>	<p><b>INMR0451</b> Dataset 'dsname' already exists. Reply 'R' to replace it.+</p> <p><b>Explanation:</b> The RECEIVE command processor generated the indicated default name for the output data set and found that a sequential data set with that name already existed. A reply of 'R' to this message will allow the RECEIVE command processor to overwrite the data set. Any other reply will cause the RECEIVE command processor to terminate abnormally.</p> <p><b>System Action:</b> The RECEIVE command processor waits for a response.</p> <p><b>User Response:</b> Reply 'R' for RECEIVE to overwrite the data set or reply something else, so that RECEIVE will terminate.</p> <p><b>Issuing Module:</b> INMRALLO</p>



INMR046I	<p>Any other reply will cause RECEIVE to terminate without overwriting the file.</p> <p><b>Explanation:</b> The RECEIVE command generated the default name for the output data set and found that the data set already exists and that it is a sequential data set. A reply of 'R' to this message will allow RECEIVE to overwrite the data set. Any other reply will cause RECEIVE to terminate.</p> <p><b>System Action:</b> The RECEIVE command waits for a response from you.</p> <p><b>User Response:</b> Reply 'R' or something else, as appropriate.</p> <p><b>Issuing Module:</b> INMRALLO</p>	<p>the data set being received is a sequential data set and no member name was specified.</p> <p><b>System Action:</b> The RECEIVE command processor terminates.</p> <p><b>User Response:</b> Reissue the RECEIVE command, specifying a sequential data set or a member of a partitioned data set.</p> <p><b>Issuing Module:</b> INMRALLO</p>
INMR056I	<p>RECEIVE command terminated. You are not authorized to receive data for 'userid'.</p> <p><b>Explanation:</b> You are not authorized to specify the USERID keyword on the RECEIVE command.</p> <p><b>System Action:</b> The RECEIVE command processor terminates.</p> <p><b>User Response:</b> Check with your installation management. With their approval, you may be authorized to use the USERID keyword.</p> <p><b>Issuing Module:</b> INMRM</p>	<p><b>INMR063I</b> Allocation failure for dataset 'dsname'.</p> <p><b>Explanation:</b> The RECEIVE command processor was attempting to restore a data set to the indicated data set name. However, when SVC 99 was issued to allocate the data set, it failed. Subsequent messages indicate the exact nature of the failure.</p> <p><b>System Action:</b> The RECEIVE command processor terminates.</p> <p><b>User Response:</b> Verify that the data set name is correct and that the data set is either usable or can be created. Subsequent messages may also help to isolate the cause of failure.</p> <p><b>Issuing Module:</b> INMRALLO</p>
INMR057I	<p>RECEIVE command terminated because it was not invoked authorized.</p> <p><b>Explanation:</b> The RECEIVE command was invoked in a non-authorized environment but required some authorized function (either the external writer interface or the use of IEBCOPY to reload a partitioned data set). RECEIVE can only be run non-authorized for receiving sequential files and only when the INDATASET, INDSNAME, INFILE, or INDDNAME keyword is specified.</p> <p><b>System Action:</b> The RECEIVE command terminates.</p> <p><b>User Response:</b> If you feel the RECEIVE command should have been authorized, check with your installation support personnel about environments which may not be authorized (such as option 6 of SPF).</p> <p><b>Issuing Module:</b> INMRM, INMRPDS</p>	<p><b>INMR064I</b> A single member was specified, but more than one member was received.</p> <p><b>Explanation:</b> The RECEIVE command processor was attempting to restore a partitioned data set containing more than one member. However, the user specified the target data set as a single member of a partitioned data set.</p> <p><b>System Action:</b> The RECEIVE command processor terminates.</p> <p><b>User Response:</b> Reissue the RECEIVE command, specifying the name of a partitioned data set (without a member name) as the output data set. This will enable the RECEIVE command processor to create a member in the output data set for each received member.</p> <p><b>Issuing Module:</b> INMRUINP</p>
INMR060I	<p>RECEIVE command terminated. Output dataset unusable.+</p> <p><b>Explanation:</b> The RECEIVE command processor was attempting to restore or copy an output data set and encountered an error. Subsequent messages indicate the specific nature of the error.</p> <p><b>System Action:</b> The RECEIVE command processor terminates.</p> <p><b>User Response:</b> Use the information provided in subsequent messages to correct the error. You may then reissue the RECEIVE command.</p> <p><b>Issuing Module:</b> INMRALLO</p>	<p><b>INMR065I</b> Record format of output dataset incompatible with record format of incoming file.+</p> <p><b>Explanation:</b> The RECEIVE command processor was attempting to restore a data set. However, the target data set specified by the user was incompatible with the received data and restoration was not possible. Message INMR066I, which follows, gives the format of the received data.</p> <p><b>System Action:</b> The RECEIVE command processor terminates.</p> <p><b>User Response:</b> Enter a question mark to get more information about the incoming file. Then, using this information, reissue the RECEIVE command specifying a compatible data set or a data set name that is not already in use. The RECEIVE command processor can now create a data set with the appropriate attributes.</p> <p><b>Issuing Module:</b> INMRVBS INMR80 INMRALLO</p>
INMR061I	<p>'Dname' is a sequential dataset, but the dataset being received is partitioned.</p> <p><b>Explanation:</b> The RECEIVE command processor was attempting to restore a data set to the indicated data set name. The specified data set is sequential while the data set being received is partitioned.</p> <p><b>System Action:</b> The RECEIVE command processor terminates.</p> <p><b>User Response:</b> Reissue the RECEIVE command, specifying a partitioned data set to which the RECEIVE command processor should restore the data.</p> <p><b>Issuing Module:</b> INMRALLO</p>	<p><b>INMR066I</b> Input: RECFM = 'rrr', LRECL = 'lll', BLKSIZE = 'bbb'.</p> <p><b>Explanation:</b> The RECEIVE command processor was attempting to restore a data set. However, the target data set specified by the user was incompatible with the received data and restoration was not possible. This message gives the attributes of the received data.</p> <p><b>System Action:</b> The RECEIVE command processor terminates.</p> <p><b>User Response:</b> Reissue the RECEIVE command, specifying a compatible data set or a data set name that is not already in use. The RECEIVE command processor can now create a data set with the appropriate attributes.</p> <p><b>Issuing Module:</b> INMRVBS INMR80</p>
INMR062I	<p>'Dname' is a partitioned dataset, but no member name was specified.</p> <p><b>Explanation:</b> The RECEIVE command processor was attempting to restore a data set to the indicated data set name. The specified data set is partitioned, but</p>	

**INMR067I** The default DSNAME 'dsname' is invalid. Reissue the RECEIVE command and specify the DSNAME or DATASET keyword in response to message INMR906A.  
**Explanation:** The RECEIVE command processor was attempting to restore a data set and the user data set accepted the default for the output data set name. However, the default data set name was rejected by dynamic allocation, probably because it contained invalid characters.  
**System Action:** The RECEIVE command processor terminates abnormally.  
**User Response:** Reissue the RECEIVE command, specifying a valid data set name via the DSNAME or DATASET keywords in response to the INMR906A prompt message.  
**Issuing Module:** INMRALLO

**INMR068I** RECEIVE command terminated. Incoming record length 'lil' is too long to write in the log.  
**Explanation:** The RECEIVE command processor was attempting to restore a data set to the user's log because the user specified RESTORE(log). The incoming data had a record length of greater than 251 (record length for the log) and could not be written to the log.  
**System Action:** The RECEIVE command processor terminates.  
**User Response:** Reissue the RECEIVE command. In response to message INMR907A, specify DATASET, DSNAME, DDNAME, or FILE instead of RESTORE(log).  
**Issuing Module:** INMRF

**INMR070I** RECEIVE command terminated. Failure in partitioned data set reloading process.+  
**Explanation:** The RECEIVE command processor was attempting to restore a partitioned data set and was setting up for or using the IEBCOPY utility to reload the data set. An error was encountered in this process. Subsequent messages describe the exact nature of this error.  
**System Action:** The RECEIVE command terminates.  
**User Response:** Use the information provided in following messages to correct the error. Then, reissue the RECEIVE command.  
**Issuing Module:** INMRALLO INMRPDS

**INMR071I** Allocation failed for IEBCOPY 'xxx' file.  
**Explanation:** The RECEIVE command was attempting to restore a partitioned data set and was allocating temporary files to be used by the IEBCOPY utility during the reload. The allocation of one of these files failed. (The file for which allocation failed is either 'CONTROL CARD', 'MESSAGE', or 'SYSUT3 WORK'.) The failure was probably caused by specification errors in the installation control CSECT INMXPARM. If the VIO keyword was incorrectly specified, the 'CONTROL CARD' or 'SYSUT3 WORK' allocations may fail. If the SYSOUT keyword was incorrect, then the 'MESSAGE' file allocation may fail. An incorrect specification of the SYSOUT keyword on the RECEIVE command data set prompt could cause the 'MESSAGE' file allocation to fail.  
**System Action:** The RECEIVE command processor terminates.  
**User Response:** Contact your system programmer.  
**Issuing Module:** INMRALLO INMRPDS

**INMR072I** Return code 'nn' from IEBCOPY utility.  
**Explanation:** The RECEIVE command processor was attempting to restore a partitioned data set and had invoked the IEBCOPY utility to reload the data set. The utility terminated with errors which may have appeared at the terminal.  
**System Action:** The RECEIVE command processor terminates.

**User Response:** Correct the problem as indicated by the IEBCOPY messages. If no IEBCOPY messages were received, reissue the RECEIVE command and add the SYSOUT(\*) keyword to the reply to message INMR907I.  
**Issuing Module:** INMRPDS

**INMR080I** RECEIVE command terminated. Failure in decryption processing.+  
**Explanation:** The RECEIVE command processor was attempting to decipher an encrypted file, but failed during the decipher process. Subsequent messages indicate the specific error encountered.  
**System Action:** The RECEIVE command processor terminates.  
**User Response:** Use the subsequent messages to correct the problem and then reissue the RECEIVE command.  
**Issuing Module:** INMRALLO INMRCODE

**INMR081I** Allocation failed for REPRO command 'xxx' file.  
**Explanation:** The RECEIVE command processor was attempting to decipher an encrypted file and was allocating temporary files to be used by the AMS REPRO command. The allocation for one of these files failed. (The file for which allocation failed is either 'CONTROL CARD' or 'MESSAGE'.) The failure was probably caused by specification errors in the installation control CSECT INMXPARM. If the VIO keyword was incorrectly specified, the 'CONTROL CARD' file allocation may fail. If the SYSOUT keyword was incorrect, then the 'MESSAGE' file allocation may fail. An incorrect specification of the SYSOUT keyword on the RECEIVE command data set prompt could also cause the 'MESSAGE' file allocation to fail.  
**System Action:** The RECEIVE command processor terminates.  
**User Response:** Contact your system programmer.  
**Issuing Module:** INMRALLO INMRCODE

**INMR082I** Return code 'nn' from IDCAMS REPRO command.  
**Explanation:** The RECEIVE command processor was attempting to decipher an encrypted data set and had invoked the AMS REPRO command processor to decipher the file. The REPRO command processor terminated with errors and may have sent messages to the terminal.  
**System Action:** The RECEIVE command processor terminates.  
**User Response:** Use the IDCAMS messages to correct the problem. If no IDCAMS messages were received, reissue the RECEIVE command and add the SYSOUT(\*) keyword to the reply to message INMR907I.  
**Issuing Module:** INMRCODE

**INMR090I** RECEIVE command logging function terminated.+  
**Explanation:** The RECEIVE command processor was attempting to log a received file and encountered an error in the logging process. Subsequent messages indicate the exact nature of the error.  
**System Action:** The RECEIVE command processor continues, but this file cannot be logged.  
**User Response:** Use subsequent messages to correct the problem.  
**Issuing Module:** INMRLOGO

**INMR091I** Error allocating log dataset 'dsname'.+  
**Explanation:** The RECEIVE command processor was attempting to log a received file but was unable to allocate the indicated log data set. A subsequent message indicates the exact nature of the allocation failure.

- System Action:** The RECEIVE command processor continues, but this file cannot be logged.  
**User Response:** Use the allocation message to correct the problem.  
**Issuing Module:** INMRLOGO
- INMR092I** OPEN error for log dataset 'dsname'.  
**Explanation:** The RECEIVE command processor was attempting to log a received file but was unable to OPEN the indicated log data set.  
**System Action:** The RECEIVE command processor continues, but this file cannot be logged.  
**User Response:** Ensure that the indicated log data set is usable.  
**Issuing Module:** INMRLOGO
- INMR093I** Log entry will be written to dataset 'dsname'.  
**Explanation:** The RECEIVE command processor was logging a received file to a data set that is not the user's default log. This happened because the originating user's entry in the NAMES file specified the LOGNAME tag.  
**System Action:** The RECEIVE command processor continues normally.  
**User Response:** None.  
**Issuing Module:** INMRLOGO
- INMR101I** Restore not possible. Unsupported utility 'xxx' requested by input file.  
**Explanation:** The RECEIVE command processor was reading the control records of an incoming file and encountered a request for an unsupported utility in the INMR02 control record. The unsupported utility is part of a new facility for network transmission which is not supported by your RECEIVE command. The received data cannot be restored, but can be copied in transmission format.  
**System Action:** The RECEIVE command processor issues message INMR907I to allow the user to specify the COPY or DELETE option.  
**User Response:** None.  
**Issuing Module:** INMRO
- INMR102I** RESTORE not possible. Input data is not complete.  
**Explanation:** The RECEIVE command processor was reading the control records of an incoming file and found them either incorrect or incomplete. The incoming file cannot be correctly restored.  
**System Action:** The RECEIVE command processor issues message INMR907I to allow the user to specify the COPY or DELETE option.  
**User Response:** None.  
**Issuing Module:** INMRO
- INMR108I** RECEIVE command terminated. Trailer record missing.  
**Explanation:** The RECEIVE command processor encountered an input file with a missing trailer control record. The error was probably the result of an incomplete transmission from the originator.  
**System Action:** The RECEIVE command processor terminates, leaving the incoming file on the JES spool.  
**User Response:** Reissue the RECEIVE command, specifying the COPY or DELETE option.  
**Issuing Module:** INMRF INMRVBS
- INMR127I** Error in allocation for JES input dataset.  
**Explanation:** The RECEIVE command processor had selected a spool file for processing and was attempting to allocate the file when JES returned an allocation error code.  
**System Action:** The RECEIVE command processor terminates and a system dump is taken.  
**User Response:** Reissue the RECEIVE command. If the problem recurs, notify your system programmer.  
**Issuing Module:** INMRM
- INMR128I** Dataset organization for dataset 'dsname' is not supported for RECEIVE input.  
**Explanation:** The RECEIVE command was issued with the INDATASET, INDSNAME, INDDNAME, or INFILE keyword. However, the specified input file had a data set organization that RECEIVE cannot use.  
**System Action:** The RECEIVE command terminates.  
**User Response:** You must specify either a sequential data set or a member of a partitioned data set then, reissue the RECEIVE command.  
**Issuing Module:** INMRM
- INMR129I** Error in allocation for dataset 'dsname'.  
**Explanation:** The RECEIVE command was issued with the INDATASET or INDSNAME keyword. The RECEIVE command processor was attempting to allocate the specified input data set but the allocation failed. Subsequent messages identify the exact nature of the allocation failure.  
**System Action:** The RECEIVE command processor terminates.  
**User Response:** Reissue the RECEIVE command, specifying a valid input data set.  
**Issuing Module:** INMRM
- INMR130I** RECEIVE command terminated. Input dataset unusable.+  
**Explanation:** The RECEIVE command processor encountered an unrecoverable error in its input file. Subsequent messages identify the exact nature of the error.  
**System Action:** The RECEIVE command processor terminates.  
**User Response:** None.  
**Issuing Module:** INMRM
- INMR131I** Error in OPEN for DDNAME 'DDNAME'.  
**Explanation:** The RECEIVE command was issued with the INDDNAME or INFILE keyword. An OPEN was issued for the specified file, but the OPEN was unsuccessful.  
**System Action:** The RECEIVE command processor terminates.  
**User Response:** Check the validity of the specified file and reissue the RECEIVE command.  
**Issuing Module:** INMRM
- INMR132I** Error in OPEN for dataset 'dsname'.  
**Explanation:** The RECEIVE command was issued with the INDATASET or INDSNAME keyword. The data set was allocated successfully, but the OPEN for the data set failed.  
**System Action:** The RECEIVE command terminates and a system dump is taken.  
**User Response:** Notify your system programmer.  
**Issuing Module:** INMRM
- INMR133I** Error in OPEN for JES input file.  
**Explanation:** The RECEIVE command processor input selected an input file from the JES spool and the file was successfully allocated. However, an OPEN for the file failed.  
**System Action:** The RECEIVE command processor terminates and a system dump is taken.  
**User Response:** Notify your system programmer.  
**Issuing Module:** INMRM

**INMR134I** Deallocation failed for input file.  
**Explanation:** The RECEIVE command processor was performing cleanup after processing an input file and an attempt to deallocate the input file failed.  
**System Action:** The RECEIVE command processor terminates and a system dump is taken.  
**User Response:** Notify your system programmer.  
**Issuing Module:** INMRM

**INMR135I** Permanent I/O error reading input file.+  
**Explanation:** The RECEIVE command processor encountered a permanent I/O error. A subsequent message identifies the I/O error.  
**System Action:** The RECEIVE command processor terminates.  
**User Response:** Notify your system programmer.  
**Issuing Module:** INMRM

**INMR136I** 'I/O error message text'.  
**Explanation:** The RECEIVE command processor encountered a permanent I/O error. See the explanation of message IEA0001I for the description of the message text.  
**System Action:** The RECEIVE command processor terminates.  
**User Response:** Notify your system programmer.  
**Issuing Module:** INMRF INMRO INMRVBS INMR80

**INMR137I** Unable to terminate external writer.  
**Explanation:** The RECEIVE command processor was performing cleanup prior to termination but failed to terminate the external writer interface. A subsequent message indicates the exact nature of the error encountered.  
**System Action:** The RECEIVE command processor terminates and a system dump is taken.  
**User Response:** Notify your system programmer.  
**Issuing Module:** INMRM

**INMR138I** Received record longer than output block size.  
**Explanation:** The RECEIVE command processor encountered a record too large to be written to the output file. The current input file cannot be correctly restored.  
**System Action:** The RECEIVE command processor terminates.  
**User Response:** Reissue the RECEIVE command, specifying either the COPY or DELETE option.  
**Issuing Module:** INMRF INMRVBS

**INMR139I** Input file is empty.  
**Explanation:** The RECEIVE command processor encountered an empty input file.  
**System Action:** If the input file was a JES spool file, the RECEIVE command processor asks permission to delete the file. If the input was specified via INDATASET, INDSNAME, or INFILE, the RECEIVE command processor terminates.  
**User Response:** If the input file was a JES spool file, you will probably want to delete the file and continue with the next one. To do this, respond with "ENTER" to prompt message INMR910A.  
**Issuing Module:** INMRO

**INMR140I** Receipt notification unsuccessful.+  
**Explanation:** The RECEIVE command processor was attempting to send notification of receipt back to the sender of the file, but the notification was unsuccessful. A subsequent message describes the exact nature of the error.

**System Action:** The RECEIVE command processor terminates the notification process and continues with the next input file.  
**User Response:** None.  
**Issuing Module:** INMRNTFY

**INMR141I** OPEN failed for JES output file.  
**Explanation:** The RECEIVE command processor was attempting to send a notification of receipt back to the sender of the file, but the attempt to OPEN the SYSOUT file used for the message to the sender was unsuccessful.  
**System Action:** The RECEIVE command processor terminates the notification process and continues with the next input file.  
**User Response:** None.  
**Issuing Module:** INMRNTFY

**INMR142I** Node name 'nodename' not known to JES.  
**Explanation:** The RECEIVE command processor was attempting to send notification of receipt back to the sender of the file, but failed because the sender's node name was not known to JES at your node.  
**System Action:** The RECEIVE command processor terminates the notification process and continues with the next input file.  
**User Response:** Ask your system programmer to define the sender's node to JES at your node.  
**Issuing Module:** INMRNTFY

**INMR143I** Error allocating JES output file.  
**Explanation:** The RECEIVE command processor was attempting to send a notification of receipt back to the sender of the file, but failed because of an error in allocating a SYSOUT file for the message to the sender. A subsequent message describes the error more precisely.  
**System Action:** The RECEIVE command processor terminates the notification process and continues with the next input file.  
**User Response:** None.  
**Issuing Module:** INMRNTFY

**INMR144I** Sender notified of receipt.  
**Explanation:** The RECEIVE command has sent a receipt acknowledgement back to the sender of the file.  
**System Action:** Continues with the normal processing.  
**User Response:** None.  
**Issuing Module:** INMRNTFY

**INMR150I** RECEIVE command terminated by installation exit 'exitname'.  
**Explanation:** The RECEIVE command processor invoked the named installation exit and the exit instructed the RECEIVE command processor to terminate.  
**System Action:** The RECEIVE command processor terminates.  
**User Response:** Contact you system programmer.  
**Issuing Module:** INMRZ

**INMR151I** 'Installation message text'.  
**Explanation:** The RECEIVE command processor invoked an installation exit and the exit returned this message text.  
**System Action:** None.  
**User Response:** Contact you system programmer.  
**Issuing Module:** INMRZ

INMR152I	<p>RECEIVE command terminated. The installation CSECT, INMXPARM, is missing or the IBM default values have not been replaced by your installation.</p> <p>Explanation: The RECEIVE command processor requires inclusion of the INMXPARM installation CSECT in order to execute. Your installation should replace the IBM supplied dummy csect with parameters particular to your installation.</p> <p>System Action: The RECEIVE command processor terminates.</p> <p>User Response: Notify your system programmer.</p> <p>Issuing Module: INMRM</p>	<p>User Response: You may specify 'END', in which case the RECEIVE command processor will terminate, leaving the file to be processed by a later invocation of the RECEIVE command. You may specify 'DELETE', in which case the RECEIVE command processor will delete the current file and continue with the next one. If the current file is to be processed immediately, you may enter any (or none) of the RESTORE parameter values.</p> <p>Issuing Module: INMRUINP</p>
INMR900I	<p>Explanation: The command processor has completed processing an input file and is preparing for the next. This message provides a visual separator between the two messages. receive continues with the normal processing.</p> <p>System Action: None.</p> <p>User Response: None.</p> <p>Issuing Module: INMRM</p>	<p>INMR908A The input file attributes are: DSORG = 'dd', RECFM = 'rrr', LRECL = 'll', BLKSIZE = 'bb'. File Size = 'NNN' K bytes.+</p> <p>Explanation: The attributes of the input dataset are displayed.</p> <p>System Action: Wait for restore instructions from the user (see message INMR906I or INMR907I).</p> <p>User Response: Use this information to select the proper data set into which to restore the data.</p> <p>Issuing Module: INMRUINP</p>
INMR901I	<p>Dataset 'dsname' from 'userid' on 'nodename'.</p> <p>Explanation: The RECEIVE command processor has selected an input file and has read the control records. This message identifies the userid and the node name of the sender. The string 'dsname' will be either the name of the data set transmitted or a string identifying a non data set transmission. Such strings are: '** MESSAGE **' identifying terminal text.</p> <p>System Action: Continue with the normal processing.</p> <p>User Response: None.</p> <p>Issuing Module: INMRM</p>	<p>INMR909A You may enter DSNAME, SPACE, UNIT, VOL, OLD/NEW, or RESTORE/COPY/DELETE/END.</p> <p>Explanation: This is a partial list of the options that may be entered in response to prompt messages INMR906I and INMR907I. A more complete list is available in the command language reference manual.</p> <p>System Action: Wait for restore instructions from the user.</p> <p>User Response: Reply with appropriate options.</p> <p>Issuing Module: INMRUINP</p>
INMR902I	<p>Members:</p> <p>Explanation: The RECEIVE command processor is processing an input file which is a partitioned data set. This message lists the members of the data set that are being received. Note: This message is not issued if the entire data set was transmitted.</p> <p>System Action: Continues with the normal processing.</p> <p>User Response: None.</p> <p>Issuing Module: INMRM</p>	<p>INMR910A Reply 'K' to keep this file on the spool.+</p> <p>Explanation: The RECEIVE command processor has encountered an input file in which there are such severe errors that it has assumed the file should be deleted. For example, it encountered a null file or an I/O error on the first record of a file. The RECEIVE command processor is now requesting permission to delete the input file.</p> <p>System Action: Wait for a response from the user.</p> <p>User Response: Reply 'K' if you wish to have the file kept on the JES spool for a retry of the RECEIVE operation. Any other reply (for example a null reply) will allow the RECEIVE command processor to delete the file.</p> <p>Issuing Module: INMRM</p>
INMR906A	<p>Enter RESTORE parameters or 'DELETE' or 'END'.+</p> <p>Explanation: The RECEIVE command processor has issued messages to the user indicating the name and origin of the current input file. It is now prompting the user for the next action to take.</p> <p>System Action: Wait for instructions from the user.</p> <p>User Response: You may specify 'END', in which case the RECEIVE command processor will terminate, leaving the file to be processed by a later invocation of the RECEIVE command. You may specify 'DELETE', in which case the RECEIVE command processor will delete the current file and continue with the next one. If the current file is to be processed immediately, you may enter any (or none) of the RESTORE parameter values.</p> <p>Issuing Module: INMRUINP</p>	<p>INMR911A Any reply other than 'K' causes file to be deleted.</p> <p>Explanation: The RECEIVE command was processing a file in which there were such severe errors that it has assumed the file should be deleted. Examples are a null file or an I/O error on the first record of a file. The RECEIVE command is requesting permission to delete the input file.</p> <p>System Action: Wait for deletion permission from the user.</p> <p>User Response: Reply 'K' if you wish to have the file kept on the JES spool for a retry of the RECEIVE operation. Any other reply (for example a null reply) will allow the file to be deleted.</p> <p>Issuing Module: INMRM</p>
INMR907A	<p>Enter COPY parameters or 'DELETE' OR 'END'.+</p> <p>Explanation: The RECEIVE command was processing an input file that contained errors and could not be correctly restored. It is now prompting the user for the next action to take.</p> <p>System Action: Wait for instructions from the user.</p>	<p>INMR912I A severe error was detected and the current input file is unusable.</p> <p>Explanation: The RECEIVE command was processing a file in which there were such severe errors that it has assumed the file should be deleted. Examples are a null file or an I/O error on the first record of a file. The RECEIVE command is requesting permission to delete the input file.</p>

- System Action:** Wait for deletion permission from the user.
- User Response:** Reply 'K' if you wish to have the file kept on the JES spool for a retry of the RECEIVE operation. Any other reply (for example a null reply) will allow the file to be deleted.
- Issuing Module:** INMRM
- INMR9131** The PREVIEW option is invalid with partitioned data sets or enciphered files. It has been ignored.
- Explanation:** The RECEIVE command processor encountered a partitioned data set or an enciphered data set. The PREVIEW option was specified, but the RECEIVE command processor does not support PREVIEW for these files.
- System Action:** The PREVIEW specification is ignored and normal processing continues.
- User Response:** None.
- Issuing Module:** INMRO
- INMR9161** Data set was enciphered. Enter Access Method Services REPRO DECIPHER options to restore the file.+
- Explanation:** The RECEIVE command processor encountered an input file that was enciphered by the sender.
- System Action:** The RECEIVE command processor waits for the user to enter DECIPHER options to be passed to the Access Method Services REPRO command.
- User Response:** You should enter DECIPHER options for the Access Method Services REPRO command. If you are not sure what options are valid, consult your system programmer or the manual *OS/VS1 and OS/VS2 MVS Access Method Services Cryptographic Option*. You may enter any valid sub-option of the DECIPHER keyword of the REPRO command.
- Issuing Module:** INMRCODE
- INMR9171** You may enter any subfield of the DECIPHER operand of the Access Method Services REPRO command.+
- Explanation:** The RECEIVE command encountered an input file which was enciphered by the sender. You should enter DECIPHER options for the Access Method Services REPRO command.
- System Action:** RECEIVE waits for the user to enter DECIPHER options to be passed to the Access Method Services REPRO command.
- User Response:** If you are not sure what options are valid, consult your local encryption expert or the manual *OS/VS1 OS/VS2 MVS Access Method Services Cryptographic Option*. You may enter anything in response to this message which is a valid sub-option of the DECIPHER keyword of the REPRO command.
- Issuing Module:** INMRCODE
- INMR9181** Valid options include: DATAKEYFILE, DATAKEYVALUE, SYSTEMKEY, SYSTEMDATAKEY, and SYSTEMKEYNAME.
- Explanation:** The RECEIVE command encountered an input file which was enciphered by the sender. You should enter DECIPHER options for the Access Method Services REPRO command.
- System Action:** RECEIVE waits for the user to enter DECIPHER options to be passed to the Access Method Services REPRO command.
- User Response:** If you are not sure what options are valid, consult your local encryption expert or the manual 'OS/VS1 OS/VS2 MVS Access Method Services Cryptographic Option'. You may enter anything in response to this message which is a valid sub-option of the DECIPHER keyword of the REPRO command.
- Issuing Module:** INMRCODE
- INMR9211** Received file appears not to be an Interactive Data Transmission Facility file. The first record is:
- Explanation:** The RECEIVE command processor encountered an input file in which the header records were missing or in error. The file cannot be restored in the normal fashion. By default, the RECEIVE command processor copies the input file directly to the output file without any attempt at reformatting. The next message line sent to the terminal will be the first record of the file.
- System Action:** Default to COPY mode instead of RESTORE mode.
- User Response:** None.
- Issuing Module:** INMRO
- INMR9221** 'Text of first received record.'
- Explanation:** The RECEIVE command processor encountered an input file in which the control header records were missing or in error. The file cannot be restored in the normal fashion. By default, the RECEIVE command processor copies the input file directly to the output file without any attempt at reformatting.
- System Action:** Default to COPY mode instead of RESTORE mode.
- User Response:** None.
- Issuing Module:** INMRO
- INMR9311** Acknowledgment from 'userid' on 'nodename'.
- Explanation:** The RECEIVE command processor is processing an input file which is a receipt acknowledgment from another node. This message identifies the receiver of the file and the receiver's node name. The next message issued identifies the file that was received. This message line is the first record of the file.
- System Action:** None.
- User Response:** None.
- Issuing Module:** INMRO
- INMR9321** Dataset 'dsname' sent 'date'.
- Explanation:** The RECEIVE command is processing an input file which is a receipt acknowledgment from another node. This message identifies the file received, the time of its original transmission, and the status of the RECEIVE operation. The RECEIVE status value will be either 'STORED', 'DELETED' or the message identifier of an error condition causing a RECEIVE failure.
- System Action:** None.
- User Response:** None.
- Issuing Module:** INMRO

INMX0001	<p>nnnn records sent to 'nodename.userid'.</p> <p><b>Explanation:</b> A successful transmission has been made to the node and userid given in the message. The value "nnnn" is the number of 80-character records that the data occupied. Control records are not included in this value.</p> <p><b>System Action:</b> The TRANSMIT command processor continues with other transmissions or terminates if the transmission to all addressees is complete.</p> <p><b>User Response:</b> None.</p> <p><b>Issuing Module:</b> INMXR INMXMIT</p>	INMX0261	<p>The last name processed was 'name'.</p> <p><b>Explanation:</b> The TRANSMIT command processor was resolving the addressee list and found more than 200 nicknames. The message shows the last nickname processed.</p> <p><b>System Action:</b> The TRANSMIT command terminates.</p> <p><b>User Response:</b> Check for a distribution list that references itself (or references another list that references the first) or for large lists that generate more than 200 nicknames. In the first case, eliminate the circular reference. In the second case, split the list or lists into several executions of the TRANSMIT command.</p> <p><b>Issuing Module:</b> INMXQ</p>
INMX0201	<p>Nickname 'name' was not found in any names dataset. 'name' is ignored.</p> <p><b>Explanation:</b> The name given in the message was not found in any NAMES data set and therefore is not used to generate the node and user for an addressee. The name is either from a TRANSMIT command or from a distribution list.</p> <p><b>System Action:</b> The TRANSMIT command processor continues, ignoring the unresolvable name. If all addressee names are unresolvable, the TRANSMIT command terminates.</p> <p><b>User Response:</b> Check your NAMES data sets to ensure that the required name is present.</p> <p><b>Issuing Module:</b> INMXQ</p>	INMX0271	<p>TRANSMIT command terminated because more than 200 addressees were found.</p> <p><b>Explanation:</b> The TRANSMIT command processor was resolving the addressee list and found more than 200 addressees. Large numbers of addressees might result either from large distribution lists or from lists that form a loop where one list includes itself.</p> <p><b>System Action:</b> The TRANSMIT command processor terminates.</p> <p><b>User Response:</b> Check for a distribution list that references itself (or references another list that references the first) or for large lists that generate more than 200 addressees. In the first case, eliminate the circular reference. In the second case, split the list or lists into several executions of the TRANSMIT command.</p> <p><b>Issuing Module:</b> INMXQ</p>
INMX0211	<p>More than 10 prolog lines are present, subsequent prolog lines are ignored.</p> <p><b>Explanation:</b> The TRANSMIT command processor was scanning the control section of the NAMES data set and found more than 10 prolog tags.</p> <p><b>System Action:</b> Prolog lines after the tenth are indicated as errors and then ignored. The TRANSMIT command processor continues using the first 10 lines.</p> <p><b>User Response:</b> Remove the extra prolog lines from the NAMES data set.</p> <p><b>Issuing Module:</b> INMXQ</p>	INMX0281	<p>The last nickname processed was 'name'.</p> <p><b>Explanation:</b> The TRANSMIT command processor was resolving the addressee list and found more than 200 addressees. The message shows the last nickname processed.</p> <p><b>System Action:</b> The TRANSMIT command processor terminates.</p> <p><b>User Response:</b> Check for a distribution list that references itself (or references another list that references the first) or for large lists that generate more than 200 addressees. In the first case, eliminate the circular reference. In the second case, split the list or lists into several executions of the TRANSMIT command.</p> <p><b>Issuing Module:</b> INMXQ</p>
INMX0221	<p>More than 10 epillog lines are present, subsequent epillog lines are ignored.</p> <p><b>Explanation:</b> The TRANSMIT command processor was scanning the control section of the NAMES data set and found more than 10 epillog tags.</p> <p><b>System Action:</b> Epilog lines after the tenth are indicated as errors and then ignored. The TRANSMIT command processor continues using the first 10 lines.</p> <p><b>User Response:</b> Remove the extra epillog lines from the NAMES data set.</p> <p><b>Issuing Module:</b> INMXQ</p>	INMX0291	<p>A:NICK tag was found for nickname 'name', but it did not contain a:USERID tag.</p> <p><b>Explanation:</b> The TRANSMIT command processor was resolving a nickname from the addressee list and encountered what appeared to be a matching entry in the NAMES data set, but the entry did not have a USERID specification and could not be used.</p> <p><b>System Action:</b> The TRANSMIT command processor continues, but the indicated nickname is not used for transmission. If the nickname in error was the only addressee, the TRANSMIT command processor terminates.</p> <p><b>User Response:</b> Correct the NAMES data set entry for this nickname and reissue the TRANSMIT command.</p> <p><b>Issuing Module:</b> INMXQ</p>
INMX0251	<p>TRANSMIT command terminated because more than 200 nicknames were found.</p> <p><b>Explanation:</b> The TRANSMIT command processor was resolving the addressee list and found more than 200 nicknames. Either the distribution lists are large or they form a loop where one of the lists includes itself.</p> <p><b>System Action:</b> The TRANSMIT command processor terminates.</p> <p><b>User Response:</b> Check for a distribution list that references itself (or references another list that references the first) or for large lists that generate more than 200 nicknames. In the first case, eliminate the circular reference. In the second case, split the list or lists into several executions of the TRANSMIT command.</p> <p><b>Issuing Module:</b> INMXQ</p>	INMX0301	<p>The nickname 'name' is too long. It is ignored.</p> <p><b>Explanation:</b> The TRANSMIT command processor was processing a distribution list from the NAMES data set and encountered the name shown in the message within the list. The name is too long to be a valid nickname.</p>

**System Action:** The TRANSMIT command processor continues, ignoring the invalid nickname.  
**User Response:** Correct the distribution list and reissue the TRANSMIT command.  
**Issuing Module:** INMXQ

**INMX0311** Too many log requests were encountered. Logging to logname 'name' will not be done.  
**Explanation:** The TRANSMIT command processor was stacking requests for logging and an internal table overflowed. The precise number of log requests that the table can contain depends on the number of different log files, and whether the logging requests are from nickname or distribution list entries.  
**System Action:** Continue processing, bypassing the log requests for the indicated log file.  
**User Response:** None.  
**Issuing Module:** INMXQ

**INMX0321** TRANSMIT command terminated. Transmission limit of 'nn' records exceeded.+  
**Explanation:** The TRANSMIT command processor was performing the transmission, but the number of records transmitted exceeded the installation-specified limit.  
**System Action:** The TRANSMIT command processor terminates and the transmission is purged.  
**User Response:** Divide the data to be transmitted into smaller pieces that can be transmitted separately.  
**Issuing Module:** INMXXMIT

**INMX0331** You have exceeded the maximum transmission size set by your installation.  
**Explanation:** The TRANSMIT command processor was performing the transmission, but the number of records transmitted exceeded the installation-specified limit.  
**System Action:** The TRANSMIT command processor terminates and the transmission is purged.  
**User Response:** Divide the data to be transmitted into smaller pieces that can be transmitted separately.  
**Issuing Module:** INMXXMIT

**INMX0341** WARNING: 'nnn' records transmitted. Your installation limit is 'mmm' records.  
**Explanation:** The TRANSMIT command processor was performing the transmission, and reached a warning level specified by the installation. The TRANSMIT command processor continues.  
**System Action:** Continue the transmission.  
**User Response:** None.  
**Issuing Module:** INMXXMIT

**INMX0351** ENCIPHER was specified, but has been disabled by your installation. It is ignored.  
**Explanation:** The TRANSMIT command processor was requested to encipher the data prior to transmission. However your installation has disabled this capability.  
**System Action:** Continue the transmission without enciphering the data.  
**User Response:** Notify your system programmer that the TRANSMIT command INMXPARM installation CSECT does not allow the ENCIPHER option.  
**Issuing Module:** INMXUINP

**INMX0361** Keywords 'SEQUENTIAL' and 'MEMBERS' conflict. 'SEQUENTIAL' is ignored.  
**Explanation:** The TRANSMIT command processor was checking its command parameters and found both the SEQUENTIAL keyword and the MEMBERS keyword. These keywords can not be used together.

**System Action:** Ignore the SEQUENTIAL keyword and continue normally.  
**User Response:** Do not specify both the SEQUENTIAL and MEMBERS keywords on a single invocation of the TRANSMIT command.  
**Issuing Module:** INMXUINP

**INMX0371** TRANSMIT command terminated. Abend 'xxx'.  
**Explanation:** The TRANSMIT command processor has terminated abnormally. 'xxx' is the abend termination code. Message INMX0311 follows and gives the register 15 value (reason code) for the ABEND.  
**System Action:** The TRANSMIT command processor terminates.  
**User Response:** User response depends on the nature of the abend. Some abend codes like B37 and D37 are indications of lack of space and generally are user errors. Abend codes 0Cx are program checks and should be corrected through the IBM programming service system.  
**Issuing Module:** INMXR

**INMX0381** Register 15 value at ABEND was 'nnnn'.  
**Explanation:** The TRANSMIT command processor has terminated abnormally. Message INMX0371 specifies the abend termination. Message INMX0381 gives the value from register 15, which for some abend codes is a reason code.  
**System Action:** The TRANSMIT command processor terminates.  
**User Response:** User response depends on the nature of the abend. Some abend codes like B37 and D37 are indications of lack of space and generally are user errors. Abend codes 0Cx are program checks and should be corrected through the IBM programming service system.  
**Issuing Module:** INMXR

**INMX0401** TRANSMIT command terminated. Failure in partitioned dataset unload. USING IEBCOPY.+  
**Explanation:** The TRANSMIT command processor was attempting to unload a partitioned data set prior to its transmission. Some part of the unloading process failed. Other messages follow this one to indicate more precisely what happened.  
**System Action:** The TRANSMIT command terminates.  
**User Response:** Correct the error as indicated by the following messages and reissue the TRANSMIT command.  
**Issuing Module:** INMXPDS

**INMX0411** IEBCOPY return code = 'nnn'.  
**Explanation:** The TRANSMIT command processor was attempting to unload a partitioned data set prior to its transmission. The IEBCOPY utility, used to unload the data set had a non zero return code. IEBCOPY messages might have been written to the terminal explaining the error.  
**System Action:** The TRANSMIT command processor terminates.  
**User Response:** Correct the error as indicated by accompanying IEBCOPY messages and reissue the TRANSMIT command. Failure to get IEBCOPY messages might result from the specification of the SYSOUT parameter (defaulted by the installation in the INMXPARM). If so, you can get the IEBCOPY error messages by reissuing the TRANSMIT command, specifying the SYSOUT(\*) keyword.  
**Issuing Module:** INMXPDS



INMX042I	<p>Allocation error building 'xxxx' file.</p> <p>Explanation: The TRANSMIT command processor was attempting to unload a partitioned data set prior to its transmission. Several temporary files are used in the unload process and the allocation for one of these failed. Possible files are CONTROL CARD, MESSAGE, SYSUT3 WORK, and OUTPUT. Additional messages follow detailing the type of allocation error. The most probable cause of this error is the incorrect specification of the SYSOUT or VIO parameters of the installation control CSECT, INMXPARM.</p> <p>System Action: The TRANSMIT command processor terminates.</p> <p>User Response: Notify your installation management.</p> <p>Issuing Module: INMXPDS</p>	<p>System Action: The TRANSMIT command processor terminates.</p> <p>User Response: Notify your installation management.</p> <p>Issuing Module: INMXCODE INMXM</p>
INMX043I	<p>Null partitioned datasets cannot be transmitted.</p> <p>Explanation: The TRANSMIT command processor detected that the partitioned data set indicated in the TRANSMIT command did not contain any members. The TRANSMIT command does not allow transmission of empty partitioned data sets.</p> <p>System Action: The TRANSMIT command processor terminates.</p> <p>User Response: Insure that the partitioned data set contains at least one member.</p> <p>Issuing Module: INMXPDS</p>	<p>INMX060I TRANSMIT command terminated. Input dataset unusable.+</p> <p>Explanation: The TRANSMIT command processor was processing the file it was going to transmit and encountered some type of error in the file. Subsequent messages further identify the error.</p> <p>System Action: The TRANSMIT command processor terminates.</p> <p>User Response: Correct the error as identified by subsequent messages and reissue the TRANSMIT command.</p> <p>Issuing Module: INMXXMIT</p>
INMX050I	<p>TRANSMIT command terminated. Failure during encipher processing.+</p> <p>Explanation: The TRANSMIT command processor was attempting to encipher a data set prior to its transmission. Some part of the encipher process failed. Additional messages identify the specific failure.</p> <p>System Action: The TRANSMIT command processor terminates.</p> <p>User Response: Correct the error as identified by subsequent messages and reissue the TRANSMIT command.</p> <p>Issuing Module: INMXCODE INMXM</p>	<p>INMX061I Allocation failed for dataset 'dsname'+.</p> <p>Explanation: The TRANSMIT command processor was attempting to allocate the specified data set, but the allocation failed. A subsequent message identifies the cause of the allocation failure.</p> <p>System Action: The TRANSMIT command processor terminates.</p> <p>User Response: Correct the error as identified by subsequent messages and reissue the TRANSMIT command.</p> <p>Issuing Module: INMXI</p>
INMX051I	<p>IDCAMS return code = 'nnn'.</p> <p>Explanation: The TRANSMIT command processor was attempting to encipher a data set prior to its transmission. The IDCAMS utility, invoked to encipher the data set had a nonzero return code. IDCAMS messages might have been written to the terminal explaining the error.</p> <p>System Action: The TRANSMIT command processor terminates.</p> <p>User Response: Correct the error as indicated by accompanying IDCAMS messages and reissue the TRANSMIT command. Failure to get IDCAMS messages might result from the specification of the SYSOUT parameter (defaulted by the installation in the INMXPARM module). If so, you can get the IDCAMS error messages by reissuing the the TRANSMIT command, specifying the SYSOUT(*) keyword.</p> <p>Issuing Module: INMXCODE</p>	<p>INMX062I OPEN failed for dataset 'dsname'.</p> <p>Explanation: The TRANSMIT command was issued with the DATASET or DSNNAME keyword. The TRANSMIT command issued an OPEN for the specified data set, but the OPEN failed.</p> <p>System Action: The TRANSMIT command terminates and a system dump is taken.</p> <p>User Response: Notify your system programmer.</p> <p>Issuing Module: INMXXMIT</p>
INMX052I	<p>Allocation error building 'xxxx' file.</p> <p>Explanation: The TRANSMIT command processor was attempting to encipher a data set prior to its transmission. Several temporary files are used in the encipher process and the allocation for one of these files failed. Possible files are CONTROL CARD, MESSAGE, and OUTPUT. Additional messages follow detailing the type of allocation error. The most probable cause of this error is the incorrect specification of the SYSOUT or VIO parameters of the installation control CSECT, INMXPARM.</p>	<p>INMX063I OPEN failed for DDname 'ddname'.</p> <p>Explanation: The TRANSMIT command was issued with the DDNAME or FILE keyword and the ddname specified in the message. An OPEN for that ddname failed. The most probable cause of this error is that the specified ddname was not allocated.</p> <p>System Action: The TRANSMIT command terminates.</p> <p>User Response: Check that the ddname is properly allocated and reissue the TRANSMIT command.</p> <p>Issuing Module: INMXI</p>
		<p>INMX064I Dataset 'dsname' not on volume indicated by the catalog.</p> <p>Explanation: The TRANSMIT command was issued with the DATASET or DSNNAME keyword. The indicated data set was cataloged, but not found on the volume indicated by the catalog.</p> <p>System Action: The TRANSMIT command terminates.</p> <p>User Response: Check that the requested data set exists and that it is cataloged correctly, then reissue the TRANSMIT command.</p> <p>Issuing Module: INMXI</p>
		<p>INMX065I Required volume 'volser' not mounted.</p> <p>Explanation: The TRANSMIT command was issued with the DATASET or DSNNAME keyword. The indicated data set was cataloged, but the volume on which it resides was not mounted.</p> <p>System Action: The TRANSMIT command terminates.</p> <p>User Response: Check that the requested data set exists and that it is cataloged correctly, then reissue the TRANSMIT command.</p>

Issuing Module: INMXI

**INMX066I** I/O error in VTOC of volume 'volser'.  
**Explanation:** The TRANSMIT command was issued with the DATASET or DSNAME keyword. The indicated data set was found and an OBTAIN was issued to get information about the data set. The OBTAIN SVC set a return code indicating an I/O error in the VTOC of the volume.  
**System Action:** The TRANSMIT command terminates.  
**User Response:** Notify your local data management support person that the indicated volume has problems.  
 Issuing Module: INMXI

**INMX067I** OBTAIN return code 'nn' for dataset 'dsname'.  
**Explanation:** The TRANSMIT command was issued with the DATASET or DSNAME keyword. The indicated data set was found and an OBTAIN was issued to get information about the data set. The OBTAIN SVC set an error return code.  
**System Action:** The TRANSMIT command terminates and a system dump is taken.  
**User Response:** Check the specific OBTAIN return code in the *System Programming Library: System Macros and Facilities* manual to determine the cause of the problem.  
 Issuing Module: INMXI

**INMX068I** Datasets with keys are not supported.  
**Explanation:** The TRANSMIT command was issued with the DATASET or DSNAME keyword. The indicated data set was found to have keys, but keys are not supported by the TRANSMIT command.  
**System Action:** The TRANSMIT command terminates.  
**User Response:** You can not TRANSMIT data sets with keys. If you have an unload utility that will create a non-keyed data set from the keyed file, you can transmit the non-keyed version and rebuild the original data set manually at the destination.  
 Issuing Module: INMXI

**INMX069I** Dataset organization of dataset 'dsname' is not supported.  
**Explanation:** The TRANSMIT command was issued with the DATASET or DSNAME keyword. The indicated data set had a data set organization not supported by TRANSMIT. Supported organizations are physical sequential and partitioned.  
**System Action:** The TRANSMIT command terminates.  
**User Response:** You can not TRANSMIT data sets of this type. If you have an unload utility that will create a physical sequential dataset from the original file, you can transmit the sequential version and rebuild the original manually at the destination.  
 Issuing Module: INMXI

**INMX070I** Permanent I/O error on input dataset.+  
**Explanation:** The TRANSMIT command processor was reading the input file specified on the TRANSMIT command when an I/O error was encountered.  
**System Action:** The TRANSMIT command processor terminates.  
**User Response:** None.  
 Issuing Module: INMXXMIT

**INMX071I** 'text of I/O error for message INMX070I'  
**Explanation:** The TRANSMIT command processor was reading the input file specified on the TRANSMIT command when an I/O error was encountered.  
**System Action:** The TRANSMIT command processor terminates.

User Response: None.  
 Issuing Module: INMXXMIT

**INMX073I** Log process failed for log dataset 'dsname'.  
**Explanation:** The TRANSMIT command processor was attempting to make a log entry in the indicated log data set. The attempt failed for reasons identified in subsequent messages.  
**System Action:** The TRANSMIT command processor continues with any log entries for other log data sets.  
**User Response:** Correct the problems as indicated in subsequent messages.  
 Issuing Module: INMXLOG

**INMX074I** OPEN for the dataset failed.  
**Explanation:** The TRANSMIT command processor was attempting to make a log entry in the log data set indicated by message INMX073I. The data set was allocated correctly, but when an OPEN was issued, the OPEN failed.  
**System Action:** The TRANSMIT command processor continues with log requests for other data sets.  
**User Response:** Verify the usability of the indicated log data set.  
 Issuing Module: INMXLOG

**INMX081I** TRANSMIT command terminated because it was not invoked authorized.  
**Explanation:** The TRANSMIT command was invoked in a non-authorized environment (for example, under SPF option 6).  
**System Action:** The TRANSMIT command terminates.  
**User Response:** Do not issue the TRANSMIT command in a non-authorized environment.  
 Issuing Module: INMXXM

**INMX083I** TRANSMIT command terminated. The OPEN failed on file passed from IEBCOPY or Access Method Service REPRO.  
**Explanation:** The TRANSMIT command was invoked to transmit a partitioned data set or the TRANSMIT command had enciphered the transmitted data set. The data sets written by the partitioned data set unload utility (IEBCOPY) or the encipher utility (Access Method Services REPRO) could not be reopened as input to the transmission process.  
**System Action:** The TRANSMIT command terminates and a system dump is taken.  
**User Response:** Notify your system programmer.  
 Issuing Module: IMXXMIT

**INMX090A** Enter 'message' for receiver. Enter 'string' to stop.  
**Explanation:** The TRANSMIT command was invoked with the LINE keyword and is prompting the you for data or message text to be sent.  
**System Action:** The TRANSMIT command waits for you to enter one or more lines of input.  
**User Response:** Enter one or more lines of text, depressing the "ENTER" key after each line. After all text lines have been entered, enter the indicated string to allow the TRANSMIT command to continue.  
 Issuing Module: INMXTIN

**INMX092I** TRANSMIT command terminated. Failure in command syntax checking.+  
**Explanation:** The TRANSMIT command invoked the IKJPARS TSO service routine to perform syntax checking on the command parameters. The IKJPARS routine detected errors in command syntax. Subsequent messages identify the specific errors.  
**System Action:** The TRANSMIT command terminates.

	<p>User Response: Correct the errors as indicated by subsequent messages.</p> <p>Issuing Module: INMXUINP</p>	<p>User Response: Specify CONTROL PROMPT in a CLIST or PROFILE PROMPT in TSO mode.</p> <p>Issuing Module: INMXCODE</p>
INMX094I	<p>The command was incomplete, but prompting is not allowed.</p> <p>Explanation: The TRANSMIT command invoked the IKJPARS TSO service routine to perform syntax checking on the command parameters. The parameters were incomplete or in error, but IKJPARS was prevented from prompting either by a PROFILE NOPROMPT specification or by the CONTROL NOPROMPT (perhaps defaulted) specification within a CLIST.</p> <p>System Action: The TRANSMIT command terminates.</p> <p>User Response: If the TRANSMIT was within a CLIST, specify CONTROL PROMPT to allow prompting within the CLIST or issue the PROFILE PROMPT command to allow prompting outside the CLIST.</p> <p>Issuing Module: INMXUINP</p>	<p>INMX107I Return code nn from IKJEFF02.</p> <p>Explanation: The TRANSMIT command processor tried to prompt for ENCIPHER parameters but prompting failed. The return code from IKJEFF02 is indicated in this message. A TSO message follows message INMX107I and describes the IKJEFF02 return code.</p> <p>System Action: The TRANSMIT command processor terminates.</p> <p>User Response: See the description of the following TSO message.</p> <p>Issuing Module: INMXCODE</p>
INMX100A	<p>Enter ENCIPHER options for Access Method Service REPRO command.+</p> <p>Explanation: The TRANSMIT command was invoked with the ENCIPHER option. You are being prompted to specify the encryption options you wish passed to the Access Method Services REPRO command as subfields of the ENCIPHER keyword.</p> <p>System Action: The TRANSMIT command waits for a response from the user.</p> <p>User Response: Consult the manual <i>OS/VS1 and OS/VS2 MVS Access Method Services Cryptographic Option</i> for the options that control enciphering data.</p> <p>Issuing Module: INMXCODE</p>	<p>INMX150I TRANSMIT command terminated by installation exit 'exitname'.</p> <p>Explanation: The TRANSMIT command invoked the named installation exit routine, which terminated the TRANSMIT command.</p> <p>System Action: The TRANSMIT command terminates.</p> <p>User Response: Contact your system programmer.</p> <p>Issuing Module: INMXZ</p>
INMX101I	<p>Valid options include: EXTERNALKEYNAME, INTERNALKEYNAME, PRIVATEKEY, CIPHERUNIT, DATAKEYFILE, DATAKEYVALUE, SHIPKEYNAMES, STOREDATAKEY, STOREKEYNAME, USERDATA.</p> <p>Explanation: The TRANSMIT command was invoked with the ENCIPHER option. You are being prompted to specify the encryption options you want passed to the Access Method Services REPRO command as subfields of the ENCIPHER keyword.</p> <p>System Action: The TRANSMIT command waits for your response.</p> <p>User Response: Consult the manual <i>OS/VS1 and OS/VS2 MVS Access Method Services Cryptographic Option</i> for the options that control enciphering data.</p> <p>Issuing Module: INMXCODE</p>	<p>INMX151I 'installation message text'.</p> <p>Explanation: The TRANSMIT command invoked an installation exit that returned this text to be send as a message to the user.</p> <p>System Action: None.</p> <p>User Response: Contact your system programmer.</p> <p>Issuing Module: INMXZ</p>
INMX105I	<p>TRANSMIT command terminated. Unable to prompt for control parameters.+</p> <p>Explanation: The TRANSMIT command processor was attempting to prompt for ENCIPHER parameters but prompting failed. The cause of the prompt failure is identified in a subsequent message.</p> <p>System Action: The TRANSMIT command processor terminates.</p> <p>User Response: The correct response to this message is determined by the message that follows.</p> <p>Issuing Module: INMXCODE</p>	<p>INMX152I TRANSMIT command terminated. The installation CSECT, INMXPARM, is missing or the IBM default values have not been replaced by your installation.</p> <p>Explanation: The TRANSMIT command processor requires inclusion of the INMXPARM installation CSECT in order to execute. Your installation should replace the IBM supplied dummy csect with parameters particular to your installation.</p> <p>System Action: The TRANSMIT command processor terminates.</p> <p>User Response: Notify your system programmer.</p> <p>Issuing Module: INMXM</p>
INMX106I	<p>Prompting was inhibited.</p> <p>Explanation: The TRANSMIT command processor tried to prompt for ENCIPHER parameters but prompting was not allowed. Either PROFILE NOPROMPT is specified or the TRANSMIT occurred in a CLIST in which CONTROL NOPROMPT was either specified or defaulted.</p> <p>System Action: The TRANSMIT command processor terminates.</p>	<p>INMX201I Transmission for 'node.userid' unsuccessful.</p> <p>Explanation: The TRANSMIT command processor was performing the transmission to the indicated userid when an error occurred. Subsequent messages identify the error.</p> <p>System Action: Depending on the type of error, the TRANSMIT command might attempt transmissions to other addressees or it might terminate at this point.</p> <p>User Response: Correct the error as indicated in subsequent messages and reissue the TRANSMIT command.</p> <p>Issuing Module: INMXASYS</p>
		<p>INMX202I Node name 'nodename' not defined to JES.</p> <p>Explanation: The TRANSMIT command processor was performing the transmission to the addressee indicated in message INMX201I. The transmission was unsuccessful because the requested node name was not known to JES.</p> <p>System Action: No transmission is made to this addressee. Transmissions to other addressees will continue.</p> <p>User Response: Verify that the node name is correct. If it is correct, have your system programmer define it in the JES initialization statements.</p> <p>Issuing Module: INMXASYS</p>

**INMX203I** JES output file allocation error.+  
**Explanation:** The TRANSMIT command processor was performing the transmission to the addressee indicated in message INMX201I. The TRANSMIT command processor attempted to allocate a SYSOUT file specifying that node and userid, but the allocation failed. A subsequent message identifies the allocation failure.  
**System Action:** The TRANSMIT command terminates and a system dump is taken.  
**User Response:** Notify your installation management.  
**Issuing Module:** INMXASYS

**INMX204I** JES output file OPEN failure.  
**Explanation:** The TRANSMIT command processor was performing the transmission to the addressee indicated in message INMX201I. The TRANSMIT command processor attempted to OPEN a SYSOUT file specifying that node and userid, but the OPEN failed.  
**System Action:** The TRANSMIT command terminates and a system dump is taken.  
**User Response:** Notify your installation management.  
**Issuing Module:** INMXASYS


**INMX206I** TRANSMIT command terminated. Output DDname OPEN failed.  
**Explanation:** The TRANSMIT command was issued with the OUTDDNAME or OUTFILE keyword. An OPEN for the specified ddname failed.  
**System Action:** The TRANSMIT command terminates.  
**User Response:** Verify that the ddname was correct and that it was allocated correctly, then reissue the TRANSMIT command.  
**Issuing Module:** INMXASYS

**INMX208I** TRANSMIT command terminated. Output dsname allocation failed. DSN = 'dsname'.  
**Explanation:** The TRANSMIT command was issued with the OUTDSNAME or OUTDDNAME keyword. An allocation for the specified data set failed. Subsequent messages identify the type of allocation failure.  
**System Action:** The TRANSMIT command terminates.  
**User Response:** Verify that the data set name was correct and that it is usable, then reissue the TRANSMIT command.  
**Issuing Module:** INMXASYS

**INMX209I** TRANSMIT command terminated. Output dsname 'dsname' is not a sequential dataset.  
**Explanation:** The TRANSMIT command was issued with the OUTDSNAME or OUTDDNAME keyword. The specified data set was not a physical sequential data set and could not be used.  
**System Action:** The TRANSMIT command terminates.  
**User Response:** Verify that the data set name was correct and that it is a physical sequential data set, then reissue the TRANSMIT command.  
**Issuing Module:** INMXASYS

**INMX210I** TRANSMIT command terminated. OPEN failed for output dataset 'dsname'.  
**Explanation:** The TRANSMIT command was issued with the OUTDSNAME or OUTDDNAME keyword. An OPEN failed for the specified data set.  
**System Action:** The TRANSMIT command terminates.  
**User Response:** Verify that the data set name was correct and that it is usable, then reissue the TRANSMIT command.  
**Issuing Module:** INMXASYS

GD23-0264-1



This manual is part of a library that serves as a reference source for systems analysts, programmers, and operators of IBM systems. This form may be used to communicate your views about this publication. They will be sent to the author's department for whatever review and action, if any, is deemed appropriate.

IBM may use or distribute any of the information you supply in any way it believes appropriate without incurring any obligation whatever. You may, of course, continue to use the information you supply.

**Note: Copies of IBM publications are not stocked at the location to which this form is addressed. Please direct any requests for copies of publications, or for assistance in using your IBM system, to your IBM representative or to the IBM branch office serving your locality.**

Possible topics for comments are:

Clarity    Accuracy    Completeness    Organization    Coding    Retrieval    Legibility

If comments apply to a Selectable Unit, please provide the name of the Selectable Unit \_\_\_\_\_.

If you wish a reply, give your name and mailing address:

\_\_\_\_\_

\_\_\_\_\_

\_\_\_\_\_

Note: Staples can cause problems with automated mail sorting equipment. Please use pressure sensitive or other gummed tape to seal this form.

Cut or Fold Along Line

Please circle the description that most closely describes your occupation.

Customer	(Q) Install Mgr.	(U) System Consult.	(X) System Analyst	(Y) System Prog.	(Z) Applica. Prog.	(F) System Oper.	(I) I/O Oper.	(L) Term. Oper.	(O) Other			
IBM	(S) System Eng.	(P) Prog. Sys. Rep.	(A) System Analyst	(B) System Prog.	(C) Applica. Prog.	(D) Dev. Prog.	(R) Comp. Prog.	(G) System Oper.	(J) I/O Oper.	(E) Ed. Dev. Rep.	(N) Cust. Eng.	(T) Tech. Staff Rep.

Number of latest Newsletter associated with this publication: \_\_\_\_\_

Thank you for your cooperation. No postage stamp necessary if mailed in the U.S.A. (Elsewhere, an IBM office or representative will be happy to forward your comments.)

Cut or Fold Along Line

Reader's Comment Form

Fold and tape


Please Do Not Staple

Fold and tape



NO POSTAGE  
NECESSARY  
IF MAILED  
IN THE  
UNITED STATES

**BUSINESS REPLY MAIL**  
FIRST CLASS PERMIT NO. 40 ARMONK, N.Y.



POSTAGE WILL BE PAID BY ADDRESSEE:

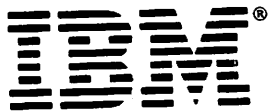
International Business Machines Corporation  
Department D58, Building 706-2  
PO Box 390  
Poughkeepsie, New York 12602

Fold and tape

Please Do Not Staple

Fold and tape

OS/VS Message Library: VS2 TSO Terminal Messages (S370-40) Printed in U.S.A. GC38-1046-0



# IBM System Library Supplement

**This Supplement No.** GD23-0243-0

**Date** November 30, 1981

**File No.** S370-39

**For Base Publication** GC38-1046-0, OS/VS Message Library: VS2 TSO Terminal Messages  
© Copyright IBM Corp. 1978

**Prerequisites** None

## TSO Extensions (TSO/E) Program Number 5665-285

This supplement contains replacement pages for *VS2 TSO Terminal Messages* to support TSO/E.

Before inserting any of the attached pages into *VS2 TSO Terminal Messages*, read *carefully* the instructions on this cover. They indicate when and how you should insert the pages.

### Pages to be Removed

iii - iv  
IKJ-9 - IKJ-16  
IKJ-19 - IKJ-26  
IKJ-35 - IKJ-36  
IKJ-39 - IKJ-44  
None

### Attached Pages to be Inserted\*

iii - iv  
IKJ-9 - IKJ-16.2  
IKJ-19 - IKJ-26.2  
IKJ-35 - IKJ-36.2  
IKJ-39 - IKJ-44  
INM-1 - INM-16

\*If you are inserting pages from different Newsletters/Supplements and *identical* page numbers are involved, always use the page with the latest date (shown in the slug at the top of the page). The page with the latest date contains the most complete information.

IBM Corporation, Publications Development, Department D58, Building 706-2,  
PO Box 390, Poughkeepsie, New York 12602

Printed in U.S.A.

**Summary of Amendments**

The following IKJ messages have been modified or added for the TSO Extensions (TSO/E) Program Product: IKJ52321I, IKJ52428I, IKJ52429I, IKJ52430I, IKJ52431I, IKJ52432A, IKJ52433A, IKJ55050I, IKJ56120I, IKJ5612I, IKJ56122I, IKJ56123I, IKJ56124I, IKJ56130I, IKJ5613I, IKJ56132I, IKJ56133I, IKJ56134I, IKJ56135I, IKJ56137I, IKJ56217I, IKJ56228I, IKJ56251I, IKJ56254I, IKJ56257I, IKJ56258I, IKJ56260I, IKJ56264I, IKJ56271I, IKJ56274A, IKJ56275A, IKJ56276A, IKJ56277A, IKJ5628I, IKJ56545I, IKJ56550I, IKJ56673I, IKJ56703A, IKJ56704I, IKJ56716I, and IKJ56718A.

A new section has been added for TSO/E Interactive Data Transmission Facility (INM-prefixed) messages. This section includes an INM messages chart and the INM messages and their descriptions.

**Note:** *Please file this cover letter at the back of the base publication to provide a record of changes.*



# IBM System Library Supplement

This Supplement No. GD23-0264-1  
Date May 13, 1983

File No. S370-36

For Base Publication GC38-1046-0, OS/VS Message Library: VS2 TSO Terminal Messages  
© Copyright IBM Corp. 1978

Prerequisites GD23-0269-0

## TSO Extensions (TSO/E) Program Number 5665-285

This supplement contains replacement pages for *TSO Terminal Messages* to support TSO/E.

Before inserting any of the attached pages into *TSO Terminal Messages*, read *carefully* the instructions on this cover. They indicate when and how you should insert the pages.

In an MVS/Extended Architecture environment, TSO Extensions (TSO/E) Program Number 5665-285 has the following prerequisite: MVS/SP-JES2 Version 2 5740-XC6 or MVS/SP-JES3 Version 2 5665-291. Do *not* insert the attached pages unless you install one of these prerequisite products and have previously incorporated the indicated prerequisite Newsletters/Supplements into this base publication.

<u>Pages to be Removed</u>	<u>Attached Pages to be Inserted*</u>
Cover - Edition Notice iii - iv	Cover - Edition Notice iii - iv
IKJ-9 - IKJ-16	IKJ-9 - IKJ-16.2
IKJ-19 - IKJ-28	IKJ-19 - IKJ-28.2
IKJ-35 - IKJ-36	IKJ-35 - IKJ-36.2
IKJ-39 - IKJ-50	IKJ-39 - IKJ-50
IKJ-53 - IKJ-54	IKJ-53 - IKJ-54
None	INM-1 - INM-16

\*If you are inserting pages from different Newsletters/Supplements and *identical* page numbers are involved, always use the page with the latest date (shown in the slug at the top of the page). The page with the latest date contains the most complete information.

IBM Corporation, Information Development, Department D58, Building 920-2,  
PO Box 390, Poughkeepsie, New York 12602

**Summary of Amendments**

This supplement documents changes made in the packaging of TSO/E.

**Note:** *Please file this cover letter at the back of the base publication to provide a record of changes.*

# System Library Supplement

**This Supplement No.** GD23-0205-0

**Date** October 17, 1980

**File No.** S370-39

**For Base Publication** GC38-1046-0, OS/VS Message Library: VS2 TSO Terminal Messages  
© Copyright IBM Corp. 1978

**Prerequisites** None

## **OS/VS2 MVS TSO Command Package Program Number 5740-XT6**

This supplement contains replacement pages for *VS2 TSO Terminal Messages* to support Version 1 Release 1 of the TSO Command Package (Program No. 5740-XT6) and subsequent releases.

Before inserting any of the attached pages into *VS2 TSO Terminal Messages*, read *carefully* the instructions on this cover. They indicate when and how you should insert the pages.

<u>Pages to be Removed</u>	<u>Attached Pages to be Inserted*</u>
13 - 16	13 - 16.2
19 - 26	19 - 26
35 - 36	35 - 36
39 - 40	39 - 40.2

\*If you are inserting pages from different Newsletters/Supplements and *identical* page numbers are involved, always use the page with the latest date (shown in the slug at the top of the page). The page with the latest date contains the most complete information.

A change to the text or to an illustration is indicated by a vertical line to the left of the change.

**IBM Corporation, Publications Development, Department D58, Building 706-2,  
PO Box 390, Poughkeepsie, New York 12602**

## **Summary of Amendments**

The following messages have been updated/modified for the TSO Command Package Program Product: IKJ52321I, IKJ52428I, IKJ52429I, IKJ52430I, IKJ52431I, IKJ52432A, IKJ52433A, IKJ55050I, IKJ56217I, IKJ56251I, IKJIKJ56254I, IKJ56257I, IKJ56258I, IKJ56264, IKJ56270, IKJ56271, IKJ56281, IKJ56545I, IKJ56550I, IKJ56673I, and IKJ56675I.

Please note that this supplement replaces portions of the *OS/VS2 MVS TSO Command Package: User's Guide and Reference*, SC28-0748.

**Note:** *Please file this cover letter at the back of the base publication to provide a record of changes.*

GD23-0205-0

