

## **Systems**

## **OS/VS Message Library: VS2 System Messages**

VS2.03.801  
VS2.03.803  
VS2.03.804  
VS2.03.807  
VS2.03.808  
VS2.03.810  
VS2.03.813

# **IBM**

This minor revision incorporates the following Selectable Units:

VTAM2	VS2.03.801
JES2 Release 4.0	VS2.03.803
Scheduler Improvements	VS2.03.804
Supervisor Performance #2	VS2.03.807
Data Management	VS2.03.808
IBM 3800 Printing Subsystem	VS2.03.810
TSO/VTAM	VS2.03.813

#### First Edition (July, 1976)

This is a reprint of GC38-1002-4 incorporating changes released in the following Selectable Unit Newsletters:

- GN28-2632 (dated January 16, 1976)
- GN28-2649 (dated May 28, 1976)
- GN28-2714 (dated May 28, 1976)
- GN28-2706 (dated May 28, 1976)
- GN28-2721 (dated July 30, 1976)
- GN28-2717 (dated May 28, 1976)
- GN28-2658 (dated May 28, 1976)

This edition applies to Release 3.7 of OS/VS2 and to all subsequent releases of OS/VS2 until otherwise indicated in new editions or Technical Newsletters. Changes are continually made to the information herein; before using this publication in connection with the operation of IBM systems, consult the latest *IBM System/370 Bibliography*, GC20-0001, for the editions that are applicable and current.

Requests for copies of IBM publications should be made to your IBM representative or to the IBM branch office serving your locality.

A form for readers' comments is provided at the back of this publication. If the form has been removed, comments may be addressed to IBM Corporation, Publications Development, Department D58, Building 706-2, PO Box 390, Poughkeepsie, N.Y. 12602. Comments become the property of IBM.

This publication lists the system messages produced by IBM-supplied components of the operating system. The causes of the message are explained, the accompanying actions by the operating system are described, and appropriate responses are suggested. The messages are presented in alphameric order.

### **Associated Publications**

This publication contains some messages that appear in other publications and are duplicated in this publication, and some messages that appear in this publication only. Those publications that contain messages or that serve as references to specific messages are listed at the beginning of their appropriate message sections in this publication.

Those publications that introduce concepts and terminology relevant to all messages are:

*OS/VS Data Management Services Guide*, GC26-3783

*OS/VS2 Supervisor Services and Macro Instructions*, GC28-0683

*Operator's Library: OS/VS2 Reference (JES2)*, GC38-0210

*OS/VS2 System Programming Library: Debugging Handbook*, GC28-0632

*OS/VS2 JCL*, GC28-0692

*OS/VS2 System Programming Library: Service Aids*, GC28-0674

*OS/VS Utilities*, GC35-0005

A list of the books belonging to the OS/VS Message Library is contained in figure 2 of this publication.



## Contents

Summary of Amendments . . . . .	9
Introduction . . . . .	11
Section 1: HASP JES2 Messages . . . . .	1-1
Section 2: ICF Power Warning Feature Messages . . . . .	2-1
Section 3: IDA Virtual Storage Access Method Messages . . . . .	3-1
Section 4: IDC Access Method Services Messages . . . . .	4-1
Section 5: IEA Supervisor Messages . . . . .	5-1
Section 6: IEC Data Management Messages . . . . .	6-1
Section 7: IED Telecommunications Access Method (TCAM) Messages . . . . .	7-1
Section 8: IEE Master Scheduler Messages . . . . .	8-1
Section 9: IEF Job Scheduler Messages . . . . .	9-1
Section 10: IEI System Generation Messages . . . . .	10-1
Section 11: IFA SMF Dump Program Messages . . . . .	11-1
Section 12: IFB Environment Recording Messages . . . . .	12-1
Section 13: IGF Machine-Check Handler, Dynamic Device Reconfiguration, Channel Check Handler and Missing Interrupt Handler Messages . . . . .	13-1
Section 14: IHJ Checkpoint/Restart Messages . . . . .	14-1
Section 15: IKJ TSO Messages . . . . .	15-1
TSO Programmer and Operator Messages . . . . .	15-1
TSO Terminal Messages . . . . .	15-9
Section 16: IKM PL/1 Syntax Checker Messages . . . . .	16-1
Section 16A: IKT TSO/VTAM (VS2.03.813) . . . . .	16A-1
Section 17: ILR Auxiliary Storage Management . . . . .	17-1
Section 18: IPD FORTRAN Syntax Checker Messages . . . . .	18-1
Section 19: IQA Dynamic Support System Messages . . . . .	19-1
Section 20: IRA System Resources Manager Messages . . . . .	20-1
Section 21: IRB MF/1 Messages . . . . .	21-1
Section 22: IST VTAM Messages . . . . .	22-1
Section 23: Problem Determination Tables I and II . . . . .	23-1

## Figures

Figure 1. Customizing Your Message Library . . . . .	12
Figure 2. OS/VS Message Library . . . . .	13
Figure 3. OS/VS2 Message Directory . . . . .	14
Figure 4. Variable Data . . . . .	16
Figure 5. Problem Determination (Tables I and II) . . . . .	23-1

Contents Directory

JES2 → HASP

Power Warning Feature Support → ICF

Virtual Storage Access Method → IDA

Access Method Services → IDC

I/O Supervisor, Supervisor, ABEND, NIP → IEA

End-of-volume, Open, Catalog Management, Checkpoint Start, DADSM, Tape Label Creation, BTAM → IEC

TCAM → IED

Master Scheduler → IEE

Job Scheduler → IEF

System Generation → IEI

SMF Dump Program → IFA

Environment Recording → IFB

MCH, DDR, CCH, and MIH → IGF

Checkpoint/Restart → IHJ

TSO → IKJ

PL/1 Syntax Checker → IKM

Auxiliary Storage Management → ILR

FORTRAN Syntax Checker → IPD

Dynamic Support System → IOA


System Resources Manager → IRA

MF/1 → IRB

VTAM → IST









**Summary of Amendments  
for GC38-1002-4  
OS/VS2 Release 3.7**

Changes have been made throughout this publication to reflect a Service Update - OS/VS2 Release 3.7. In addition, pertinent technical and editorial changes have been made.

The following new messages have been added:

IDC394I, IDC0102I, IDC0105I, IDC0106I, IDC0107I, IDC0112I, IDC0361I, IDC0362I, IDC0363I, IDC0810I, IDC0811I, IDC0812I, IDC0813I, IDC0814I, IDC0815I, IDC0816I, IDC0817I, IDC0832I, IDC2074I, IDC2103I, IDC2108I, IDC2109I, IDC2110I, IDC2111I, IDC2360I, IDC2364I, IDC2375I, IDC2399I, IDC2833I, IDC2834I, IDC2916I, IDC2972I, IDC3113I, IDC3190I, IDC3380I, IDC3584I, IDC01120I, IDC01121I, IDC01122I, IDC01123I, IDC01124I, IDC01146I, IDC01190I, IDC21100I, IDC21101I, IDC21102I, IDC21103I, IDC21104I, IDC21105I, IDC21106I, IDC21107I, IDC21108I, IDC21141I, IDC21144I, IDC31140I, IDC31142I, IDC31143I, IDC31145I, IDC31160I, IDC31170I, IDC31180I, IDC31181I, - IEA983I - IEC305I, IEC702I - IEF688I.

The following system messages have been changed:

\$HASP096, \$HASP098, \$HASP165, \$HASP260, \$HASP310, \$HASP311, \$HASP352, \$HASP353, \$HASP355, \$HASP375, \$HASP376, \$HASP403, \$HASP419, \$HASP420, \$HASP431, \$HASP433, \$HASP434, \$HASP435, \$HASP986 - IDC0063I, IDC0733I, IDC2065I, IDC2095I, IDC2100I, IDC2096I, IDC2650I, IDC3009I, IDC3062I, IDC3732I, IDC3734I, IDC3905I, IDC4999I - IEA000I, IEA001I, IEA700I, IEA877A - IEC036I, IEC140I, IEC141I, IEC151I, IEC156I, IEC161I, IEC331I, IEC403A, IEC701D - IED460I, IED464I - IEE143I, IEE250I, IEE301I, IEE328I, IEE349I, IEE380I, IEE450I, IEE600I, IEE713I, IEE930I - IEF197I, IEF260I, IEF453I, IEF612I, IEF624I - IFB010D - IHJ000I, IHJ007I - IST025I, IST106I, IST108I, IST109I, IST110I, IST111I, IST113I, IST123I, IST130I, IST131I, IST151I, IST163I, IST164I, IST285I, IST286I, IST288I, IST289I, IST300I, IST514I, IST515I, IST625I, IST626I, IST627I, IST653I, IST657I.

The following system messages have been deleted:

IDC3074I, IDC3560I, IDC messages without enhanced VSAM - IEC303I - IEE323I, IEE348I, IEE377I, IEE390I, IEE391I, IEE415I, IEE475I, IEE514I, IEE907I, IEE912I - IEF298I, IEF312I, IEF409I, IEF415I, IEC331I - IKJ TSO terminal messages.

**Summary of Amendments  
for GC38-1002-3  
as Updated by GN28-2608  
VS2 Release 3**

Message Id	Reason	Message Id	Reason
\$HASP260	Corrections.	IED012	Additional information.
IDC3351I	Additional information.	IED064I	Correction.
IDC3744I	Correction.	IED098I	Additional information.
IDC3745I	Additional information.	IED460I	Additional information.
IDC3905	Additional information.	IED464I	Additional information.
IEC020I	Corrections.	IEE070I	Correction.
IEC132I	New message.	IEE071I	Correction.
IEC145I	Additional information.	IEF657I	Correction.
IEC250I	New message.	ILR008W	New message.
IEC253I	New message.	ILR009I	New message.

**Summary of Amendments  
for GC38-1002-3  
as Updated by GN28-2590  
VS2 Release 3**

Message Id	Reason	Message Id	Reason
IDA005	Additional information.	IHJ013I	Deleted.
IDA018	Corrections.	IST001I	Corrections.
IDA019	Corrections.	IST006I	Corrections.
IDA021	Typographical error.	IST008I	Deleted.
IDA021	Corrections.	IST009I	Corrections.
IDA024	New message.	IST012I	Corrections.
IDA025	New message.	IST016I	Corrections.
IEA858	Additional information.	IST025I	Corrections.
IEA977I	New message.	IST046I	Corrections.
IEC145I	Additional information.	IST047I	Corrections.
IEC302I	New message.	IST048I	Corrections.
IEC303I	New message.	IST059I	Corrections.
IEC512I	Additional information.	IST064I	Deleted.
IEC513D	New message.	IST068I	Additional information.
IED015I	Additional information.	IST092I	Deleted.
IED199I	Deleted.	IST102I	Corrections.
IED217I	Deleted.	IST104I	Corrections.
IED222I	Deleted.	IST150I	Deleted.
IED235D	Deleted.	IST151I	Corrections.
IED257I	Deleted.	IST155I	Deleted.
IED258I	Deleted.	IST160I	Deleted.
IED309D	Deleted.	IST165I	Deleted.
IED460I	Additional information.	IST166I	Deleted.
IEE094D	Corrections.	IST221I	Deleted.
IEE313I	Additional information.	IST222I	Deleted.
IEF085I	Additional information.	IST303I	Corrections.
IEF287I	Additional information.	IST340I	New message.
IEF655	Corrections.	IST514I	Corrections.
IEF676I	Corrections.	IST592I	Corrections.
IEF702I	Additional information.	IST608I	Additional information.
IGF513I	Additional information.	IST609I	Additional information.
IHJ001I	Additional information.	IST629I	New message.
IHJ007I	Additional information.	IST630I	New message.
IHJ009I	Deleted.	IST631I	New message.
IHJ011I	Deleted.	IST646I	New message.
IHJ012I	Deleted.	IST851I	Deleted.

The IDC section has been updated to include the enhanced VSAM and Mass Storage System function messages.

The OS/VS Message Library is designed so that you can have the messages and codes documentation that fits your specific needs. You no longer have to maintain an enormous manual.

If you are a system programmer or installation manager, you may want to have all the books in the Message Library in a consolidated document.

If you are an operator, you may want to include *System Messages* and *System Codes* in your Operator's Library.

If you are an assembler language programmer, you may want to have *System Messages*, *System Codes*, *Linkage Editor and Loader Messages*, and the message section from the *Assembler Language Programmer's Guide* in a consolidated document.

If you are a COBOL programmer, you may want to add *Utilities Messages* to your COBOL programmer's guide.

In any case, you can select the appropriate books to build a Message Library to meet your needs.

### Basic Books

Each installation will require at least one copy of *VS1 System Messages* or *VS2 System Messages*. You will receive at the console or in your output listings, some subset of the messages in these books no matter which options have been included in your operating system. All programming personnel,

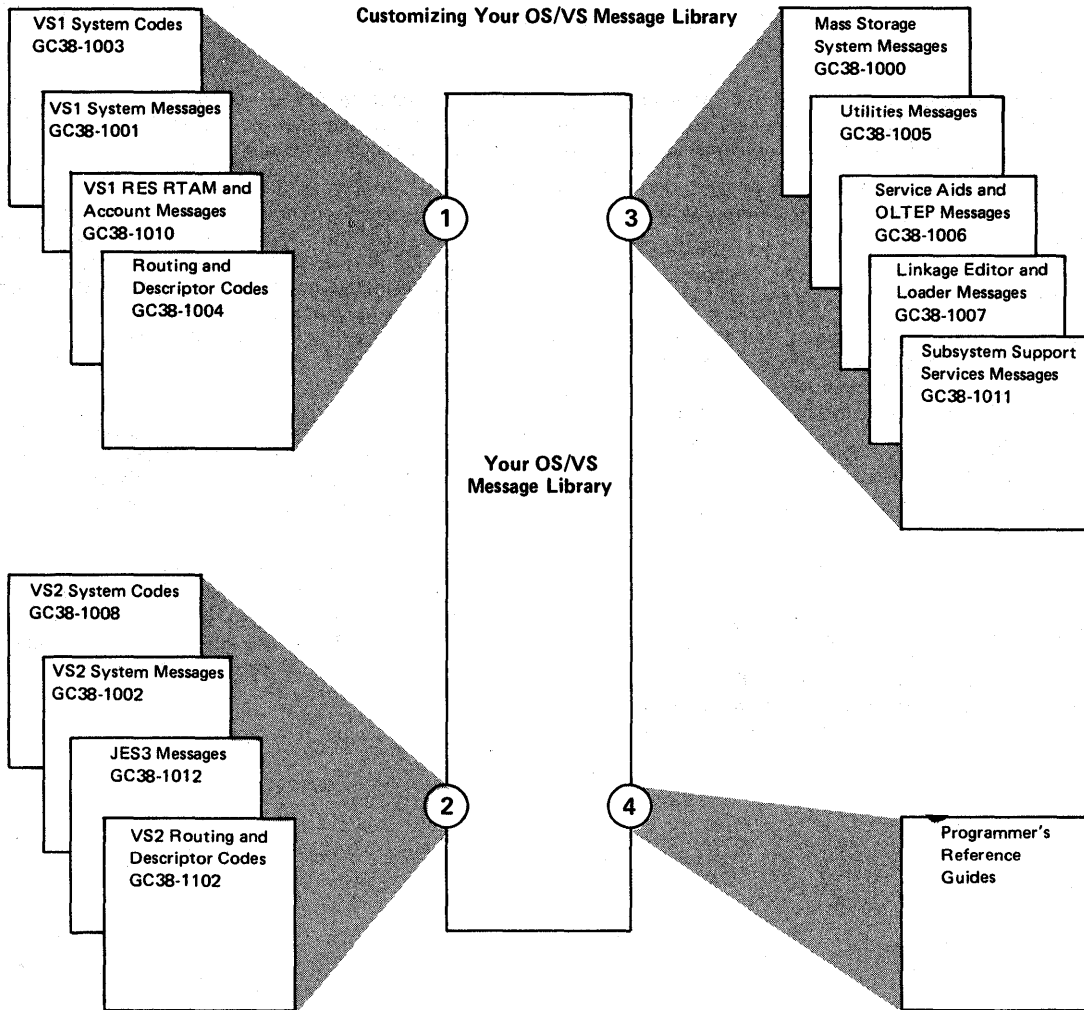
especially operations personnel, will require access to these books; it may not be necessary for applications oriented personnel to have their own copies.

Each installation will require at least one copy of *VS1 System Codes* or *VS2 System Codes* which contain the system completion codes and wait state codes produced by all the components of OS/VS1 or OS/VS2. All programming personnel, especially operations personnel, will require access to one of these books, although applications oriented personnel may not need to have their own copies.

### Optional Books

*Routing and Descriptor Codes* contains routing and descriptor codes for all messages that have these codes. Your installation's system programmer will need this book, especially if your operating systems have multiple console support (MCS).

Depending on your requirements, you may want to have copies of *Utilities Messages*, *Service Aids* and *OLTEP Messages*, or *Linkage Editor and Loader Messages*. Select the books that you need and keep them either in the appropriate System Library Manual or in your customized Message Library.



- ① Select the VS1 publications that are compatible with your system.
- ② Select the VS2 publications that are compatible with your system.
- ③ Select the shared, supplementary messages publications that fit the needs of your installation.
- ④ If your installation uses a particular compiler or application program, you may want to append the program's messages to your message library. These messages are located in the associated programmer's reference guides.

Figure 1. Customizing Your OS/VS Message Library

## OS/VS Message Library

Publication	Order Number	Contents
<i>Mass Storage System Messages</i>	GC38-1000	ICB, ICG messages
<i>VS1 System Messages</i>	GC38-1001	IEA, IEC, IED, IEE, IEF, IEI, IFA, IFB, IGF, IHB, IHJ, IHK messages
<i>VS2 System Messages</i>	GC38-1002	HASP, ICF, IDA, IDC, IEA, IEC, IED, IEE, IEF, IEI, IFA, IFB, IGF, IHJ, IKJ, IKM, IKT, ILR, IPD, IQA, IRA, IRB, IST messages
<i>VS1 System Codes</i>	GC38-1003	all VS1 completion and wait state codes
<i>Routing and Descriptor Codes</i>	GC38-1004	all VS1 routing and descriptor codes
<i>Utilities Messages</i>	GC38-1005	IBC, IEB, IEH messages
<i>Service Aids and OLTEP Messages</i>	GC38-1006	A/HHL, A/HMA, A/HMB, A/HMD, IFC, IFD, IMC, ISDA messages
<i>Linkage Editor and Loader Messages</i>	GC38-1007	IEW messages
<i>VS2 System Codes</i>	GC38-1008	all VS2 completion and wait state codes
<i>VS1 RES RTAM and Account Messages</i>	GC38-1010	IFS and IKJ messages
<i>Subsystem Support Services Messages</i>	GC38-1011	BQB messages
<i>JES3 Messages</i>	GC38-1012	IAT messages
<i>VS2 Routing and Descriptor Codes</i>	GC38-1102	all VS2 routing and descriptor codes
In other publications:		
Emulator publications	See: <i>IBM System/370 Bibliography, GC20-0001</i>	emulator messages
<i>IBM 3790 Communication System: Programmer's Reference</i>	GC27-0016	BQI messages
<i>Problem Determination Aids and Messages and Codes for Graphic Programming Services (GPS) and Graphic Subroutine Package (GSP)</i>	GC27-6974	IFF messages
<i>DOS/VS and OS/VS TOLTEP for VTAM</i>	GC28-0663	ITA messages
<i>OS/VS System Modification Program (SMP)</i>	GC28-0673	HMA messages
<i>OS/VS - VM/370 Assembler Programmer's Guide</i>	GC33-4021	IFO messages
<i>VS2 TSO Terminal Messages Directory</i>	SY28-0654	IKJ messages

Figure 2. OS/VS Message Library

Prefix	Component	Publication Title	Order Number
AHL	Generalized Trace Facility	Service Aids and OLTEP Messages	GC38-1006
AMA	AMAPTFLE AMASPZAP	Service Aids and OLTEP Messages	GC38-1006
AMB	AMBLIST	Service Aids and OLTEP Messages	GC38-1006
AMD	AMDPRDMP AMDSADMP	Service Aids and OLTEP Messages	GC38-1006
BQB	Subsystem Support Services	Subsystem Support Services Messages	GC38-1011
BQI	3790 Communication	IBM 3790 Communication System: Programmer's Reference	GC27-0016
HASP	JES2	VS2 System Messages	GC38-1002
HHL	Generalized Trace Facility	Service Aids and OLTEP Messages	GC38-1006
HMA	HMAPTFLE HMASPZAP HMASMP	Service Aids and OLTEP Messages System Modification Program	GC38-1006 GC28-0673
HMB	HMBLIST	Service Aids and OLTEP Messages	GC38-1006
HMD	HMDPRDMP HMDSADMP	Service Aids and OLTEP Messages	GC38-1006
IAT	JES3	JES3 Messages	GC38-1012
IBC	Independent Utility	Utilities Messages	GC38-1005
ICB	Mass Storage System Communicator	Mass Storage System (MSS) Messages	GC38-1000
ICF	Power Warning Feature	VS1 System Messages VS2 System Messages	GC38-1001 GC38-1002
ICG	Mass Storage Control Table Create	Mass Storage System (MSS) Messages	GC38-1000
IDA	VSAM Control Block Expansion	VS1 System Messages VS2 System Messages	GC38-1001 GC38-1002
IDC	Access Method Services	VS1 System Messages VS2 System Messages	GC38-1001 GC38-1002
IEA	Supervisor	VS1 System Messages VS2 System Messages	GC38-1001 GC38-1002
IEB	Data Set Utility	Utilities Messages	GC38-1005
IEC	Data Management	VS1 System Messages VS2 System Messages	GC38-1001 GC38-1002
IED	Telecommunications Access Method	VS1 System Messages VS2 System Messages	GC38-1001 GC38-1002
IEE	Master Scheduler	VS1 System Messages VS2 System Messages	GC38-1001 GC38-1002
IEF	Job Scheduler	VS1 System Messages VS2 System Messages	GC38-1001 GC38-1002

Figure 3. Message Directory (Part 1 of 2)



## VS2.03.813

Prefix	Component	Publication Title	Order Number
IEH	System Utility	Utilities Messages	GC38-1005
IEI	System Generation	VS1 System Messages VS2 System Messages	GC38-1001 GC38-1002
IEW	Loader and Linkage Editor	Linkage Editor and Loader Messages	GC38-1007
IFA	SMF Dump Program	VS1 System Messages VS2 System Messages	GC38-1001 GC38-1002
IFB	Environment Recording	VS1 System Messages VS2 System Messages	GC38-1001 GC38-1002
IFC	IFCEREPO IFCDIPO0	Service Aids and OLTEP Messages	GC38-1006
IFD	Online Test Executive	Service Aids and OLTEP Messages	GC38-1006
IFF	Graphic Programming Services	Problem Determination Aids and Messages and Codes for GPS and GSP	GC27-6974
IFO	Assembler	OS/VS - VM/370 Assembler Programmer's Guide	GC33-4021
IFS	RTAM	VS1 RES RTAM and Account Messages	GC38-1010
IGF	Recovery Management	VS1 System Messages VS2 System Messages	GC38-1001 GC38-1002
IHB	Macro Expansion	VS1 System Messages	GC38-1001
IHJ	Checkpoint/Restart	VS1 System Messages VS2 System Messages	GC38-1001 GC38-1002
IHK	CRJE	VS1 System Messages	GC38-1001
IKJ	Time Sharing Option  Account Facility	VS2 System Messages OS/VS2 TSO Terminal Messages Directory VS1 RES RTAM and Account Messages	GC38-1002 SY28-0654 GC38-1010
IKM	PL/I Syntax Checker	VS2 System Messages	GC38-1002
IKT	TSO/VTAM	VS2 System Messages OS/VS2 TSO Terminal Messages Directory	GC38-1002 SY28-0654
ILR	Auxiliary Storage Management	VS1 System Messages VS2 System Messages	GC38-1001 GC38-1002
IMC	IMCJOBQD IMCOSJCD	Service Aids and OLTEP Messages	GC38-1006
IPD	FORTRAN Syntax Checker	VS2 System Messages	GC38-1002
IQA	Dynamic Support System	VS1 System Messages VS2 System Messages OS/VS Dynamic Support System	GC38-1001 GC38-1002 GC28-0640
IRA	Resource Management	VS2 System Messages	GC38-1002
IRB	MF/1	VS2 System Messages	GC38-1002
ISDA	ISDASDAO	Service Aids and OLTEP Messages	GC38-1006
IST	VTAM	VS1 System Messages VS2 System Messages	GC38-1001 GC38-1002
ITA	DOS/VS and OS/VS TOLTEP	TOLTEP for VTAM	GC28-0663

Figure 3. Message Directory (Part 2 of 2)

Variable data within message texts will be indicated where it appears by a small letter representation of the item as follows:

address	adr	operand name	op
code	cde	option name	opt
command name	cm	operation name	opr
data set name	dsn	parameter name	prm
DDname	ddn	path	pth
device address	ddd	procedure name	ppp
device name	devname	program name	pgm
device type	devtyp	return code	rc
error description	err	sense information	sens
function name	func	serial number	ser
initiator name	init	station name	station
job name	jjj	status	stat
job id (JES2)	j	step name	sss
keyword name	keywd	subcommand name	subcm
label name	lab	task name	ttt
label type	labtyp	unit (OLTEP)	uuuuuuuu
library name	lib	userid name	userid
line address	lna	value	val
macro name	mac	volume serial	vol
member name	mem	non-specific data	xxx
module name	mod	" " "	yyy (appearing in the same message as xxx)
number	nnn	[ ]	Optional field--may not appear in message text when printed.
		{ }	Indicates a choice of one of the items included within.

Figure 4. Variable Data

## Section 1: JES2 Messages (\$HASP)

Component Name	HASP
Program Producing Message	JES2
Audience and Where Produced	For operator: console. For programmer: SYSOUT listing.
Message Format	<pre>[hh.mm.ss] j { * @ } \$HASPnnn text hh.mm.ss { b [+] } Time stamp (optional). j JES2 job identification (optional). * Indicates a request for operator action. @ Indicates a request for operator action by JES2 generation modules or RMTGEN. b Blank, if no operator action is required. + Indicates the message is issued by JES2 generation or RMTGEN when no action is required. nnn Message serial number text Message text.</pre>
Comments	Each message is assigned an importance level, indicated in the message explanation. The operator can control the messages printed on a given console (via the \$T command) by eliminating messages with importance levels below a certain value. See Operator's Library: OS/VS2 Reference (JES2).
Associated Publications	OS/VS2 System Programming Library: JES2, GC38-0002 Operator's Library: OS/VS2 MVS JES2 Commands, GC23-0007-0 OS/VS2 JCL, GC28-0692
Problem Determination	Refer to Tables I and II at the back of this publication for problem determination instructions.

**\$HASP000 response to a JES2 command**

**Explanation:** The JES2 command processor has received a command and has issued a direct response to the console of entry or associated console. The response indicates acceptance, rejection, or the action taken in response to the command entered. The JES2-assigned job identification, if present in the response, appears as the first text characters of the response line as shown.

- Responses to out-of-line areas of a console contain a control line, followed by responses to the individual command entry. The control line contains up to 34 characters made up of the message identifier, time of the response, and the edited version of the command entered.
- Responses to in-line areas of a console do not contain a control line, but individual responses, each appropriately identified as a command response. The JES2-assigned job identification, if present in the response, appears in the operator-controlled job identification field of the message.

If the message is routed by route code, the importance level is 7, if routed by console id, the importance level is 15.

The command responses may be one of the following:

**AUTOMATIC COMMAND LIMIT REACHED** - The operator entered a \$TA command and all the installation-specified automatic command elements were found to be in use.

**System Action:** Processing continues.

**Operator Response:** Delete some of the current elements or wait until elements are no longer needed. Inform the system programmer of the need for additional elements.

**AUTOMATIC COMMANDS HALTED** - The operator entered a \$TA command and the system found that either the operator has halted issuance of automatic commands via a \$ZA command, or the system automatically issued the \$ZA command. (See message \$HASP002.)

**System Action:** The command is ignored. Processing continues.

**Operator Response:** Verify that the current automatic command elements are correct and, if desired, enter a \$SA command to begin automatic command issuance.

CON ee A = cca F = cca I = cca J = cca N = cca O = cca Q = cca U = cca - The operator entered a \$TM command. The automatic redirected response settings for the entry console specified by ee are set for the display operands as listed. For example, if the response for A = cca is A = 2B, the response of a \$DA entered from console ee will be displayed on console 2, out-of-line area B if that area is

available for the displaying of JES2 messages. The following list indicates which display commands are affected by the above display items:

- item command(s)
- A \$DA
- D \$DF
- I \$DI
- J \$DJ(job), \$DS(system task control job), \$DT(time sharing user job), \$D'jjj' where jjj is the jobname.
- N \$DN
- O \$DO
- Q \$DQ
- U \$DU

**System Action:** Processing continues.

**Operator Response:** None.

**ENTRY CONSOLE NOT SUPPORTED** - The operator entered a \$TM command specifying a response console that is unknown to JES2.

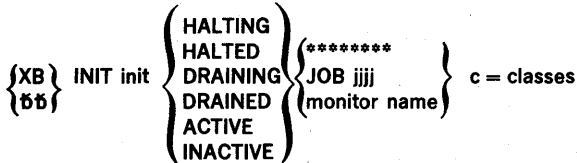
**System Action:** The command is ignored and processing continues.

**Operator Response:** Enter the \$TM command for the proper console.

**ID xxx T = hh.mm.ss T = ssss text** - The operator entered a \$TA command and the response indicates the contents of the command element being created, displayed, modified, or deleted. If the operator is attempting to alter or create an automatic command element and a diagnostic precedes this message, the element will be deleted.

**System Action:** Processing continues.

**Operator Response:** None.



- The operator entered a \$DU or a \$T devicename command. The specified initiator is in the status indicated:
- HALTING** The initiator is currently processing a job but will not select new work.
- HALTED** The initiator is not processing work and will not do so.
- DRAINING** The initiator is currently processing a job but will not select new work. Upon completion of the job the initiator itself will end execution.
- DRAINED** The initiator has ended or is in the process of ending execution.
- ACTIVE** The initiator is currently processing a job and will continue to select eligible work.
- INACTIVE** The initiator is not processing work, but would do so if work were available to it.

If the initiator is selecting execution batch monitor jobs, XB will be displayed prior to the INIT portion.

Initiator status is followed by the job identifier if the initiator is currently processing a batch job, eight asterisks if the initiator is not currently active, or the batch monitor name if the initiator is processing batch monitor jobs and no batch monitor job is currently active.

The classes are the job classes, in priority order, that the initiator will use to select jobs when the next job is to be selected.

**System Action:** Processing continues.

**Operator Response:** None.

**INSUFFICIENT OPERANDS** - The operator entered a \$TA command without specifying all of the required operands.

(For example, to create an automatic command element a text operand was not accompanied by an I = or T = operand.)

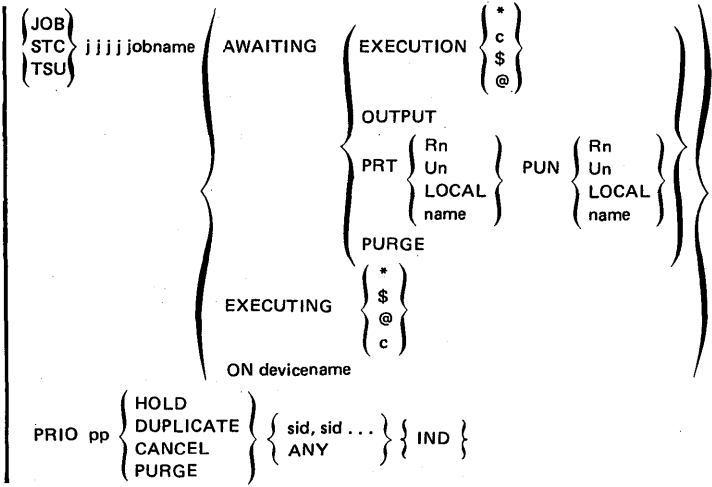
**System Action:** The command is ignored and processing continues.

**Operator Response:** Enter the corrected command.

**JES2 NOT DORMANT -- SYSTEM DRAINING** - The operator entered a \$P JES2 command to withdraw JES2 from the system, but not all of JES2's functions have completed.

**System Action:** JES2 is not withdrawn and no new functions will be started; however, jobs may continue to be entered.

**Operator Response:** Reenter the command when all JES2 functions are complete.



**Explanation:** The operator entered a \$D N command to display job queue information.

- JOB** The JES2-assigned identification of the batch job.
- STC** The JES2-assigned identification of the system task.
- TSU** The JES2-assigned identification of the time-sharing user.
- jjjj** The job number.
- jobname** The jobname appearing on the job card or in the start procedure operand.
- c** The execution class (A-Z,0-9)
- \*** The job is awaiting conversion.
- \$** The job is a system task.
- @** The job is a time-sharing user.
- Rn** The number of a remote device.
- Un** The number of a specific local device.
- LOCAL name** Any local device.
- name** A destination represented by a symbolic name defined by the installation.
- pp** The JES2 scheduling priority.
- devname** The JES2 name of the device performing a function for the job.
- HOLD** The job is currently held or will be held at the end of the current phase.
- DUPLICATE** The job is awaiting execution because another job with the same job name is currently executing.
- CANCEL** The job will be canceled at the end of the current phase.
- PURGE** The job will be purged at the end of the current phase.

sid... The name of the system (up to six systems) on which this job is executing or may execute. ANY indicates the job is eligible for any system in the shared JES2 configuration.

IND Indicates that the job is eligible only for a system that is in independent mode.

System Action: Processing continues.

Operator Response: None.

{JOB } NUMBER SET TO j  
{STC }  
{TSU }

- The operator entered a \$TJ, \$TS, or \$TT command with only the first operand indicating that the job number base is to be reset to the indicated value.

System Action: The base value for assigning job identification numbers is set to the value indicated. The next job entering the system will be assigned that value (assuming no other job currently has the value) and the base will be incremented by 1.

Operator Response: None.

JOB(S) NOT FOUND - The operator has entered a job list command and no jobs were found that met the selection criteria.

System Action: Processing continues.

Operator Response: None.

LIST INCOMPLETE - The system was overloaded with console activity at the time of job queue searching and the last job displayed was purged from the system while the JES2 command processor was waiting for system resources to display the message.

System Action: Processing continues.

Operator Response: Reenter the command when console activity is not high. The command entry should be modified to limit responses to only required information.

NO ACTIVE JOBS - The operator entered a \$DA command. The JES2 system found that no active jobs in the queues met the specifications given in the \$DA command.

System Action: Processing continues.

Operator Response: None.

NO AUTOMATIC COMMAND FOUND - The operator entered a \$TA command specifying no operands beyond operand one. No automatic command element was found with the id, if specified, or if one was found, the console has no authority to display it.

System Action: Processing continues.

Operator Response: Enter the request on a sufficiently authorized console, (one at least as authorized as the console creating the element).

NO DATA SETS RE-ROUTED - The operator has entered a \$R command and JES2 is unable to re-route the requested data sets.

System Action: JES2 continues processing.

Operator Response: Insure that the job, device, or remote whose output is to be re-routed is correctly specified and reenter the \$R command.

NO JOBS RELEASED - The operator entered a \$AA command telling the system to release all jobs held by the \$HA command and no jobs were found to be held by that command.

System Action: Processing continues.

Operator Response: If jobs are known to be held, use explicit release commands: \$A 'jjj', \$AJ, \$AS, or \$AT as appropriate to release the jobs.

NO OPERATOR REQUESTS - The operator entered a \$DO command and JES2 found no outstanding operator requests.

System Action: Processing continues.

Operator Response: None.

NO OUTPUT QUEUED - The operator entered a \$DF command and there was no work in the output forms queue for the operands given in the \$DF command.

System Action: Processing continues.

Operator Response: None.

OK - The command has been accepted for action. The appropriate action has been taken or has been scheduled. The OK response is an indication that the JES2 command processor found no fault in the command; however, actions such as an attempt to initiate a function already scheduled or in progress may be ignored.

System Action: Processing continues.

Operator Response: None.

$$\text{OUT R} = \left\{ \begin{array}{l} \text{Rn} \\ \text{Un} \\ \text{LOCAL} \\ \text{name} \end{array} \right\} \text{ F=ffff C=cccc T=tttt W} = \left\{ \begin{array}{l} \text{(NONE)} \\ \text{wwwwwwww} \end{array} \right\}$$

[O=overlay name] [B=Y] CLASS C1=nn1,C2=nn2,...

Explanation: The operator entered a \$D F command to display the output forms queue. There is work in the output forms queue for destination R (where Rn is a remote device, Un is a local device with special routing, LOCAL is any local device with normal routing, and name is the symbolic name for a destination specified in the DESTID initialization parameter), requiring forms ffff, carriage control tape (or FCB image) cccc, printer train (or UCS image) tttt, writer ID wwwwwwww (NONE if a writer ID is not specified), 3800 forms overlay name (if indicated), and the 3800 burster B (if indicated). There are nn1 work elements for class C1, nn2 work elements for class C2, and so on. An nn value of \*\* for a class indicates that there are more than 99 work elements queued in that class.

System Action: Processing continues.

Operator Response: None.

RESPONSE LOCATION L = cca UNAVAILABLE - The operator entered a command for which an output display area had not been previously defined.

System Action: Processing continues.

Operator Response: Either enter the proper area or establish the area and re-enter the command.

SYSTEM DRAINING - The operator entered a \$P command and the system will discontinue scheduling of work. Jobs that would normally be selectable for processing will not be selected for new work.

System Action: No new functions are started; however, jobs may continue to be entered.

Operator Response: Enter the \$\$ command when it is desired to resume JES2 processing.

\$cm'jjj' MULTIPLE JOBS FOUND - The operator entered the indicated command. The system found more than one job in the system with the jobname and no action was taken. The response lines will indicate what jobs were found.

System Action: Messages listing information about all jobs found will be displayed following this response.

Operator Response: If the action taken for the command is desired, reenter the command with the JES2 job id (j).

Warning: If the console has not been set up to display the job id (j), it will not be displayed; only the jobname (jjj) will appear.

devname IN USE - The operator entered a \$\$ or \$T command for the indicated device. The system found the device but could not take the indicated action for one of the following reasons:

- If the command was a \$T, the device is currently active and the operands T = , F = , and C = cannot be used until the device is idle or has been halted for a forms, carriage or train setup.
- If the command was a \$\$ 1) the device was already allocated to a non-JES2 function or, 2) the system programmer has caused more than one device to be assigned to more than one logical device and JES2 is currently using the device for another function.

System Action: The command is ignored and processing continues.

Operator Response: Determine the use of the device and, in the case of the \$T command, wait until the device is idle or JES2 has stopped the device for operator assistance. In the case of the \$\$ command, wait for the jobs or the JES2 function to unallocate the device before reentering the \$\$ command for the device. (JES2 unallocates devices when they go into DRAINED status.)

devname NOT AVAILABLE - The operator entered a \$\$ command for the indicated device. The device was already allocated to a non-JES2 function, the system programmer has assigned the device to more than one physical unit and JES2 is currently using the unit for a different device function, or the unit is offline and is not allocatable.

System Action: The command is ignored and processing continues.

Operator Response: Determine the use of the unit assigned to the device. If the unit is offline, place it online and use the VARY command to make it available for allocation before reentering the \$\$ command. If the unit is busy with a JES2 function, wait for it to complete, enter \$P for the owning device, and enter the \$\$ command to activate the new function. If the unit is allocated to a non-JES2 function, wait until it becomes available before reentering the \$\$ command.

devname	{ cuu }	{ DRAINED }	{ JOB }	} i jjj device
settings	{ *** }	{ DRAINING }	{ STC }	
	{ SNA }	{ ACTIVE }	{ TSU }	
		{ INACTIVE }		
		{ HALTED }		
		{ PAUSED }		

- The operator entered a \$DU or \$T dev command. If the device is an SNA (systems network architecture) device, SNA is displayed. If the device is a BSC (binary synchronous communication) device, cuu is that device's address.

The status of the device is indicated as follows:

- DRAINED** JES2 is not using the device and will not do so until the device is started via a \$\$ command.
- DRAINING** JES2 is currently using the device for the processing of jobs, but will discontinue its use upon completion of the current function.
- INACTIVE** JES2 is not using the device but would do so if jobs were available and eligible for that device.
- ACTIVE** JES2 is using the device for job processing and will continue to do so as long as there are jobs available and eligible for that device.
- HALTED** JES2 has either requested operator assistance or the operator has halted the device (\$Z) and is

waiting for the device to be started via a \$\$ command.

**PAUSED** JES2 has paused between jobs and the device will not be used until it is started via a \$\$ command or the device is brought out of READY and then back into READY status.

If the operator has used operands when entering the \$DU command, a detailed status of the device will be displayed. If the operator requested display information about lines, remotes, or the JES2/VTAM interface, the status displayed includes the status of the session on any logical (SNA) line. (See the description of session status below.) If JES2 is using the device, the job identification portion of the messages will be displayed. The operator-controllable settings for the device will be displayed following the status or job identification portion of the message. Settings for the various devices are as follows:

- RJE line**
  - E = Y - Channel end logging is in effect.
  - E = N - Channel end logging is not in effect.
  - P = SET - The line password has been set.
- Remote reader**
  - C = c - Default execution class for jobs read by the reader.
  - Q = q - Default message class for jobs read by the reader.
  - H = Y/N - Jobs read by the reader will either be held (Y) or not held (N).
  - S = sid,sid,... IND
  - ANY
  - The default system affinity for jobs read by the reader is sid,sid... or ANY (for any system in the Shared JES2 complex. IND indicates that jobs read by the reader will only be eligible for execution on a system that is in independent mode.
  - P = dest - The default printer destination for jobs read on the reader.
  - U = dest - The default punch destination for jobs read on the reader.
- Local reader**
  - C = c - Default execution class for jobs read by the reader.
  - Q = q - Default message class for jobs read by the reader.
  - H = Y/N - Jobs read by the reader will either be held (Y) or not held (N).
  - A = DISPLAY - The reader has display command authority only A = 0.
  - A = SYS - The reader has system command authority A = 1.
  - A = DEV - The reader has device command authority A = 2.
  - A = JOB - The reader has job command authority A = 4.
  - A = x+x+x - The reader has authority as indicated, (combination of above).
  - S = sid,sid... IND
  - ANY
  - IND
  - The default system affinity for jobs read by the reader is either sid,sid... can be specified a maximum of six times or ANY (indicating any system). IND indicates that jobs read by the reader will only be eligible for a system in independent mode.



- P = dest - The default printer destination for jobs read on the reader.
- U = dest - The default punch destination for jobs read on the reader.

**Punch**

- F = ffff {,AUTO} {,OPER}
  - The punch is or will process forms indicated. AUTO indicates that JES2 is free to select output of different forms when necessary to keep the device busy. OPER indicates that the operator is controlling the forms changing.
- P = Y - The punch (local punches only) will pause between units of work and wait for the operator to either enter a \$S device command or cause the unit to go "not ready" and then "ready".
- P = N - The punch will not pause between units of work.
- S = Y - The punch will provide separator cards.
- S = N - The punch will not provide separator cards.
- Q = classes - The punch will process output of the classes indicated.

**Printer**

- R = dest - The current routing of the device.
- F = ffff {,AUTO} {,OPER}
  - The printer is or will process forms indicated. AUTO indicates that JES2 is free to select output of different forms when necessary to keep the device busy. OPER indicates that the operator is controlling the forms changing.
- P = Y - The printer (local printers only) will pause between units of work and wait for the operator to either enter a \$S device command or cause the unit to go "not ready" and then "ready".
- P = N - The printer will not pause between units of work.
- C = {cccc} [,STD] {,\*}
  - The printer is or will use carriage control (FCB image if supported) as specified (cccc). Or, if \* is specified, the 3800 printer constructs the FCB based on the current forms length. STD indicates that the FCB image has been specified to be a standard image.
- T = tttt [,STD]
  - The printer is or will use printer train (UCS image if supported) as specified. Or, the 3800 printer is using or will use the default character arrangement table as specified. STD indicates that the UCS image has been specified to be a standard image.
- K = n - The printer is ignoring any program-supplied carriage control information and is spacing n lines between print lines, where n is 1, 2 or 3.
- S = Y - The printer will provide separator pages at the beginning and end of work units. If the printer is a remote, it will also print any operator messages destined for the device.
- S = N - The printer will not provide separator pages.

- Q = classes - The printer will process output of the classes indicated.
- R = dest - The current routing of the device.
- B = Y - The printed output from the 3800 printer will be burst into separate sheets.
- B = N - The printed output from the 3800 printer will be in continuous, fanfold mode.
- M = Y - The edge of the separator page in the printed output from the 3800 printer will be marked.
- M = N - The edge of the separator page in the printed output from the 3800 printer will not be marked.
- O = name - The 3800 printer is using or will use the forms overlay frame specified (name).
- X1 = id - The 3800 printer is using or will use the specified table as its first character arrangement table.
- X2 = id - The 3800 printer is using or will use the specified table as its second character arrangement table.
- X3 = id - The 3800 printer is using or will use the specified table as its third character arrangement table.
- X4 = id - The 3800 printer is using or will use the specified table as its fourth character arrangement table.
- Y = id - The 3800 printer is using the copy modification module as specified by id.

**Session**

- lname {
  - DRAINED
  - DRAINING
  - ACTIVE
  - INACTIVE
  - SUSPENDED
  - IDLE
  - CLOSING
- SUSPENDED - The data being transmitted on the session has been temporarily interrupted so that other data may flow.
- IDLE - No data is being transmitted on this session.
- CLOSING - The session is attempting to disconnect, but is currently waiting for VTAM activity on its behalf to terminate (\$DU LGNI was entered).

Explanations of other possible session status (DRAINED, DRAINING, ACTIVE, and INACTIVE) are given above.  
 System Action: Processing continues.  
 Operator Response: None.

{
 

- JOB
- STC
- TSU

 } j NOT FOUND

- The operator entered a \$T job command attempting to set the job's priority and/or execution class. The system did not find the job.  
 System Action: Processing continues.  
 Operator Response: Enter the correct job identification for the desired job.

jjj JOB NOT FOUND - The operator has entered a job command with a jobname as operand and that job was not found.  
 System Action: Processing continues.  
 Operator Response: None.

{JOB}  
{STC} i jji DATA SETS CANCELED  
{TSU} RELEASED TO {LOCAL }  
RTMnnn }

- The operator entered a \$O command to either cancel or release any held sysout data sets for that job. If the data sets are released to a destination other than the default routing associated with that data set, then the new routing is displayed.

System Action: Processing continues.  
Operator Response: None.

{JOB}  
{STC} i jji NO HELD DATA SETS  
{TSU}

- The operator entered a \$O command to either cancel or release any held sysout data sets for a job. However, the job has no held sysout data sets.

System Action: Processing continues.  
Operator Response: None.

{JOB}  
{STC} ijii jobname NO READY DATA SETS  
{TSU}

- The operator entered a \$L command to list the ready queued output for the designated job, but the job has no ready data sets.

System Action: Processing continues.  
Operator Response: None.

{JOB}  
{STC} ijii jobname NO HELD DATA SETS  
{TSU}

- The operator entered a \$L command with the HOLD operand to list the held queued output for the designated job. However, the job has no held data sets.

System Action: Processing continues.  
Operator Response: None.

{JOB}  
{STC} i jji NOT HELD  
{TSU}

- The operator commanded the system to release the job indicated explicitly and the job was not in an operator releasable status.

System Action: Processing continues.  
Operator Response: None.

{JOB}  
{STC} i jji NOT RESTARTABLE  
{TSU}

- The operator entered a \$E job command and the specified job was found not to be in execution or not a normal batch job.

System Action: The command is ignored and processing continues.  
Operator Response: None.

{JOB}  
{STC} ijii jobname READY q<sup>1</sup> = m<sup>1</sup> q<sup>2</sup> = m<sup>2</sup>  
{TSU}

- The operator entered a \$L command to list the ready queued output for the designated job. Following 'READY' are the class(es) and the count in each class of the ready output. If the number of queued data sets for a sysout class exceeds 99, \*\* will appear in place of the number.

System Action: Processing continues.  
Operator Response: None.

{JOB}  
{STC} ijii jobname HELD q<sup>1</sup> = m<sup>1</sup> q<sup>2</sup> = m<sup>2</sup>  
{TSU}

- The operator entered a \$L command with the HOLD operand to list the held queued output for the designated job. Following 'HELD' are the class(es) and the count in each class of the held output.

System Action: Processing continues  
Operator Response: None

{JOB}  
{STC} i jji RELEASED  
{TSU}

- The operator commanded the system to release the indicated job explicitly and the job was released for further processing.

System Action: Processing continues.  
Operator Response: None.

nnn HOLD sid - The operator entered a \$DQ command. This response indicates that there are nnn jobs held in the system. (Both active and queued jobs will be included.)

nnn PPU rrr ANY - The operator entered a \$DQ command. This response indicates that there are nnn jobs awaiting print/punch processing with normal print or punch routing indicated by rrr.

nnn OUT sid - The operator entered a \$DQ command. This response indicates that there are nnn jobs awaiting output processing.

System Action: Processing continues.  
Operator Response: None.

nnn OUT r - The operator entered a \$DQ command. This response indicates that there are nnn jobs awaiting output with normal print or punch routing indicated by r.

System Action: Processing continues.  
Operator Response: None.

nnn PERCENT SPOOL UTILIZATION - The operator entered a \$DQ or \$DN command. This response is the last response of those commands and should be used to gauge the quantity of work the output devices have backlogged. A high percentage of utilization normally indicates that the output devices are behind and more devices should be made active to decrease the backlog. If large numbers of jobs or data sets are awaiting output, every effort should be made to output that work. Large percentages of utilization tend to increase overhead in handling SYSIN/SYSOUT data. 100% utilization will cause execution and input of jobs to stop and generally undesirable results will follow.

System Action: Processing continues.

Operator Response: If the utilization appears high as a general rule, inform the installation management so that appropriate action can be taken. Such action would depend on the reasons for high utilization. If the percentage approaches 100%, stop all readers and initiators, make sure that all available output devices are busy (route output to idle devices when possible), and inform time sharing users to output or delete their data sets.

nnn XEQ {class [HOLD]}  
{STC} sid  
{TSU}

- The operator entered a \$DQ command. This response indicates that there are nnn jobs awaiting execution with execution class (class) in the rang A-Z or 0-9. If the class is an asterisk, the job(s) are waiting conversion. If HOLD appears in the message text, the execution class is being held by the \$HQ command. If STC or TSU appears, the class is the system task or time-sharing user class.

System Action: Processing continues.  
Operator Response: None.



text - This message is an informational repeat of a previously displayed action message. The operator entered a \$DO command and JES2 found an outstanding action request. JES2 requests are normally requests to load forms, carriage tapes, and UCS trains on output devices.

*System Action:* Processing continues.

*Operator Response:* Perform the action as indicated or cause the system to abort the function. In the case of setup of devices the operator may override the request by one of the following techniques:

- Misinform the system by issuing a \$S command. JES2 will assume the setup as requested and output on the forms, carriage control tape (or image), and UCS image.
- Enter \$H j and \$E device commands. JES2 will requeue the output, hold it for later, and select other work for output. This technique is extremely useful when the device is a remote workstation that has been left unattended and the central operator desires to free up resources in the system.

text INVALID COMMAND - The command has been identified as a JES2 command; however, the command has been rejected for one of the following reasons:

- The verb was not recognized as a JES2 command verb.
- The first character of the first operand was not recognized to be a legal qualifier of the verb.
- The entry source was not authorized to enter the command.
- The operator directed that the response to this command be displayed on a supported console and area, but that console or area was not currently available to JES2. The system will attempt to display this response in the normal message area of the requested console.

*System Action:* The command is ignored and processing continues.

*Operator Response:* Check the Operator's Reference Manual for legal verbs, formats, and authority required and reenter the desired command from an authorized console. Reenter the command correctly.

text INVALID OPERAND - The operand starting with the first text character displayed was not recognized as a valid operand for one of the following reasons:

- The operand was not recognized.
- The operand was recognized but the entry source was not authorized to enter the operand.
- An identification range was invalid.

*System Action:* Normally, if one operand is invalid, no action is taken. However, commands that perform actions sequentially as operands are validated, will terminate action upon encountering the invalid operand or character, leaving the action partially complete. These commands are: \$AQ, \$HQ, \$C ddd, \$E ddd, \$F ddd, \$I ddd, \$N ddd, \$P ddd, \$S ddd, \$T ddd, \$TM, \$DU and \$VS.

*Operator Response:* Check the Operator's Reference Manual for legal verbs, formats, and authority required and reenter the desired command from an authorized console. Reenter the command correctly.

text INVALID SPECIFICATION - The operator entered a \$TA command with an invalid operand specification. The automatic command being created or altered (if any) will be displayed and deleted.

*System Action:* If the first operand is incorrect, no action is taken. If an operand following the first is incorrect, the automatic command element will be deleted and a response displaying the contents of the element before deletion will follow.

*Operator Response:* Check the Operator's Reference Manual for legal verbs, formats, and authority required and reenter the desired command from an authorized console. Reenter the command correctly.

NO DATA SET(S) CANCELLED - The operator entered a \$PQ command, but no data sets were found that could be canceled.

*System Action:* Processing continues.

*Operator Response:* Verify that the proper operands were used with the \$PQ command or that the output that is to be canceled does exist (\$L).

```
DATA SETS { CANCELLED } { LOCAL }
           { RELEASED TO } { RnTnnn }
```

- The operator entered a \$OQ command to either cancel or release held output in the system. If the data sets are released to a destination other than the default routing associated with that data set, then the new routing is displayed.

*System Action:* Processing continues.

*Operator Response:* None

NO HELD DATA SETS - The operator has entered a \$OQ command to either cancel or release held output in the system. However, there is no held output meeting the criteria of the command.

*System Action:* Processing continues.

*Operator Response:* None

NO STORAGE AVAILABLE - The operator has entered an \$OQ or \$O command but no storage is available to service the request. The request is ignored.

*System Action:* Processing continues.

*Operator Response:* Notify the system programmer that this condition has occurred.

```
{ JOB }
{ STC } jfff jobname DATA SETS CANCELLED
{ TSU }
```

- The operator has entered a \$P command with the Q operand. The ready data sets of the specified class that belong to the designated job have been canceled.

*System Action:* Processing continues.

*Operator Response:* None

```
{ JOB }
{ STC } jfff jobname NO DATA SETS CANCELLED
{ TSU }
```

- The operator has entered a \$P command with the Q operand for the designated job, but no ready data sets of the desired class were found.

*System Action:* Processing continues.

*Operator Response:* Check the class(es) of ready data sets for the designated job with the \$L command and reenter the \$P command for the desired class(es).

```
{ JOB }
{ STC } jfff jobname NOT EXECUTING ON sid
{ TSU }
```

-The operator has entered the \$E command for the designated job. However, the job, although in execution, is not executing on the system from which the \$E command was entered.

*System Action:* Processing continues.

*Operator Response:* Reenter the \$E command on a console attached to system on which the designated job is executing.

devicename NOT ACTIVE ON sid - The operator has entered a \$B, \$C, \$E, \$F, \$I, \$N, or \$Z device command, but the specified device is not actively processing a unit of work on the indicated system.

*System Action:* Processing continues.

*Operator Response:* None

TASK BUSY RE-STARTING sid - The operator has entered a \$ESYS command, but the system is currently busy restarting the designated system.

*System Action:* Processing continues.

*Operator Response:* Using the \$LSYS command, determine when the system is available to restart another system and reenter the \$ESYS command.

sid { ACTIVE  
RE-STARTING } INDEPENDENT MODE  
INACTIVE }

- The operator has entered a \$LSYS command. INDEPENDENT MODE will only be displayed if the system in independent mode is the one to which the entering console is attached.

*System Action:* Processing continues.

*Operator Response:* None

sid IS ACTIVE AND CANNOT BE RE-STARTED - The operator has entered a \$ESYS command for the designated system (sid), but that system is currently active.

*System Action:* Processing continues.

*Operator Response:* None

NO JOB(S) RE-ROUTED - The operator has entered a \$TALL command, but no jobs were found whose system affinity could be changed as specified.

*System Action:* Processing continues.

*Operator Response:* None

sid IS NO LONGER IN INDEPENDENT MODE - The operator has used the \$TSYS command to remove his system from independent mode.

*System Action:* Processing continues and the system is now available to accept all work that is routed to it.

*Operator Response:* None

sid IS NOW IN INDEPENDENT MODE - The operator has used the \$TSYS command to place his system in independent mode.

*System Action:* The system will only begin new jobs that are both routed to it and are designated to execute in independent mode.

*Operator Response:* None

NO JOB(S) FOUND - The operator has entered a \$OQ, \$TALL, or \$R command, but there were no jobs in the system upon which the specified action could be taken.

*System Action:* Processing continues.

*Operator Response:* None

INVALID OPERAND(S) DETECTED - The operator entered a \$DU command in which one or more operands were found to be invalid. Displays requested by any valid operands have been displayed.

*System Action:* Processing continues.

*Operator Response:* Reenter the command with the correct operands.

RESPONSE LOCATION L = cca UNAVAILABLE [ident] - The operator entered a command directing the response to a console area (L = cca) that was not available to JES2. If the console itself is not available, this message appears on the master console. The command entered will be displayed immediately preceding this message. If the command

causing this message is an automatic command, the identifier of the automatic command is displayed.

*System Action:* Processing continues.

*Operator Response:* Check the condition of the consoles and reenter the command if desired or required.

#### \$HASP001 r, text

*Explanation:* The operator at a central console (r = 0) or at a remote terminal identified by the value r has entered the displayed message, via the \$DM (display message) command. (The importance level is 7.)

*System Action:* Processing continues.

*Operator Response:* Perform the appropriate action in accordance with installation procedures.

#### \$HASP002 AUTOMATIC COMMANDS HALTED

*Explanation:* The operator has commanded the system to automatically issue commands via the \$TA command. The system has detected a potentially undesirable situation as follows:

1. The time and date are inconsistent with a previously recorded time and date. This results from leaving the automatic command feature halted for greater than 24 hours or altering the time and date greater than 24 hours forward or backing the date up to a previous day. Lowering the time is considered consistent but will stop interval displays until the time reaches the previously set value.
2. The system was congested with activity, preventing automatic issuance of commands for an extended period of time.

(The importance level is 7.)

*System Action:* The system performs a \$ZA command action and records the new time so that a \$SA command will allow continuation of automatic command processing.

*Operator Response:* Display the automatic command queue using the \$TA command to determine if time values should be altered or entries should be deleted. Because the \$TA command only displays elements consistent with the operator console authority, a fully authorized console should be used for queue examination.

#### \$HASP092 API ERROR ON LOGON1 ACB rrrr,VTAM,ssss

*Explanation:* The interface between VTAM and JES2 has failed. rrrr indicates the VTAM service that was requested; the first two characters of ssss indicate the setting of the ACBERFLG field; and the last two characters indicate the return code in register 15 after the ACB request.

*System Action:* The ACB is closed, and the connection between VTAM and JES2 is terminated.

*Operator Response:* Check to see if VTAM has been started, and then try to log on again. If the attempt to log on fails, contact the system programmer.

*Programmer Response:* Refer to VTAM Macro Language Reference, GC27-6995, for an explanation of the ACBERFLG setting and return code, and correct the problem.

#### \$HASP093 nnn% SPOOL UTILIZATION

*Explanation:* JES2 has detected the space used to store SYSIN and SYSOUT data on the SPOOL data sets has reached an excessive amount. (The importance level is 7.)

*System Action:* Processing continues.

*Operator Response:* Increase the rate of job output by starting more JES2 output devices, routing data sets to available devices, and releasing HELD jobs and data sets. Reduce the input rate by draining reader devices and stopping initiators.

Report the occurrence of frequently high spool utilization to the system programmer.

**Programmer Response:** If frequent high utilization is experienced, provide larger data sets for JES2 spooling. Take steps to reduce the amount of output backlog.

**Note:** Reaching 100% spool utilization is considered a serious operational problem and generally undesirable conditions will result. This may include forced canceling of job output and consequently loss of data.

**\$HASP094 I/O ERROR ON ser ddd,cde,stat,sens,bbcchr**

**Explanation:** An input/output error has occurred on the indicated JES2 device where:

ser = JES2 device name, or volume serial if direct access  
 ddd = hardware address  
 cde = CCW op code used at the time of error  
 stat = CSW status code  
 sens = sense information  
 bb = bin, as appropriate  
 cc = cylinder, as appropriate  
 hh = head, as appropriate  
 r = record, as appropriate

Associated error messages may be displayed as a result of the error. For direct access, the following could be causes of the error:

1. The channel, control unit, or device is malfunctioning. This may be determined by moving the volume (if moveable) to a new drive, control unit, or channel and by restarting JES2.
2. The recording surface is bad, possibly indicated by the nature and the distribution of the bbcchr information. (A reinitialization with assignment of alternate tracks, followed by a JES2 format start, may be desirable.)
3. The data set SYS1.HASPACE may have been overwritten by improper data set assignment and protection procedures. This may be indicated by wrong length record indicators. (A JES2 format start is required.)

(The importance level is 7.)

**System Action:** JES2 continues job processing and submits additional error messages, indicating the severity of the error to the system.

**Operator Response:** Determine the cause of the error, and take appropriate action.

**\$HASP094 I/O ERROR ON LINEIna adr,cde,stat,sensrr,xyee**

**Explanation:** An error has been detected on the indicated JES2 RJE line, or on a device attached to that line, where:

Ina = JES2 RJE line number  
 adr = line adapter address  
 cde = CCW op code used at the time of error  
 stat = CSW status code if no block sequence check  
 = 0000 - indicator for normal channel end, with a block sequence check at the central CPU

= FFFF - indicator for normal channel end, with a block sequence check at the remote site  
 sens = sense information, if stat = 0E00  
 = last character received, if stat = 0C00 and xy = 94 or B4  
 rr = remote device first response character  
 x = JES2 CCW internal sequence identification  
 y = JES2 CCS internal sequence command type  
 ee = expected response

**Notes:**

1. This message may also occur as an informational message when maintenance personnel have set JES2 internal flags to log all channel ends of the line device.
2. The appropriate IBM component description manual (System Reference Library) describes the status and sense information in detail.

(The importance level is 7.)

**System Action:** JES2 will, for most line errors, attempt to recover and continue processing, using the line.

**Operator Response:** The console log should be saved for maintenance personnel (even if recovery is successful). Additional responses depend on the nature of the problem.

**\$HASP094 I/O ERROR ON LINEIna adr,02,0000,00rr,  
 {94} ee  
 {B4}**

**Explanation:** A block sequence error has been detected by JES2, while communicating with a MULTI-LEAVING terminal. This indicates that one or more transmission blocks have been lost. rr indicates the count received, and ee indicates the count expected. (The importance level is 7.)

**System Action:** Any job reading in is deleted and must be resubmitted.

**Operator Response:** This represents a very serious error. Control records may have been lost, which could cause partial loss of terminal function. The line should be drained (\$P) and restarted (\$S) as soon as practical.

**\$HASP094 I/O ERROR ON LINEIna adr,02,0C00,0001,  
 {84} \*\*  
 {A6}**

**Explanation:** A 2770, 2780, or 3780 terminal has disconnected without signing off, and a MULTI-LEAVING terminal has subsequently connected to the same line and is attempting to sign on. (The importance level is 7.)

**System Action:** The previous terminal is signed off, and the line is disconnected.

**Operator Response:** The remote terminal operator must redial and attempt to sign on again.

**\$HASP094** I/O ERROR ON LINEIna adr,02,0C00,003D,

{ 94 }  
 { A5 } \*\*  
 { A6 }  
 { B4 }

*Explanation:* A NAK has been received from the remote terminal, indicating an error was detected at the terminal. (The importance level is 7.)

*System Action:* Normal error recovery procedures are invoked.  
*Operator Response:* None.

**\$HASP094** I/O ERROR ON LINEIna adr,02,0C00,0061,

{ A5 } 70  
 { A6 }

**\$HASP094** I/O ERROR ON LINEIna adr,02,0C00,0070,

{ A5 } 61  
 { A6 }

*Explanation:* JES2 has received an incorrect acknowledgment from a 2770, 2780, or 3780 terminal. This may indicate that an output device (printer or punch) at the remote terminal has become not ready. It may also indicate that an output block has been lost. (The importance level is 7.)

*System Action:* The last block is retransmitted.

*Operator Response:* The remote terminal operator should check (to any extent possible) for missing or duplicate output and should request a backspace or restart, if the output looks questionable.

**\$HASP094** I/O ERROR ON LINEIna adr,02,0C00,00rr,84 \*\*

*Explanation:* Invalid data has been received from a 2770, 2780, or 3780. 'rr' indicates the first significant byte received. (The importance level is 7.)

*System Action:* Normal error recovery procedures are invoked.  
*Operator Response:* None.

**\$HASP094** I/O ERROR ON LINEIna adr,02,0C00,ii

{ 01 } , { 94 } \*\*  
 { 02 } { B4 }

*Explanation:* An invalid termination character was received from a MULTI-LEAVING terminal. 'ii' indicates the termination character received. (The importance level is 7.)

*System Action:* Normal error recovery procedures are invoked.  
*Operator Response:* None.

**\$HASP094** I/O ERROR ON LINEIna adr,02,0D00,0037,84\*\*

*Explanation:* The card reader on a 2770, 2780, or 3780 has become not ready. This may be caused by a card feed error or by the failure of the remote operator to activate the END-OF-FILE switch or button. (The importance level is 7.)

*System Action:* The system waits for the reader to be made ready and transmission to continue.

*Operator Response:* The remote terminal operator should correct the problem and ready the card reader (ensuring that the END-OF-FILE switch or button is activated).

**\$HASP094** I/O ERROR ON LINEIna adr,02,0D00,0037,

{ 94 }  
 { B4 } \*\*  
 { C6 }

*Explanation:* JES2 has received an unexpected EOT. (The importance level is 7.)

*System Action:* Normal error recovery procedures are invoked.  
*Operator Response:* None.

**\$HASP094** I/O ERROR ON LINEIna adr,cde,sens,ii\*\*,\*\*\*\*

*Explanation:* A unit check on the communications adapter has been detected by JES2. For more detailed information concerning the exact nature of the error, *IBM 2701 Data Adapter Unit Component Description (GA22-6864)* and/or the *System/360 Component Description - 2703 Transmission Control (GA27-2703)* should be consulted. (The importance level is 7.)

*System Action:* Processing continues.  
*Operator Response:* None.

**\$HASP094** I/O ERROR ON LINEIna adr,02,FFFF,00rr,

{ 94 } ee  
 { B4 }

*Explanation:* A block sequence error has been detected by a MULTI-LEAVING terminal, indicating that one or more transmission blocks have been lost. (The importance level is 7.)

'rr' indicates the count that was received at the remote terminal, and 'ee' indicates the count that was expected.

*System Action:* Any job printing on the terminal is interrupted, and any job punching on the terminal is restarted.

*Operator Response:* This represents a very serious error. Control records may have been lost, which could cause partial loss of terminal function. The line should be drained (\$P) and restarted (\$S) as soon as practical.

**\$HASP094** I/O ERROR ON LINEIna adr,cde,sens,ii\*\*,\*\*\*\*

*Explanation:* An unusual channel end condition on the communications adapter has been detected by JES2. For more detailed information concerning the exact nature of the error, the appropriate hardware component description manuals should be consulted. (The importance level is 7.)

*System Action:* The line is automatically restarted.  
*Operator Response:* None.

**\$HASP094** I/O ERROR ON LINExxx SNA,qq,rrff,ssss

*Explanation:* A VTAM RPL request has failed because an I/O error has occurred on the indicated SNA line. The message includes:

SNA the type of device  
 qq the RPL request made (RPLREQ)  
 rr the return code (RPLRTNCD)  
 ff the feedback field setting (RPLFLDB2)  
 ssss the SNA sense information (RPLSSNSI)

*System Action:* Normal recovery procedures are invoked.

*Programmer Response:* Refer to *VTAM Macro Language Reference, GC27-6995*, for an explanation of the return code, feedback field setting, and sense information, and correct the problem.

**\$HASP095** HASP SYSTEM CATASTROPHIC ERROR.  
 CODE = cde

*Explanation:* cde is one of the codes described as follows:

cde	Explanation
A01	JES2 detected more channel end indications for a device than expected. Only one channel end indication should be received from IOS for each input/output operation that JES2 has initiated.
B01	An attempt has been made to return an invalid JES2 buffer to the buffer pool.
B02	The available buffer count for a buffer pool is non-zero, but no buffer is indicated as available.
E01	The total number of channel end indications from IOS has exceeded the total number of input/output operations initiated by JES2. For example, the total

number of outstanding input/output operations became negative.

- K01 Invalid alteration of checkpoint record contents when not under control of \$QSUSE macro.
- K02 Checkpoint records read permanent error.
- K03 Two systems using same system identifier, or failure of shared DASD reserve/release.
- K04 Checkpoint records write permanent error.
- K05 Checkpoint record has been changed, but not flagged for checkpoint.
- M01 JES2 has detected more channel end indications for an RJE line than expected. Only one channel end indication should be received from IOS for each input/output operation initiated by JES2.
- M02 An attempt has been made to initiate an input/output operation on an RJE line before the previous operation has completed.
- M03 An internal logic error has been detected by RTAM during processing for an SNA remote work station.
- R01 RTAM or VTAM has detected a logic error during RPL processing. If VTAM detected the logic error, message \$HASPO94 precedes this message and displays the related RPL fields.
- V01 The purge processor has discovered that some track groups to be freed were already free.
- Q01 A JES2 processor requested a job queue service routine function with invalid arguments or failed to insure that the job queue checkpoint processor was not active for a \$QMOD service function.
- Q02 A JES2 processor requested a job queue service and specified an invalid job queue type.
- ABND The JES2 abnormal exit routine has been entered, indicating that the JES2 system has been abnormally terminated.

(The importance level is 7.)

*System Action:* Message \$HASPO98 is issued and the system waits for the operator to respond.

*Operator Response:* Take a stand-alone dump, and notify the system programmer.

#### **\$HASPO96 DISASTROUS ERROR - COLD START SYSTEM ASAP**

*Explanation:* Either a critical I/O error has occurred on the SYS1.HASPACE data set or an internal logic error has been detected in JES2. If a corresponding I/O error message accompanies this message, it will give details of the error. (The importance level is 7.)

*System Action:* JES2 continues processing jobs using unaffected facilities.

*Operator Response:* If the error appears to be associated with an I/O error, prevent new jobs from entering the system, prepare all jobs in the JES2 execution queue for resubmission (when JES2 is restarted), allow JES2 to complete all current jobs in execution and all output activity (depleting the output queues), and stop JES2.

If the message is issued as a result of an internal JES2 logic error, take a stand-alone dump and notify the system programmer.

#### **\$HASPO97 devname IS DRAINED**

*Explanation:* The operator has entered a \$P device command, directed to the named device, and the device has entered the DRAINED status. (The importance level is 7.)

*System Action:* JES2 discontinues use of the device until a \$\$ device command is entered, specifying the device correctly. JES2 unallocates the device, permitting it to be used by other tasks within the system.

*Operator Response:* Enter a \$\$ device command when JES2 is to continue using the device.

#### **\$HASPO98 ENTER TERMINATION OPTION**

*Explanation:* The JES2 task has recognized a catastrophic error condition described by message \$HASPO95. (The importance level is 7.)

*System Action:* The system waits for the operator to reply.

*Operator Response:* Enter the appropriate response. If you reply EXIT, JES2 will exit without any attempt to clean up. If you reply PURG, JES2 will attempt to terminate any attached tasks, inform tasks waiting on a JES2 function of the failure, and exit.

If you enter "DUMP text", JES2 will attempt to cause a dump to the system dump data set of its address space, followed by the cleanup described for PURG.

*Note:* The JES2 main task reserve register 13 points to a 16-word register save area. The save area contains the contents of the registers upon entry to the JES2 error exit routine. In the case of code ABND, these registers in accordance with the operating system ESTAE exit routines interface described in the *OS/VS2 Supervisor Services and Macro Instructions*, GC28-0683.

*Problem Determination:* Table I, items 2, 9, 13, 15, 16, 17, 20, 21, 22, 27, 29, 33.

#### **\$HASPO99 ALL AVAILABLE FUNCTIONS COMPLETE**

*Explanation:* All JES2 job processors have become dormant, and no JES2 RJE lines are active. (The importance level is 7.)

*System Action:* Processing continues and JES2 waits for work.

*Operator Response:* Enter more jobs into the system or enter a command that will allow job processing such as:

- \$\$ if a \$P has been previously entered and processing is to be continued.
- \$SI if initiators are drained or halted.
- \$S devname if devices are drained, halted, or paused.
- \$AQ, \$AA, or \$A j if queues or jobs are held.
- \$TI if initiators are not set to select available jobs in the execution queues.
- \$T devname if output devices are not set to select available output.
- \$R if output is routed to devices that are not currently operational and should be output to alternate devices.
- \$O if output is held and should be released.

#### **\$HASP100 JJJ ON devname programmer**

*Explanation:* A JOB card has been detected in the input stream from the indicated device, and the associated job has been assigned a JES2 job number. The programmer name displayed is the programmer name from the JOB card. (The importance level is 5.)

*System Action:* The previous job in the same input stream (if any) is queued for execution processing, and input service processing is initiated for the new job.

*Operator Response:* None.

#### **\$HASP101 JJJ HELD**

*Explanation:* The indicated job has been placed in JES2 HOLD status for one of the following reasons:

- The JOB card specified "TYPRUN = HOLD".
- The JOB card specified "TYPRUN = JCLHOLD".
- The device from which the job was read was set to HOLD all jobs.
- The class of the job has been set by JES2 initialization parameters such that all jobs entered in that class will be held.

(The importance level is 3.)

**System Action:** Processing continues on other jobs.

**Operator Response:** The reason the job was placed in JES2 HOLD status should be determined, and the job should be released, when appropriate, for further processing.

#### **\$HASP102    jji HELD FOR THE FOLLOWING VOLUMES**

**Explanation:** The indicated job has been placed in HOLD status by the JES2 input service because a /\*SETUP control card was encountered. The text of the control card is displayed with accompanying \$HASP103 messages. (The importance level is 5.)

**System Action:** Processing continues, holding the job on the execution queue.

**Operator Response:** Ensure that the requested volumes are available to be mounted, and release the job.

#### **\$HASP103    jji ser,....,ser**

**Explanation:** The indicated job has been placed in HOLD status by the JES2 input service pending availability of the volumes indicated by ser,....,ser. (The importance level is 5.)

**System Action:** The job is placed in JES2 HOLD status, and input processing continues.

**Operator Response:** Ensure that the requested volumes are available to be mounted and release the job.

#### **\$HASP104    { devname } text                   { jji }**

**Explanation:** The input service processor has detected a /\*MESSAGE control card in the input stream. (The importance level is 5.)

**System Action:** Processing continues.

**Operator Response:** Observe the message indicated by text and take any appropriate action.

#### **\$HASP110    jji -- ILLEGAL JOB CARD**

**Explanation:** The JOB card for the indicated job was found by the input service processor to be invalid. (The importance level is 1.)

**System Action:** Input service processing is terminated for this job.

**Programmer Response:** Correct the JOB card, and resubmit the job. A different value for & RJOB OPT could be specified to allow the illegal JOB card to be ignored. Illegal and invalid cards are detailed in the JCL Manual under Coding JES2 Control Statements.

#### **\$HASP111    jji -- INVALID /\*ROUTE CARD**

**Explanation:** The input service processor has encountered an invalid /\*ROUTE control card. (The importance level is 1.)

**System Action:** Input service processing for the job is terminated.

**Programmer Response:** Refer to the JCL Manual for correct forms of the /\*ROUTE card, correct and rerun the job.

#### **\$HASP112    jji -- INVALID /\*JOBPARM CARD**

**Explanation:** The input service processor has encountered an invalid /\*JOBPARM control card. (The importance level is 1.)

**System Action:** Input service processing for the job is terminated.

**Programmer Response:** Refer to the JCL Manual for correct forms of the /\*JOBPARM card, correct and rerun the job.

#### **\$HASP113    jji -- INVALID /\*OUTPUT CARD**

**Explanation:** The input service processor has encountered an

invalid /\*OUTPUT control card. (The importance level is 1.)  
**System Action:** Input service processing for the job is terminated.

**Operator Response:** Report this message to the system programmer.

**Programmer Response:** Refer to the JCL Manual for correct forms of the /\*OUTPUT card, correct and rerun the job.

#### **\$HASP119    jji DELETED**

**Explanation:** The input service processor has deleted the indicated job. The cause for the deletion may be that the operator entered a command to cause the deletion, or an error may have been encountered while inputting the job. When input errors are encountered, a previously displayed message details the nature of the error. (The importance level is 1.)

**System Action:** The job is routed to the print phase for appropriate action; then, the job is purged.

**Operator Response:** Report this message to the system programmer.

**Programmer Response:** Correct the problem as appropriate and resubmit the job.

#### **\$HASP120    devname cm**

**Explanation:** The displayed command has been entered from the device indicated. (The importance level is 3.)

**System Action:** The command is passed to the JES2 command processor for the further action.

**Operator Response:** None.

#### **\$HASP125    devname SKIPPING FOR JOB CARD**

**Explanation:** The JES2 input service processor is scanning the input stream for a JOB card. This message may be accompanied by diagnostic messages indicating that errors have been encountered in the reading of jobs. (The importance level is 3.)

**System Action:** The input service processor continues to read the input stream until a JOB card is encountered or until an end-of-data condition is recognized.

**Operator Response:** If you entered a command to delete a job currently on the device, perform appropriate action consistent with the reason for deletion. If skipping is caused by the deletion of a job because of an error encountered, inform the programmer of the error. Otherwise, check the input stream to make sure that the cards are in correct order and resubmit the corrected jobs after canceling any that were incorrectly entered.

**Programmer Response:** Correct the JCL in accordance with the accompanying error messages.

#### **\$HASP150    jji ON devname**

**Explanation:** The indicated job is now being processed by the print or punch device. (The importance level is 1.)

**System Action:** The indicated job is output.

**Operator Response:** None.

#### **\$HASP155    jj devname MAX OF n WCGM'S EXCEEDED**

**Explanation:** For job jji on the specified 3800 printer, the user has specified character arrangement tables that fill up more WCGMs (writable character generation modules) than the installation has available. An installation can have up to four WCGMs.

**System Action:** Processing of the indicated job is halted.

**Operator Response:** Notify the user of the problem. At the first opportunity, use the set (\$T) command to override the user's character arrangement table specification. (One way to correct this error with the \$T command is to set all the character



arrangement tables to the same value; for example, X1 = GF10, X2 = GF10, and so on.)

**\$HASP160 devname INACTIVE - CLASS = class class...class**

*Explanation:* The indicated device found no work in the queue(s) specified by class class...class. (The importance level is 1.)

*System Action:* The specified device remains INACTIVE until work becomes available.

*Operator Response:* If the device is in operator-controlled mode, the operator may use the set (\$T) command to:

- Alter setup to match work in the listed classes.
- Alter the current class list.
- Switch to automatic mode.

If the device is in automatic mode, the set (\$T) command may be used to alter the class list.

**\$HASP165 JOB NNNNN jji**

}

ENDED  
ENDED-JCL ERROR  
ENDED-CANCELLED  
ENDED-ABENDED  
ENDED-cc = dddd

[xxx yyy]

*Explanation:* ENDED-job jji number nnnnn has terminated. ENDED-JCL ERROR - job jji number nnnnn has terminated. The converter/interpreter or initiator phase of the job processing could not be completed due to an error in the job control language.

ENDED-CANCELLED - job jji number nnnnn was cancelled by the operator.

ENDED-ABENDED - job jji number nnnnn has terminated abnormally.

[xxx yyy] ENDED-cc = dddd - job jji number nnnnn was terminated by a condition test specified in the COND parameter of the job statement being satisfied by the completion code dddd of the executing step xxx. If stepxxx is a step of a cataloged procedure then yyy will be the step that called step xxx.

*System Action:* The job enters the output phase and processing continues. This message is displayed to the TSO user via a TSO SEND verb if the parameter NOTIFY = tsu id, is detected on the // JOB card.

*Programmer Response:* In the case of a ENDED-JCL ERROR message, check system output for the actual error message. Correct the indicated error and resubmit. In the case of a ENDED-ABENDED message, check system output for abend code.

**\$HASP170 devname**

}

FWD-SPACED  
DELETED  
BACKSPACED  
REPEATED  
RESTARTED  
SUSPENDED

*Explanation:* Output processing on the indicated device has been backspaced, deleted, forward-spaced, repeated, restarted, or suspended. (The importance level is 3.)

*System Action:* The system action depends on the specified function:

- FWD-SPACED - The requested number of pages or cards is skipped without printing or punching, and processing continues. If the end of the data set is encountered while skipping, processing continues with the beginning of the next data set.
- DELETED - The job being processed on the indicated device is queued for the next processing phase. Output processing is terminated.
- BACKSPACED - The requested number of pages or cards is backspaced, and processing continues. If the beginning of

the data set is encountered while backspacing, processing continues at the beginning of the data set.

- REPEATED - The job being processed on the indicated device is requeued. Output processing is continued.
- RESTARTED - The job being processed on the indicated device is requeued. Output processing for the job is terminated.
- SUSPENDED - The job being processed on the indicated device is requeued, so that when it is processed again, processing will begin one page or card group before the current point or at the beginning of the data set (whichever is less). Output processing is terminated.

*Operator Response:* None.

**\$HASP175 devname PAUSED**

*Explanation:* Output processing on the indicated device is stopped at an end-of-job boundary. (The importance level is 3.)

*System Action:* Processing continues and the indicated device is unavailable.

*Operator Response:* After removing the processed output, the operator can cause the device to continue its function by either depressing first the STOP then the START key on the device or by typing a \$\$ device command on the system console. To prevent future device pauses, type in \$T devname,P = NO.

**\$HASP180 jji devname**

}

UNKN  
CHAR  
MODIFY  
GRAPH  
FLASH  
WCGM  
FCB  
UCSB

IMAGE xxx { NOT FOUND  
I/O ERROR  
LOAD ERROR }

*Explanation:* The indicated job has requested that image xxx be loaded into the print device character arrangement table (CHAR), copy modification module (MODFY), graphic character modification module (GRAPH), forms overlay frame (FLASH), writable character generation module (WCGM), FCB, or UCSB.

A search of all images has shown that that specified image does not exist in SYS1.IMAGELIB; an I/O error occurred during an attempt to read from SYS1.IMAGELIB; or a load error occurred during an attempt to load the image into the printer.

*System Action:* Processing of the indicated job is halted, and if the error occurred while processing a forms overlay (FLASH), the device setup message is issued.

*Operator Response:* Issue the \$DU command to see the current status. Then use the \$T command to correct the indicated error.

**\$HASP185 devname TERMINATED**

*Explanation:* Processing of the current data set was abnormally terminated. (The importance level is 15.)

*System Action:* Possible causes of this termination are:

1. An I/O error occurred on the SPOOL volume while reading a control block or a data buffer.
2. While attempting to read the next block of data for this data set, a block of data not belonging to this job was encountered.

*Note:* This message is the expected response when a job which was in execution during a system failure is printed after warm start, without being rerun.

*Operator Response:* Rerun the job.

**\$HASP190** jji.SETUP - ddd - F = ffff [-C = cccc - T = tttt]

*Explanation:* The indicated job requires that the setup of the punch device indicated by ddd be altered to forms = ffff, or that the printer device indicated by ddd be altered to forms = ffff, carriage control = cccc, and print train = tttt. (The importance level is 8.)

*System Action:* Output processing is halted on the specified device until an appropriate operator response is received.

*Operator Response:* Verify that the requested setup has been completed and enter a start (\$S) command for the indicated device. If you wish to override any or all of the setup specifications, do so with the set (\$T) command followed by a start (\$S) command. Current activity may be suspended by the restart (\$E), interrupt (\$I), and cancel (\$C) commands. In this event, all intervening set (\$T) commands will be ignored and the device setup will be that prior to the setup message.

**\$HASP190** jji SETUP--PRINTERnn--F = ffff--0 = name--

$$B = \begin{cases} Y \\ N \end{cases}$$

*Explanation:* The indicated job (jji) requires that the setup of the 3800 printer device indicated by PRINTERnn be altered to forms = ffff, forms overlay = name, and burst mode or no burst mode.

*System Action:* Output processing is halted on the specified device until an appropriate operator response is received.

*Note:* For burst mode, if the burster is not threaded, this message is repeated.

*Operator Response:* Verify that the requested setup has been completed and enter a start (\$S) command for the indicated 3800 printer device. If you wish to override any or all of the setup specifications, do so with the set (\$T) command followed by a start (\$S) command. Current activity may be suspended by the restart (\$E), interrupt (\$I), and cancel (\$C) commands. In this event, all intervening set commands are ignored, and the device setup is that prior to the setup message.

**\$HASP195** PRINTERnn PAPER JAM--APPROX PAGES = xxxx

*Explanation:* A paper jam has been detected on the specified 3800 printer. xxxx indicates the approximate number of pages the operator must backspace to recover the print data set.

*System Action:* Output processing on the specified 3800 printer is halted until an appropriate operator response is received.

*Operator Response:* Count the number of physical pages in the paper jam, and then issue the \$B command to backspace the number of pages specified in the error message (xxxx) plus the number of physical pages in the paper jam. To ensure complete recovery of the output, however, you may wish to increase slightly the number of pages you backspace.

**\$HASP200** RMTxxx STARTED ON LINElna [SESSIONzzzzzzzz]

*Explanation:* A remote workstation has appropriately identified itself to JES2. (The importance level is 3.) If RMTxxx is an SNA remote workstation, the message indicates the session the workstation is on (zzzzzzzz).

*System Action:* Job processing activity is initiated with the remote workstation.

*Operator Response:* None.

**\$HASP201** LINElna - INVALID PASSWORD

*Explanation:* A remote attempted to sign on the specified line with an invalid password. (The importance level is 3.)

*System Action:* The attempted sign-on is not allowed, and the line is left in an INACTIVE status.

*Operator Response:* The remote operator should determine the valid password and correct the sign-on to reflect this information.

**\$HASP202** LINElna - INVALID SIGNON

*Explanation:* A remote attempted to sign on the specified line with an invalid sign-on card. A sign-on card may be invalid if:

1. The remote name is spelled incorrectly.
2. The remote specified has not been generated.
3. The remote specified is attached to another line.
4. The remote name does not begin in column 16.

(The importance level is 3.)

*System Action:* The attempted sign-on is not allowed, and the line is left in an INACTIVE status.

*Operator Response:* The remote operator should verify the spelling of the remote. If the remote is attached to another line, steps should be taken to correct this conflict in remote assignments.

**\$HASP203** RMTxxx DISCONNECTED

*Explanation:* A remote workstation that was previously signed on has been signed off. (The importance level is 3.)

*System Action:* If the line is still active, JES2 prepares for a new remote workstation to sign on; otherwise, the line will go into DRAINED status.

*Operator Response:* None.

**\$HASP204** RMTxxx--LOGON FAILED--SESSION zzzzzzzz

*Explanation:* The SNA remote workstation xxx attempted to log on, but there was no line DCT for the station.

*System Action:* The attempted logon is not allowed, and the remote station is not connected.

*Operator Response:* The network operator should start a logical line so that the remote operator can log on.

**\$HASP205** LOGON1--INVALID LOGON--SESSION zzzzzzzz

*Explanation:* An SNA remote workstation attempted to log on, but failed for one of the following reasons:

- The remote station was already logged on.
- The logon contained an invalid RMT number.
- The logon contained an invalid remote password.
- The logon contained an invalid line password.
- The syntax of the logon data was invalid.

*System Action:* The attempted logon is not allowed, and the remote station is not connected.

*Operator Response:* If the logon was invalid, correct it and try to log on again.

**\$HASP249** devname cm

*Explanation:* The displayed command has been entered from the device indicated. (The importance level is 3.)

*System Action:* The command is passed to the command processor for further action.

*Operator Response:* None.

**\$HASP250** jji IS PURGED

*Explanation:* JES2 has completely finished processing the designated job, and all JES2 facilities belonging to the job are made available for reuse. (The importance level is 1.)

*System Action:* JES2 resources associated with job jji are freed.

*Operator Response:* None.



**\$HASP260 JES2 CONTROL LOCKOUT - RESET CRASHED SYSTEM**

*Explanation:* An attempt to read the checkpoint records from SYS1.HASPCPKPT did not complete in the time specified during JES2 initialization. (The importance level is 7.)

*System Action:* System continues to wait for read-completion and starts a new warning interval.

*Operator Response:* Operator should investigate other systems sharing the SYS1.HASPCPKPT data set for possible system failure and, if necessary, press SYSTEM RESET. The message repeats until a failing system is restarted or until a transient queueing lockout is resolved.

*Programmer Response:* Review the setting of the &WARNTIM initialization parameter.

**\$HASP301 jji - DUPLICATE JOBNAME - JOB DELAYED**

*Explanation:* The specified job was delayed for execution, because a job of the same name was already executing. (The importance level is 3.)

*System Action:* The indicated job will be executed when the job with the same name terminates execution.

*Operator Response:* None.

**\$HASP302 CONVERSION SUB-TASK ABENDED**

*Explanation:* The JCL conversion sub-task, HOSCNVT, has abnormally terminated. (The importance level is 15.)

*System Action:* The job being converted is routed to the print phase for appropriate action; then the job is purged. The next job to be converted will cause the sub-task to be re-attached.

*Operator Response:* Notify the system programmer of this message.

**\$HASP303 [jjj] RE-QUEUED AND HELD**

*Explanation:* The specified job was re-queued for execution and has been placed in JES2 HOLD status. The job was one which terminated abnormally and which was re-startable. (The importance level is 7.)

*System Action:* Processing continues.

*Operator Response:* The reason the job was placed in JES2 HOLD status should be determined and the job should be released, when appropriate, for further processing.

**\$HASP304 STORAGE EXCEEDED OUTPUT MAY BE LOST**

*Explanation:* Sufficient main storage was unavailable to transfer the information representing a data set to a print or hold queue. (The importance level is 7.)

*System Action:* Depending on its prior status, the data set may or may not be lost.

*Operator Response:* A programming error probably exists in the system which is causing storage to be obtained in excessive amounts. This condition should be reported to an IBM programming systems representative.

**\$HASP305 CONVERSION PROCESSOR AWAITING STORAGE**

*Explanation:* Sufficient common storage was unavailable to perform JCL conversion. (The importance level is 7.)

*System Action:* After waiting thirty seconds, the job is re-submitted for JCL conversion.

*Operator Response:* If the condition persists, it should be reported to an IBM programming systems representative.

**\$HASP306 INVALID LRECL OR BLKSIZE ON ddn**

*Explanation:* During JCL conversion, the specified procedure library was found to have a logical record length other than 80, or a blocksize not an even multiple of 80. (The importance level is 15.)

*System Action:* An attempt is made to process the JCL without using a procedure library.

*Operator Response:* It may be possible, by specifying SHR and not using JCL procedures, to correct the problem with the specified procedure library, without stopping the system.

**\$HASP307 UNABLE TO OPEN ddn**

*Explanation:* During JCL conversion, the specified procedure library could not be opened. (The importance level is 15.)

*System Action:* If the specified procedure library is other than PROC00, then an attempt is made to use PROC00. If PROC00 cannot be opened, an attempt is made to process the JCL without using a procedure library.

*Operator Response:* A DD card for the specified procedure library may not exist in the procedure used to start the sub-system.

**\$HASP308 jjj ESTIMATED TIME EXCEEDED [BY mm MINUTES]**

*Explanation:* The indicated job has exceeded its estimated real time in the JES2 execution phase by mm minutes. (The importance level is 5.)

*System Action:* Processing continues.

*Operator Response:* Cancel the job if directed to do so by installation operating procedures.

**\$HASP309**  $\left\{ \begin{array}{l} \text{XB} \\ \text{cb} \end{array} \right\}$  INIT id INACTIVE  $\left\{ \begin{array}{l} \text{*****} \\ \text{monitor name} \end{array} \right\} \text{c} = \text{classes}$

*Explanation:* JES2 logical initiator init is idle because the execution processor discovered that no jobs of the classes indicated were available in the JES2 job queue. (The importance level is 5.)

*System Action:* The execution processor activates the logical initiator when an appropriate job becomes available.

*Operator Response:* If the initiator is not to be used for an extended period of time, enter a \$PI init command for that initiator. Otherwise, enter a \$TI command to allow continuation of processing, or allow the initiator to remain inactive as desired.

**\$HASP310 jjj TERMINATED AT END OF MEMORY**

*Explanation:* Job jjj terminated as a result of the abnormal termination of the memory in which it was executing. (The importance level is 7.)

*System Action:* Processing continues.

*Operator Response:* None.

**\$HASP311 jjj RE-ENQUEUED AT END OF MEMORY**

*Explanation:* Job jjj has been re-enqueued for warm start processing as a result of the abnormal termination of the memory in which it was executing. (The importance level is 7.)

*System Action:* Processing continues.

*Operator Response:* None.

**\$HASP312 [subsystem] AWAITING SECONDARY SUB-SYSTEM WITHDRAWAL**

*Explanation:* The identified primary subsystem is attempting normal withdrawal as directed by the operator via the \$PJES2 command. It is unable to withdraw because other subsystems are using the primary subsystem to run initiators. (The importance level is 5.)

*System Action:* JES2 waits for secondary subsystems to withdraw.

*Operator Response:* Attempt to clear the primary subsystem by stopping all secondary initiators and started systems tasks. If this fails, withdraw the secondary subsystems.

**\$HASP313 Job id SPIN/HOLD DATA SET LIMIT EXCEEDED  
-OUTPUT LOST**

*Explanation:* The identified job has created more than 255 SYSOUT data sets to be disassociated from normal output. In the case of SPIN data sets, the JES2 output facilities have been backed up to the extent the data set could not be queued for output on the JES2 devices (or external writer). (The importance level is 3.)

*System Action:* The system discards the data set.

*Operator Response:* None

**\$HASP314 INIT id DRAINED \*\*\*\*\* c = classes**

*Explanation:* The operator has entered a \$PI command and the initiator identified has subsequently entered the DRAINED condition. (The importance level is 3.)

*System Action:* The initiator job associated with the identified initiator will terminate execution and become eligible for output.

*Operator Response:* Enter a \$SI command to create a new initiator to process jobs.

**\$HASP315**  $\left\{ \begin{array}{l} \text{XB} \\ \text{b b} \end{array} \right\}$  INIT id HALTED  $\left\{ \begin{array}{l} \text{*****} \\ \text{monitor name} \end{array} \right\}$  c = classes

*Explanation:* The operator has entered a \$ZI command and the identified initiator has subsequently entered the HALTED condition. (The importance level is 3.)

*System Action:* The initiator job associated with the identified initiator remains in an indefinite wait state.

*Operator Response:* Enter a \$SI command to resume processing jobs with the initiator.

**\$HASP350 jji INIT STOPPED**

*Explanation:* JES2 has caused an initiator to stop. (The importance level is 15.)

*System Action:* The initiator should stop normally. The initiator is stopped due to an operator request or because the initiator had been started to run an STC or TSU job and that job had a JCL error, or because insufficient storage was available.

*Operator Response:* None.

**\$HASP352 jji OPEN FAILED BECAUSE NOT SYSIN, SYSOUT,  
NOR PROCESS-SYSOUT**

*Explanation:* An OPEN macro instruction failed for a subsystem data set because JES2 could not determine the data set's type from the data set name in the JFCB. (The importance level is 15.)

*System Action:* Processing continues.

*Programmer Response:* Resubmit the job.

*Problem Determination:* Table I, items 1, 3, 5a, 13, 16, 29.

**\$HASP353 jji CLOSE FAILED BECAUSE NOT SYSIN, SYSOUT,  
NOR PROCESS-SYSOUT**

*Explanation:* A CLOSE macro instruction failed for a subsystem data set because JES2 could not determine the data set's type from the data set name in the JFCB. (The importance level is 15.)

*System Action:* Processing continues.

*Programmer Response:* Resubmit the job.

**\$HASP354 jji intrdrid - STORAGE NOT AVAILABLE FOR  
BUFFERS**

*Explanation:* Either in the common storage area or in the user memory, storage was not available to buffer data for a JES2 internal reader data set. (The importance level is 15.)

*System Action:* The error is indicated to the user as a permanent write error.

*Operator Response:* If the internal reader ID is STCINRDR, reissue the START or MOUNT command when there is less system activity.

*Programmer Response:* If the internal reader ID is INTRDR, rerun the job. If this message occurs frequently, consider increasing the size of the common storage area.

**\$HASP355 SPOOL VOLUMES ARE FULL**

*Explanation:* A request to the JES2 direct access space allocation can not be processed. All available space has been allocated to JES2 functions. (The importance level is 15.)

*System Action:* The system suspends JES2 processors and users of JES2 services that require direct access space, until an output function completes and the associated direct access space becomes available.

*Operator Response:* Determine which jobs are awaiting output (\$DN command) and then initiate output processing for those jobs. If no output is queued, cancel jobs that are awaiting execution or are in execution.

**\$HASP356 jji nnn% SPOOL USAGE**

*Explanation:* In allocating a unit of spool space, JES2 has found that the total spool space now in use exceeds a pre-specified warning percentage. (The importance level is 15.)

*System Action:* Processing continues.

*Operator Response:* If the percentage in this message reaches 100 and another unit of spool space is requested, message \$HASP355 will appear. Therefore, do not start any new jobs for a while, and attempt to purge any jobs which have completed execution from the system.

**\$HASP357 jji STORAGE UNAVAILABLE FOR SDB**

*Explanation:* JES2 cannot allocate a subsystem data set, because storage within the user's memory is unavailable for a subsystem data set block. (The importance level is 15.)

*System Action:* The subsystem data set is not allocated.

*Programmer Response:* Reduce the data set requirements of the job step.

**\$HASP358 jji HIOTSPIN--NO STORAGE AVAILABLE ON SP  
231**

*Explanation:* During allocation of a subsystem SPIN or HOLD data set, JES2 has failed to obtain storage from a common storage area (CSA).

*System Action:* The data set is purged and processing continues.

*Programmer Response:* Provide more common storage area.

**\$HASP359 jji HCBGM - NO STORAGE AVAILABLE IN SP 230**

*Explanation:* While attempting to start execution of a job, JES2 has failed to obtain storage from the user address space to hold one of the job's direct access resident control blocks. (The importance level is 15.)

*System Action:* Processing continues.

*Programmer Response:* None.

**\$HASP361 JOB NOT FOUND**

*Explanation:* JES2 was unable to find a job in its job queue which an initiator requested specifically by job identifier. The job was created by a START or MOUNT command or by a TSO LOGON command. (The importance level is 15.)

*System Action:* The requesting initiator is stopped.

**Operator Response:** Reissue the command that created the job.

**\$HASP362 STORAGE UNAVAILABLE FOR SJB**

**Explanation:** JES2 has failed to obtain storage for a subsystem job block and therefore cannot continue processing for an initiator. (The importance level is 15.)

**System Action:** The initiator should stop normally. The initiator is stopped due to an operator request, or because the initiator had been started to run an STC or TSU job and that job had a JCL error, or because insufficient storage was available.

**Programmer Response:** If this message occurs frequently, increase the size of the common storage area.

**\$HASP363 [jjj] HCBIO - INVALID TRACK ADDRESS**

**Explanation:** JES2 has attempted to read or write a disk-resident job control block to an invalid track address. (The importance level is 15.)

**System Action:** If the message occurred during job initiation, the job is terminated. Otherwise, processing continues.

**Operator Response:** None.

**\$HASP364 [jjj] HCBIO - INVALID CONTROL BLOCK - xxx**

**Explanation:** JES2 has read a disk-resident job control block whose identifier, xxx, is unrecognized. (The importance level is 15.)

**System Action:** The job being initiated is terminated.

**Operator Response:** None.

**\$HASP365 jjj DDNAME ddn - DATA SET ACCESSED WHILE CLOSED**

**Explanation:** A JES2 subsystem data set had been open but is now closed and the user program is attempting to gain access to it. (The importance level is 15.)

**System Action:** A subsequent attempt to use the data set will result in a system completion code of OFA.

**Programmer Response:** Make sure that the data set is open before attempting to use it.

**\$HASP366 jjj AWAITING SPOOL SPACE**

**Explanation:** A request for JES2 direct access space allocation can not be processed. The request is on behalf of a JES2 data set. This message follows the \$HASP355 message. (The importance level is 15.)

**System Action:** The task requesting output to the JES2 data set is placed in a wait state. When space is freed, JES2 attempts to get direct access space and continue processing the task.

**Operator Response:** Attempt to clear the system of jobs by forcing output of executed jobs or by canceling jobs.

**Programmer Response:** Provide more space for JES2 data sets.

**\$HASP370 [jjj] HCBIO - I/O ERROR  
{ READING } CONTROL BLOCK - xxx  
{ WRITING }**

**Explanation:** JES2 has encountered a permanent I/O error while reading or writing a disk-resident job control block whose identifier is xxx. (The importance level is 15.)

**System Action:** If the error occurred on a read, the job is terminated. Otherwise, processing continues.

**Operator Response:** None.

**\$HASP371 jjj HCBFM - FREEMAIN FAILED FOR SP 230**

**Explanation:** JES2 failed in attempting to release main storage

for a direct access resident job control block. (The importance level is 15.)

**System Action:** Processing continues.

**Operator Response:** None.

**\$HASP373 jjj STARTED**

**Explanation:** The named job is beginning execution. (The importance level is 15.)

**System Action:** Processing continues.

**Operator Response:** None.

**\$HASP374 jjj - JOB HAS NO JOURNAL**

**Explanation:** The named job was attempting to warm start or restart. In both cases, a job journal data set is required, but the job had none. (The importance level is 15.)

**System Action:** The job is terminated.

**Operator Response:** None.

**\$HASP375 jjj ESTIMATED { LINES } EXCEEDED BY nnn  
{ CARDS }**

**Explanation:** Job jjj has exceeded its estimated number of lines or cards by nnn. (The importance level is 15.)

**System Action:** The action depends on the installation options. If abnormal termination results, the system completion code is 722 and a dump may or may not be taken.

If the task producing the output is already terminating (normally or abnormally) JES2 will not attempt abnormal termination.

**Programmer Response:** None.

**\$HASP376 jjj - UNABLE TO PROCESS SUBSYSTEM DATA SET FOR HOLD**

**Explanation:** JES2 can not obtain sufficient storage in the common storage area to honor a request to make a held data set out of a normal SYSOUT data set. (The importance level is 15.)

**System Action:** The request is ignored and processing continues.

**Programmer Response:** If this message occurs frequently, increase the size of the common storage area. (The importance level is 15.)

**\$HASP395 jjj ENDED**

**Explanation:** The named job has completed execution. (The importance level is 15.)

**System Action:** Processing continues.

**Operator Response:** None.

**\$HASP396 jjj TERMINATED**

**Explanation:** Due to circumstances specified by previous messages, the named job was unable to start execution. (The importance level is 15.)

**System Action:** Processing continues.

**Operator Response:** None.

**\$HASP397 jjj RE-ENQUEUED**

**Explanation:** The named job is reenqueued for OS/VS2 warm-start or restart processing. (The importance level is 15.)

**System Action:** Processing continues.

**Operator Response:** None.

**\$HASP398 jjj QUEUED FOR RE-EXECUTION**

**Explanation:** In response to operator command \$E jjj or \$E j, or because the initiator has insufficient resources to start the

job, the named job is queued for re-execution. (The importance level is 15.)

*System Action:* Processing continues.

*Operator Response:* None.

#### \$HASP400 ENTER REQUESTS

*Explanation:* JES2 is ready for job processing and is waiting for requests. (The importance level is 15.)

*System Action:* JES2 will not process jobs until a \$\$ command is entered.

*Operator Response:* Perform necessary preparatory functions, and enter the \$\$ command (if job processing is required) or \$P JES2 if JES2 is to be withdrawn.

#### \$HASP401 EXTENT ERROR ON ser

*Explanation:* The operator did a JES2 warm start. JES2 has found that the first extent of data set SYS1.HASPACE on ser is different than before the warm start, due to: mounting the wrong volume, starting a different JES2 system, or scratching and reallocating SYS1.HASPACE. (The importance level is 15.)

*System Action:* After attempting to verify the remaining required volumes, JES2 terminates.

*Programmer Response:* Make sure that all spooling volumes are correct. If not, mount the correct ones. If correct, perform a cold start thus destroying any job information contained in the SYS1.HASPACE data set.

#### \$HASP402 ttt ATTACH ERROR -cde

*Explanation:* JES2 has attempted to attach a subtask, which is required for running the system. The module name indicates the EBCDIC name of the subtask entry ttt, and cde is the OS completion code returned. If the system is allowed to continue processing, the results will be unpredictable but will cause general malfunction as follows:

- HASPIMAG - JES2 FCB and UCS image retrieval facility will be inactive, output devices requiring images from the SYS1.IMAGES library will not operate.
- HASPWTO - JES2 WTO interface facility will be inactive, eventually causing JES2 to become interlocked when it attempts to use the OS console interface.
- HASPACCT - JES2 SMF interface facility will be inactive, eventually causing JES2 to become interlocked when it attempts to write SMF records.

(The importance level is 15.)

*System Action:* JES2 will attempt to process jobs.

*Operator Response:* Probable user error. Stop JES2, refer to the VS2 System Completion Codes manual, and correct the problem as indicated.

#### \$HASP403 IS SYSTEM XXXX DOWN -- REPLY Y/N

*Explanation:* The operator has warm-started a single system in a JES2 shared spool complex. Another system in the complex is suspected of being down. (The importance level is 15.)

*System Action:* The warm start does not proceed until the operator responds to the message.

*Operator Response:* If the system specified is down, the operator should reply 'y'. Otherwise the operator should reply 'N'.

#### \$HASP404 { JOB } j - BAD { JCT }- ERRORS MAY OCCUR { STC } { TSU } { IOT }

*Explanation:* The operator has warm-started JES2. A direct-access allocation map for the job was discovered to be in error. (The importance level is 15.)

*System Action:* The control block allocation map is altered to preserve system integrity, and the control block is rewritten. The job may experience premature end on input data sets (JCT) or output data sets (IOT).

*Operator Response:* Consult the installation procedures guide to determine the advisability of deleting the job, resubmitting it, or allowing the job to continue.

#### \$HASP405 { JOB } j WAS BEING PURGED { STC } { TSU }

*Explanation:* JES2 warm-start processing encountered a job that was being purged when system shutdown. (The importance level is 15.)

*System Action:* The identified job is purged.

*Operator Response:* None.

#### \$HASP406 { JOB } j WAS EXECUTING { STC } { TSU }

*Explanation:* The operator has warm-started JES2. When the system stopped, the job was in the JES2 execution phase. (The importance level is 15.)

*System Action:* JES2 will submit the job to the system for determination of whether or not the job can be restarted. When the job is submitted to an initiator, appropriate messages will be issued allowing the operator to elect restart options. In the latter case, all of the job's data sets (including the system message and JES2 job log data sets) may not print to completion; some may not print at all.

*Operator Response:* If the normal system action is not desired, the job should be held or canceled as desired.

#### \$HASP407 { JOB } j WAS TERMINATING { STC } { TSU }

*Explanation:* JES2 warm-start processing encountered a job that was terminating its execution during system shutdown. (The importance level is 15.)

*System Action:* The identified job is queued for output processing.

*Operator Response:* None

#### \$HASP408 { JOB } j IS RE-QUEUED AND HELD { STC } { TSU }

*Explanation:* JES2 warm-start processing encountered a job in execution during shutdown. The job was journalled or marked as restartable.

*System Action:* The identified job is placed back into the execution queue and held.

*Operator Response:* None.

#### \$HASP409 { JOB } j WAS ON READER { STC } { TSU }

*Explanation:* The operator has warm-started JES2. When the system stopped, the job was in the process of reading. (The importance level is 15.)

*System Action:* The job is purged.

*Operator Response:* Resubmit the job.

#### \$HASP410 JOB j WAS PRINTING/PUNCHING

*Explanation:* The indicated job was printing or punching when the last JES2 checkpoint was taken (prior to this warm start). (The importance level is 15.)

**System Action:** The job is requeued, and the output function is continued when print/punch devices are available.

**Operator Response:** The operator may use the following console commands:

- **\$H** - hold job - to prevent output from occurring until a **\$A** (release) command is entered.
- **\$C** - cancel job - to remove the job from the output queue and pass it to purge.

If neither of these commands is used, the job can be controlled normally when it is started on a device.

#### **\$HASP411 MAXIMUM OF nnn SPOOL VOLUME(S) EXCEEDED**

**Explanation:** More direct-access SPOOL volumes have been found online than JES2 can handle. (The importance level is 15.)

**System Action:** JES2 terminates.

**Operator Response:** Probable user error. Check the volume labels of all direct-access volumes and remove all but nnn volumes. Restart JES2.

#### **\$HASP412 MAXIMUM OF nnn devtyp EXCEEDED**

**Explanation:** More reader, printer, punch, or RJE line devices are physically online to the CPU than JES2 supports. (The importance level is 15.)

**System Action:** The first nnn devices of the specified type will be used by JES2; additional devices of the specified type will be ignored.

**Programmer Response:** Check the OS generation to ensure that the hardware devices correctly reflect the system configuration.

#### **\$HASP413 MOUNT ser ON A devtyp**

**Explanation:** The operator warm-started JES2. Not all SPOOL volumes mounted prior to the warm start are now mounted. In the message, the volume serial number and the device type on which the volume had been mounted are given. (The importance level is 15.)

**System Action:** After attempting to verify the remaining required SPOOL volumes, the JES2 job terminates.

**Operator Response:** Probable user error. Mount the required volume(s) on the required devices, and warm start (or cold start) JES2.

#### **\$HASP414 OBTAIN FAILED FOR dsn ON ser WITH CC cde**

**Explanation:** The operator warm-, cold-, or format-started JES2. JES2 used the OBTAIN supervisor service to get information about data set dsn on the volume ser, but OBTAIN did not work as expected. OBTAIN issued condition code cde to indicate the problems:

- **04** - The volume was not mounted. This error should not occur.
- **08** - Data set dsn was not allocated on the volume ser.
- **12** - A permanent input/output error was found during OBTAIN processing.

(The importance level is 15.)

**System Action:** After attempting to verify the remaining spool and checkpoint volumes, JES2 terminates.

**Programmer Response:** Probable user error. If cde is 08, allocate a data set named dsn on the volume ser and start JES2 again. If cde is 12, use the IBM utility program IEJDASDR or IBCDASDI to reinitialize the volume ssss, and then follow the procedure for cde 08.

#### **\$HASP415 JOB QUEUE EXCEEDS CAPACITY OF CHECKPOINT DATA SET**

**Explanation:** The number of tracks allocated to the first extent

of the checkpoint data set SYS1.HASPCKPT is not sufficient to hold the job queue checkpoint elements or the track length on the volume is not at least 6000 bytes long. (The importance level is 15.)

**System Action:** JES2 terminates.

**Operator Response:** Notify the system programmer of this message.

**Programmer Response:** Examine the SYS1.HASPCKPT allocation and the system generation of the device attribute table for correct track length specifications and correct as appropriate.

#### **\$HASP416 OPERATOR MESSAGE SPACE NOT AVAILABLE**

**Explanation:** JES2 has attempted to reserve tracks from the primary SPOOL volume for remote operator message queuing and has found that:

- The first extent of SYS1.HASPACE was not large enough for the requested number of SPOOL records.
- During JES2 warm start, the SPOOL volume was found incompatible with the loaded copy of JES2.

(The importance level is 15.)

**System Action:** JES2 terminates.

**Operator Response:** During JES2 warm start, match the primary SPOOL volume with the JES2 loaded module used during the cold start. During cold start, consult the system programmer.

**Programmer Response:** Make sure that the JES2GEN parameter & SPOLMSG has been correctly applied to the system, and check the extents of SYS1.HASPACE on the primary SPOOL volume for requested space.

#### **\$HASP417 VOLUME ssss NOT ADDED - COMPLEX NOT DORMANT**

**Explanation:** The operator has warm-started JES2. JES2 has found candidate for a spool volume (ssss) that is not recorded in the checkpoint record as a member of the current pool. Other system(s) are sharing the checkpoint record; therefore, the new candidate cannot be added to the pool at this time. (The importance level is 15.)

**System Action:** JES2 ignores the presence of this volume.

**Operator Response:** JES2 does not use the volume, but it remains allocated.

#### **\$HASP418 PERM I/O ERROR ON ser WHILE FORMATTING**

**Explanation:** JES2 was unable to finish formatting the first extent of SYS1.HASPACE on the SPOOL volume, because a hardware error occurred or because the SPOOL volume is not properly initialized. (The importance level is 15.)

**System Action:** After attempting to process the remaining SPOOL volumes, JES2 terminates.

**Operator Response:** If the error was caused by a hardware malfunction, have it corrected. If not, the SPOOL volume may need to be reinitialized. Reinitialize it using IEHDASDR or IBCDASDI.

#### **\$HASP419 REPLY Y OR N TO CONFIRM RESET ON SYSTEM(S) sid,sid,....,sid.**

**Explanation:** JES2 initialization has determined through analysis of the checkpoint record that the documented member(s) of the complex are not currently active. However, since a system can remain active between a JES2 failure and a JES2 restart without recording checkpoint records, the above analysis must be confirmed by the operator. (The importance level is 15.)

**System Action:** JES2 waits for the operator to reply.

*Operator Response:* Determine whether the documented systems are inactive. Reply 'Y' if all documented systems are dormant; otherwise reply 'N'.

**\$HASP420 PERM I/O ERROR { WRITING } JES2 CKPT  
{ READING }**

*Explanation:* JES2 failed to correctly read or format-write the JES2 checkpoint record because of a hardware malfunction or the parameters in the device attribute table do not match the characteristics of the actual device. (The importance level is 15.)

*System Action:* JES2 terminates.

*Operator Response:* If the message was caused by an oversize checkpoint record, inform the system programmer.

*Programmer Response:* Check the device attribute table to insure the values appropriately describe the device.

**\$HASP421 PREVIOUSLY MOUNTED VOL ser IS UNFORMATTED**

*Explanation:* The operator warm-started JES2. The length of the first record of the last track of the first extent on SYS1.HASPACE is incorrect, due to overwriting, starting a different JES2 system, or mounting the wrong SPOOL volume. (The importance level is 15.)

*System Action:* After attempting to verify the remaining required SPOOL volumes, JES2 terminates.

*Operator Response:* Probable user error. If the wrong volume was mounted, mount the correct volume and warm-start JES2. Otherwise, cold-start JES2; any SPOOL volumes that are not correctly formatted will automatically be reformatted during a JES2 cold-start.

**\$HASP422 DUPLICATE ser VOLUMES**

*Explanation:* Multiple direct-access volumes have been found with identical labels. (The importance level is 15.)

*System Action:* JES2 terminates.

*Operator Response:* Probable user error. Check the volume labels of all direct-access volumes on the system and remove the required volumes. Restart JES2.

**\$HASP423 ser IS BEING FORMATTED**

*Explanation:* The operator warm, cold, or format-started JES2. An unformatted SPOOL volume is now being formatted. (The importance level is 15.)

*System Action:* JES2 formats unformatted new SPOOL volumes on a warm start, all unformatted SPOOL volumes on a cold start, and all SPOOL volumes on a format start.

*Operator Response:* None.

**\$HASP424 ser IS NOT MOUNTED**

*Explanation:* The operator warm, cold, or format-started JES2, and JES2 could not find a direct-access UCB with the volume serial of the primary SPOOL volume. The SPOOL volume must be mounted and online when JES2 is started. (The importance level is 15.)

*System Action:* JES2 terminates.

*Operator Response:* Probable user error. Make sure the primary SPOOL volume is mounted, ready, and online. Then restart JES2.

**\$HASP425 SUBSYSTEM INTERFACE NOT DORMANT**

*Explanation:* The operator attempted to start the JES2 subsystem when the interface created by a previous JES2 is still active. This could be caused by any of the following:

- The previous JES2 is still operating.

- The previous JES2 did not leave the interface in a restartable condition.
- An interface user is still actively using the interface. (The importance level is 15.)

*System Action:* The JES2 subsystem that is attempting to restart is terminated.

*Operator Response:* If there is a JES2 subsystem up and running, stop that subsystem before attempting to start a new JES2; otherwise, re-IPL the system.

**\$HASP426 SPECIFY OPTIONS - subsystem identification**

*Explanation:* JES2 has been given control and is requesting instructions from the operator. (The importance level is 15.)

*System Action:* JES2 waits for the operator to reply.

*Operator Response:* Enter the desired options using the OS reply format. Consult the Operator's Reference for option selections.

**\$HASP427 SYNTAX ERROR - RESPECIFY OPTIONS**

*Explanation:* JES2 does not recognize one or more of the initialization options entered by the operator in response to message \$HASP426. (The importance level is 15.)

*System Action:* JES2 resets to default responses, and waits for the operator to reply.

*Operator Response:* Probable user error. Enter the desired options.

**\$HASP428 CORRECT THE ABOVE PROBLEMS AND RESTART JES2**

*Explanation:* This message follows one or more messages which indicate why JES2 direct-access initialization could not complete normally. (The importance level is 15.)

*System Action:* JES2 terminates.

*Operator Response:* Correct the above problems and restart JES2.

**\$HASP429 SUBSYSTEM NAME NOT DEFINED**

*Explanation:* The operator attempted to start a procedure for JES2 with a name that was not generated into the operating system. (The importance level is 15.)

*System Action:* JES2 terminates.

*Operator Response:* Notify the system programmer of this message.

**\$HASP430 INCOMPATIBLE SUBSYSTEM INTERFACE**

*Explanation:* The operator attempted to start a JES2 system after a previous JES2 completed its initialization process. The previous JES2 created an environment that prevents the current JES2 system from initializing. (The importance level is 15.)

*System Action:* JES2 terminates.

*Operator Response:* Re-IPL the operating system or start a compatible JES2.

**\$HASP431 COLD/FORMAT START DENIED -- COMPLEX NOT DORMANT**

*Explanation:* Environmental analysis has determined that at least one system in the complex is not dormant and therefore a cold or format start cannot be performed. (The importance level is 15.)

*System Action:* JES2 terminates.

*Operator Response:* Wait for the amount of time specified by the variable & SYNCTOL, then try again. If the problem persists, notify the system programmer.

*Programmer Response:* Each system in the complex uniquely time-stamps the checkpoint record each time it is written. This

requires that all TOD clocks in the complex be synchronized within the bounds established by the variable &SYNCTOL. If this constraint is not adhered to (i.e. the wrong date is set at IPL time), cold and format starts are prevented until the checkpoint record expires or the checks are bypassed.

**\$HASP432 REQUESTED JES2 BUFFERS EXCEED AVAILABLE STORAGE**

*Explanation:* The amount of space required for buffers has exceeded the available virtual storage.

*System Action:* JES2 terminates.

*Programmer Response:* Reduce the number of buffers specified in the &NUMBUF and/or &NUMTPBF initialization parameters, or reduce the size of the buffers specified in the &BUFSIZE and/or &TPBSIZ initialization parameters.

**\$HASP433 WARM START DENIED -- SYSTEM NOT DORMANT**

*Explanation:* Environment analysis has determined that the checkpoint record for the system being warm-started has not expired. (The importance level is 15.)

*System Action:* JES2 terminates.

*Operator Response:* Wait for the amount of time specified by the variable &SYNCTOL, then try again. If the problem persists, notify the system programmer.

*Programmer Response:* This problem usually results from an incorrect date/clock setting during a previous IPL.

**\$HASP434**

}	COLD
}	WARM

**START DENIED -- INVALID CHECKPOINT RECORD**

*Explanation:* The checkpoint record is invalid for one of the following reasons:

- Permanent I/O error.
- Field named \$HASPID did not contain "JES2."
- Operator has replied "N" to message \$HASP436.

(The importance level is 15.)

*System Action:* JES2 terminates.

*Operator Response:* Notify system programmer.

*Programmer Response:* Ensure that the system being started is the same as or is compatible with the last one run. If gross incompatibilities in HASP parameter values are discovered, the system must be cold-started.

**\$HASP435 SYSTEM PARAMETER TABLE ERROR**

*Explanation:* The system parameter table as defined by parameter cards S1 through S7 is invalid for one of the following reasons:

- The entries in the table are not contiguous.
- The table contains duplicate entries.
- The table does not contain the SMF CPU id for this system.
- An attempt was made to change the table on a warm start.
- A multiple-system configuration was defined, but the checkpoint volume or a spool volume was found on a device whose UCB does not indicate shared capability.

(The importance level is 15.)

*System Action:* JES2 terminates.

*Operator Response:* Notify system programmer.

*Programmer Response:* Analyze parameter cards S1 through S7 and correct the problem. Start JES2 again.

**\$HASP436 REPLY Y OR N TO CONFIRM CHECKPOINT RECORD CHANGE**

*Explanation:* Analysis shows that a change to the fundamental

checkpoint record has been legally requested. The operator is asked to confirm his intent to change the record. (The importance level is 15.)

*System Action:* JES2 waits for the operator to reply.

*Operator Response:* Reply "Y" if the checkpoint record is to be changed (this includes the creation of a new checkpoint data set); otherwise reply "N".

**\$HASP438 &NUMTGV EXCEEDS TRACKS ON xxxxxx**

*Explanation:* The specified number of track groups in each volume exceeds the number of tracks in the smallest spool volume in the system.

*System Action:* JES2 terminates.

*Programmer Response:* Increase the size of the spool volume (that is, select a device that has as many tracks as specified by &NUMTGV); or decrease the number of track groups per volume.

**\$HASP439 CMBS EXHAUSTED--LAST nnn OPERATOR COMMANDS IGNORED**

*Explanation:* The number of operator commands in the initialization deck has exceeded the number of buffers specified on the &NUMCMBS initialization parameter.

*System Action:* The last nnn commands are ignored, and processing continues.

*Programmer Response:* Reduce the number of commands, or increase the size specified in the &NUMCMBS parameter.

**\$HASP440 &BUFSIZE TOO SMALL FOR &NUMTGV AND/OR &NUMDA**

*Explanation:* A track group map for a spool device exceeds the size specified on the &BUFSIZE initialization parameter.

*System Action:* JES2 terminates.

*Programmer Response:* Increase the values specified for &BUFSIZE, or decrease the value specified for &NUMTGV and/or &NUMDA. In any case, &BUFSIZE should not be less than (600 + (&NUMDA(&NUMTGV/8))).

**\$HASP441 REPLY Y OR N TO CONTINUE INITIALIZATION**

*Explanation:* JES2 has found an error during initialization, and is asking the operator whether or not initialization should continue.

*System Action:* If the response is Y, JES2 proceeds, replacing the flagged parameter value with the last previously specified legitimate value or with the JES2 default value. If the response is N, JES2 issues message \$HASP428 and then terminates.

*Operator Response:* Reply Y or N, and notify the system programmer.

*Programmer Response:* Correct the indicated error(s).

**\$HASP442 WARM START DENIED REQUIRED INITIALIZATION PARAMETERS FOLLOW**

& BUFSIZE =	& NUMDA =
& NUMTGV =	& SPOOL =
& MAXJOBS =	& NUMJOES =
& RECINCR =	& TCESIZ =
& MINJOES =	& NUMRJE =
& SPOLMSG =	

*Explanation:* A warm start has failed because of conflicts between the values of the initialization parameters and the present configuration. JES2 lists the parameters with the values that were previously specified for them. The parameters requiring changes are flagged with an asterisk.

*System Action:* JES2 terminates.

*Programmer Response:* Correct the parameters in conflict, and restart JES2.

**\$HASP443 xxxxxx NOT ALLOCATED**

*Explanation:* A spool volume has not been allocated. This message was preceded by another JES2 message indicating the problem.

*System Action:* If the volume is a primary spool volume or a checkpoint volume, JES2 terminates; otherwise, processing continues.

*Operator Response:* Mount the correct volume on the required device.

**\$HASP444 dddddddd PRINT/PUNCH ROUTE CODE INVALID**

*Explanation:* A print/punch route code has been specified that is greater than the number of available devices; that is, the number of remote terminals specified in & NUMRJE conflicts with the route code specified in a READERn or Rnnn.RDm parameter card.

*System Action:* JES2 terminates.

*Programmer Response:* Verify the initialization parameters, and correct the error.

**\$HASP448 ILLEGAL BACKSPACE CHARACTER--RESET TO X'00'**

*Explanation:* The backspace character conflicts with the console command character specified in the initialization parameter & CCOMCHR.

*System Action:* The system ignores the backspace character specified, and uses X'00' instead.

*Programmer Response:* Select another character for the & BSPACE initialization parameter.

**\$HASP449 xxxxxx MUST BE MOUNTED ON SHAREABLE DEVICE**

*Explanation:* The specified volume has been mounted on a non-shareable device in a shared spool environment.

*System Action:* JES2 terminates if the volume is a required volume; otherwise, processing continues.

*Operator Response:* Mount the required volume on a shareable device.

**\$HASP450 OPEN FAILED FOR JES2 PARAMETER LIBRARY**

*Explanation:* JES2 issued an OPEN macro instruction for the parameter library data set and determined that the data set was not opened. (The importance level is 15.)

*System Action:* Message & HASP441 follows, requesting operator action.

*Programmer Response:* Determine the cause of the error and correct it.

**\$HASP451 ERROR ON JES2 PARAMETER LIBRARY**

*Explanation:* JES2 encountered an error when reading the initialization parameter library. (The importance level is 15.)

*System Action:* Message & HASP441 follows, requesting operator action.

*Programmer Response:* Determine the cause of the error and correct the parameter errors.

**\$HASP465 RMTnnn SPECIFIES INVALID LINE VALUE**

*Explanation:* A BSC remote terminal attempted to specify ownership of an SNA line; an SNA remote terminal attempted to specify a BSC line; or a remote terminal (either BSC or SNA) specified a line number greater than the value specified for the & NUMLINES parameter.

*System Action:* The system scans the remaining parameters, flags the errors, and issues a message requesting that JES2 be restarted.

*Programmer Response:* Correct the line subparameter of the RMTnnn parameter for this terminal, and restart JES2.

**\$HASP900 ENTER CARDS, UPDATE, OR END**

*Explanation:* JES2 generation is requesting the JES2 generation parameter and update deck options from the operator. (The importance level is 15.)

*System Action:* The system waits for the operator to reply.

*Programmer Response:* Tell the operator which response to enter.

**\$HASP901 prm - INVALID JES2 GENERATION PARAMETER**

*Explanation:* The JES2 generation parameter prm is not one of the defined JES2 generation parameters. (The importance level is 15.)

*System Action:* If a batch JES2 generation is not being performed, the program is not terminated. Control is returned to the console for operator correction.

*Operator Response:* Correct the prm parameter.

**\$HASP902 INVALID SYNTAX**

*Explanation:* The JES2 generation parameter specification violates requirements documented in the SYSGEN manual. (The importance level is 15.)

*System Action:* If a batch JES2 generation is not being performed, the program is not terminated and control is returned to the console for operator correction.

*Operator Response:* Inform the system programmer of this message.

*Programmer Response:* Correct the parameter from the console or card reader if non-batch generation is being performed. Allow the generation to continue.

**\$HASP903 JES2 GENERATION UPDATE ERROR -- JES2 GENERATION TERMINATED**

*Explanation:* An error was discovered in the source update process. This error may result from an error in an update control card or a sequence error in the update deck. (The importance level is 15.)

*System Action:* The last card processed or current card being processed will be the last card listed on the SYSPRINT data set.

*Operator Response:* Inform the system programmer of this message.

*Programmer Response:* Correct the generation card and rerun the job.

**\$HASP904 INSUFFICIENT DIRECTORY SPACE IN HASPSRC DATA SET**

*Explanation:* The directory space in the SYS1.HASPSRC data set is not large enough to contain all the members in the JES2 source data set. (The importance level is 15.)

*System Action:* JES2 generation terminates.

*Programmer Response:* The SYS1.HASPSRC data set should be scratched and reallocated with a larger directory size. The JES2 generation should then be repeated.

**\$HASP905 DIRECTORY I/O ERROR ON HASPSRC DATA SET**

*Explanation:* An I/O error occurred during update of the directory for the SYS1.HASPSRC data set. (The importance level is 15.)

*System Action:* JES2 generation terminates.



**Operator Response:** Inform the system programmer of this message.

**Programmer Response:** Scratch and reallocate the SYS1.HASPSRC data set on another volume and rerun the JES2 operation.

#### **\$HASP906 INVALID SYSIN DATA SET**

**Explanation:** More than the maximum allowable JES2 generation parameters have been read due to a system error or an invalid input stream. (The importance level is 15.)

**System Action:** The JES2 generation process is terminated.

**Operator Response:** Notify the system programmer of this message.

#### **\$HASP950 PLACE RMTGEN OPTIONS IN UNIT ddd AND REPLY 'GO', OR REPLY 'CANCEL'**

**Explanation:** The JES2 remote generation module EXRMTGEN has been entered and has determined that the installation has generated the JES2 system specifying that remote workstation programs are to be generated. If the device address displayed is not a card reader, the JCL is not as anticipated by the module and the generation of remotes should not be allowed to continue using this module. (The importance level is 15.)

**System Action:** JES2 waits for the operator to respond.

**Operator Response:** If the unit is not a card reader, reply 'CANCEL'. If remote workstations are to be generated at this time, place workstation descriptions in the card reader (see System Generation Manual) and reply 'GO'.

#### **\$HASP955 INCOMPATIBLE RMTGEN MODULES**

**Explanation:** A module has attempted to read logical records beyond the end-of-file on the CARDIN data set and encountered an end-of-file condition without replacing the EODAD exit address in the DCB. (The importance level is 15.)

**System Action:** RMTGEN abnormally terminates with a user code of 20.

**Programmer Response:** Restore the JES2 generation modules using the correct version of the GENRMT module.

#### **\$HASP965 \*\*\*\*INVALID SELECTION CARD\*\*\*\***

**Explanation:** A JES2 remote workstation generation selection card is invalid for one of the following reasons:

- The program identification card named an unsupported remote.
- The format of the identification card was incorrect.
- The numeric field was not numeric.

The card in error is displayed preceding the error message, and the generation of the requested remote is suppressed. (The importance level is 15.)

**System Action:** The generation of the remote is suppressed.

**Operator Response:** Report this message to the system programmer.

**Programmer Response:** Correct the selection card and resubmit the remote generation job. (See the System Generation Manual section JES2 Workstation Program Generation.)

#### **\$HASP966 \*\*\*\*OPTION SPECIFICATION ERROR\*\*\*\***

**Explanation:** A JES2 remote workstation generation option specification error occurred for one of the following reasons:

- The specified RMTGEN parameter was misspelled.
- The format of the card was incorrect.
- Card sequence numbers were not in ascending order.
- An invalid ./ card was encountered.
- A \$. card, other than \$.RMTEND, was encountered during the update process.

- A /\* card was encountered within a remote description deck.

(The importance level is 15.)

**System Action:** The card in error is displayed preceding the error message, and the generation of the requested remote is suppressed.

**Operator Response:** Report this message to the system programmer.

**Programmer Response:** Correct the JES2 remote workstation generation deck and resubmit the job.

#### **\$HASP967 \*\*\*\*JES2 SOURCE LIBRARY ERROR\*\*\*\***

**Explanation:** A JES2 source library error occurred during a JES2 remote workstation program generation for one of the following reasons:

- An internal control card on the GENPDS data set member HRTPOPTS was incorrect or missing.
- An overflow of the GENRMT standard options table has occurred.

(The importance level is 15.)

**System Action:** The generation of the requested remote is suppressed.

**Programmer Response:** Check the spelling on the selection card and, if spelling is correct, recreate the JES2 generation modules and source.

#### **\$HASP968 \*\*\*\*UNEXPECTED END OF CARD INPUT\*\*\*\***

**Explanation:** The last card of the CARDIN data set for a JES2 remote workstation program generation was not \$.RMTEND, or in the case of updating operations ./ ENDUP. (The importance level is 15.)

**System Action:** The generation of the requested remote is suppressed.

**Programmer Response:** Supply a \$.RMTEND card.

#### **\$HASP985 \*\*\*\*REMOTE station EXCEEDS AVAILABLE 1130 STORAGE\*\*\*\***

**Explanation:** The JES2 remote workstation program that has just been assembled was found to be too large for the 1130 storage because of remote generation parameter specifications or modifications. (The importance level is 15.)

**System Action:** The identified remote workstation generation is suppressed.

**Programmer Response:** Alter parameters or modifications so that less 1130 storage is needed.

#### **\$HASP986 \*\*\*\*REMOTE station DECK INCOMPLETE\*\*\*\***

**Explanation:** The END card of the assembler object deck output for the 1130 workstation program was not encountered before the end of that data set, thus indicating that the resultant 1130 deck may be incomplete. (The importance level is 15.)

**System Action:** The generation of the remote workstation program is suppressed.

**Programmer Response:** Check the remote workstation generation job JCL, correct and rerun.

#### **\$HASP990 S3CNVT - UNEXPECTED OR MISSING END-OF-DATA**

**Explanation:** During RMTGEN post-assembly processing for a System/3 workstation, the post-processor has received an end-of-data before the assembler object deck's END card or has received no end-of-data on a read immediately after the END card. In the latter case, the RMTGEN output deck may be correct. The data definition name is SYSLIN or SYSGO. (The importance level is 15.)

**System Action:** Post-processing completes with return code 12.

**Programmer Response:** Verify the RMTGEN punched output to insure it is correct. The last card should contain EOR in columns 2-4. If necessary, alter the RMTGEN process by punching out the assembly object deck and using it as input (SYSLIN; SYSPUNCH is punched output) to post-processor program SYS3CNVT.

**\$HASP991 S3CNVT - UNABLE TO OPEN ONE OR BOTH DATA SETS**

**Explanation:** During RMTGEN post-assembly processing for a System/3 workstation, the post-processor was unable to open the data set for SYSLIN (or SYSGO) and/or the data set for SYSPUNCH. (The importance level is 15.)

**System Action:** Post-processing terminates with return code 16.

**Programmer Response:** Correct the JCL and resubmit the RMTGEN job.

## Section 2: Power Warning Feature Support Messages (ICF)

Component Name	ICF
Program Producing Message	Power Warning Feature
Audience and Where Produced	For operator: console. For Programmer: SYSOUT listing.
Message Format	xx ICFTIMnn Text xx Message reply identification (absent, if operator reply not required). TIMnn Message serial number. text Message text.
Comments	None.
Associated Publications	OS/VS System Programming Library: Supervisor, GC28-0628
Problem Determination	Refer to Tables I and II at the back of this publication for problem determination instructions.

### ICFTIM11 WARN TIME PARAMETER IS ZERO - REPLY STOP OR GO

*Explanation:* A time parameter of zero indicates that the Power Warning Feature Support is not operative. Two conditions can cause this, either:

1) The system was generated with a WARN = parameter greater than zero, but the time parameter in the system control blocks has subsequently been modified to be zero, or

2) The system was generated without WARN = parameter being specified, but the alternate power (AP = yes) parameter was specified on any IODEVICE macro.

*System Action:* Waits for operator reply to STOP or GO.

*Operator Response:* A reply of STOP will cause a disabled wait (code X'027'). GO will cause the system to continue without Power Warning Feature Support.

- For condition 1 -- specify a WARN = parameter if Power Warning Feature Support is desired, and do not subsequently modify it.
- For condition 2 -- if AP = YES is specified on any IODEVICE macro during system generation, the WARN = parameter must be also specified. The parameter value must be one, or greater than one, for functional Power Warning Feature Support.

### ICFTIM12 WARN TIME PARAMETER IS ONE - REPLY STOP OR GO

*Explanation:* A time parameter of one indicates that the Power Warning Feature Support is operative, but when a power warning is received, action to transfer main storage to a warn data set will occur immediately.

*System Action:* Waits for operator reply of STOP or GO.

*Operator Response:* Reply GO if it is desired to dump immediately on the first warning Message. ICFTIM51 will be issued confirming this choice. STOP will cause a disabled wait (X'027').

*Programmer Response:* Ordinarily a time parameter should be specified to minimize system termination due to transient, nondamaging power fluctuations.

### ICFTIM13 LOCATE/OBTAIN FAILED FOR SYS1.WARNx. - REPLY STOP OR GO

*Explanation:* The dataset (x) is not cataloged.

*System Action:* Waits for STOP or GO reply.

*Operator Response:* GO will cause the system to continue with the Power Warning Feature Support inoperative. STOP will cause a disabled wait (X'027').

*Programmer Response:* Catalog the dataset(s).

### ICFTIM14 SYS1.WARNx RESIDES ON MORE THAN 1 VOLUME - REPLY STOP OR GO

*Explanation:* Dataset has not been allocated contiguous cylinders.

*System Action:* Waits for STOP or GO reply.

*Operator Response:* GO will cause the system to continue with the Power Warning Feature Support inoperative. STOP will cause a disabled wait (X'027').

*Programmer Response:* Allocate the dataset as a set of contiguous cylinders.

### ICFTIM15 BOTH SYS1.WARN DATASETS ON SAME VOLUME - REPLY STOP OR GO

*Explanation:* See message.

*System Action:* Waits for STOP or GO reply.

*Operator Response:* GO will cause the system to continue with the Power Warning Feature Support inoperative. STOP will cause a disabled wait (X'027').

*Programmer Response:* Properly allocate datasets on separate volumes.

### ICFTIM16 VOLUME xxxxxx FOR SYS1.WARNx NOT MOUNTED - REPLY STOP OR GO

*Explanation:* The volume (x) specified by the catalog to contain the dataset is not mounted.

*System Action:* Waits for STOP or GO reply.

*Operator Response:* GO will cause the system to continue with the Power Warning Feature Support inoperative. STOP will cause a disabled wait (X'027').

*Programmer Response:* Allocate the datasets on volumes that will be mounted before IPL.

**ICFTIM17 VOLUME xxxxxx ON UNPOWERED DEVICE - REPLY STOP OR GO**

*Explanation:* The IODEVICE macro at sysgen did not specify that the device would be powered by alternate power in the event of a utility outage.

*System Action:* Waits for STOP or GO reply.

*Operator Response:* GO will cause the system to continue with the Power Warning Feature Support inoperative. STOP will cause a disabled wait (X'027'). Move volume to powered drive and re-IPL.

*Programmer Response:* None

**ICFTIM18 WARN DATASETS ON DIFFERENT DEVICE TYPES - REPLY STOP OR GO**

*Explanation:* See message.

*System Action:* Waits for STOP or GO reply.

*Operator Response:* GO will cause the system to continue with the Power Warning Feature Support inoperative. STOP will cause a disabled wait (X'027').

*Programmer Response:* Allocate both dataset(s) on devices of the same type.

**ICFTIM19 COULD NOT OPEN SYS1.WARNx - REPLY STOP OR GO**

*Explanation:* An indeterminate error has occurred attempting to access the dataset.

*System Action:* Waits for STOP or GO reply.

*Operator Response:* GO will cause the system to continue with the Power Warning Feature Support inoperative. STOP will cause a disabled wait (X'027').

*Programmer Response:* A detailed examination of the circumstances is necessary.

**ICFTIM20 SYS1.WARNx TOO SMALL FOR STORAGE SIZE - REPLY STOP OR GO**

*Explanation:* The amount of main storage indicated at Sysgen or found at IPL exceeds the capacity of the dataset.

*System Action:* Waits for STOP or GO reply.

*Operator Response:* GO will cause the system to continue with the Power Warning Feature Support inoperative. STOP will cause a disabled wait (X'027').

*Programmer Response:* Allocate datasets of the appropriate size.

**ICFTIM21 VALID DUMP IN SYS1.WARNx -- REPLY FORM OR REST**

*Explanation:* The dataset contains a storage dump.

*System Action:* Waits for reply of FORM or REST.

*Operators Response:* FORM causes control to be passed to the user exit, if one has been provided, and causes the data set to be erased and formatted. REST causes the contents of the data set to be restored to main storage. If the restore is successful, the system enters the wait state with a code (X'026'). If the restore is not successful, the system enters the wait state with a code of (X'027').

*Programmer Response:* None in case of wait state X'026'. A detailed examination of the circumstances is necessary in case of wait state X'027'.

**ICFTIM22 PATH NOT AVAILABLE FOR WARN DATASET -REPLY STOP OR GO**

*Explanation:* The system has no path to one data set.

Operator may have varied all paths to the WARN data set offline.

*System Action:* Waits for STOP or GO reply.

*Operator Response:* GO will cause the system to continue with the Power Warning Feature Support inoperative. STOP will cause a disabled wait (X'027'). The operator must make sure that the WARN datasets are not varied offline.

*Programmer Response:* None

**ICFTIM23 SYS1.WARNx RESIDES ON UNSUPPORTED DEVICE - REPLY STOP OR GO**

*Explanation:* The warn data set has been incorrectly assigned to a device or a volume not supported by the Power Warning Feature Support. (For example: device assignment of IBM 2305 drum, or a volume assignment on the system residence volume.

*System Action:* Waits for STOP or GO reply.

*Operator Response:* GO will cause the system to continue with the Power Warning Feature Support inoperative. STOP will cause a disabled wait (X'027').

*Programmer Response:* Allocate datasets on the appropriate devices.

**ICFTIM31 I/O ERROR READING SYS1.WARNx -- REPLY STOP OR GO**

*Explanation:* The status of this dataset cannot be determined because of error conditions. It may contain a storage dump; retrieval would require special actions by the user. This message will always appear the first time after allocation (unformatted data set).

*System Action:* Waits for STOP or GO reply.

*Operator Response:* GO will cause the system to erase and format the dataset. STOP will cause a disabled wait (X'027').  
*Note:* You should reply GO only if dataset has just been allocated.

*Programmer Response:* It may be desirable to copy dataset despite the error condition, or use other methods to extract critical information. This dataset should be re-allocated to avoid future problems.

**ICFTIM32 I/O ERROR WRITING SYS1.WARNx -- REPLY STOP OR GO**

*Explanation:* Dataset cannot be formatted.

*System Action:* Waits for STOP or GO reply.

*Operator Response:* GO will cause the system to continue with the Power Warning function inoperative. STOP will cause a disabled wait (X'027').

*Programmer Response:* Re-allocate the dataset.

**ICFTIM51 WARN WILL DUMP AT FIRST WARNING**

*Explanation:* No time delay was specified at Sysgen.

*System Action:* Delay is no greater than that required by engineering considerations.

*Operator Response:* None.

*Programmer Response:* Review appropriateness of a time delay specification of one.

**ICFTIM59 POWER WARNING FEATURE - INITIALIZATION COMPLETE**

*Explanation:* Power Warning Feature Warning Support has been initialized.

*System Action:* Continue normal system activity with the Power Warning Feature Support operative.

*Operator Response:* None.

*Programmer Response:* None.

**ICFTIM97 INVALID STORAGE CONFIGURATION FOR RESTORE**

*Explanation:* At restore time it is found that the storage configuration is different than it was when main storage was transferred to the warn data set.

*System Action:* Go to a disabled wait state with a code X'027'.

*Operator Response:* Reconfigure storage exactly as it was when main storage was transferred to the warn data set.

*Programmer Response:* None.

**ICFTIM98 CORRECT PROBLEM AND RE-IPL**

*Explanation:* This message is issued if the operator replied STOP to message 1 through 97.

*System Action:* Go to a disabled wait state with code X'027'.

*Operator Response:* Explained in the message that printed just before this one.

*Programmer Response:* Explained in the message that printed just before this one.

**ICFTIM99 POWER WARNING FEATURE - FUNCTION INOPERATIVE**

*Explanation:* For reasons described in the preceding messages to which the operator has replied GO, Power Warning Feature Support has been deactivated. Receipt of a warning machine check will not result in main storage being saved.

*System Action:* Continue normally without the Power Warning Feature Support.

*Operator Response:* None.

*Programmer Response:* None.

ICF



## Section 3: Virtual Storage Access Method Messages (IDA)

Component Name	IDA
Program Producing Message	VSAM (Virtual Storage Access Method)
Audience and Where Produced	For programmer: SYSPRINT data set.
Message Format	<p>ss,***IDAnnn text</p> <p>ss</p> <p>Severity code indicating effect of error one execution of the program being assembled:</p> <p>4 Warning message; successful execution is probable.</p> <p>8 Error; execution may fail.</p> <p>12 Serious error; successful execution is improbable.</p> <p>nnn</p> <p>Message serial number.</p> <p>text</p> <p>Message text.</p>
Associated Publications	OS/VS Virtual Storage Access Method (VSAM) Programmer's Guide, GC26-3838
Problem Determination	Refer to Tables I and II at the back of this publication for problem determination instructions.

IDA

### IDA001 INVALID POSITIONAL PARAMETER, prm - IGNORED

*Explanation:* A positional parameter whose name is prm was specified. The specified parameter is not valid.

*System Action:* The positional parameter is ignored and the macro instruction is expanded normally. Severity code = 4.

*Programmer Response:* Probable user error. Correct the invalid positional parameter and resubmit the job.

*Problem Determination:* Table I, items 15, 19, 22, 29.

### IDA002 keyword KEYWORD REQUIRED - NOT SPECIFIED

*Explanation:* The required keyword indicated by keyword was omitted.

*System Action:* The macro instruction is not expanded. Severity code = 12.

*Programmer Response:* Probable user error. Provide the required keyword and value and resubmit the job.

*Problem Determination:* Table I, items 15, 19, 22, 29.

### IDA003 INVALID VALUE, val, SPECIFIED FOR keyword KEYWORD

*Explanation:* The indicated value specified for the indicated keyword was invalid.

*System Action:* The macro instruction is not expanded. Severity code = 12.

*Programmer Response:* Probable user error. Correct the invalid value and resubmit the job.

*Problem Determination:* Table I, items 15, 19, 22, 29.

### IDA004 keyword KEYWORD NOT VALID FOR EXECUTE FORM - IGNORED

*Explanation:* The keyword indicated by keyword is not valid for the execute form of the macro.

*System Action:* The keyword is ignored and the macro instruction is expanded normally. Severity code = 4.

*Programmer Response:* Probable user error. Remove the keyword from the execute form of the macro. The keyword

may be specified on the list form, which is referred to by the execute form.

*Problem Determination:* Table I, items 15, 19, 22, 29.

### IDA005 INVALID OR DUPLICATE SUBLIST ITEM FOR keyword KEYWORD, xxx

*Explanation:* The sublist item whose name is xxx was specified, but it is not valid or is duplicated for the keyword, keyword.

*System Action:* The macro instruction is not expanded. Severity code = 8.

*Programmer Response:* Probable user error. Correct the invalid or duplicated sublist item and resubmit the job.

*Problem Determination:* Table I, items 15, 19, 22, 29.

### IDA006 keyword VALUE, val, NOT VALID FOR LIST FORM

*Explanation:* The indicated value specified for the keyword whose name is keyword is not valid for the list form of the macro.

*System Action:* The macro instruction is not expanded. Severity code = 8.

*Programmer Response:* None.

*Problem Determination:* Table I, items 15, 19, 22, 29.

### IDA007 LOGIC ERROR IN MACRO mac

*Explanation:* A logic error has occurred in the macro whose name is mac.

*System Action:* The macro instruction is not expanded. Severity code = 12.

*Programmer Response:* Probable system error. None.

*Problem Determination:* Table I, items 15, 19, 22, 29.

### IDA008 INCOMPATIBLE SUBLIST ITEMS. xxx AND yyy, FOR keyword KEYWORD

*Explanation:* The sublist items whose names are indicated by xxx and yyy, which were specified for the keyword, keyword, are incompatible.

*System Action:* The macro instruction is not expanded.  
*Severity code* = 12.

*Programmer Response:* Probable user error. Remove one of the incompatible sublist items and resubmit the job.  
*Problem Determination:* Table I, items 15, 19, 22, 29.

**IDA009 nnn CONTROL BLOCK KEYWORDS SPECIFIED - ONLY ONE ALLOWED**

*Explanation:* On a TESTCB macro instruction, nnn control block keywords were specified; only one is allowed.

*System Action:* The macro instruction is not expanded.  
*Severity code* = 12.

*Programmer Response:* Probable user error. Remove all but one of the control block keywords and resubmit the job.  
*Problem Determination:* Table I, items 15, 19, 22, 29.

**IDA010 EXIT ADDRESS REQUIRED FOR keyword KEYWORD - NOT SPECIFIED**

*Explanation:* An exit address required for the keyword, keyword, was not specified.

*System Action:* The macro instruction is not expanded.  
*Severity code* = 8.

*Programmer Response:* Probable user error. Supply the required exit address and resubmit the job.  
*Problem Determination:* Table I, items 15, 19, 22, 29.

**IDA011 keyword IS NOT A VALID xxx KEYWORD - IGNORED**

*Explanation:* The keyword keyword was specified, but it is not a valid keyword for the xxx control block.

*System Action:* The invalid keyword is ignored and the macro instruction is expanded normally. *Severity code* = 4.

*Programmer Response:* Probable user error. Remove the invalid keyword and resubmit the job.  
*Problem Determination:* Table I, items 15, 19, 22, 29.

**IDA018 VTAM KEYWORD, keyword, SPECIFIED WITHOUT SPECIFYING AM = VTAM**

*Explanation:* The VTAM keyword, keyword, was specified but is not valid unless AM = VTAM is specified.

*System Action:* The macro instruction is not expanded.  
*Severity code* = 12.

*Programmer Response:* Either remove the invalid keyword, or specify AM = VTAM and resubmit the job.  
*Problem Determination:* Table I, items 15, 19, 22, 29.

**IDA019 KEYWORDS keyword1 AND keyword2 ARE INCOMPATIBLE**

*Explanation:* The keywords, keyword1 and keyword2, cannot be specified together.

*System Action:* The macro instruction is not expanded.  
*Severity code* = 8.

*Programmer Response:* Correct the indicated error and rerun the job.  
*Problem Determination:* Table I, items 15, 19, 22, 29.

**IDA020 VTAM SUBLIST ITEM, xxx, SPECIFIED FOR keyword KEYWORD WITHOUT SPECIFYING AM = VTAM**

*Explanation:* The VTAM sublist item xxx was specified for the keyword, keyword, and is not valid unless AM = VTAM is specified.

*System Action:* The macro instruction is not expanded.  
*Severity code* = 12.

*Programmer Response:* Correct the indicated error and rerun the job.  
*Problem Determination:* Table I, items 15, 19, 22, 29.

**IDA021 keyword1 AND keyword2 KEYWORDS MUST BE SPECIFIED TOGETHER BUT ONE IS MISSING**

*Explanation:* Keywords keyword1 and keyword2 form a pair. One cannot be specified without the other.

*System Action:* The macro instruction is not expanded.  
*Severity code* = 8.

*Programmer Response:* Probable user error. Supply the missing keyword or remove the one specified, and resubmit the job.  
*Problem Determination:* Table I, items 15, 19, 22, 29.

**IDA022 CONFLICTING SUBLIST ITEMS WERE SPECIFIED FOR keyword KEYWORD**

*Explanation:* The keyword, keyword, has been specified with conflicting sublist items.

*System Action:* The macro instruction is not expanded.  
*Severity code* = 12.

*Programmer Response:* Correct the sublist item or items that are in conflict, and resubmit the job.  
*Problem Determination:* Table I, items 15, 19, 22, 29.

**IDA024 keyword, A VSAM KEYWORD SPECIFIED FOR A NON-VSAM CONTROL BLOCK**

*Explanation:* The keyword keyword is a VSAM keyword but is being specified for a non-VSAM control block.

*System Action:* The macro instruction is not expanded.  
*Severity code* = 12.

*Programmer Response:* Probable user error. Correct the indicated error and resubmit the job.  
*Problem Determination:* Table I, items 2, 15, 19, 22, and 29.

**IDA025 www,xxx,yyy CONFLICTING SUBPARAMETERS IN keyword KEYWORD, www ASSUMED**

*Explanation:* In the keyword keyword the subparameters www,xxx,and yyy are conflicting. Only one may be specified.

*System Action:* The macro instruction is expanded using www as the default. *Severity code* = 12.

*Programmer Response:* Probable user error. Specify no more than one of the conflicting subparameters and resubmit the job.

*Problem Determination:* Table I, items 2, 15, 19, 22, and 29.



## Section 4: Access Method Services Messages (IDC)

Component Name	IDC
Program Producing Message	Access Method Services
Audience and Where Produced	For programmer: SYSPRINT data set.
Message Format	<p>IDCnnnns ** text  IDCnnnnns ** text  nnnn or nnnnn  Message serial number the first digit of which is a condition code that indicates the severity of the problem:</p> <p>0nnn or 0nnnn Informational message; no effect on execution.  1nnn or 1nnnn Warning message; no effect on execution.  2nnn or 2nnnn Error; execution may fail.  3nnn or 3nnnn Serious error; successful execution is improbable.  4nnn or 4nnnn Terminal error; successful execution is impossible.</p> <p>s  Type code:  A Action; operator must perform a specific action.  D Decision; operator must choose alternative.  E Eventual action; operator must perform action when he has time.  I Informational message.  W Wait; processing stopped until action is determined and performed.  ** Indicates a second-level message that further explains a preceding message.  text  Message text.</p>
Associated Publications	OS/VS Virtual Storage Access Method (VSAM) Programmer's Guide, GC26-3838 OS/VS2 Access Method Services, GC26-3841 OS/VS Mass Storage System (MSS) Services for Space Management, GC35-0012 OS/VS Mass Storage System (MSS) Services for Recovery, GC35-0015 OS/VS2 Catalog Management Logic, SY26-3826
Problem Determination	Refer to Tables I and II at the back of this publication for problem determination instructions.

**IDC083E csn [csn] EJECTED;VOL volser - jji sss**

*Explanation:* One or both cartridges assigned to the Mass Storage Volume identified by 'volser' were ejected from the Mass Storage Facility. The message identifies:

- The cartridge serial numbers of the sequence one and/or sequence two cartridges ('csn').
- The volume serial number ('volser') of the Mass Storage Volume.
- The jobname ('jji') and stepname ('sss') associated with the eject request.

*Operator Response:* Remove the ejected cartridge or cartridges from the cartridge access station of the Mass Storage Facility.  
*Programmer Response:* None.

**IDC394I jji.sss 3850 DEMOUNT FAILED,VOL = vvvvvv,vua, RC = X'cde'**

*Explanation:* The system was unable to demount the virtual volume requested in step sss of job jji. See message text for virtual volume serial and virtual (vua) unit address. Refer to mass storage system (MSS) messages for an explanation of the reason codes (RC).

*System Action:* Processing continues.

*Operator Action:* Fix the problem indicated by the reason code (RC). Then issue the "UNLOAD" command.

**IDC783E SCRATCH CARTRIDGE csn EJECTED; jji sss**

*Explanation:* A scratch cartridge was ejected from the Mass Storage Facility (MSF). The message identifies the cartridge serial number (csn) of the cartridge ejected plus the jobname (jji) and the stepname (sss) associated with the ejected cartridge.

*System Action:* Processing continues.

*Operator Response:* Remove the scratched cartridge from the Cartridge Access Station and label it as a scratch cartridge.

**IDC791E REPLACED CARTRIDGE csn | UNIDENTIFIED EJECTED; jji sss**

*Explanation:* The cartridge serial number (csn) identifies an ejected cartridge. An old or defective cartridge of a Mass Storage Volume is ejected from the Mass Storage Facility (MSF) after being replaced with a different cartridge. The jobname (jji) and the stepname (sss) identify the job associated with the ejected cartridge.

If the cartridge was ejected, the replacement failed and the system failed to read the base volume record. The csn could not be identified. Messages IDC2080I and IDC2400I will follow this message indicating that the base volume could not be read.

*System Action:* Processing continues.

*Operator Response:* Remove the cartridge from the Cartridge Access Station and label it as an old or defective cartridge.

**IDC0001I FUNCTION COMPLETED, HIGHEST CONDITION CODE WAS cde**

*Explanation:* This message is issued by any functional command upon its completion. If some error has occurred, the condition code is not 0. If an error has occurred, it will be indicated by error messages that precede the completion message.

*System Action:* LASTCC is set to cde, MAXCC is also set if cde is greater than the current MAXCC value.

*Programmer Response:* None.

**IDC00021 IDCAMS PROCESSING COMPLETE. MAXIMUM  
CONDITION CODE WAS cde**

*Explanation:* This message is issued at the completion of the job step.

*System Action:* The highest condition code (MAXCC) set during the step is printed and returned to the caller in register 15.

*Programmer Response:* None.

**IDC00051 NUMBER OF RECORDS PROCESSED WAS nnn**

*Explanation:* This is an informational message indicating the number of records that were processed in the execution of the REPRO or PRINT command.

*System Action:* If input records were selectively processed, nnn number will include only those actually processed. If the condition code is 0, then all records were processed. If the condition code is 4, then some of the records will not have been processed, 'COUNT' need not be specified for this situation to occur. For partial data set processing, the user must be familiar with the contents of the data set to tell why the condition code of 4 occurred.

*Programmer Response:* This message might indicate that no records were processed, which could be an error.

**IDC00141 LASTCC = cde**

*Explanation:* This message is issued whenever a non-zero condition code is returned by any functional command upon its completion. The error or errors causing the condition code to be greater than 0 are indicated by error messages that precede this message. Possible values of the condition code, cde, and their meanings are:

4 Warning message; successful execution is probable.

8 Serious error, but processing is completed.

12 Terminating error; processing of the command is terminated.

*System Action:* Processing is completed or terminated depending on the condition code.

*Programmer Response:* Correct the cause of the error and rerun the job.

**IDC00601 CARTRIDGE csn EJECTED**

*Explanation:* Either a scratch cartridge or an old or defective data cartridge was ejected from the Mass Storage Facility.

*System Action:* The command continues processing.

*Programmer Response:* None.

**IDC00631 CARTRIDGE LABELS AND INVENTORY RECORD  
RESTORED**

*Explanation:* The cartridge labels and Inventory data set are restored to original status because an error was encountered while relabeling a Mass Storage Volume.

*System Action:* The command continues processing.

*Programmer Response:* Take the following action for the command that failed:

- If a Rename Operation Failed for ADDV  
Run ADDV to backout or retry the rename operation if the volume is inactive. If the volume is active, run MODIFYV or STOREV to either backout or retry the rename operation. If the ADDV, MODIFYV, or STOREV commands are run to recover from a rename failure, a DD statement for the volume is required and must specify deferred mounting. The values specified for the VOLUME and NEWSERIAL parameters depend upon how the volume record is recorded

in the Inventory data set. If the cartridge labels have been updated, the volume record will be identified by the new volume serial number. For the VOLUME parameter, specify the volume serial number as recorded in the cartridge labels and the volume record. For the NEWSERIAL parameter, specify the desired volume serial number. Note that the security check for nonVSAM status and password protected data sets is bypassed only if the NEWSERIAL parameter specifies the same volume serial number as recorded in the Inventory data set for the volume label. This allows the original volume serial number of a VSAM volume to be restored if the volume is left partially renamed.

If ADDV, MODIFYV, or STOREV terminates without indicating the status of the rename operation, LISTMSVI can be run to determine whether the volume is flagged for recovery purposes. If the mismatch flag is set in the volume record, LISTMSVI not only lists the standard information for the volume but also highlights the volume report with a note that a rename operation failed for the preceding volume and that serial number 'nnnnn' is recorded in the volume label of the volume.

- If a Rename Operation Failed for MODIFYV  
To recover from a MODIFYV rename failure 1) run ADDV to activate the volume if the volume is merely inactive and has no volume serial mismatch condition, or 2) run ADDV to both activate the volume and complete the rename operation if the volume is both inactive and has a volume serial mismatch condition, or 3) rerun MODIFYV to complete or retry the rename operation if the volume is active but has a mismatch condition, or 4) run STOREV to complete or retry the rename operation if the volume is active and if a duplicate volume serial number is desired as a result of the rename.

For the DD statement requirements, the proper VOLUME and NEWSERIAL parameter values, and use of LISTMSVI, refer to the description above for an ADDV rename failure.

*Problem Determination:* Table I, items 1, 2, 3, 4, 13, 29, 35a and 35c.

**IDC00641 [SERIAL | OWNER | SERIAL, OWNER] UPDATED IN  
CARTRIDGE LABELS AND INVENTORY RECORD**

*Explanation:* Either the volume serial number or owner name or both was updated in the label of the Data Cartridges assigned to the Mass Storage Volume and in the volume record in the Inventory data set. However, the data may not yet be updated in the software volume label.

*System Action:* The command continues processing.

*Programmer Response:* None.

**IDC00681 n BACKUP COPIES EXIST BEYOND MAXIMUM  
BACKUP**

*Explanation:* The number indicated by 'n' identifies the number of backup copies that exceed the backup number specified through the use of the CREATEV or MODIFYV command.

*System Action:* The command continues processing.

*Programmer Response:* The excess backup copies can be scratched by:

- The next COPYV command executed to create a new backup copy; the oldest backup copies will be scratched, or
- The SCRATCHV command executed for each backup copy to be scratched.

**IDC0073I VOLUME ATTRIBUTES CHANGED TO AGREE WITH GROUP groupname**

*Explanation:* The attributes (bind/nobind, readonly/readwrite, dasderase/nodasderase, exclusive/shared) of a general-use volume were changed to match the attributes defined at the group level for all general-use volumes belonging to the group. If the user did not explicitly request the attribute change, the attributes are changed implicitly because:

- The volume is being assigned to a different group
- A volume that does not belong to a group is being assigned to a group, or
- The group level attributes were changed while a general-use volume was inactive and is now being activated.

*System Action:* The command continues processing.

*Programmer Response:* None.

**IDC0085I CARTRIDGES csn [csn] EJECTED**

*Explanation:* The cartridge(s) assigned to a Mass Storage Volume were ejected from the Mass Storage Facility. A single cartridge serial number (csn) identifies the sequence one or sequence two cartridge successfully ejected. If both cartridges are in the Mass Storage Facility and are ejected, the cartridge serial numbers of the sequence one and sequence two cartridges are listed respectively.

*System Action:* The command continues processing.

*Programmer Response:* None.

**IDC0086I [SERIAL | OWNER | SERIAL, OWNER] UPDATED IN VOLUME LABEL**

*Explanation:* Either the volume serial number or owner name or both was changed in the volume label as requested.

*System Action:* The command continues processing.

*Programmer Response:* None.

**IDC0088I CARTRIDGES csn [csn] SCRATCHED FOR COPY yyddd**

*Explanation:* The cartridges assigned to the copy volume created on the date indicated by 'yyddd' were successfully scratched. If only one cartridge was in the MSF, the single cartridge serial number (csn) identifies the sequence one or sequence two cartridge that was scratched. If both cartridges were in the Mass Storage Facility, both cartridges were scratched and the cartridge serial numbers of the sequence one and sequence two cartridges are listed respectively.

*System Action:* The command continues processing.

*Programmer Response:* None.

**IDC0098I \*\* LOCATION OF VOLUME: location**

*Explanation:* The location information recorded in the Inventory data set for the cartridges assigned to the Mass Storage Volume is listed. See the preceding message for the cartridge serial numbers of these cartridges.

*System Action:* The command terminates with an error message unless additional volumes have been specified for processing.

*Programmer Response:* Insert the missing cartridges when the Mass Storage Volume Control portion of the Mass Storage System Communicator is enabled, and rerun the command. If the cartridges assigned to the volume are lost, use the REMOVEVR command to delete the volume record from the Inventory data set before rerunning the command.

**IDC0102I NO ACTIVE NON-GROUPED VOLUMES IN THE INVENTORY DATA SET**

*Explanation:* There are no nongrouped, active mass storage

volumes in the inventory data set. A reason code of X'208' or X'223' was returned from the Mass Storage Volume Control functions.

*System Action:* The command terminates.

*Programmer Response:* None.

**IDC0104I NO ACTIVE VOLUMES IN THE INVENTORY DATA SET**

*Explanation:* Either there are no base volume records in the Inventory data set, or there are no base volume records with the active flag on in the Inventory data set. A reason code of X'208' or X'223' was returned from the Mass Storage Volume Control functions.

*System Action:* The command terminates.

*Programmer Response:* None.

**IDC0105I NO ACTIVE VOLUMES IN GROUP grpname**

*Explanation:* Either there are no mass storage volumes in the group grpname, or there are no base volume records with the active flag on in the group.

*System Action:* If any groups remain to be processed, processing continues with the next group. Otherwise, the command terminates.

*Programmer Response:* None.

**IDC0106I NO ACTIVE GENERAL USE VOLUMES IN GROUP grpname**

*Explanation:* Either there are no mass storage volumes in group grpname, or there are no base volume records in the Inventory data set in the group with both the active and general-use flags on.

*System Action:* If any groups remain to be processed, processing continues with the next group. Otherwise, the command terminates.

*Programmer Response:* None.

**IDC0107I NO DATA SETS ELIGIBLE FOR SELECTION ON VOLUME ser**

*Explanation:* No data sets on volume ser met the criteria specified on the command for either listing or scratching.

*System Action:* If there are more volumes to be processed, the next volume is processed. Otherwise, the command terminates.

*Programmer Response:* None.

**IDC0112I dsn SCRATCHED**

*Explanation:* The data set dsn was successfully scratched from the VTOC.

*System Action:* If other data sets remain to be scratched, processing continues with the next data set. Otherwise, the command terminates.

*Programmer Response:* None.

**IDC0204I PRECEDING COMMAND BYPASSED DUE TO CONDITION CODES**

*Explanation:* The modal command structure specification caused the command to be bypassed.

*System Action:* The command is checked for syntactic errors, but not executed.

*Programmer Response:* None.

*Problem Determination:* Table I, item 4, 29.

**IDC0206I IMPROPERLY PLACED COMMA HAS BEEN FOUND AND IGNORED**

*Explanation:* An unneeded comma has been coded; omitted positional parameters may not be denoted by consecutive commas.

*System Action:* The usage is accepted and the extraneous comma is ignored.

*Programmer Response:* Remove the extra comma.

*Problem Determination:* Table I, item 4, 29.

**IDC0222I WARNING: COMMAND-END DELIMITER APPEARS WITHIN APOSTROPHES**

*Explanation:* A semicolon, the optional command delimiter, has been found in an item that is enclosed within apostrophes. A closing apostrophe may have been omitted.

*System Action:* The usage is accepted and processing continues, treating the semicolon as a valid character.

*Programmer Response:* Insert the missing apostrophe, if one was omitted, and rerun the job.

*Problem Determination:* Table I, item 4, 29.

**IDC0233I TOO MANY RIGHT PARENTHESES FOUND. EXCESS IGNORED**

*Explanation:* Too many right parentheses have been found at the end of a subparameter list or following a first-level parameter.

*System Action:* The excess parentheses are ignored and scanning continues.

*Programmer Response:* Correct the invalid syntax.

*Problem Determination:* Table I, item 4, 29.

**IDC0234I WARNING: TOO FEW RIGHT PARENTHESES FOUND AT END OF COMMAND**

*Explanation:* Too few right parentheses have been found at the end of the command to properly close off the subparameter lists.

*System Action:* The usage is accepted and processing continues.

*Programmer Response:* Correct the invalid syntax.

*Problem Determination:* Table I, item 4, 29.

**IDC0361I \*\* dsn NOT LOCATED**

*Explanation:* The VSAM or OS locate request for data set dsn was unsuccessful. A preceding message indicates the reason for the failure.

*System Action:* If the SCRASET command is being run, this data set is not scratched. If the LISTSET command is being run, this data set is listed unless the UNCATALOGED, EXPIRATIONDATE, EXPIRATION, CREATIONDATE, or CREATION parameter is specified.

*Programmer Response:* Determine why the data set was not located, correct the problem if necessary, and rerun the command.

*Problem Determination:* Table I, items 1, 2, 3, 4, 13, 29, and 34.

**IDC0362I \*\* dsn NOT SCRATCHED**

*Explanation:* An error occurred during a VSAM delete request. The error prevented the data set dsn from being scratched. A preceding message explains the type of error.

*System Action:* The command continues to scratch and uncatolog remaining eligible data sets.

*Programmer Response:* Correct the error identified in the preceding message and do one of the following:

- Rerun the SCRASET command.

- Specify DELETE in the DISP parameter on the DD statement to scratch the data set.
  - Run the DELETE command to scratch the data set.
- Problem Determination:* Table I, items 1, 2, 3, 4, 9, 13, 25a, 29, and 34a.

**IDC0363I \*\* dsn NOT UNCATALOGED**

*Explanation:* One of the following situations occurred:

- An error occurred during a VSAM delete request. The error prevented data set dsn from being uncataloged. A preceding message explains the error.

- An error occurred during an OS uncatolog request. The error prevented data set dsn from being uncataloged. A preceding message explains the error.

- An error occurred during the scratch of data set dsn. Because the data set cannot be scratched, no attempt was made to uncatolog the data set.

*System Action:* The command continues to scratch and uncatolog remaining eligible data sets.

*Programmer Response:* Correct the error identified in the preceding message. If the data set was already scratched from the VTOC, do one of the following:

- Specify UNCATLG in the DISP parameter on the DD statement to uncatolog the data set.
- Run the DELETE command to uncatolog the data set.
- Run the IEHPRGM utility to uncatolog the data set.

If the data set was not scratched from the VTOC, do one of the following:

- Rerun the SCRASET command.
- Specify DELETE in the DISP parameter on the DD statement to scratch the data set.
- Run the DELETE command to scratch the data set.
- Run the IEHPRGM utility to scratch and uncatolog the data set.

*Problem Determination:* Table I, items 1, 2, 3, 4, 9, 13, 25a, 29, and 34a.

**IDC0396I \*\* dsn NOT RECATALOGED**

*Explanation:* The data set (dsn) was not recataloged. See preceding message for the reason.

*System Action:* The command continues processing.

*Programmer Response:* Examine the preceding message for response.

**IDC0397I DATA SET CATALOGED IN VSAM CATALOG THAT DOES NOT OWN VOLUME**

*Explanation:* The data set identified in the subsequent message was located in a VSAM catalog that does not own the volume. VSAM catalog management does not support altering device type and volume serial number in VSAM catalogs other than the owning catalog.

*System Action:* The command continues processing.

*Programmer Response:* Use the Access Method Services LISTCAT, DELETE, and DEFINE commands to determine the fields defined in the entry, delete the entry, and redefine the entry with the new device type.

*Problem Determination:* Table I, item 1, 2, 3, 4, 13, 14, 25b, 29, and 31.

**IDC0398I DATA SET RESIDES ON MORE THAN TWENTY VOLUMES**

*Explanation:* The data set identified in the subsequent message resides on more than twenty volumes, and as far as the program can tell, it has not already been recataloged. Recataloging is not supported by this program if the data set

resides on more than 20 volumes. If the data set is cataloged in the VSAM owning catalog, it has already been recataloged. If the data set is not cataloged at all, this message should be ignored.

*System Action:* The command continues processing.

*Programmer Response:* Use IEHPROGM utility or Access Method Services DELETE and DEFINE command to recatalog the data set if it is cataloged and not already recataloged.

*Problem Determination:* Table I, item 1, 3, 4, 13, 14, 25d, 29, and 31.

**IDC0508I DATA ALLOCATION STATUS FOR VOLUME ser IS rc**

*Explanation:* This message indicates the allocation status for a volume containing the data component. The code indicating the status is the VSAM catalog return code; a 0 indicates success.

*System Action:* Processing continues.

*Programmer Response:* See message IDC3009I for a complete explanation of rc.

**IDC0509I INDEX ALLOCATION STATUS FOR VOLUME ser IS rc**

*Explanation:* This message indicates the allocation status for a volume containing the index component. The code indicating the status is the VSAM catalog return code; a 0 indicates success.

*System Action:* Processing continues.

*Programmer Response:* See message IDC3009I for a complete explanation of rc.

**IDC0510I CATALOG ALLOCATION STATUS FOR VOLUME ser IS rc**

*Explanation:* This message indicates the allocation status of a volume containing the VSAM catalog. The code indicating the status is the VSAM catalog return code; a 0 indicates success.

*System Action:* Processing continues.

*Programmer Response:* See message IDC3009I for a complete explanation of rc.

**IDC0511I SPACE ALLOCATION STATUS FOR VOLUME ser IS rc**

*Explanation:* This message indicates the allocation status for a volume on which VSAM space is being defined. The code indicating the status is the VSAM catalog return code; a 0 indicates success.

*System Action:* Processing continues.

*Programmer Response:* See message IDC3009I for a complete explanation of rc.

**IDC0512I NAME GENERATED - (x) dsn**

*Explanation:* This is an informational message. Data and index component names are generated by VSAM catalog management, when these names have not been specified. The parenthesized character ('D' or 'I') indicates which component dsn names.

*System Action:* Processing continues.

*Programmer Response:* None.

**IDC0520I CATALOG RECOVERY VOLUME IS ser**

*Explanation:* This is an informational message indicating the volume serial number of the volume that contains and will contain all catalog recovery data for the object just defined.

*System Action:* Processing continues.

*Programmer Response:* The named volume should be mounted for any future operation that modifies the catalog entry for the object just defined.

**IDC0526I ALTERED ALLOCATION STATUS FOR VOLUME ser IS rc**

*Explanation:* This is an informational message indicating the allocation status of volumes being added or removed from a VSAM data set. The code indicating the status is the VSAM catalog return code (see message IDC3009I).

*System Action:* Processing continues.

*Programmer Response:* None.

**IDC0531I ENTRY xxx ALTERED**

*Explanation:* This message indicates that the specified entry has been successfully altered.

*System Action:* Processing continues.

*Programmer Response:* None.

**IDC0532I \*\* ENTRY xxx NOT ALTERED**

*Explanation:* This message indicates that the entry was not altered.

*System Action:* The preceding message in the system output indicates the reason the entry was not altered. Processing continues.

*Programmer Response:* Correct the problem indicated by the previous message, and reenter the command.

**IDC0534I \*\* MEMBER mem NOT RENAMED**

*Explanation:* This is an informational message indicating the member name that was not renamed.

*System Action:* The preceding message in the system output indicates the reason the member name was not renamed. Processing continues.

*Programmer Response:* Correct the problem indicated by the previous message, and reenter the command.

**IDC0535I MEMBER mem RENAMED**

*Explanation:* The indicated member has been successfully renamed.

*System Action:* Processing continues.

*Programmer Response:* None.

**IDC0548I \*\* MEMBER mem NOT DELETED**

*Explanation:* This is an informational message only, issued to inform the operator or programmer the member mem was not deleted.

*System Action:* An associated message accompanies this message indicating why the member was not deleted.

*Processing continues.*

*Programmer Response:* None.

**IDC0549I MEMBER mem DELETED**

*Explanation:* This is an informational message only, indicating the member that has been successfully deleted.

*System Action:* Processing continues.

*Programmer Response:* None.

**IDC0550I ENTRY (x) dsn DELETED**

*Explanation:* The specified dsn (data set name) entry was deleted from the VSAM catalog. x indicates the type of entry: C--cluster, D--data, G--alternate index, I--index, R--path, V--volume, U--user catalog, M--master catalog, A--non-VSAM, B--GDG base, X--alias.

*System Action:* A volume entry is deleted only when the volume no longer contains any data spaces. This is an informational message only. Processing continues.

*Programmer Response:* None.

**IDC0551I \*\* ENTRY dsn NOT DELETED**

*Explanation:* This message indicates the entry that was not deleted. An accompanying message will indicate why the entry was not deleted.

*System Action:* The named dsn is not deleted.

*Programmer Response:* Correct the cause of nondeletion.

*Problem Determination:* Table I, items 1, 3, 4, 29.

**IDC0555I DELETION OF SPACE OBJECT DID NOT CAUSE ser TO BE DELETED**

*Explanation:* When a DELETE command is executed against volume ser and the FORCE parameter is not specified, all empty data spaces are deleted; data spaces that still contain data set segments are not deleted. Only when all data spaces on a volume are deleted or when FORCE is specified, is that volume deleted from its owning catalog.

*System Action:* The volume is still owned by the catalog in which it was originally defined.

*Programmer Response:* None.

**IDC0571I CATALOG RELOAD HAS BEEN INVOKED**

*Explanation:* A REPRO command has been executed where the target data set is a catalog. This message marks the beginning of processing of a catalog reload operation.

*System Action:* Processing continues.

*Programmer Response:* None

**IDC0594I PORTABLE DATA SET CREATED SUCCESSFULLY ON date AT hh:mm:ss**

*Explanation:* At this point, the portable data set contains all information necessary to re-create the cluster being exported.

*System Action:* Processing continues.

*Programmer Response:* None.

**IDC0603I CONNECT FOR USER CATALOG dsn SUCCESSFUL**

*Explanation:* This message identifies the name of the catalog for which CONNECT completed successfully.

*System Action:* Processing continues.

*Programmer Response:* None.

**IDC0604I DATA SET BEING IMPORTED WAS EXPORTED ON date AT hh:mm:ss**

*Explanation:* This informational message gives the date and time that the data set was exported.

*System Action:* Processing continues.

*Programmer Response:* None.

**IDC0611I DATA SET TO BE IMPORTED ALREADY EXISTS - DELETE ATTEMPTED**

*Explanation:* A catalog define was attempted for the data set to be imported; it failed because an entry with that name already existed in the catalog. This situation occurs when a temporarily exported data set is imported back into the catalog from which it was exported.

*System Action:* An attempt is made to delete the existing entry. The message following this message in the listing indicates whether the delete was successful.

*Programmer Response:* None.

**IDC0622I USERCATALOG catname DISCONNECTED**

*Explanation:* A user catalog has been disconnected by IMPORTRA in order to connect a new pointer to the user catalog.

*System Action:* Processing continues.

*Programmer Response:* None.

**IDC0626I IMPORTRA SUCCEEDED FOR data set name**

*Explanation:* The object named as "data set name" has been successfully imported.

*System Action:* Normal processing continues.

*Programmer Response:* None.

**IDC0634I NUMBER OF ENTRIES CONVERTED WAS nnn**

*Explanation:* The number of OS catalog entries successfully converted into entries in the VSAM catalog is indicated.

*System Action:* Processing continues.

*Programmer Response:* None.

**IDC0635I \*\* dsn NOT CONVERTED**

*Explanation:* The OS catalog entry specified was not converted.

*System Action:* An associated message accompanies this message containing the information required to correct the error. Processing continues.

*Programmer Response:* None.

**IDC0636I NUMBER OF ENTRIES UPDATED WAS nnn**

*Explanation:* The number of non-VSAM entries whose volume information has been updated is indicated.

Volume information of a non-VSAM entry is updated when the volume information of a duplicate entry being converted from the OS source catalog is different from that of the existing non-VSAM entry.

*System Action:* Processing continues.

*Programmer Response:* None.

**IDC0637I \*\* dsn NOT UPDATED**

*Explanation:* This is an informational message only. The OS catalog entry specified was not converted.

*System Action:* An accompanying message contains the information required to correct the error. Processing continues.

*Programmer Response:* None.

**IDC0652I dsn SUCCESSFULLY BUILT**

*Explanation:* Building of the alternate index identified by dsn has been successfully completed with no errors encountered.

*System Action:* Processing continues.

*Programmer Response:* None.

**IDC0665I NUMBER OF ENTRIES THAT MISCOMPARED IN THIS CRA - nn**

*Explanation:* The COMPARE option was requested and this informational message indicates the number, nn, of entries (volume, cluster, alternate index, nonVSAM, and/or user catalog entries) for which a miscompare between the catalog recovery area (CRA) and catalog occurred.

*System Action:* Processing continues.

*Programmer Response:* Determine whether recovery is required. For more information on catalog recovery, see OS/VS2 Access Method Services.

**IDC0669I EXPORTING FROM CRA ON VOLUME ser**

*Explanation:* This is an informational message indicating the current catalog recovery area (CRA) and volume being used to export the data set(s) named in the following message(s).

*System Action:* Processing continues.

*Programmer Response:* None.

**IDC0670I DATA SET SUCCESSFULLY EXPORTED**

*Explanation:* The data set named in message IDC0674I was successfully retrieved and written to the portable data set.

System Action: Processing continues.  
Programmer Response: None.

**IDC0672I \*\* LOCKED ON CATALOG catname**

*Explanation:* This is an informational message providing the name of the owning catalog whose CRAs will be processed. It is the name of the catalog owning the first CRA processed.  
*System Action:* Processing continues.  
*Programmer Response:* None.

**IDC0674I \*\* NAME IS dsname**

*Explanation:* This second-level informational message gives the data set name of the object referred to in the preceding message(s).  
*System Action:* See the primary message.  
*Programmer Response:* See the primary message.

**IDC0676I PORTABLE DATA SET CREATED SUCCESSFULLY ON date AT time**

*Explanation:* This is an informational message indicating the portable data set contains the necessary information to recreate the data set(s) via IMPORTRA.  
*System Action:* Processing continues.  
*Programmer Response:* None.

**IDC0680I VOLUME volser CREATED ON CARTRIDGES csn1 csn2**

*Explanation:* A new volume was created. The message identifies the cartridge serial number (csn1 and csn2) of the cartridges used and volume serial (volser) assigned.  
*System Action:* The command continues processing.  
*Programmer Response:* None.

**IDC0686I PARTIALLY CREATED VOLUME volser SCRATCHED**

*Explanation:* The partially created volume (volser) was scratched during back out because an error occurred.  
*System Action:* The command terminates normally.  
*Programmer Response:* Correct the error indicated in a preceding message and rerun the command.

**IDC0703I \*\* VOL volser COPIES TO CART csn1 csn2, DATE yyddd**

*Explanation:* The volume (volser) was copied to the cartridges (csn1 and csn2) on the date indicated by 'yyddd'.  
*System Action:* Processing continues.  
*Programmer Response:* None.

**IDC0704I \*\* CARTRIDGES OF OLDEST BACKUP COPY yyddd SELECTED FOR REUSE**

*Explanation:* The COPYV command selected the cartridges of the oldest backup copy volume indicated by the date 'yyddd' for reuse. The preceding message describes the status of the new copy volume.  
*System Action:* Processing continues.  
*Programmer Response:* None.

**IDC0705I \*\* CARTRIDGES OF AN INCOMPLETE COPY VOLUME SELECTED FOR REUSE**

*Explanation:* Due to a previous failure by the COPYV command, the cartridges of an incomplete copy volume were reused by the command. The preceding message identifies the status of the new copy volume.  
*System Action:* Continue processing.  
*Programmer Response:* None.

**IDC0711I \*\* VOLUME volser RESTORED FROM COPY VOLUME volser, COPY DATE yyddd**

*Explanation:* The designated volume (volser) was successfully restored using either the latest backup copy or a user designated copy 'volser' created on the date indicated by 'yyddd'. However, if the target volume serial number is different than the copy volume, the target volume serial number was overwritten during the copy operation and must be restored. The target volume is currently flagged as an incomplete copy in the Inventory data set. The command will restore the volume label and clear the incomplete copy flag from the Inventory data set before processing of the command terminates.  
*System Action:* Processing continues.  
*Programmer Response:* None.

**IDC0722I VOLUME volser HAS BEEN ACTIVATED**

*Explanation:* The inactive volume indicated by 'volser' was made active but either the volume attributes could not be updated or the volume serial could not be changed.  
*System Action:* Processing continues.  
*Programmer Response:* Run the MODIFYV command to change the volume attributes or the volume serial number of the active volume.

**IDC0724I \*\* SERIAL NUMBER OF VOLUME volser NOT CHANGED**

*Explanation:* The volume (volser) has been activated but the volume serial number could not be changed. See the preceding message for further explanation of the error.  
*System Action:* Correct the problem as indicated in the preceding message.  
*Programmer Response:* Run the MODIFYV command to change the volume serial number of the active volume.

**IDC0725I READWRITE ATTRIBUTE SET FOR VOLUME volser**

*Explanation:* The volume (volser) is assigned the readwrite attribute as requested.  
*System Action:* Processing continues.  
*Programmer Response:* None.

**IDC0731I VOLUME volser HAS BEEN MADE INACTIVE**

*Explanation:* The designated volume (volser) was successfully deactivated and made nonmountable.  
*System Action:* Processing continues.  
*Programmer Response:* None.

**IDC0733I VOLUME LABEL RESTORED TO ORIGINAL STATUS**

*Explanation:* The volume label is restored to its original status because the volume cannot be deactivated nor the volume serial number changed in the cartridge labels. A flag in the Inventory data set, indicating a mismatch between the volume label and cartridge labels, will remain set only if the flag was previously set from an earlier relabel failure by the MODIFYV, ADDV, or STOREV command.  
*System Action:* The command terminates with an error message.  
*Programmer Response:* Take one of the following actions for the command that failed:

- If a Rename Operation Failed for ADDV  
Run ADDV to backout or retry the rename operation if the volume is inactive. If the volume is active, run MODIFYV or STOREV to either backout or retry the rename operation. If the ADDV, MODIFYV, or STOREV commands are run to recover from a rename failure, a DD statement for the volume is required and must specify deferred mounting.

The values specified for the VOLUME and NEWSERIAL parameters depend upon how the volume record is recorded in the Inventory data set. If the cartridge labels have been updated, the volume record will be identified by the new volume serial number. For the VOLUME parameter, specify the volume serial number as recorded in the cartridge labels and the volume record. For the NEWSERIAL parameter, specify the desired volume serial number. Note that the security check for nonVSAM status and password protected data sets is bypassed only if the NEWSERIAL parameter specifies the same volume serial number as recorded in the Inventory data set for the volume label. This allows the original volume serial number of a VSAM volume to be restored if the volume is left partially renamed.

If ADDV, MODIFYV, or STOREV terminates without indicating the status of the rename operation, LISTMSVI can be run to determine whether the volume is flagged for recovery purposes. If the mismatch flag is set in the volume record, LISTMSVI not only lists the standard information for the volume but also highlights the volume report with a note that a rename operation failed for the preceding volume and that serial number 'nnnnnn' is recorded in the volume label of the volume.

- **If a Rename Operation Failed for MODIFYV**

To recover from a MODIFYV rename failure 1) run ADDV to activate the volume if the volume is merely inactive and has no volume serial mismatch condition, or 2) run ADDV to both activate the volume and complete the rename operation if the volume is both inactive and has a volume serial mismatch condition, or 3) rerun MODIFYV to complete or retry the rename operation if the volume is active but has a mismatch condition, or 4) run STOREV to complete or retry the rename operation if the volume is active and if a duplicate volume serial number is desired as a result of the rename.

For the DD statement requirements, the proper VOLUME and NEWSERIAL parameter values, and use of LISTMSVI, refer to the description above for an ADDV rename failure.

- **If a Rename Operation Failed for STOREV**

Rerun STOREV or run MODIFYV to either backout or retry the rename operation.

For the DD statement requirements, the proper VOLUME and NEWSERIAL parameter values, and use of LISTMSVI, refer to the description above for an ADDV rename failure.

*Problem Determination:* Table I, items 1, 2, 3, 4, 13, 29, 35a, and 35c.

#### **IDC0737I FURTHER PROCESSING TERMINATED**

*Explanation:* An error occurred which prevents any further processing. Preceding messages indicate the extent of the processing which has been completed. Functions which may not be completed are:

- Updating the alternate track information in the VTOC of the TO volume.
- If the volume is VSAM, updating the timestamp in the VTOC of the TO volume.
- If the FROM and TO volume serial numbers are different, updating the serial number in the label of the TO volume.
- Updating the owner in the label of the TO volume.
- If a recatalog option was specified or defaulted to, recataloging the data sets.
- If the scratch option was specified or defaulted to, scratching the data sets on FROM volume.

For conversion from a 3336 Model I Disk Pack to a mass storage volume, the incomplete copy flag is set in the Inventory data set for any of the following cases:

- The FROM and TO volume serial numbers are not the same, and processing terminated during the copy operation.
- The FROM and TO volume serial numbers are not the same, and processing terminated before the VTOC and volume label were updated.
- The TO volume is VSAM and processing terminated before the VSAM recataloging was completed.

*System Action:* The command terminates with an error message indicating the severity of the problem.

*Programmer Response:* If the incomplete copy flag is on in the Inventory data set, rerun the CONVERTV command, recover from a copy volume using the RECOVERV command, or scratch the Mass Storage Volume using the SCRATCHV command. Otherwise, you can decide whether to rerun the CONVERTV command or to complete the functions not performed by CONVERTV using other Access Method Services commands or utility programs. The owner in the volume label can be updated by the MODIFYV command for Mass Storage Volumes or IEHDASDR for 3336 Model 1 Disk Packs. Data sets can be recataloged using Access Method Services DELETE and DEFINE commands or IEHPROGM utility. Data sets can be scratched using the Access Method Services DELETE command or IEHPROGM utility.

*Problem Determination:* Table I, items 1, 2, 3, 4, 13, 29, and 35c.

#### **IDC0743I FROM VOLUME COPIED TO THE TO VOLUME**

*Explanation:* The source volume was successfully copied to the target volume.

*System Action:* The command continues processing.

*Programmer Response:* None.

#### **IDC0746I DATA SETS IN VSAM CATALOG SUCCESSFULLY RECATALOGED**

*Explanation:* Data sets in the VSAM catalog owning the volume have been successfully recataloged.

*System Action:* The command continues processing.

*Programmer Response:* None.

#### **IDC0747I VTOC AND LABEL OF TO VOLUME UPDATED**

*Explanation:* The converted volume now has the appropriate alternate track information and VSAM timestamp in the VTOC, and owner and volume serial number in the label.

*System Action:* The command continues processing.

*Programmer Response:* None.

#### **IDC0748I ELIGIBLE NON-VSAM DATA SETS SUCCESSFULLY RECATALOGED**

*Explanation:* The data sets not in the VSAM owning catalog have been recataloged if there were any that needed to be recataloged.

*System Action:* The command continues processing.

*Programmer Response:* None.

#### **IDC0749I VTOC OF FROM VOLUME SCRATCHED**

*Explanation:* The VTOC of the source volume was successfully scratched.

*System Action:* The command continues processing.

*Programmer Response:* None.

#### **IDC0751I CARTS csn1 csn2 SCRATCHED FOR VOLUME volser**

*Explanation:* The requested volume (volser) was scratched. The message identifies the cartridges scratched (csn1 and csn2).

*System Action:* The command continues processing.

*Programmer Response:* None.



**IDC0760I RECORD FOR COPY yyddd REMOVED**

*Explanation:* The copy record created on the date indicated by 'yyddd' was removed from the Inventory data set.

*System Action:* The command continues processing.

*Programmer Response:* None.

**IDC0763I RECORD FOR VOLUME volser REMOVED**

*Explanation:* A base volume record for volume (volser) was removed from the Inventory data set.

*System Action:* The command continues processing.

*Programmer Response:* None.

**IDC0780I SCRATCH CARTRIDGE csn EJECTED**

*Explanation:* A scratch cartridge (csn) was ejected from the Mass Storage Facility (MSF). The message identifies the cartridge serial number of the cartridge.

*System Action:* Continue processing.

*Programmer Response:* None.

**IDC0781I NUMBER OF SCRATCH CARTRIDGES EJECTED IS nnnnnnnnn**

*Explanation:* A number of scratch cartridges (nnnnnnnnn) were ejected successfully from the library.

*System Action:* Continue processing.

*Programmer Response:* None.

**IDC0790I CARTRIDGE csn REPLACED BY CARTRIDGE csn**

*Explanation:* An old or defective cartridge of a Mass Storage Volume has been replaced by a scratch cartridge selected by the user or at random by the Mass Storage Controller (MSC). The first cartridge serial number (csn) identifies the replaced cartridge; the second cartridge serial number (csn) identifies the cartridge used as the replacement. The data on the old or defective cartridge has been copied to the new cartridge.

*System Action:* Processing continues.

*Programmer Response:* None.

**IDC0810I VOLUME ser BEING PROCESSED**

*Explanation:* A new volume ser is being processed. Messages follow to indicate the data sets on the volume that are scratched.

*System Action:* Processing of data sets on the volume begins.

*Programmer Response:* None.

**IDC0811I dsn UNCATALOGED**

*Explanation:* The data set entry for dsn was successfully removed from the catalog.

*System Action:* Processing continues.

*Programmer Response:* None.

**IDC0812I n DATA SETS WERE SCRATCHED FROM VOLUME ser**

*Explanation:* The number of data sets scratched from volume ser was n.

*System Action:* Processing continues.

*Programmer Response:* None.

**IDC0813I n CATALOGED GDG TYPE DATA SETS WERE NOT SCRATCHED**

*Explanation:* The number of cataloged generation data group (GDG) type data sets that were not scratched is n. The SCRASET command does not scratch cataloged data sets with names that end in 'name.GnnnnVnn'.

*System Action:* Processing continues with the next volume to be processed.

*Programmer Response:* If the data sets must be scratched, use one of the following methods to scratch them:

- Run the IEHPROGM utility.
- Run the DELETE command.
- Specify DELETE in the DISP parameter on the DD statement.

**IDC0814I n CATALOGED MULTI-VOLUME DATA SETS WERE NOT SCRATCHED**

*Explanation:* The number of cataloged multivolume data sets that were not scratched is n. The SCRASET command does not scratch multivolume cataloged data sets.

*System Action:* Processing continues with the next volume to be processed.

*Programmer Response:* If the data sets must be scratched, use one of the following methods to scratch them:

- Run the IEHPROGM utility.
- Run the DELETE command.
- Specify DELETE in the DISP parameter of the DD statement.

**IDC0815I VOLUME ser IN GROUP grpname BEING PROCESSED**

*Explanation:* A new volume with the volume serial number ser in group grpname is being processed. Additional messages follow to indicate the data sets that have been scratched, if any.

*System Action:* The volume is processed.

*Programmer Response:* None.

**IDC0816I SYSCTLG DATA SET NOT SCRATCHED**

*Explanation:* The PURGE parameter was not specified on a SCRASET command and an OS system or CVOL catalog data set SYSCTLG met the limiting criteria for data set scratching. Data set SYSCTLG was not scratched.

*System Action:* Processing continues with the next volume to be processed.

*Programmer Response:* If the SYSCTLG data set must be scratched, use the IEHPROGM utility, or run the SCRASET command with the PURGE parameter.

**IDC0817I ALL ACTIVE VOLUMES IN GROUP grpname WERE EXCLUDED**

*Explanation:* No volumes were processed in group grpname. Each active volume that normally would have been processed was excluded with the EXCLUDEVOLUMES parameter.

*System Action:* If any groups remain to be processed, processing continues with the next group. If not, the command terminates.

*Programmer Response:* None.

**IDC0832I NO NON-GROUPED VOLUME RECORDS EXIST IN THE INVENTORY**

*Explanation:* A LISTMSVI request for all volumes non-grouped was made. No non-grouped volumes were found in the inventory data set.

*System Action:* Processing continues.

*Programmer Response:* None.

**IDC0855I CHANGE OF parameter SUCCESSFUL**

*Explanation:* The specified TUNE command parameter (parameter) was successfully changed.

*System Action:* The command continues processing.

*Programmer Response:* None.

**IDC0861I NO TAPE DATA SETS OPEN FOR THIS CHECKPOINT**

*Explanation:* No type 1 DSDRs were found for this checkid.  
*System Action:* Normal processing continues, the checkpoint is not processed.  
*Programmer Response:* None.

**IDC0862I DUPLICATE SELECTED CHECKID  
XXXXXXXXXXXXXXXXXX**

*Explanation:* The same checkid was selected by the user more than once.  
*System Action:* Normal processing continues, the checkpoint is not processed.  
*Programmer Response:* Check to see if another checkid was intended; and then resubmit.

**IDC0863I DUPLICATE CHECKPOINT ENTRY  
XXXXXXXXXXXXXXXXXX**

*Explanation:* A duplicate entry was found for a user-selected checkid already.  
*System Action:* Normal processing continues.  
*Programmer Response:* None.

**IDC0864I NO CHECKPOINTS FOUND ON DATA SET**

*Explanation:* No CHR records were found on the checkpoint data set.  
*System Action:* CHKLIST terminates.  
*Programmer Response:* Verify that the correct checkpoint data set was used, then resubmit job.  
*Problem Determination:* Table 1, items 1, 2, 4, 26b, and 29.

**IDC0874I FOLLOWING NOT ALPHABETIC - INSUFFICIENT  
WORK SPACE FOR SORT**

*Explanation:* Insufficient virtual storage is available for sorting alphabetically the objects to be listed by a LISTCRA command.  
*System Action:* The sorting is not done and the objects are listed in the order that they are encountered while reading the catalog recovery area.  
*Programmer Response:* If a sorted listing is desired, rerun the job with a larger storage allocation.

**IDC0877I NUMBER OF RECORDS THAT MISCOMPARED IN  
THIS CRA - nn**

*Explanation:* The COMPARE option was requested and this message indicates the number (nn) of records for which a miscompare between the catalog recovery area and catalog occurred.  
*System Action:* Processing continues.  
*Programmer Response:* Determine whether recovery is required. For more information on catalog recovery, see OS/VS2 Access Method Services.

**IDC0888I \*\* ENTRY CONTAINS NO DATA RECORDS**

*Explanation:* There are no data records in the VSAM data set to be exported. See the primary message for the name of the data set.  
*System Action:* Processing of catalog information only for this data set is attempted. See the primary message for processing result. If processing was successful, then the portable data set contains the necessary information to redefine the data set via IMPORTRA.  
*Programmer Response:* None.

**IDC0922I 'xxx' DUMP ELEMENT INVALID FOR SYMBOLIC  
DUMP**

*Explanation:* The specified dump element in a symbolic dump

list has an invalid type field or the length field is invalid for the specified type. The condition code remains unchanged.  
*System Action:* The specified dump element is ignored.  
*Programmer Response:* Correct the length and/or type of the specified dump element.

**IDC0923I 'xxx' ARRAY HEADER INVALID FOR SYMBOLIC  
DUMP**

*Explanation:* The specified array header in a symbolic dump list has an invalid extent field (must be greater than 0 and less than or equal to 99), has an invalid item count field (must be greater than 0), or is an array header within an existing array specification (arrays of arrays are not allowed). The condition code remains unchanged.  
*System Action:* The specified array header is ignored. Dump elements within the array specification are treated as single (non-arrayed) items.  
*Programmer Response:* Correct the invalid fields of the specified array header.

**IDC0924I DUMP ROUTINE INVOKED AT 'mac'**

*Explanation:* The Access Method Services dump routine has been invoked at the specified UDUMP macro (mac), a dump entry point.  
*System Action:* A dump of the IDCAMS trace tables is provided, as well as symbolic and/or full region dumps, if requested by the IDCAMS user.  
*Programmer Response:* None.

**IDC0925I DUMP xxx PRODUCED AT DUMP POINT mac**

*Explanation:* A dump was requested and produced at the specified UDUMP macro (mac). The dump identifier (xxx) is given.  
*System Action:* Processing continues.  
*Programmer Response:* None.

**IDC0970I \*\* NUMBER OF TRACKS = nn; CCHH OF NEXT  
TRACK = X'cchh'**

*Explanation:* The above data could not be restored in the VTOC.  
*System Action:* The command continues processing.  
*Programmer Response:* If the volume is a virtual volume, ignore this error since alternate tracks do not apply for virtual volumes and the problem need not be corrected. If the volume is a real volume, use the AMASPZAP service aid to place the information from the subsequent message into the VTOC.

**IDC1069I FUNCTION PERFORMED - ERROR UPDATING  
INVENTORY, CODE = X'nnnn'**

*Explanation:* If a Mass Storage Control function was requested, the function was performed by the Mass Storage Control; however, an error prevented the Mass Storage Volume Control Inventory data set from being updated. If only Inventory data set updating was requested, at least one record was updated in the Inventory; however, an error prevented the rest of the records from being updated. nnnn is the reason code returned from the Mass Storage System Communicator and indicates the cause of the error. The request has been journalled in the Mass Storage Volume Control Journal data set.  
*System Action:* The command continues processing. A subsequent function may fail because of the error in the Inventory data set.  
*Programmer Response:* Investigate the reason code returned from the Mass Storage System Communicator. Contact the system programmer. The Inventory data set should be restored

from the backup copy of the inventory data set and the Journal data set.

*Problem Determination:* Table I, items 1, 2, 3, 4, 13, 14, 29 35a, 35b, and 35c.

#### **IDC1252I COMMAND ALLOWS NO PARAMETERS - PARAMETERS IGNORED**

*Explanation:* This message indicates that for a command defined to have no parameters, some parameters were coded.  
*System Action:* The parameters are ignored but the command is processed.

*Programmer Response:* None.

*Problem Determination:* Table I, items 13, 20, 29.

#### **IDC1412I TRACE ALREADY IN REQUESTED STATE**

*Explanation:* The hardware trace is already in the requested state. The Mass Storage System Communicator reason code is X'7F'. See the publication "OS/VS Message Library: Mass Storage System (MSS) Messages", GC38-1000 for more information about the reason code.

*System Action:* The command completes normally.

*Programmer Response:* None.

#### **IDC1502I PASSWORD SUPPRESSION IN MODEL OBJECT**

*Explanation:* The password information in the model object was inaccessible because there was insufficient password protection authorization or RACF authorization. This is an informational or warning message that occurs if the password or RACF authorization provided is not high enough to locate the passwords themselves; therefore, the passwords were not used for the object being defined.

*System Action:* Processing of the command continues. The passwords are not modeled.

*Programmer Response:* None, if you did not want to model the password information. If you did, delete the data set. The, before redefining, either supply the MASTERPW password of the model object or have your user profile modified so you have RAC-alter access to the model object.

*Problem Determination:* Table I, items 3, 4, 29.

#### **IDC1543I NEW KEYS AND/OR RECORDSIZE VALUES EQUAL TO PRIOR DEFAULT VALUES.**

*Explanation:* The ALTER command specified the KEYS or maximum RECORDSIZE parameter with values equal to the default values chosen by the DEFINE command. The DEFINE defaults are KEYS (64 0) and RECORDSIZE (4089 4089) for non-spanned record data sets or RECORDSIZE (4086 32600) for spanned record data sets.

*System Action:* The ALTER command continues processing with a condition code of 4, altering any parameters other than KEYS and RECORDSIZE if possible. Invalid key values also prevent alteration of record size values in the same command and vice versa.

*Programmer Response:* None, if the default values are the correct ones. Otherwise, execute an ALTER command to correct the values.

*Problem Determination:* Table I, items 1, 2, 3, 4, 29.

#### **IDC1544I KEYS AND/OR RECORDSIZE VALUES EQUAL TO PRIOR NON-DEFAULT VALUES**

*Explanation:* The ALTER command specified the KEYS or maximum RECORDSIZE parameter with values equal to those already defined.

*System Action:* The ALTER command continues processing with a condition code of 4, altering any parameters other than KEYS and RECORDSIZE if possible. Invalid key values also prevent alteration of record size values in the same command and vice versa.

*Programmer Response:* None, if the specified values are correct. Otherwise, execute an ALTER command to correct the values.

*Problem Determination:* Table I, items 1, 2, 3, 4, 29.

#### **IDC1561I WKSPC LACKING FOR dsn**

*Explanation:* A larger region size is required for this particular invocation of Access Method Services and LISTCAT.

*System Action:* The LISTCAT command bypasses the indicated entry and continues processing with a condition code of 4.

*Programmer Response:* Rerun the job in a larger region for those entries that were bypassed.

*Problem Determination:* Table I, items 1, 3, 4, 29.

#### **IDC1562I ser VOLUME SERIAL NUMBER TOO LONG**

*Explanation:* A volume serial number exceeds six characters for the LISTCAT SPACE request.

*System Action:* The LISTCAT command bypasses the indicated entry and continues processing with a condition code of 4.

*Programmer Response:* Rerun the job with the corrected volume serial numbers.

*Problem Determination:* Table I, items 3, 4, 29.

#### **IDC1564I chartyp IS AN UNKNOWN TYPE**

*Explanation:* An entry returned from the catalog is a type not supported by LISTCAT.

*System Action:* The LISTCAT command bypasses the entry and continues processing with a condition code of 4.

*Programmer Response:* None.

*Problem Determination:* Table I, items 3, 4, 29.

#### **IDC1565I xxx NOT A REQUESTED TYPE**

*Explanation:* A desired entry (xxx) was not among the types requested.

*System Action:* The LISTCAT command bypasses the specified entry and continues processing with a condition code of 4.

*Programmer Response:* Rerun the job with the correct type or types specified.

*Problem Determination:* Table I, items 3, 4, 29.

#### **IDC1566I \*\* xxx NOT LISTED**

*Explanation:* A specified entry name (xxx) does not exist in the desired catalog, or may be a volume serial number to be specified with the type SPACE in a separate LISTCAT command request.

*System Action:* The designated entry is bypassed and processing continues with a condition code of 4.

*Programmer Response:* Correct the entry name and rerun the job to list this particular entry.

*Problem Determination:* Table I, items 1, 3, 4, 29.

#### **IDC1567I \*\* INVALID CONTROL INTERVAL NUMBER 'nnn'**

*Explanation:* An entry identified by the control interval number nnn in the VSAM catalog does not exist.

*System Action:* The designated entry is bypassed and processing continues.

*Programmer Response:* None.

*Problem Determination:* Table I, items 1, 3, 4, 29.

#### **IDC1569I EXPIRATION PARAMETER DOES NOT APPLY TO ENTRY TYPE(S)**

*Explanation:* The EXPIRATION option of LISTCAT was specified with entry type(s) that contain either no expiration-date field (for example, UCAT, SPACE) or an expiration-date field that is never initialized (for example, DATA, INDEX).

**System Action:** LISTCAT continues normally after the warning message, processing the specified entry types. (Condition code of 4.)



*Programmer Response:* None, but the programmer should be aware that the listing has not been restricted by the EXPIRATION option. All specified entry types will be listed.

#### IDC1574I CATALOG ENTRY COMPARISON NO LONGER FUNCTIONING

*Explanation:* This message follows the 100th IDC1575I message. Comparison of the backup and target catalog continues but only volume serial number mismatches are listed.  
*System Action:* Reload processing continues.

*Programmer Response:* The large number of discrepancies detected between the target and backup catalogs indicate that you should use the reloaded catalog with care until the LISTCAT output obtained before and after the reload has been carefully checked.

*Problem Determination:* Table I, item 34a.

#### IDC1575I ONLY {BACKUP} DEFINES {dsn} {TARGET} {ser}

*Explanation:* This message indicates that either the backup or target catalog does not contain the data set or volume entry.  
*System Action:* Reload processing continues.

*Programmer Response:* If only the backup defines a data set, the physical data for the data set probably does not exist on the volumes indicated. Consequently, the catalog entry should be deleted. Use the DELETE NOERASE option, since the ERASE option may affect other users' data.

If only the backup defines a volume, the volume is probably no longer owned by this catalog. Delete any data sets indicated as residing on this volume, then delete this volume.

If only the target defines a VSAM data set, access to the data set has been lost. A backup copy of the data set (output from EXPORT) should be obtained and imported (IMPORT command).

If only the target defines a non-VSAM data set or an alias or generation data group, their catalog entries can be re-established with the DEFINE Command.

If only the target defines a volume, access has been lost to the volume. If cannot be reused by VSAM until the VSAM ownership and data space protection attributes have been removed. (This can be done by executing an off-line IEHDASDR DASDI, or executing Access Method Services ALTER REMOVE VOLUME.)

#### IDC1595I PASSWORDS SUPPRESSED FOR THE EXPORTED DATA SET

*Explanation:* The password and other protection information was inaccessible due to insufficient password or RACF authorization. (The portable version of the data set has been created, but without the protection attributes.)

*Note:* When protection information is exported, it does not include the RACF profile, the passwords, and other protection information for the data set. However, the RACF indicator is exported.

*System Action:* Processing of the command continues.

*Programmer Response:* If the protection attributes are desired, specify the master level password or have your user profile modified so it indicates RAC-alter access to the data set.

#### IDC1631I DUPLICATE 'SYS1.' DATA SET NAME IN VSAM CATALOG

*Explanation:* This is an informational message only. A duplicate SYS1. data set was found in the VSAM catalog while attempting to convert an OS catalog entry.

*System Action:* An accompanying message identifies the entry not converted. The entry is not converted.

*Programmer Response:* The duplicate name must be removed before the entry can be converted.

*Problem Determination:* Table I, items 2, 3, 4, 29.

#### IDC1632I CVOL POINTER 'xxx' TO VOLUME 'ser' NOT CONVERTED

*Explanation:* The CVOL name was not converted to an alias entry in the VSAM master catalog because the CVOLEQUATES parameter was not specified, or was specified but the CVOL volume serial number in the CVOL pointer entry was not the one specified in the parameter.

*System Action:* The entry is not converted.

*Programmer Response:* Use the DEFINE ALIAS command to create an alias entry in the master catalog.

*Problem Determination:* Table I, items 1, 3, 4, 25, 29.

#### IDC1638I ALIASES OF GENERATION INDEX POINTER ENTRIES ARE NOT CONVERTED

*Explanation:* An alias name of an OS catalog generation index pointer entry (GIPE) was encountered. Because aliases of VSAM GDG BASE entries are not allowed, the GIPE alias name is not converted.

*System Action:* The entry is not converted.

*Programmer Response:* None.

*Problem Determination:* Table I, items 1, 3, 4, 25, 29.

#### IDC1644I ALTERNATE INDEX KEY NOT IN BASE RECORD xxx

*Explanation:* xxx identifies a base cluster record that is not long enough to contain the entire alternate key. If the base cluster is a key-sequenced data set, xxx is the key of the short base cluster record (up to a maximum of the first ten bytes) expressed in hexadecimal. If the base cluster is an entry-sequenced data set, xxx is the RBA of the short base cluster record, given in decimal.

*System Action:* The base cluster record is bypassed. Therefore, it will not be reflected in the alternate index being built (see subsequent message for the name of the alternate index.)

*Programmer Response:* After the alternate index is built, the short record must be deleted and a long enough record rewritten via a user program with the alternate index as part of the upgrade set. This will cause the alternate index to be upgraded to reflect this particular base record.

*Problem Determination:* Table I, items 2, 3, 4, 29.

#### IDC1645I NONUNIQUE AIX KEY key1 {KEY} IS key2 {RBA} PRIME

*Explanation:* The alternate index being built (see subsequent message for name) was defined with the UNIQUEKEY attribute; i.e., the alternate key exists on one and only one base cluster record. However, multiple occurrences of the same alternate key have been encountered. The message is issued once for each multiple occurrence. The message gives the alternate key first (up to a maximum of the first ten bytes) expressed in hexadecimal. If the base cluster is a key-sequenced data set, the prime key is given (up to a maximum of the first ten bytes) expressed in hexadecimal. If the base cluster is an entry-sequenced data set, the prime RBA is given in decimal.  
*System Action:* An alternate index record is created containing the alternate key and only the first prime key or RBA listed. All subsequent prime keys/RBAs will not be reflected in the alternate index record.

*Programmer Response:* If the UNIQUEKEY attribute was correctly specified, then the base cluster is in error and must be corrected via a user program. If the UNIQUEKEY attribute was incorrectly specified:

- and the alternate index was defined with the REUSE parameter, change it to NONUNIQUEKEY using the Access Method Services ALTER command.





- and the alternate index was not defined with the REUSE attribute, delete the alternate index and redefine it with the NONUNIQUEKEY attribute.

Then rebuild the alternate index using the BLDINDEX Command.

*Problem Determination:* Table I, items 2, 3, 4, 29.

**IDC1646I** nnnnn EXCESS PRIME {KEY} VALUES FOR AIX  
KEY key {RBA}

*Explanation:* key is the key (expressed in hexadecimal, up to a maximum of the first ten bytes) of an alternate index record that was too short to contain all the prime key or RBA pointer values that occurred for that alternate index key. nnnnn gives the number of pointers that could not fit into the record. The name of the alternate index being built is given in a subsequent message.

*System Action:* The alternate index record is created with only those pointers that could fit.

*Programmer Response:* Delete the alternate index and redefine it (using the Access Method Services commands) with a maximum record size long enough to contain the maximum number of pointers for any one alternate key. Then rebuild the alternate index using the BLDINDEX command.

*Problem Determination:* Table I, items 2, 3, 4, 29.

**IDC1653I** dsn BUILT WITH ERRORS

*Explanation:* Building of the alternate index identified by dsn has been completed but some non-terminating errors were encountered. Non-terminating errors consist of:

- alternate index key not contained in one or more base cluster records.
- multiple occurrences of one or more alternate keys for an alternate index defined with the UNIQUEKEY attribute.
- one or more alternate index records too short to contain all the prime key or RBA pointers.

All non-terminating errors for this alternate index have been identified in messages that precede this message.

*System Action:* The building of the alternate index is complete.

*Programmer Response:* Depends on the error encountered.

Refer to the action outlined for the individual errors.

*Problem Determination:* Table I, items 2, 3, 4, 29, 31.

**IDC1661I** OUT-OF-SYNC DATA SET SUCCESSFULLY EXPORTED (BY FORCE)

*Explanation:* The portable data set contains the necessary information to recreate the data set via IMPORTRA. At the time of export the data set was out of synchronization, caused by a mismatch between time stamps or space information. See the secondary message for the data set name.

*System Action:* Processing continues.

*Programmer Response:* None.

**IDC1662I** OUT-OF-SYNC DATA SET NOT EXPORTED

*Explanation:* The VSAM data set named in the message that follows is out of synchronization and the FORCE parameter was not specified. The out-of-synchronization is caused by a mismatch of the space information.

*System Action:* Processing of the VSAM data set is bypassed.

*Programmer Response:* If the data set, with its possible problems, is desired, then the FORCE parameter should be specified on the EXPORTRA command and the job rerun.

**IDC1663I** BYPASSED RELATION dsname

*Explanation:* An error occurred or a catalog entry could not be located for a path or an alternate index to a VSAM cluster, an

OS/VS alias for a nonVSAM object, or a nonVSAM object associated with an OS/VS2 generation data group. Dsname is the name of the cluster, nonVSAM object, or generation data group.

*System Action:* The related object is bypassed and processing of the named object is continued.

*Programmer Response:* List the named object after performing an IMPORTRA operation to determine missing related object(s) and to redefine the related object(s).

**IDC1664I** ASSOCIATION ERROR, dsname

*Explanation:* The named catalog entry described a generation data set having no relationship to any OS/VS2 generation data group, or the entry describes a nonVSAM data set containing other than an OS/VS alias related to it.

*System Action:* The association cannot be processed and processing of the named object is continued.

*Programmer Response:* List the named object after performing an IMPORTRA operation to determine missing related object(s) and to redefine the related object(s).

**IDC1667I** VOLUME ser IS OUT-OF-SYNC AND LATER THAN VOLUME ser

*Explanation:* The data-set-directory-entry time stamp mismatches the time stamp for the VSAM data set named in the following message. The volumes are out of synchronization, although some of the data sets may still be recoverable.

*System Action:* The VSAM data set entry and associations are bypassed.

*Programmer Response:* Get the two volumes in synchronization using the IEHDASDR utility program. Then rerun the job.

**IDC1678I** \*\* DATA SET EXPORTED WITH MINOR ERRORS

*Explanation:* An error occurred while processing an associated object for an object being exported.

*System Action:* Processing of the associated object is bypassed.

*Programmer Response:* See the preceding message to determine the type of error and the recovery procedure.

**IDC1679I** \*\* OUT-OF-SYNC DATA SET EXPORTED WITH MINOR ERRORS

*Explanation:* An error occurred while processing an associated object for an out-of-synchronization data set. The out-of-synchronization is caused by a mismatch between the time stamps or space information on the various volumes of a multi-volume data set.

*System Action:* Processing of the associated object is bypassed.

*Programmer Response:* See the preceding message to determine the type of error and the recovery procedure.

**IDC1707I** \*\* OWNER ownerid NOT UPDATED IN INVENTORY FOR NEW COPY yyddd

*Explanation:* The owner data 'ownerid' in the volume label of the new copy volume, created on the specified date 'yyddd' could not be updated in the copy volume record or in the cartridge labels. This condition occurred because the cartridges of an existing copy volume were reused. See the preceding message for further explanation of the problem.

*System Action:* Processing continues.

*Programmer Response:* This discrepancy cannot be corrected. The LISTMSVI reports will reflect different owners for the source volume and the designated copy volume, even though the owner data is correct in the volume labels of both volumes.

**IDC1742I RECATALOG OPTION INVALID FOR VOLUME**

*Explanation:* The source volume is not owned by a VSAM catalog. Therefore, the VSAMCATALOG option does not apply.  
*System Action:* No recataloging is performed. The command continues processing.

*Programmer Response:* If you want any data sets recataloged, use the IEHPROGM utility or the Access Method Services DELETE and DEFINE commands.

*Problem Determination:* Table I, items 3, 4, 13, 25B, and 29.

**IDC1784I NO SCRATCH CARTRIDGES FOUND IN MSF**

*Explanation:* No scratch cartridges can be ejected from the Mass Storage Facility (MSF) because there are no scratch cartridges in the MSF.

*System Action:* The command terminates with a message.

*Programmer Response:* None.

**IDC1840I TRACE AREA EMPTY - NO DATA DUMPED**

*Explanation:* An attempt was made to dump trace data but the trace areas requested were null.

*System Action:* The command terminates normally.

*Programmer Response:* Turn the trace on before requesting a dump.

*Problem Determination:* Table I, items 2, 3, 4, 13, 29, and 30.

**IDC1841I END OF CURRENT DATA COULD NOT BE DETERMINED - ALL DATA DUMPED**

*Explanation:* An attempt was made to dump only current trace data, but the end of the current data was not found.

Therefore, all of the trace data was dumped. There may be data from a previous trace period in the output data set.

*System Action:* The command dumped all the data in the requested trace area.

*Programmer Response:* When you run the trace report program you can select to process only the data from the current trace period.

*Problem Determination:* Table I, items 2, 3, 4, 13, 29, and 30.

**IDC1860I SELECTED CHECKID, xxxxxxxxxxxxxxxx NOT FOUND**

*Explanation:* The checkid listed was selected by the user, but not found in the checkpoint data set.

*System Action:* Normal processing continues, the CHECKID is not processed.

*Programmer Response:* Verify the checkid spelling, and that the correct checkpoint data set was used.

*Problem Determination:* Table I, items 1, 2, 4, and 29.

**IDC1865I xxxxxxxx ADDITIONAL VOLUME SERIAL NOT FOUND IN CHKPT DATA SET**

*Explanation:* Probable checkpoint logic error. A type 1 or type 2 DSDR indicated the presence of a type 2 DSDR which did not exist.

*System Action:* Incomplete CHKLIST information is listed, and processing continues with the next checkpoint entry.

*Programmer Response:* Keep all related data sets and listing for reference.

*Problem Determination:* Table I, items 1, 2, 4, 26b, and 29.

**IDC1866I UNEXPECTED EOF ON CHECKPOINT DATA SET**

*Explanation:* End-of-file occurred while processing DSDRs.

*System Action:* CHKLIST utility terminates.

*Programmer Response:* Keep all related data sets and listings for reference.

*Problem Determination:* Table I, items 1, 2, 4, 26b, and 29.

**IDC1867I CURRENT VOLUME NOT FOUND xxxxxxxx**

*Explanation:* The volume sequence number exceeded the number of volumes (JFCBNVOLS) for the indicated ddname.

*System Action:* Normal processing continues.

*Programmer Response:* Keep all related data sets and listings for reference.

*Problem Determination:* Table 1, items 1, 2, 3, 26b, and 29.

**IDC1870I \*\* IGNORED VSAM ERROR READING CRA - CI 'nn'X**

*Explanation:* A LISTCRA function encountered an I/O error reading a catalog recovery area (CRA) record at the specified control interval. 'nn' is the control interval number in hexadecimal.

*System Action:* The record is ignored and processing is continued as long as no more than 50 errors have been encountered while processing the LISTCRA command. When the number of errors reaches 50, processing is terminated.

*Programmer Response:* See the preceding message to determine the cause of the I/O error. Correct the problem if possible, and resubmit the job.

**IDC1871I \*\* IGNORED VSAM ERROR READING CATALOG - CI 'nn'X**

*Explanation:* A LISTCRA function encountered an I/O error reading a catalog record at the specified control interval. 'nn' is the control interval number in hexadecimal.

*System Action:* The record is ignored and processing is continued as long as no more than 50 errors have been encountered while processing the LISTCRA command. When the number of errors reaches 50, processing is terminated.

*Programmer Response:* See the preceding message to determine the cause of the I/O error. Correct the problem if possible, and resubmit the job.

**IDC1875I ERROR TRANSLATING CRA CI FROM CATALOG CI - 'nn'X**

*Explanation:* An error occurred when translating an entry's catalog control interval number, which points at a related entry, to a CRA control interval before reading the entry. 'nn' is the catalog control interval number in hexadecimal. This will normally result from an incomplete entry definition or an I/O error identified in a preceding message.

*System Action:* The error is bypassed and processing is continued; however, there may be minor errors in the list.

*Programmer Response:* Restore the volume on which the error occurred to a previous valid condition. For more information on catalog recovery, see OS/VS2 Access Method Services.

*Problem Determination:* Table I, items 2, 3, 4, 29.

**IDC1878I IGNORED ERROR FROM IDCRC04, DUMP POINT ID - xx**

*Explanation:* An error occurred in module IDCRC04 (EXPORTRA Field Management) when it was called by LISTCRA; IDCRC04 was unable to return information about a field specified by LISTCRA. This will normally result from an I/O error identified in a preceding message. The xx is the last dump point before the error was detected.

*System Action:* The error is bypassed and processing is continued; however, there may be minor errors in the list.

*Programmer Response:* Restore the volume on which the error occurred to a previous valid condition. For more information on catalog recovery, see OS/VS2 Access Method Services.

*Problem Determination:* Table I, items 2, 3, 4, 29.

**IDC1880I IGNORED I/O ERROR READING VOLUME LABEL**

*Explanation:* A LISTCRA command encountered an I/O error reading the format-4 DSCB in the VTOC to obtain the time stamp information.

*System Action:* The error is ignored and the time stamps are not printed.

*Programmer Response:* List the format-4 DSCB using the IEHLIST or AMASPZAP utility program or determine the cause of the I/O error by referring to the reason code in the preceding error message, correct the problem if possible, and rerun the job.

*Problem Determination:* Table I, items 2, 3, 4, 29.

**IDC1881I IGNORED OPEN FAILURE FOR ALTERNATE OUTPUT DATA SET**

*Explanation:* LISTCRA encountered an error attempting to open the alternate output data set.

*System Action:* The error was ignored and the system output data set used.

*Programmer Response:* If the output is desired in the alternate data set, determine the cause of the error, fix it, and rerun the job.

**IDC1887I ERROR REFERENCING CRA ON VOLUME ser - REASON CODE cde**

*Explanation:* In opening the catalog recovery area (CRA) there was a problem indicated by the reason code cde. Possible reason codes and their meanings are:

*Reason*

*Code Meaning*

3 Time stamp for volume was not obtained.

6 I/O error reading the CRA record.

*System Action:* Processing continues.

*Programmer Response:* This message requires no action, but the problem causing it may cause other messages that you should act on.

**IDC1890I RACF PROFILE COULD NOT BE DELETED — NOT ELIGIBLE**

*Explanation:* As the result of a DELETE or EXPORT command, a RACF indicated member was successfully deleted. However, the RACF profile for this data set is not eligible for deletion.

*System Action:* Processing of the command continues.

*Programmer Response:* None.

*Problem Determination:* Table I, items 3, 4, 29.

**IDC1891I RACF PROFILE COULD NOT BE DELETED — NOT FOUND**

*Explanation:* As the result of a DELETE or EXPORT command, a RACF indicated member was successfully deleted. However, the RACF profile for this data set could not be found.

*System Action:* Processing of the command continues.

*Programmer Action:* None.

*Problem Determination:* Table I, items 3, 4, 29.

**IDC1927I INVALID 'MARGINS' VALUES SPECIFIED, DEFAULT MARGINS ASSUMED.**

*Explanation:* The leftmargin value specified in a MARGINS parameter is not strictly less than the rightmargin value; at least two character positions must be provided.

*System Action:* The default margin values (2,72) are assumed. The condition code is set to 4.

*Programmer Response:* Correct the invalid MARGINS specifications.

*Problem Determination:* Table I, items 1, 3, 4, 29.

**IDC1968I VSAM TIME STAMP NOT UPDATED IN VTOC OF FROM | TO VOLUME volser**

*Explanation:* An error was encountered reading or updating the VTOC so the VSAM time stamp was not updated for the volume (volser). "From" or "to" indicates which value encountered the error for commands that process more than one value.

*System Action:* The command terminates normally if no functions have been performed yet. If some functions have been performed, the command continues processing.

*Programmer Response:* Rerun the job if the job was not completed. If the function completed, use the AMASPZAP service aid to correct the VSAM time stamp or ignore the error.

*Problem Determination:* Table I, items 1, 3, 4, 13, 25b, and 29.

**IDC1969I ALTERNATE TRACK DATA NOT RESTORED IN VTOC OF TO VOLUME volser**

*Explanation:* An error was encountered reading or updating the VTOC so the alternate track information was not restored in the VTOC of the target volume (volser) after the copy of data. A previous message explains the error.

*System Action:* The command continues processing.

*Programmer Response:* If the volume is a Mass Storage Volume, ignore this error since alternate tracks do not apply for Mass Storage Volumes and the problem need not be corrected. If the volume is a real volume, use the AMASPZAP service aid to place the information from the subsequent message into the VTOC.

*Problem Determination:* Table I, items 1, 3, 4, 13, 14, 25b, and 29.

**IDC2011I FUNCTION CANNOT BE EXECUTED. INSUFFICIENT MAIN STORAGE**

*Explanation:* An Access Method Services function has been requested that requires scratching data sets from volumes. There was not enough virtual storage available to build the parameter list for the SCRATCH macro. This message is also issued if a Mass Storage Control function is required and there was not sufficient storage to issue the Mass Storage System Communicator macro.

*System Action:* The data sets aren't scratched, or the Mass Storage System Communicator macro is not issued. Other actions are indicated by following messages.

*Programmer Response:* Rerun the job in a larger address space.

*Problem Determination:* Table I, items 1, 3, 29.

**IDC2035I INVALID ERROR CONVERSION TABLE**

*Explanation:* An error was detected in the information transmitted in the Error Conversion Table, when attempting to convert a numeric error code to a prose message. This should not occur in a valid program.

*System Action:* The conversion request is terminated.

*Programmer Response:* Do the problem determination action.

*Problem Determination:* Table I, items 3, 4, 29.

**IDC2065I \*\* UNABLE TO CLEAR SERIAL-MISMATCH FLAG FROM INVENTORY RECORD**

*Explanation:* A flag indicating a volume serial mismatch exists between the cartridge labels and the volume label for a Mass Storage Volume could not be cleared from the Inventory data set. See the previous message for further explanation of the problem.

**System Action:** The command terminates with an error message.

**Programmer Response:** Correct the problem as identified in the previous message and take the following actions for the command that failed:

- **If a Rename Operation Failed for ADDV**  
Run ADDV to backout or retry the rename operation if the volume is inactive. If the volume is active, run MODIFYV or STOREV to either backout or retry the rename operation.

If the ADDV, MODIFYV, or STOREV commands are run to recover from a rename failure, a DD statement for the volume is required and must specify deferred mounting. The values specified for the VOLUME and NEWSERIAL parameters depend upon how the volume record is recorded in the Inventory data set. If the cartridge labels have been updated, the volume record will be identified by the new volume serial number. For the VOLUME parameter, specify the volume serial number as recorded in the cartridge labels



and the volume record. For the NEWSERIAL parameter, specify the desired volume serial number. Note that the security check for nonVSAM status and password protected data sets is bypassed only if the NEWSERIAL parameter specifies the same volume serial number as recorded in the Inventory data set for the volume label. This allows the original volume serial number of a VSAM volume to be restored if the volume is left partially renamed.

If ADDV, MODIFYV, or STOREV terminates without indicating the status of the rename operation, LISTMSVI can be run to determine whether the volume is flagged for recovery purposes. If the mismatch flag is set in the volume record, LISTMSVI not only lists the standard information for the volume but also highlights the volume report with a note that a rename operation failed for the preceding volume and that serial number 'nnnnnn' is recorded in the volume label of the volume.

• **If a Rename Operation Failed for MODIFYV**

To recover from a MODIFYV rename failure 1) run ADDV to activate the volume if the volume is merely inactive and has no volume serial mismatch condition, or 2) run ADDV to both activate the volume and complete the rename operation if the volume is both inactive and has a volume serial mismatch condition, or 3) rerun MODIFYV to complete or retry the rename operation if the volume is active but has a mismatch condition, or 4) run STOREV to complete or retry the rename operation if the volume is active and if a duplicate volume serial number is desired as a result of the rename.

For the DD statement requirements, the proper VOLUME and NEWSERIAL parameter values, and use of LISTMSVI, refer to the description above for an ADDV rename failure.

• **If a Rename Operation Failed for STOREV**

Rerun STOREV or run MODIFYV to either backout or retry the rename operation.

For the DD statement requirements, the proper VOLUME and NEWSERIAL parameter values, and use of LISTMSVI, refer to the description above for an ADDV rename failure.

*Problem Determination:* Table I, item 1, 2, 3, 4, 13, 29, 35a, and 35c.

**IDC2074I VOLUME ser NOT ACTIVE**

*Explanation:* Volume ser is not active, and is recorded in the Inventory data set as inactive. The command issuing the message requires an active volume.

*System Action:* Processing of the command terminates with a message indicating the final condition code.

*Programmer Response:* Run the ADDV command to activate the volume, and then rerun the command. If the volume is already active but only the record indicates that the volume is inactive, contact the space manager. The Inventory data set may need to be restored from the backup copy and the Journal data set.

*Problem Determination:* Table I, items 1, 2, 3, 4, 13, and 29.

**IDC2075I \*\* VOLUME volser CANNOT BE ACTIVATED**

*Explanation:* An attempt to make volume (volser) active and mountable failed. See preceding message for further explanation of the failure.

*System Action:* The command terminates with an error message.

*Programmer Response:* Rerun the command after:

- Reentering one or both cartridges if the cartridges are outside the Mass Storage Facility (MSF),
- Correcting the problem as indicated in the preceding message, or

- Running the EJECTV command to eject the volume and then reentering the cartridges if the cartridges were originally entered while the Mass Storage Volume Control (MSVC) was disabled.

*Problem Determination:* Table 1, 2, 3, 4, 13, 29, 35a, and 35c.

**IDC2076I \*\* CART csn [csn] NOT IN MSF FOR COPY yyddd**

*Explanation:* The cartridges assigned to the copy created on the date indicated by "yyddd" cannot be found in the Mass Storage Facility (MSF). The cartridge serial numbers (csn [csn]) identify the sequence one and/or sequence two cartridge not in the MSF. See preceding message for additional information.

*System Action:* The command terminates with a message unless additional copies are specified for processing.

*Programmer Response:* Correct the condition as indicated in the preceding message. Rerun the command after:

- Reentering the missing cartridges,
- Selecting another copy volume,
- If one of the cartridges is lost, running the SCRATCHV command to make the remaining cartridge assigned to the volume scratch cartridge and to delete the record from the Inventory data set, or
- Running the REMOVEVR command to delete the record for the copy volume if both cartridges are lost.

*Problem Determination:* Table I, items 2, 3, 4, 13, 29, 35a, and 35c.

**IDC2078I \*\* COPY RECORDS FOR VOL volser CANNOT BE RETRIEVED**

*Explanation:* An attempt to access a record in the Inventory data set for an existing copy volume failed. The base volume record indicates additional copy volumes exist; however, the record for the next copy volume in timestamp sequence cannot be read. See the preceding message for further explanation of the failure.

*System Action:* The command terminates with a message.

*Programmer Response:* Correct the error as indicated in the preceding message.

*Problem Determination:* Table I, items 2, 3, 4, 13, 29, 30, 35a, and 35c.

**IDC2079I \*\* RECORD FOR GROUP groupname CANNOT BE RETRIEVED FROM INVENTORY**

*Explanation:* An attempt to access the record in the Inventory data set for group (groupname) failed. See the preceding message for further explanation of the failure.

*System Action:* The command terminates with a message unless additional groups are specified for processing.

*Programmer Response:* Correct the error as indicated in the preceding message. Verify that the group name is specified correctly, then rerun the command.

*Problem Determination:* Table I, items 2, 3, 4, 13, 29, and 35c.

**IDC2080I \*\* RECORD FOR VOL volser CANNOT BE RETRIEVED FROM INVENTORY**

*Explanation:* An attempt to access the record in the Inventory data set for the volume (volser) failed. See the preceding message for further explanation of the failure.

*Programmer Response:* Correct the error as indicated in the preceding message. Before rerunning the command check that the volume serial number is specified correctly.

*Problem Determination:* Table I, items 2, 3, 4, 13, 29, 30, 35a, and 35c.

**IDC2084I \*\* CARTRIDGES NOT EJECTED**

*Explanation:* The cartridges assigned to a Mass Storage Volume could not be ejected from the MSF. If only one cartridge was in the Mass Storage Facility, an attempt to eject that one cartridge failed. See the preceding message for further explanation of the failure.

*System Action:* The command continues processing.

*Programmer Response:* Correct the error as identified in the preceding message and rerun the command.

*Problem Determination:* Table I, items 2, 3, 4, 13, 29, 35a, and 35c.

**IDC2087I \*\* CART csn [csn] NOT SCRATCHED FOR COPY yyddd**

*Explanation:* The cartridges assigned to the copy volume created on the date indicated by "yyddd" could not be scratched. If only one cartridge was in the MSF an attempt was made to scratch that one cartridge. The cartridge serial numbers (csn) identify the sequence one and/or sequence two cartridge not scratched. See the preceding message for further explanation of the failure.

*System Action:* The command continues processing.

*Programmer Response:* Correct the problem as indicated in the preceding message. If the cartridge(s) are out of the Mass Storage Facility, re-enter the cartridges into the Mass Storage Facility and rerun the command. If the cartridges are lost, run the REMOVEVR command to delete the record for the copy from the Inventory data set and rerun the command if necessary.

*Problem Determination:* Table I, items 2, 3, 4, 13, 29, 35a, and 35c.

**IDC2091I \*\* [READONLY | READWRITE] ATTRIBUTE NOT SET FOR VOLUME volser**

*Explanation:* Volume (volser) could not be assigned the READONLY or READWRITE attribute. READONLY may be required because the volume belongs to a group which has the READONLY attribute specified for all general-use volumes. See the preceding message for further explanation of the problem.

*System Action:* The command continues processing.

*Programmer Response:* Run the MODIFYV command to change the volume attribute to readonly or readwrite.

*Problem Determination:* Table I, items 2, 3, 4, 13, and 29.

**IDC2093I \*\* VOLUME ATTRIBUTES NOT CHANGED TO AGREE WITH GROUP groupname**

*Explanation:* An attempt to change the attributes (bind/nobind, exclusive/shared, readonly/readwrite, dasderase/nodasderase) of a general-use volume failed. The attributes of the volume do not agree with the attributes specified for all general-use volumes belonging to the group (groupname). See the preceding message for additional information on the problem.

*System Action:* The command continues processing.

*Programmer Response:* Run the LISTMSVI command to list the information recorded in the Inventory data set about the group. After determining the volume attributes specified at the group level, run the MODIFYV command to update the volume attributes to agree with the group specifications. If there are many volumes in the group whose attributes do not agree with the group, you can run the MODIFYG command to request a change of the group attributes. If you specify the same attributes on the MODIFYG command as are recorded already in the group record, MODIFYG will still change the attributes of all the active general-use volumes for the group.

*Problem Determination:* Table I, items 2, 3, 4, 13, and 29.

**IDC2095I [FROM | TO] VOLUME volser INCOMPLETELY RENAMED IN A PRIOR OPERATION**

*Explanation:* Volume (volser) cannot be used. A previous MODIFYV, ADDV, or STOREV command terminated before completely changing the volume serial number of the volume. The volume serial number on the cartridge labels and in the Inventory record does not agree with the volume serial number in the volume label. "FROM" and "TO" designate which volume is unusable for those commands processing both a source and target volume having the same volume serial numbers.

*System Action:* The command terminates with a message reflecting the severity of the error.

*Programmer Response:* Correct the problem as identified in the preceding message and take the following actions for the command that failed:

- If a Rename Operation Failed for ADDV
    - Run ADDV to backout or retry the rename operation if the volume is inactive. If the volume is active, run MODIFYV or STOREV to either backout or retry the rename operation. If the ADDV, MODIFYV, or STOREV commands are run to recover from a rename failure, a DD statement for the volume is required and must specify deferred mounting. The values specified for the VOLUME and NEWSERIAL parameters depend upon how the volume record is recorded in the Inventory data set. If the cartridge labels have been updated, the volume record will be identified by the new volume serial number. For the VOLUME parameter, specify the volume serial number as recorded in the cartridge labels and the volume record. For the NEWSERIAL parameter, specify the desired volume serial number. Note that the security check for nonVSAM status and password protected data sets is bypassed only if the NEWSERIAL parameter specifies the same volume serial number as recorded in the Inventory data set for the volume label. This allows the original volume serial number of a VSAM volume to be restored if the volume is left partially renamed.
    - If ADDV, MODIFY, or STOREV terminates without indicating the status of the rename operation, LISTMSVI can be run to determine whether the volume is flagged for recovery purposes. If the mismatch flag is set in the volume record, LISTMSVI not only lists the standard information for the volume but also highlights the preceding volume and that serial number 'nnnnnn' is recorded in the volume label of the volume.
  - If a Rename Operation Failed for MODIFYV
    - To recover from a MODIFYV rename failure 1) run ADDV to activate the volume if the volume is merely inactive and has no volume serial mismatch condition, or 2) run ADDV to both activate the volume and complete the rename operation if the volume is both inactive and has a volume serial mismatch condition, or 3) rerun MODIFYV to complete or retry the rename operation if the volume is active but has a mismatch condition, or 4) run STOREV to complete or retry the rename operation if the volume is active and if a duplicate volume serial number is desired as a result of the rename.
    - For the DD statement requirements, the proper VOLUME and NEWSERIAL parameter values, and use of LISTMSVI, refer to the description above for an ADDV rename failure.
- Problem Determination:* Table I, items 1, 2, 3, 4, 13, 29, 35a, or 35c.

**IDC2096I [FROM | TO] VOLUME volser INCOMPLETELY COPIED IN A PRIOR OPERATION**

*Explanation:* Volume (volser) was incompletely copied by the



COPYV, RECOVERV, or CONVERTV commands and cannot be used. "FROM" and "TO" designate which volume is unusable for those commands processing both a source and target volume having the same volume serial number.

**System Action:** The command terminates with a message containing the severity code.

**Programmer Response:** Correct the problem as indicated in the preceding message. Take one of the following actions for the command that failed:

- If a Copy Operation Failed in COPYV  
Rerun COPYV to complete the copy operation to the incomplete copy volume (COPYV will reuse the cartridges of the incomplete copy volume for the new copy) or run SCRATCHV to scratch the incomplete copy volume before rerunning the COPYV command.  
If COPYV terminates without indicating the status of the copy operation, LISTMSVI can be run to determine whether the volume is flagged for recovery purposes. If the incomplete copy flag is set in the copy volume record, LISTMSVI not only lists the standard information for the volume but also highlights the volume report with a note that a copy operation failed for the preceding copy volume.
- If a Copy Operation Failed for RECOVERV  
Rerun RECOVERV to complete the recover operation to the target volume that is flagged as an incomplete copy volume. Otherwise, run SCRATCHV to scratch the target volume. The incomplete copy volume may even be used as the target volume in the CONVERTV command. In all cases, the empty VTOC check or security check for password protected data sets is bypassed.  
If the SCRATCHV command is run, the DD statement is not required for the volume and if provided, must specify deferred mounting. If the RECOVERV command is rerun, the DD statement is not required for the target volume, which is flagged as an incomplete copy, unless the volume serial number of the target volume is different from the source volume. If a DD statement is provided for the target volume, deferred mounting must be specified. If a VSAM catalog is on the volume, a DD statement for the catalog is not required; if provided, deferred mounting must be specified.  
If RECOVERV terminates without indicating the status of the recover operation, LISTMSVI can be run to determine whether the volume is flagged for recovery purposes. If the incomplete copy flag is set in the target volume record, LISTMSVI not only lists the standard information for the volume but also highlights the volume report with a note that a copy operation failed for the preceding volume.
- If a Copy Operation Failed for CONVERTV  
Rerun CONVERTV to complete the conversion operation to the target volume that is flagged as an incomplete copy volume. Otherwise, run SCRATCHV to scratch the target volume. The incomplete copy volume may even be used as the target volume in the RECOVERV command. In all cases, the empty VTOC check or the security check for password protected data sets is bypassed.  
If the SCRATCHV command is run, the DD statement is not required for the incompletely copied volume and if provided, must specify deferred mounting. If a VSAM catalog is on the volume and a DD statement for the target volume must be provided and must specify deferred mounting. If a VSAM catalog is on the volume and a DD statement is provided for the catalog, the DD statement must also specify deferred mounting.  
If CONVERTV terminates without indicating the status of the conversion operation, LISTMSVI can be run to determine whether the volume is flagged for recovery purposes. If the incomplete copy flag is set in the target volume record,

LISTMSVI not only lists the standard information for the volume but also highlights the volume report with a note that a copy operation failed for the preceding volume.

**Problem Determination:** Table I, items 1, 2, 3, 4, 13, 29, or 35c.

#### IDC2097I [FROM|TO] VOLUME volser INCOMPLETELY CREATED IN A PRIOR OPERATION

**Explanation:** Volume (volser) was incompletely created by the CREATEV command and could not be used. "FROM" and "TO" designate which volume is unusable for those commands processing both a source and target volume having the same volume serial number.

**System Action:** The command terminates with a message reflecting the severity of the error.

**Programmer Response:** Before creating the volume using the CREATEV command run the SCRATCHV command to scratch the partially created volume. In the SCRATCHV run, there must be no DD statement for the partially created volume; the empty VTOC check is bypassed.

**Problem Determination:** Table I, items 1, 2, 3, 4, 13, 29, 35a, and 35c.

#### IDC2100I CATALOG RETURN CODE FOR LOCATE REQUEST WAS nn

**Explanation:** The return code from an OS/VS locate request was nn. See "OS/VS2 System Programming Library: Data Management", GC26-3830 for a description of the return codes. The error was detected either in the VSAM or OS Catalog Management. The subsequent message identifies the data set not recataloged. During a CONVERTV operation, if the data set was cataloged in a VSAM user catalog on the converted volume, the data set may have been recataloged, and this message can be ignored.

**System Action:** The command continues processing.

**Programmer Response:** Correct the error and recatalog the data set using IEHPROGM utility or the Access Method Services DELETE and DEFINE commands.

**Problem Determination:** Table I, item 1, 3, 4, 13, 14, 25d, 29, and 31.

#### IDC2101I CATALOG RETURN CODE FOR RECAT REQUEST WAS nn - REASON CODE nn

**Explanation:** The return code from an OS/VS recatalog request was nn. The reason code in register 0 was nn. See OS/VS Message Library: Mass Storage System Messages (MSS), GC38-1000 for a description of the reason codes; and OS/VS Message Library: VS2 System Codes, GC38-1008 for return code. A subsequent message identifies the data set not cataloged.

**System Action:** The command continues processing.

**Programmer Response:** Correct the error and recatalog the data set using the IEHPROGM utility or the Access Method Services DELETE and DEFINE commands.

**Problem Determination:** Table I, item 1, 3, 4, 13, 14, 25d, 29, and 31.

#### IDC2103I VOLUME IN RECORD CHAIN CANNOT BE RETRIEVED

**Explanation:** An Inventory data set error caused a break in the group or nongrouped volume chain. The next record in the chain either was not found, or the record indicates that it does not belong in the chain being processed. A reason code of X'208' or X'224' was returned from the Mass Storage Volume Control functions. The error may be caused by another



command updating the Inventory data set while this command is running.

**System Action:** Processing continues with the next group, or processing terminates if the request is for nongrouped volumes.

**Programmer Response:** Rerun the command. If there is a permanent Inventory data set error, contact the system programmer.

**Problem Determination:** Table I, items 1, 2, 3, 4, 13, 29, and 35c.

#### **IDC2108I \*\* UNABLE TO PROCESS VOLUME ser**

**Explanation:** Volume ser cannot be processed. A preceding message indicates the reason why the volume cannot be processed.

**System Action:** The command continues with the next volume to be processed. If there is none, the command terminates.

**Programmer Response:** Determine from the preceding message whether a problem exists, and correct it if necessary. Rerun the command to process the volume.

**Problem Determination:** Follow the problem determination actions for the preceding message.

#### **IDC2109I \*\* REMAINING VOLUMES CANNOT BE PROCESSED**

**Explanation:** An error occurred in the Inventory data set that prevents any more volume records from being read. Remaining volumes cannot be processed by the command. A preceding message indicates the type of error encountered with the Inventory data set.

**System Action:** The command terminates.

**Programmer Response:** Contact the system programmer to correct the problem with the Inventory data set.

**Problem Determination:** Table I, items 1, 2, 3, 4, 13, 29, and 35c.

#### **IDC2110I \*\* REMAINING VOLUMES IN GROUP grpname CANNOT BE PROCESSED**

**Explanation:** An Inventory data set error occurred to prevent processing down the volume chain for group grpname. The problem may be temporary, or the Inventory data set may have permanent errors. A preceding message indicates the type of error encountered with the Inventory data set.

**System Action:** Processing continues with the next group to be processed. If there is none, the command terminates.

**Programmer Response:** Refer to the preceding message to determine why processing for this group was terminated. Contact the system programmer to correct the Inventory data set if necessary, and rerun the command.

**Problem Determination:** Table I, items 1, 2, 3, 4, 13, 29, and 35c.

#### **IDC2111I \*\* REMAINING GROUPS CANNOT BE PROCESSED**

**Explanation:** An error occurred in the Inventory data set that prevented any more group records from being read. A preceding message indicates the type of Inventory data set error.

**System Action:** The command terminates.

**Programmer Response:** Refer to the preceding message for the type of Inventory data set error.

**Problem Determination:** Table I, items 1, 2, 3, 4, 13, 29, and 35c.

#### **IDC2360I CATALOG ENTRY FOR DATA SET INDICATES DIFFERENT DEVICE TYPE**

**Explanation:** The ULOCATE function, after locating a data set

name in the catalog, determined that the data set resides on a device type other than the catalog indicates, or else a duplicate data set name exists.

**System Action:** Processing continues with the next data set on the volume.

**Programmer Response:** If the device type is incorrect, uncatalog the data set and then recatalog it with the correct device type.

**Problem Determination:** Table I, items 1, 2, 3, 4, 13, 29, and 34.

#### **IDC2364I CATALOG ENTRY TYPE FOR DATA SET IS OTHER THAN NON-VSAM**

**Explanation:** The ULOCATE function, after locating a data set name in the catalog, determined that the catalog entry type was not for a VSAM data set, or else a duplicate data set name exists.

**System Action:** Processing continues with the next data set on the volume.

**Programmer Response:** If the data set entry is cataloged, rerun the SCRASET command after restructuring the STEPCAT concatenation.

**Problem Determination:** Table I, items 1, 2, 3, 4, 13, 29, and 34.

#### **IDC2370I UNABLE TO READ JFCB FOR DD ENTRY ddname RDJFCB CODE x**

**Explanation:** The system was not able to read the JFCB (job file control block) for the specified DD statement (ddname). The RDJFCB macro return code was x. This condition generally occurs when the DD statement was not supplied.

**System Action:** The command terminates normally.

**Programmer Response:** Ensure the DD name in the FILE parameter is correct and there is a corresponding DD card in the JCL statements.

**Problem Determination:** Table I, items 1, 2, 3, 4, 13, and 29.

#### **IDC2371I UNABLE TO OBTAIN STORAGE FOR I/O PROCESSING**

**Explanation:** There was insufficient storage to perform the necessary I/O processing.

**System Action:** The command terminates normally.

**Programmer Response:** Increase the region size for the job and rerun the command.

**Problem Determination:** Table I, items 1, 2, 3, 4, 13, and 29.

#### **IDC2372I OPEN ABEND EXIT[dsn | VTOC]**

**Explanation:** The OPEN macro encountered an error that resulted in the OPEN DCB ABEND exit being entered. This error prevented the opening of the DCB and stopped further I/O processing. The specified data set (dsn) or the VTOC was being opened.

**System Action:** The command terminates normally.

**Programmer Response:** Examine the write-to-programmer message issued by the OPEN macro for the specific error code. Correct the problem and rerun the command.

**Problem Determination:** Table I, items 1, 2, 3, 4, 13, and 29.

#### **IDC2373I INVALID PASSWORD dsn**

**Explanation:** One of the following errors occurred:

- The operator did not supply the correct password for the specified nonVSAM data set (dsn), for the specified VSAM unique data or index component (dsn), or for a data or index component within the specified VSAM data space (dsn).

- There is no JOBCAT or STEPCAT DD statement for the VSAM catalog that owns the volume.  
*System Action:* The command terminates normally. The requested function cannot be performed.  
*Programmer Response:* If the operator supplied the incorrect password, do the following:
    - Tell the system operator the correct password. The operator is prompted for the password that corresponds to (1) the data or index component name or codeword (VSAM data sets) or (2) the name of the DD statement for the data set (nonVSAM data sets). Rerun the command.
- If there is no JOBCAT or STEPCAT DD statement for the VSAM catalog, do the following:
- Supply a JOBCAT or STEPCAT DD statement for the catalog or supply the master password of the VSAM catalog on the command or via operator prompting. Rerun the command.
- Problem Determination:* Table I, items 1, 2, 3, 4, 13, 25b, and 29.

#### IDC2374I CLOSE ABEND EXIT [dsn | VTOC]

*Explanation:* The CLOSE macro encountered an error that resulted in the CLOSE DCB ABEND exit being entered. This error prevented the closing of the DCB and stopped further I/O processing. The specified data set (dsn) or VTOC was being closed.  
*System Action:* The command continues processing.  
*Programmer Response:* Examine the write-to-programmer message issued by the CLOSE macro for the specific error. Correct the problem and rerun the command if the function was not performed.  
*Problem Determination:* Table I, items 1, 2, 3, 4, 13, and 29.

#### IDC2375I \*\* I/O ERROR [dsn | VOLUME LABEL | VTOC]

*Explanation:* SYNAD error occurred during EXCP I/O processing for either data set (dsn) the volume label, or the VTOC. Refer to the preceding message for the cause.  
*System Action:* Processing of the command terminates.  
*Programmer Response:* Refer to the first message, correct any problems, and rerun the command.  
*Programmer Determination:* Table I, items 1, 2, 3, 4, 13, and 29.

#### IDC2381I VOLUME WITH SERIAL volser ALREADY MOUNTED IN SYSTEM

*Explanation:* After mounting mass storage volume (volser) the UCB cannot be posted because it causes a duplication of volume label within the system.  
*System Action:* Demounts the mass storage volume. The command terminates normally.  
*Programmer Response:* Rerun the command after the volume with the same serial number is demounted.  
*Problem Determination:* Table I, items 1, 2, 3, 4, 13, and 29.

#### IDC2386I UNIT ASSIGNED TO ddname COULD NOT BE READING FOR MOUNTING

*Explanation:* The unit assigned by the DD statement (ddname) cannot be used to mount needed volumes, because a previous volume cannot be demounted.  
*System Action:* The command terminates normally.  
*Programmer Response:* Rerun the command. Specify the correct volume serial on the DD statement. If the same unit is assigned to the DD statement and the same error occurs, rerun the command after the operator varies the unusable unit offline.  
*Problem Determination:* Table I, items 1, 2, 3, 4, 13, and 29.

#### IDC2387I \*\* VOLUME volser COULD NOT BE MOUNTED

*Explanation:* The mount of the specified volume (volser) is unsuccessful. A preceding message gives the explanation for this error.  
*System Action:* The command terminates normally.  
*Programmer Response:* Examine preceding message, correct the problem, and rerun the command.  
*Problem Determination:* Table I, items 1, 2, 3, 4, 13, and 29.

#### IDC2388I \*\* VOLUME volser COULD NOT BE DEMOUNTED

*Explanation:* The demount of the specified volume (volser) is unsuccessful. A preceding message gives the explanation for this error.

#### System Action:

The command terminates normally.  
*Programmer Response:* Examine preceding message, correct the problem, and rerun the command.  
*Problem Determination:* Table I, items 1, 2, 3, 4, 13, and 29.

#### IDC2389I \*\* DESTAGE OF DATA ON VOLUME volser NOT SUCCESSFUL

*Explanation:* The destaging of the specified volume (volser) is unsuccessful after a successful demount. A preceding message explains the reason for the error.  
*System Action:* The command cannot perform the next function because all destaging is not complete.  
*Programmer Action:* Examine preceding message, correct the problem, and rerun the command. The cartridge of the volume may need to be replaced via the REPLACEC command.  
*Problem Determination:* Table I, items 1, 2, 3, 4, 13, and 29.

#### IDC2390I VOLUME volser COULD NOT BE ENQUEUED FOR EXCLUSIVE USE

*Explanation:* The enqueue of the specified volume (volser) for exclusive use cannot be done because the volume serial is enqueued for shared use.  
*System Action:* The command terminates normally.  
*Programmer Response:* Rerun the command after the volume is not being used by any other job. Be sure to specify the volume serial on the DD statement.  
*Problem Determination:* Table I, items 1, 2, 3, 4, 13, and 29.

#### IDC2391I UNABLE TO ESTABLISH E/STAE ENVIRONMENT - RETURN CODE x'nn'

*Explanation:* The STAE or ESTAE macro returned a non-zero return code that prevented recovery protection in case of an abnormal termination of the command. STAE was issued in VS1; ESTAE in VS2. The primary reason is insufficient storage to build control blocks.  
*System Action:* Function did not continue.  
*Programmer Response:* Examine the return code, correct the problem, and rerun the job.  
*Problem Determination:* Table I, items 1, 2, 3, 4, 13, and 29.

#### IDC2399I CATALOG ENTRY FOR DATA SET INDICATES DIFFERENT VOLUME

*Explanation:* The ULOCATE function, after locating the data set name in the catalog, determined that the data set resides on a different volume than the catalog indicates, or else a duplicate data set name exists.  
*System Action:* Processing continues with the next data set on the volume.  
*Programmer Response:* Uncatalog the data set if necessary, and recatalog it with the correct volume serial number.

*Problem Determination:* Table I, items 1, 2, 3, 4, 13, 29, and 34.

#### **IDC2400I MSS REASON CODE IS x'nnnn'**

*Explanation:* The Mass Storage System Communicator reason code returned as a result of a Mass Storage System Communicator request. The reason code is "nnnn". See the publication, "OS/VS Message Library: Mass Storage System (MSS) Messages", GC38-1000, for an explanation of the reason code.

*System Action:* The function was not performed. The command terminates normally or attempts to continue.

*Programmer Response:* See the publication "OS/VS Message Library: Mass Storage System (MSS) Messages", GC38-1000, for the response to the reason code.

#### **IDC2401I MSS POST CODE IS X'nn'**

*Explanation:* The Mass Storage System Communicator completion code posted in the Event Control Block was "nn". "nn" = 71 means the request was unsuccessful. "nn" = 7E means the request was successful, but the staging pack needs alternate tracks assigned by the utility programs IEHDASDR or IEHATLAS.

*System Action:* The function was not performed. The command terminates normally or attempts to continue.

*Programmer Response:* Follow the appropriate action which depends on which POST code is issued.

If the post code was 71, ask the operator if the problem that occurred while your job was running has been fixed. When it has, rerun your job.

If the post code was 7E, notify your system programmer that IEHDASDR should be run the assign alternate tracks to the staging pack.

*Problem Determination:* Table I, items 1, 3, 4, 13, 29, and 30.

#### **IDC2402I VOLUME REQUESTED IS NOT AN ACTIVE VOLUME**

*Explanation:* The requested mass storage volume is not in the Mass Storage Control's Volume Inventory Table. The user is requesting the wrong volume or the volume is inactive. The Mass Storage System Communicator reason code is X'07'. See the publication "OS/VS Message Library: Mass Storage System (MSS) Messages", GC38-1000 for more information about the reason code.

*System Action:* The command terminates normally.

*Programmer Response:* Make the mass storage volume available by either:

- Defining the Mass Storage Volume with the CREATEV command.
- Activating the Mass Storage Volume with the ADDV command,
- Inserting and activating the Mass Storage Volume. If the volume serial number was erroneously specified, change the serial number. Resubmit the command.

*Problem Determination:* Table I, items 3, 4, 13, 14, 29, 30, 35a, and 35c.

#### **IDC2403I WORK FILE MUST SPECIFY UNIT IN SDG 0**

*Explanation:* The Mass Storage Volume specified for the work data set, which is used to copy the Mass Storage Control tables to, is not mounted on a unit in staging drive group 0. The volume must be mounted on the same group as the Mass Storage Control tables volume. The Mass Storage System Communicator reason code is X'1E'. See the publication "OS/VS Message Library: Mass Storage System (MSS) Messages", GC38-1000 for more information about the reason code.

*System Action:* The command terminates normally.

*Programmer Response:* Specify a unit in staging drive group 0 on the DD statement, even though the work data set may be cataloged. You can use the esoteric name SDG00 created by the Mass Storage Control Table Create program in the UNIT parameter of the DD statement, and then rerun the command.

*Problem Determination:* Table I, items 3, 4, 13, 29, and 30.

#### **IDC2404I VOLUME REQUESTED IS MOUNTED**

*Explanation:* The requested Mass Storage Volume is mounted and cannot be accessed for the requested function. The volume may have been mounted on another operating system when the command was run. The Mass Storage System Communicator reason code is X'22'. See the publication "OS/VS Message Library: Mass Storage System (MSS) Messages", GC38-1000 for more information about the reason code.

*System Action:* The command terminates normally.

*Programmer Response:* Ensure that you do not have any DD statements for the volume in the job step if the DD statement is not required by the command. If you do have a DD statement for the volume, specify the name of the DD statement in the FILE parameter of the command so the command can demount the volume. Be sure to rerun the command when no other operating system which has shared access has the volume mounted.

*Problem Determination:* Table I, items 3, 4, 13, 30, and 35a.

#### **IDC2405I SPECIFIED CARTRIDGE SERIAL NOT FOUND IN APPROPRIATE MSC TABLE**

*Explanation:* The cartridge serial number was not found in a Mass Storage Control table. If the cartridge is supposed to be a scratch cartridge, the cartridge serial number was not found in the Mass Storage Control's Scratch Cartridge List for the Mass Storage Facility specified in the MSF parameter of the command. If the cartridge was for an inactive volume, the cartridge serial number was not found in the Mass Storage Control's Transient Volume Table. The Mass Storage System Communicator reason code is X'23'. See the publication "OS/VS Message Library: Mass Storage System (MSS) Messages", GC38-1000 for more information about the reason code.

*System Action:* The command terminates normally.

*Programmer Response:* Correct the cartridge serial number parameter and rerun the command. If running the CREATEV or COPYV command, make sure the cartridge is a scratch cartridge in the Mass Storage Facility specified in the MSF parameter. You can get a listing of the scratch cartridges available with the LISTMSF command. If you are running the EJECTV command, make sure the cartridge serial number specified is for the volume you want to eject. You can get a listing of the volume and its cartridge serial numbers using the LISTMSVI command. If you are ejecting a volume for which there is no record in the Inventory data set, be sure you have specified the cartridge serial number of the first cartridge of the volume. You can get a listing of the cartridge serial numbers using the LISTMSF command. If you are running the REPLACEC command, make sure the scratch cartridge specified in the CARTRIDGE parameter is a scratch cartridge in the same Mass Storage Facility as the volume.

*Problem Determination:* Table I, items 3, 4, 13, 29, 30, 35a, 35b, and 35c.

#### **IDC2406I NO SCRATCH CARTRIDGES AVAILABLE IN THE MSF**

*Explanation:* No scratch cartridges remain in the Mass Storage Facility specified in the MSF parameter. In the case of the

REPLACEC command, no scratch cartridges remain in the Mass Storage Facility that contains the volume. The Mass Storage System Communicator reason code is X'24'. See the publication "OS/VS Message Library: Mass Storage System (MSS) Messages", GC38-1000 for more information about the reason code.

*System Action:* The command terminates normally.

*Programmer Response:* Provide more scratch cartridges either by scratching Mass Storage Volumes, or by entering new cartridges through the cartridge access station. Ensure that the correct Mass Storage Facility is specified in the MSF parameter. Rerun the command.

*Problem Determination:* Table I, items 3, 4, 13, 14, 29, 30, 35a, and 35b.

#### **IDC2407I SEQUENCE ONE CARTRIDGE NOT IN MSF**

*Explanation:* The first cartridge of the requested mass storage volume is not in the Mass Storage Facility. The Mass Storage System Communicator reason code is X'26'. See the publication "OS/VS Message Library: Mass Storage System (MSS) Messages", GC38-1000 for more information about the reason code.

*System Action:* The command terminates normally.

*Programmer Response:* Insert the missing Mass Storage Volume cartridge and rerun the command.

*Problem Determination:* Table I, items 3, 4, 13, 14, 29, 30, 35a, and 35c.

#### **IDC2408I SEQUENCE TWO CARTRIDGE NOT IN MSF**

*Explanation:* The second cartridge of the requested mass storage volume is not in the Mass Storage Facility. The Mass Storage System Communicator reason code is X'2A'. See the publication "OS/VS Message Library: Mass Storage System (MSS) Messages", GC38-1000 for more information about the reason code.

*System Action:* The command terminates normally.

*Programmer Response:* Insert the missing Mass Storage Volume cartridge and rerun the command.

*Problem Determination:* Table I, items 3, 4, 13, 14, 29, 30, 35a, and 35c.

#### **IDC2409I VOLUME SPECIFIED IS CURRENTLY BEING DESTAGED**

*Explanation:* Destaging as a result of a demount for the specified Mass Storage Volume is in progress. This situation occurs if the volume was mounted by another operating system at the time the job was run. The Mass Storage System Communicator reason code is X'2B'. See the publication "OS/VS Message Library: Mass Storage System (MSS) Messages", GC38-1000 for more information about the reason code.

*System Action:* The command terminates normally.

*Programmer Response:* Rerun the job when the mass storage volume becomes available.

*Problem Determination:* Table I, items 3, 4, 13, 29, 30, and 35a.

#### **IDC2410I NOT ENOUGH SPACE IN WORK DATA SET TO COPY TABLES**

*Explanation:* There was insufficient space to perform the copy of the Mass Storage Control tables. The Mass Storage System Communicator reason code is X'49'. See the publication "OS/VS Message Library: Mass Storage System (MSS) Messages", GC38-1000 for more information about the reason code.

*System Action:* The command terminates normally.

*Programmer Response:* If you are running the LISTMSF command, ensure that the work data set contains 40 contiguous cylinders in the first extent. If you are running the TRACE command, ensure that the work data set contains 16 contiguous cylinders in the first extent whether you are dumping one or both trace areas.

*Problem Determination:* Table I, items 3, 4, 13, 14, 25a, 29, and 30.

#### **IDC2411I ERROR EJECTING SEQUENCE TWO CARTRIDGE**

*Explanation:* Only the first cartridge of the volume has been ejected. The second cartridge was not ejected due to an equipment error. In most cases, sense data for the equipment error has already been reported in previous sense data. The Mass Storage System Communicator reason code is X'4C'. See the publication "OS/VS Message Library: Mass Storage System (MSS) Messages", GC38-1000 for more information about the reason code.

*System Action:* The job completes normally.

*Programmer Response:* Rerun the job once because the problem may be temporary and also to ensure that sense data is recorded.

*Problem Determination:* Table I, items 3, 4, 13, 30, and 35a.

#### **IDC2414I STAGING DRIVE GROUP SPECIFIED IS INVALID**

*Explanation:* An invalid staging drive group was specified on the command. The Mass Storage System Communicator reason code is X'B5'. See the publication "OS/VS Message Library: Mass Storage System (MSS) Messages", GC38-1000 for more information about the reason code.

*System Action:* The command terminates normally.

*Programmer Response:* Specify a valid staging drive group number. The staging drive group number must have been defined by the Mass Storage Control Table Create program. Rerun the command.

*Problem Determination:* Table I, items 3, 4, 13, 29, and 30.

#### **IDC2415I VOLUME REQUESTED IS NOT AN ACTIVE VOLUME**

*Explanation:* The requested volume was not found on the Mass Storage Control's Volume Inventory Table. The incorrect volume has been specified or the volume is not an active volume. The Mass Storage System Communicator reason code is X'C4'. See the publication "OS/VS Message Library: Mass Storage System (MSS) Messages", GC38-1000 for more information about the reason code.

*System Action:* The command terminates normally.

*Programmer Response:* Make sure the volume serial number is specified correctly. Activate the volume if it is inactive via the ADDV command, inserting the cartridges of the volume into the Mass Storage Facility first if necessary.

*Problem Determination:* Table I, items 3, 4, 13, 14, 29, 30, 35a, and 35c.

#### **IDC2416I NEW SERIAL ALREADY ASSIGNED TO ANOTHER VOLUME**

*Explanation:* The new volume serial specified on the command already assigned to another volume recorded in the Inventory data set. The Mass Storage System Communicator reason code is X'204'. See the publication "OS/VS Message Library: Mass Storage System (MSS) Messages", GC38-1000 for more information about the reason code.

*System Action:* The command terminates normally. If the volume serial has already been changed in the volume label, the command attempts to restore the original volume serial.

*Programmer Response:* If you are executing the STOREV command, you can use the desired new serial if you specify

the EJECT and NORECORD parameters. Otherwise, you must select a new volume serial or in some way remove the volume that currently has that volume serial from the Inventory data set, either by scratching the volume, by ejecting it and removing its record, or by renaming it.

*Problem Determination:* Table I, items 1, 3, 4, 13, 29, 35a, and 35c.

#### IDC2417I RECORD NOT FOUND IN INVENTORY

*Explanation:* A required record could not be found in the Inventory data set. The Mass Storage System Communicator reason code is X'208'. See the publication "OS/VS Message Library: Mass Storage System (MSS) Messages", GC38-1000 for more information about the reason code.

*System Action:* The command either terminates normally or attempts to continue.

*Programmer Response:* Ensure that the volume serial number and the cartridge serial number (if specified) are correct. Ensure that the group name is correct. Ensure that the copy date is correct. Rerun the command. If the volume was entered while the Mass Storage Volume Control portion of the Mass Storage System Communicator was disabled, there is no eject for the volume. You must use the EJECTV command to eject the volume, then reenter the volume while the Mass Storage Volume Control portion of the Mass Storage System Communicator is enabled. If everything has been correctly specified and the volume was not entered while the Mass Storage Volume Control portion of the Mass Storage System Communicator was disabled, contact your programming support group because the Inventory may need to be restored from the backup copy and the Journal data set.

*Problem Determination:* Table I, items 1, 2, 3, 4, 13, 29, 35a, and 35c.

#### IDC2418I GROUP NAME OR NEW SERIAL ALREADY EXISTS IN INVENTORY

*Explanation:* A new record was requested to be written in the Inventory data set; however, a record with that key already exists. This situation occurs if the group name or new volume serial specified on the command already exists in the Inventory data set. The Mass Storage System Communicator reason code is X'20A'. See the publication "OS/VS Message Library: Mass Storage System (MSS) Messages", GC38-1000 for more information about the reason code.

*System Action:* The command continues processing.

*Programmer Response:* Make sure the group name or volume serial to be assigned is not already recorded in the Inventory. Specify a unique group name or volume serial and rerun the command.

*Problem Determination:* Table I, items 1, 2, 3, 4, 13, 29, 35a, and 35c.

#### IDC2419I RECORD PARAMETER CANNOT BE SPECIFIED FOR DUPLICATE VOLUME

*Explanation:* The volume being ejected is a duplicate volume. Retaining a record for a duplicate volume in the Inventory data set is not allowed; therefore, the RECORD parameter cannot be specified. The Mass Storage System Communicator reason code is X'20E'. See the publication "OS/VS Message Library: Mass Storage System (MSS) Messages", GC38-1000 for more information about the reason code.

*System Action:* The volume is not ejected.

*Programmer Response:* Do not specify the RECORD parameter. Rerun the command.

*Problem Determination:* Table I, items 1, 2, 3, 4, 13, 29, 35a, and 35c.

#### IDC2420I RECORD PARAMETER MUST BE SPECIFIED FOR BASE VOLUME WITH COPIES

*Explanation:* The volume being ejected is a base volume which has copies recorded in the Inventory data set. The base record must be retained in the Inventory data set if copy records exist; therefore, the NORECORD parameter is not allowed.

*System Action:* The volume is not ejected.

*Programmer Response:* The programmer should do one of the following:

- Scratch the copies (with the SCRATCHV command).
- Eject the copies and remove their records (with the EJECTV command).
- Remove the copy records if the copies are ejected already (with the REMOVEVR command); then rerun the command to eject the base volume and then its record can be removed. If you want to retain the copy records, rerun the command to eject the base volume but do not specify the NORECORD parameter.

*Problem Determination:* Table I, items 1, 2, 3, 4, 13, 14, 29, 35a, and 35c.

#### IDC2421I VOLULE HAS COPIES RECORDED IN INVENTORY

*Explanation:* The Inventory record for the volume whose record is to be removed indicates that copy records still exist for the volume; therefore the volume record cannot be removed. The Mass Storage System Communicator reason code is X'218'. See the publication "OS/VS Message Library: Mass Storage System (MSS) Messages", GC38-1000 for more information about the reason code.

*System Action:* The volume record is not removed.

*Programmer Response:* If the copies are still in the Mass Storage Facility, scratch them or eject them. Then rerun the REMOVEVR command with the ALL parameter to remove the records for all the copies as well as the record for the base volume.

*Problem Determination:* Table I, items 1, 3, 4, 13, 14, 29, 35a, and 35c.

#### IDC2422I CARTRIDGES STILL IN MSF

*Explanation:* The record in the Inventory data set for the base volume or copy being ejected indicates that one or more cartridges of the volume are still in the Mass Storage Facility; therefore, the record cannot be removed. The Mass Storage System Communicator reason code is X'21A'. See the publication "OS/VS Message Library: Mass Storage System (MSS) Messages", GC38-1000 for more information about the reason code.

*System Action:* The record is not removed from the Inventory; the command continues processing.

*Programmer Response:* Run the EJECTV command to eject the volume specifying the NORECORD parameter.

*Problem Determination:* Table I, items 1, 2, 3, 4, 13, 14, 29, 35a, and 35c.

#### IDC2423I GROUP RECORD NOT FOUND IN INVENTORY

*Explanation:* The Mass Storage System Communicator reason code is X'205'. See the publication "OS/VS Message Library: Mass Storage System (MSS) Messages", GC38-1000, for more information about the reason code. The group specified on the command does not exist in the Mass Storage Volume Control Inventory data set.

*System Action:* The command terminates normally.

*Programmer Response:* Correct the group name on the command or use the CREATEG command to create the group. Rerun the command.

*Problem Determination:* Table I, items 1, 3, 4, 13, 29, and 35c.

#### **IDC2424I GROUP RECORD NOT SCRATCHED BECAUSE VOLUMES ASSIGNED TO IT**

*Explanation:* The group record in the Inventory data set indicates volumes are still assigned to the group; therefore, the group cannot be scratched. The Mass Storage System Communicator reason code is X'21C'. See the publication "OS/VS Message Library: Mass Storage System (MSS) Messages", GC38-1000 for more information about the reason code.

*System Action:* The command terminates normally.

*Programmer Response:* Remove the volumes from the group and then rerun the command. Either scratch the volumes, eject them with the NORECORD parameter, remove their records if they are already ejected, or modify the volumes so they no longer belong to the group.

*Problem Determination:* Table I, items 1, 3, 4, 13, 14, 29, 35a, and 35c.

#### **IDC2425I CARTRIDGE IS ASSIGNED TO A DIFFERENT VOLUME**

*Explanation:* The cartridge serial number specified on the command was found in the Inventory data set, but the cartridge serial number is assigned to a volume that has a different volume serial number than that specified on the command. The Mass Storage System Communicator reason code is X'21D'. See the publication "OS/VS Message Library: Mass Storage System (MSS) Messages", GC38-1000 for more information about the reason code.

*System Action:* The command terminates normally.

*Programmer Response:* Specify the correct volume serial and cartridge serial numbers and rerun the command. If the correct volume and cartridge serial numbers have been specified, contact the programming support group because the Inventory data set may need to be restored from a backup copy and the Journal data set.

*Problem Determination:* Table I, items 1, 2, 3, 4, 13, 29, 35a, and 35c.

#### **IDC2426I GROUP NAME CONTAINS SPECIAL CHARACTERS**

*Explanation:* The group name specified on command contains invalid characters; only alphameric and national characters are allowed in a group name. The Mass Storage System Communicator reason code is X'225'. See the publication "OS/VS Message Library: Mass Storage System (MSS) Messages", GC38-1000 for more information about the reason code.

*System Action:* The group is not created.

*Programmer Response:* Correct the group name and rerun the command.

*Problem Determination:* Table I, items 1, 3, 4, 13, 29, and 35c.

#### **IDC2427I SYSGROUP MUST NOT BE SCRATCHED**

*Explanation:* A request was made to scratch SYSGROUP. You are not allowed to scratch SYSGROUP. The Mass Storage System Communicator reason code is X'226'. See the publication "OS/VS Message Library: Mass Storage System (MSS) Messages", GC38-1000 for more information about the reason code.

*System Action:* SYSGROUP is not scratched.

*Programmer Response:* None.

*Problem Determination:* Table I, items 1, 3, 4, 13, 29, and 35c.

#### **IDC2428I GROUP LACKS RETPD OR VOLUME IS NOT GENERAL - TO/FOR INVALID**

*Explanation:* The TO or FOR parameter was specified on the command but the volume was either:

- Not a general-use volume.
- The group the volume is assigned to or is being assigned to does not have a retention period.

The Mass Storage System Communicator reason code is X'227'. See the publication "OS/VS Message Library: Mass Storage System (MSS) Messages", GC38-1000 for more information about the reason code.

*System Action:* The command terminates normally. No modification is performed.

*Programmer Response:* Make sure you have specified the correct volume serial number and group name. Do not specify an expiration data for the volume unless it is an active, general-use volume assigned to a group that has a retention period.

*Problem Determination:* Table I, items 1, 3, 4, 13, 29, 35a, and 35c.

#### **IDC2429I ATTRIBUTES DO NOT AGREE WITH GROUP ATTRIBUTES**

*Explanation:* The attributes (bind/nobind, exclusive/shared, dasderase/nodasderase, readonly/readwrite) specified for the volume do not agree with those specified in the group record. Since the volume is a general-use volume in the group or is being made a general-use volume in the group, the attributes of the volume must be the same as those for the group. The Mass Storage System Communicator reason code is X'228'. See the publication "OS/VS Message Library: Mass Storage System (MSS) Messages", GC38-1000 for more information about the reason code.

*System Action:* The command terminates normally.

*Programmer Response:* Make sure that the attributes you specify on the command for the volume are the same as the attributes specified in the group record, or do not specify any attributes at all on the command and the command will assign the appropriate attributes. If you have not specified any conflicting attributes on the command, ensure that you were not modifying the group attributes at the same time you were running the command.

*Problem Determination:* Table I, items 1, 3, 4, 13, 19, 35a, and 35c.

#### **IDC2431I RECORD PARAMETER CANNOT BE SPECIFIED - NO INVENTORY RECORD**

*Explanation:* There is no record in the Inventory data set for the volume being ejected; therefore the RECORD parameter cannot be specified. The Mass Storage System Communicator reason code is X'235'. See the publication "OS/VS Message Library: Mass Storage System (MSS) Messages", GC38-1000 for more information about the reason code.

*System Action:* The command terminates normally. The volume was not ejected.

*Programmer Response:* Make sure that the correct volume serial and cartridge serial numbers are specified. If the volume was manually entered in the Mass Storage Facility while the Mass Storage Volume Control portion of the Mass Storage System Communicator was disabled, there is no record in the Inventory data set. Rerun the command and do not specify the RECORD parameter. If there should be a record in the Inventory data set, contact the programming support group. The Inventory may need to be restored from the backup copy and the Journal data set.

*Problem Determination:* Table I, items 1, 2, 3, 4, 13, 29, 35a, and 35c.

**IDC2432I VOLUME ENTERED WHILE MSVC DISABLED -  
RECORD NOT COMPLETE**

*Explanation:* The Inventory record for the volume indicates the volume was entered into the Mass Storage Facility when the Mass Storage Volume Control portion of the Mass Storage System Communicator was disabled. The library identification fields are still null. The volume cannot be activated because of the incomplete record. The Mass Storage System Communicator reason code is X'236'. See the publication "OS/VS Message Library: Mass Storage System (MSS) Messages", GC38-1000 for more information about the reason code.

*System Action:* The command terminates normally.  
*Programmer Response:* Eject the volume, then reenter it while the Inventory Control portion of the Mass Storage System Communicator is enabled. Rerun the command.  
*Problem Determination:* Table I, items 1, 3, 4, 13, 14, 29, 35a, and 35c.

**IDC2433I CARTRIDGES NO LONGER ASSIGNED TO SPECIFIED  
VOLUME**

*Explanation:* The volume record for the requested volume indicates the cartridges have been reassigned to a different volume. This situation occurs when a volume is ejected with the RECORD parameter, used in a different Mass Storage System, and then reinstated into the original Mass Storage System with at least one cartridge serial number that is the same but with a different volume serial number. The Mass Storage System Communicator reason code is X'237'. See the publication "OS/VS Message Library: Mass Storage System (MSS) Messages", GC38-1000 for more information about the reason code.

*System Action:* The command terminates normally.  
*Programmer Response:* Remove any copy volume records for the requested volume from the Inventory data set by scratching the copies or by ejecting the copies. Remove the base volume record and all copy records for the requested volume. Make sure you have specified the correct volume serial number and rerun the command.  
*Problem Determination:* Table I, items 1, 2, 3, 4, 13, 14, 29, 35a, and 35c.

**IDC2434I COPIES RECORDED IN INVENTORY - NEW SERIAL  
NOT ALLOWED**

*Explanation:* The volume being renamed has copies recorded in the Inventory data set. Because the serial number of a copy cannot be changed, you are not allowed to change the serial number of the base volume. The Mass Storage System Communicator reason code is X'238'. See the publication "OS/VS Message Library: Mass Storage System (MSS) Messages", GC38-1000 for more information about the reason code.

*System Action:* The command terminates normally. If the volume serial has already been changed in the volume label, the command attempts to restore the original volume serial.  
*Programmer Response:* Before renaming the volume, scratch the existing copies or else eject them with the NORECORD parameter. However, note that when the copies are reinstated, they will no longer be considered copies.  
*Problem Determination:* Table I, items 1, 3, 4, 13, 29, 35a, and 35c.

**IDC2533I MEMBER CANNOT BE SPECIFIED WITH A GENERIC  
NAME**

*Explanation:* A generic entry name was given followed by a

member name in parentheses, which is not an allowable combination.

*System Action:* Processing continues.

*Programmer Response:* Remove the \* indicating a generic entry name or remove the member name to achieve the desired alteration.

**IDC2552I ENTRY TYPE IS INVALID FOR DELETE**

*Explanation:* The types of entries that can be deleted are cluster, user catalog, master catalog, non-VSAM, space; alias, GDG base, path and alternate index.

*System Action:* The entry is not deleted. The rest of the entries are deleted if possible.

*Programmer Response:* If the user thinks the entry is one of these types, he should list that entry with LISTCAT to check the type field.

*Problem Determination:* Table I, items 3, 4, 29.

**IDC2553I ERASE OPTION IS INVALID FOR ENTRY TYPE**

*Explanation:* Only VSAM clusters and alternate indexes can be erased.

*System Action:* The entry is not deleted. The remaining VSAM entries, if any, are deleted.

*Programmer Response:* Resubmit the request without the ERASE parameter.

*Problem Determination:* Table I, items 1, 2, 3, 4, 29.

**IDC2554I DYNAMIC ALLOCATION FAILED OR FILE WAS NOT  
CODED WITH SCRATCH**

*Explanation:* Dynamic allocation failed. Preceding messages (IDC3903I and IDC3905I) indicate the reason for the failure.

*System Action:* Processing is terminated for this entry.

*Programmer Response:* Refer to the dynamic allocation error messages or supply a FILE parameter.

*Problem Determination:* Table I, items 1, 3, 4, 5, 29.

**IDC2557I SCRATCH NOT AVAILABLE FOR TYPE OF OBJECT  
TO BE DELETED**

*Explanation:* The SCRATCH option is invalid for the entry type being deleted. SCRATCH is invalid for a VSAM master catalog, user catalog, path, alias, and GDG base.

*System Action:* Processing for the entry is terminated.

*Programmer Response:* Ensure that SCRATCH is valid for all entries specified, or do not use the SCRATCH option.

**IDC2559I MEMBER CANNOT BE SPECIFIED WITH A GENERIC  
NAME**

*Explanation:* The generic name used is followed by a member name enclosed in parentheses. This combination is invalid.

*System Action:* Processing for this entry is terminated.

*Programmer Response:* Remove the \* which indicates a generic entry name or remove the member name.

*Problem Determination:* Table I, items 1, 3, 4, 29.

**IDC2563I ALLOCATION/VOLUME PARAMETER IS INVALID FOR  
ENTRY TYPE(S)**

*Explanation:* A LISTCAT command request for allocation or volume information conflicts with the desired entries or types of entries.

*System Action:* The LISTCAT command attempts recovery to list that part of the request that does not conflict.

*Programmer Response:* Rerun the job with LISTCAT parameters that are compatible with the fields specification.

*Problem Determination:* Table I, items 3, 4, 29.

**IDC2616I PATH dsn WAS NOT SUCCESSFULLY IMPORTED**

*Explanation:* IMPORT was not able to successfully define path dsn over the object being imported. The most likely cause is a duplicate object name already in the catalog.

*System Action:* Processing continues, attempting to define any remaining paths whose catalog information is stored on the portable data set.

*Programmer Response:* Determine if the paths whose defines failed already exist in the catalog. If so, delete and redefine them.

*Problem Determination:* Table I, items 3, 4, 26b, 34a.

**IDC2618I INVALID OBJECTS SUBPARAMETER FOR PATH dsn**

*Explanation:* An OBJECTS subparameter other than NEWNAME or FILE was specified for path object dsn.

*System Action:* IMPORT processing continues, attempting to define any remaining paths from the portable data set.

*Programmer Response:* Probable user error. Correct the OBJECTS parameter and resubmit the job.

*Problem Determination:* Table I, items 3, 4, 26b.

**IDC2620I OBJECT TYPE NOT SUPPORTED FOR OBJECT dsn**

*Explanation:* The object named was not of a type that could be defined in the operating system (for example, an OS/VS2 generation data group in an OS/VS1 system). In VS2 this indicates a system error.

*System Action:* Processing is continued with the next object on the portable data set.

*Programmer Response:* Do the problem determination action.

*Problem Determination:* Table I, items 2, 3, 4, and 29.

**IDC2621I IMPORTRA FAILED FOR dsn**

*Explanation:* The object named could not be imported.

*System Action:* Processing is continued with the next object on the portable data set.

*Programmer Response:* Determine the cause of the failure by examining previous messages on the SYSPRINT output, correct the problem, and rerun the job.

**IDC2630I DUPLICATE DATA SET NAME IN VSAM CATALOG**

*Explanation:* A duplicate data set name was found in the VSAM catalog while attempting to convert an OS catalog entry.

*System Action:* An associated message identifies the entry not converted.

*Programmer Response:* The duplicate name must be resolved.

*Problem Determination:* Table I, items 1, 3, 4, 29.

**IDC2640I dsn NOT AN AIX**

*Explanation:* The data set identified by dsn is not an alternate index or a path over an alternate index. The data set name was specified in (1) job control identified via the OUTFILE dname subparameter or (2) the OUTDATASET dsname subparameter. The OUTFILE data set must be a defined alternate index or a path over the alternate index.

*System Action:* Processing is terminated for this OUTFILE or OUTDATASET subparameter. However, processing continues with any other subparameters specified in the OUTFILE or OUTDATASET parameter.

*Programmer Response:* The data set name in the job control identified via the OUTFILE dname subparameter or the data set name specified in the OUTDATASET subparameter must be corrected to be that of a defined alternate index or a path over an alternate index. Then resubmit the job.

*Problem Determination:* Table I, items 2, 3, 4, 29, 34b.

**IDC2642I dsn NOT RELATED TO BASE**

*Explanation:* The data set identified by dsn is an alternate index or a path over an alternate index, but the alternate index is not related to the base cluster identified via the INFILE or INDATASET parameter. All alternate indexes identified via the OUTFILE or OUTDATASET parameter of the BLDINDEX command must have been defined as being related to the base cluster identified via the INFILE or INDATASET parameter. This relationship is established via the RELATE parameter in the DEFINE ALTERNATEINDEX command.

*System Action:* Processing is terminated for this alternate index. However, processing continues for any other alternate indexes identified via the OUTFILE or OUTDATASET parameter.

*Programmer Response:* Either the alternate index identified via the OUTFILE or OUTDATASET parameter or the base cluster identified via the INFILE or INDATASET parameter must be corrected so that the proper relationship exists. If the alternate index was defined improperly, it must be deleted and redefined with the proper relationship specified in the RELATE parameter. Then resubmit the job.

*Problem Determination:* Table I, items 2, 3, 4, 29, 34b.

**IDC2647I INSUFFICIENT STORAGE TO OBTAIN BUFFERS AND WORKAREAS**

*Explanation:* BLDINDEX encountered a failure when attempting to obtain storage for buffers, workareas and a minimum sort area. (see OS/VS2 Access Method Services for a discussion of virtual storage considerations in BLDINDEX.) This is the amount of storage required to build one alternate index. The name of the alternate index is given in a subsequent message.

*System Action:* Processing is terminated for this alternate index. However, BLDINDEX attempts to process any other alternate indexes identified via the OUTFILE or OUTDATASET parameter.

*Programmer Response:* Increase the virtual storage region size and resubmit the job.

*Problem Determination:* Table I, items 2, 3, 4, 29.

**IDC2648I JOB CONTROL CARDS FOR EXTERNAL SORT MISSING OR IN ERROR**

*Explanation:* If this message occurs by itself, the user specified the EXTERNALSORT parameter, but did not provide the proper job control for the sort work files. (See OS/VS2 Access Method Services for a discussion of the requirements for sort work file job control.) If this message is preceded by IDC2649I or IDC2650I, BLDINDEX was not able to complete an internal sort and proper job control for the external sort work files was not supplied. The alternate index being built is named in a subsequent message.

*System Action:* Processing is terminated for this alternate index. However, BLDINDEX attempts to process any other alternate indexes specified via the OUTFILE or OUTDATASET parameter.

*Programmer Response:* Correct the external sort work file job control and resubmit the job. Alternatively, provide enough virtual storage so that an internal sort can be performed.

*Problem Determination:* Table I, items 2, 3, 4, 29.

**IDC2649I INSUFFICIENT STORAGE TO PERFORM INTERNAL SORT**

*Explanation:* Although BLDINDEX was able to obtain a minimum amount of virtual storage to start the sort, it was less than the amount calculated to be required for the entire sort (based on the number of records in the base cluster statistic stored in the VSAM Catalog entry for the base cluster). Under these circumstances, BLDINDEX attempts to prepare for an



external sort. This message is issued only when proper job control for the external sort work files was not supplied.  
*System Action:* Processing is terminated for this alternate index. However, BLDINDEX attempts to process any other alternate indexes specified via the OUTFILE or OUTDATASET parameter.

*Programmer Response:* Correct the external sort work file job control and resubmit the job. Alternatively, provide enough virtual storage so that an internal sort can be performed.

*Problem Determination:* Table I, items 2, 3, 4, 29.

#### IDC2650I INSUFFICIENT STORAGE TO FINISH INTERNAL SORT

*Explanation:* During initialization, BLDINDEX calculates the amount of storage required for an internal sort. This calculation is based on the number of records in the base cluster statistic stored in the VSAM Catalog entry for the base cluster. In the case of this message, BLDINDEX was able to obtain enough virtual storage to meet the calculated requirement. However, the statistic was erroneously low (probably due to a failure during a close of the base cluster) and the initial amount of storage obtained was exhausted. Under these circumstances, BLDINDEX must perform an external sort. This message is issued only when proper job control for the external sort work files was not supplied.  
*System Action:* Processing is terminated for this alternate index. However, BLDINDEX attempts to process any other alternate indexes specified via the OUTFILE or OUTDATASET parameter.

*Programmer Response:* Correct the sort work file job control. Alternatively, delete the alternate index, use the EXPORT command to create a portable copy of the base cluster, followed by an IMPORT command to rebuild the base cluster. This action will correct the erroneous statistic. Then redefine the alternate index. Resubmit the job.

*Problem Determination:* Table I, items 2, 3, 4, 29.

#### IDC2651I DEFINE OF SORT WORK FILES FAILED

*Explanation:* In preparing for an external sort BLDINDEX attempts to dynamically define two sort work files. However, the define was rejected by VSAM catalog management. This message is preceded by either message IDC3007I or IDC3009I giving the VSAM catalog return code. Refer to the appropriate message for an explanation of the code.

*System Action:* Processing is terminated for this alternate index. However, BLDINDEX attempts to process any other alternate indexes specified via the OUTFILE or OUTDATASET parameter.

*Programmer Response:* Correct the error as explained for the return code and resubmit the job.

*Problem Determination:* Table I, items 2, 3, 4, 29.

#### IDC2654I dsn WAS NOT BUILT

*Explanation:* A terminating error was encountered for the alternate index identified by dsn. The message containing the terminating error precedes this message.

*System Action:* Processing is terminated for this alternate index. However, BLDINDEX attempts to process any other alternate indexes identified via the OUTFILE or OUTDATASET parameter.

*Programmer Response:* Depends on the error encountered. Refer to the action described for the individual error.

*Problem Determination:* Table I, items 2, 3, 4, 29, 34b.

#### IDC2655I UNABLE TO LOCATE ATTRIBUTES OF dsn

*Explanation:* The VSAM Catalog locate function issued (by BLDINDEX) has been unable to obtain all the necessary

information regarding the entry identified by dsn. This indicates a serious catalog error since the information requested should be present for all catalog entries, namely: entry type, associated objects and AMDSB control block (for data objects).

*System Action:* If the dsn is the base cluster, BLDINDEX processing is terminated. If it is an alternate index or a path over an alternate index, processing is terminated for the alternate index; however, BLDINDEX attempts to process any other alternate indexes identified via the OUTFILE or OUTDATASET parameter.

*Programmer Response:* Do the problem determination actions.  
*Problem Determination:* Table I, items 2, 3, 4, 29, 34b.

#### IDC2656I LOCATE FAILED FOR dsn

*Explanation:* The VSAM Catalog locate function issued against the base cluster or alternate index (identified by dsn) failed. Message IDC3009I precedes this message and gives the catalog return code. Refer to that message for an explanation of the code. The dsname given in this message is that specified via the INFILE/INDATASET or OUTFILE/OUTDATASET parameter. The locate failure may have been against the named object or an object associated with the named object (for example, the alternate index itself, if the named object is a path over the alternate index).

*System Action:* If the failure is associated with the base cluster, processing is terminated for the entire BLDINDEX command. If the failure is associated with an alternate index, processing is terminated for the alternate index; however, BLDINDEX attempts to process any other alternate indexes identified via the OUTFILE or OUTDATASET parameter.

*Programmer Response:* Correct the error as explained for the return code and resubmit the job.

*Problem Determination:* Table I, items 2, 3, 4, 29.

#### IDC2660I INVALID ENTRY TYPE IN CATALOG, OBJECT BYPASSED

*Explanation:* The entry type field indicates the object being exported is not a VSAM cluster, alternate index, user catalog, nonVSAM object, or OS/VS2 generation data group.

*System Action:* Processing for the object is terminated.

*Programmer Response:* Redefine the object in error. For the object name, see the following second-level message.

*Problem Determination:* Table I, items 2, 3, 4, 29.

#### IDC2666I ENTRY NAME SPECIFIED CANNOT BE FOUND IN SPECIFIED CRA

*Explanation:* The data set named in the ENTRIES parameter of the EXPORTRA command cannot be found in the catalog recovery area (CRA) specified. See message IDC0674I for the name of that unlocated data set.

*System Action:* Processing of this object is terminated and processing of the next object begins.

*Programmer Response:* Verify the name and CRA of the data set to be exported using the LISTCRA command.

#### IDC2668I DATA SET NOT EXPORTED, VOLUME ser REQUIRED BUT NOT SUPPLIED

*Explanation:* Synchronization checking was attempted on a volume not included in the list of volumes in the CRA keyword.  
*System Action:* The VSAM entry is not processed.

*Programmer Response:* Add the volume serial number to the CRA keyword and rerun the job.

**IDC2671I WILL NOT PROCESS CRA ON VOLUME ser,  
DIFFERENT CATALOG NAME**

*Explanation:* This volume does not belong to the catalog named in the following message.

*System Action:* Processing of this volume is discontinued.

*Programmer Response:* Rerun the job with the correct catalog name.

**IDC2673I CONFLICTING JCL SPECIFICATIONS FOR DNAME  
dname**

*Explanation:* Incorrect volume information was specified in the JCL or EXPORTRA command. Either the CRA dname is missing from the job control or is misspecified in EXPORTRA, or more than a single volume is specified in the job control for a CRA.

*System Action:* Processing for this request is terminated.

*Programmer Response:* Correct the volume information in error and rerun the job.

**IDC2675I DUPLICATE NAME ENCOUNTERED, NAME ON  
VOLUME ser BYPASSED**

*Explanation:* Duplicate names were found in the catalog recovery areas (CRAs) on two different volumes.

*System Action:* The name specified in the following second-level message is skipped.

*Programmer Response:* If the copy of the data set skipped was on a volume you did not want skipped, rerun the job specifying only the desired volume and data set.

**IDC2677I \*\* DATA SET NOT EXPORTED**

*Explanation:* An error occurred or a catalog field could not be located for the object being exported.

*System Action:* Processing of the EXPORTRA command for the object is terminated.

*Programmer Response:* Determine the type of error from the preceding message, and redefine the object if necessary.

**IDC2681I \*\* VOLUME volser NOT CREATED**

*Explanation:* The volume was not created for the volume serial number specified by (volser). A preceding message explains the error.

*System Action:* The command does not attempt to create any subsequent volumes and terminates normally.

*Programmer Response:* Correct the error as indicated in the preceding message and rerun the command.

**IDC2684I \*\* VOLUME volser NOT INITIALIZED**

*Explanation:* The newly created volume (volser) was not initialized with a volume label and an empty VTOC. A preceding message explains the error.

*System Action:* The command scratches the partially created volume and then terminates processing normally.

*Programmer Response:* Correct the error as indicated in the preceding message and rerun the command requesting creation of the volumes not created.

**IDC2685I \*\* NO ATTEMPT MADE TO CREATE ADDITIONAL  
VOLUMES**

*Explanation:* An error occurred preventing the creation of all volumes requested. A preceding message explains the error.

*System Action:* The command terminates normally.

*Programmer Response:* Correct the error indicated in preceding message and rerun the command requesting creation of the volumes not created.

**IDC2687I \*\* PARTIALLY CREATED VOLUME volser NOT  
SCRATCHED**

*Explanation:* The partially created volume (volser) was not scratched during back out because an error occurred. A preceding message explains the error.

*System Action:* The command terminates normally. The volume record in the Inventory data set for the volume indicates the volume was incompletely created.

*Programmer Response:* Correct the error indicated in the preceding message.

Run SCRATCHV to scratch the partially created volume before rerunning CREATEV to recreate the same volume. A DD statement is not required even if the partially created volume is active. If a DD statement is provided, deferred mounting must be specified. SCRATCHV will bypass the empty VTOC check of the partially created volume.

If CREATEV terminates without indicating the status of the volume create operation, LISTMSVI can be run to determine whether the volume is flagged for recovery purposes. If the incomplete create flag is set in the volume record, LISTMSVI not only lists the standard information for the volume but also highlights the volume report with a note that a create operation failed for the preceding volume.

*Problem Determination:* Table I, items 1, 2, 3, 4, 13, 29, 35a, and 35c.

**IDC2688I \*\* INCOMPLETE VOLUME CREATION FLAG NOT  
RESET FOR VOLUME volser**

*Explanation:* The recovery flag for incomplete volume creation was not turned off in the Inventory record after new volume creation was completed for volume (volser). A preceding message explains the error.

*System Action:* The command scratches the partially created volume.

*Programmer Response:* Correct the error indicated in the preceding message and rerun the command.

*Problem Determination:* Table I, items 1, 2, 3, 4, 13, 29, 35a, and 35c.

**IDC2689I INSUFFICIENT NUMBER OF CARTRIDGES SPECIFIED  
ON COMMAND**

*Explanation:* The number of cartridges specified in the CARTRIDGE parameter is insufficient to create the number of new volumes requested.

*System Action:* The command creates as many volumes as possible; then terminates normally.

*Programmer Response:* Specify sufficient cartridges in the CARTRIDGE parameter for all volumes to be created or do not specify any cartridges in the CARTRIDGE parameter and rerun the command.

**IDC2752I \*\* CARTS csn1 cns2 NOT SCRATCHED FOR volser**

*Explanation:* The requested volume (volser) was not scratched csn1 and csn2 identify the cartridges not scratched.

*System Action:* The command terminates normally.

*Programmer Response:* Correct the error indicated in the preceding message and rerun the command.

**IDC2753I VOLUME volser NOT SCRATCHED, COPIES EXIST**

*Explanation:* The base volume (volser) was not scratched because copies still exist.

*System Action:* The command terminated normally.

*Programmer Response:* Correct the error that prevented the copies from being scratched and rerun the command specifying the ALL parameter.

**IDC2761I \*\* RECORD FOR COPY yyddd NOT REMOVED**

*Explanation:* The volume copy record created on the date indicated by "yyddd" was not removed from the Inventory data set. A preceding message explains the reason for the failure.

*System Action:* The command continues processing or terminates depending on the severity of the error encountered.

*Programmer Response:* Correct the error indicated in the preceding message and rerun the command to remove records not removed.

**IDC2762I \*\* RECORD FOR VOLUME volser NOT REMOVED**

*Explanation:* The volume record for volume (volser) was not removed from the Inventory data set. A preceding error message explains the reason for the failure.

*System Action:* The command terminates normally.

*Programmer Response:* Correct the error indicated in the preceding message and rerun the command to remove the volume record.

**IDC2764I CARTRIDGES STILL IN MASS STORAGE FACILITY**

*Explanation:* A volume record requested to be removed still has one or both data cartridges belonging to it in the Mass Storage Facility (MSF).

*System Action:* The volume or volume copy record is not removed, the command continues processing.

*Programmer Response:* Scratch the volume using SCRATCHV command or eject the volume or copy volume using the EJECTV command. Then rerun this command.

*Problem Determination:* Table I, items 2, 3, 4, 13, 14, 29, 35a, and 35c.

**IDC2765I RECORD FOR VOLUME volser NOT REMOVED.  
RECORD FOR COPY EXISTS**

*Explanation:* A copy volume record still exists. Therefore, the base volume record for volume (volser) cannot be removed. See a preceding message for the error that prevented removal of all copy records.

*System Action:* The command terminates normally.

*Programmer Response:* Correct the error indicated in the preceding message and rerun the REMOVEVR command with the ALL parameter.

*Problem Determination:* Table I, items 2, 3, 4, 13, 29, 35a, and 35c.

**IDC2782I \*\* SCRATCH CARTRIDGE csn NOT EJECTED**

*Explanation:* The requested scratch cartridge (csn) could not be ejected. See the preceding message for further explanation of the problem.

*System Action:* Processing continues.

*Programmer Response:* Correct the problem as identified in the preceding message and rerun the command to eject the cartridge.

*Problem Determination:* Table I, items 2, 3, 4, 13, 29, and 35b.

**IDC2800I ATTRIBUTES COULD NOT BE CHANGED FOR  
REMAINING VOLUMES IN GROUP**

*Explanation:* Although the group level attributes have been successfully changed in the group record in the Inventory data set, the attributes (bind/nobind, readonly/readwrite, dasderase/nodasderase, exclusive/shared) cannot be changed for the general-use volumes remaining in the group because storage for an ECB and message area cannot be obtained or a base volume record cannot be retrieved from the Inventory data set.

*System Action:* The command terminates with a message.

*Programmer Response:* Correct the problem as identified in a preceding message. To determine the number of additional volumes in the group that must be updated, run the LISTMSVI command. Rerun the command if a large number of volumes remain to be updated. Otherwise, run the MODIFYV command to change the volume attributes of each volume if the number of remaining volumes is small.

*Problem Determination:* Table I, items 2, 3, 4, 13, 29, 35a, and 35c.

**IDC2801I \*\* ATTRIBUTES NOT CHANGED FOR VOLUME volser**

*Explanation:* Although the attributes have been changed in the group record, the attributes (bind/nobind, readonly/readwrite, dasderase/nodasderase, exclusive/shared) of volume (volser) cannot be changed. The volume may be currently mounted, marked in the Inventory data set for recovery purposes, or unavailable for another reason. See the preceding message for further explanation of the problem.

*System Action:* Processing continues.

*Programmer Response:* Correct the problem as identified in the preceding message. Run the MODIFYV command to change the volume attributes of each volume that could not be updated.

*Problem Determination:* Table I, items 1, 2, 3, 4, 13, 29, 35a, and 35c.

**IDC2821I \*\* SCRATCH CARTRIDGE | MOUNTABLE VOLUME |  
NON-MOUNTABLE VOLUME REPORT NOT  
PRODUCED**

*Explanation:* The indicated report was not produced due to a previously identified error.

*System Action:* The command continues with the next report.

*Programmer Response:* Check the previous error message for the cause of the failure. Correct the error and rerun the command.

*Problem Determination:* Table I, items 3, 4, 13, and 29.

**IDC2823I \*\* [SCRATCH CARTRIDGE | MOUNTABLE VOLUME  
| NON-MOUNTABLE VOLUME | EMPTY CELL]  
TOTAL COULD NOT BE CALCULATED**

*Explanation:* Because of an error, the summary count information could not be calculated. A previous message explains the error.

*System Action:* The command continues processing, but the indicated count is not listed.

*Programmer Response:* Correct the error identified in the previous message and rerun the command.

*Problem Determination:* Table I, items 3, 4, 13, 29, and 30.

**IDC2831I \*\* RECORD CHAIN BROKEN, REST OF CHAIN NOT  
LISTED**

*Explanation:* The record could not be found for a volume recorded in the Inventory data set as part of a chain of nongrouped volumes or a chain of volumes belonging to a specific group. See the preceding message for further explanation of the error.

*System Action:* Processing continues.

*Programmer Response:* Correct the error as indicated in the preceding message and rerun the command to list volumes that could not be listed.

*Problem Determination:* Table I, items 1, 2, 3, 4, 13, 29, 35a, and 35c.



**IDC2833I \*\* CARTRIDGE RECORD csn NOT FOUND IN INVENTORY**

*Explanation:* The cartridge record for the cartridge with cartridge serial number csn cannot be found in the Inventory data set.

*System Action:* Processing continues.

*Programmer Response:* Correctly specify the cartridge serial number and rerun the job. If the problem is not the result of a user error, contact the space manager.

*Problem Determination:* Table I, items 1, 2, 3, 4, 13, 29, and 35c.

**IDC2834I VOLUME ser NOT IN THE INVENTORY FOR CARTRIDGE csn**

*Explanation:* The base, copy, or duplicate record associated with the mass storage volume ser cannot be found in the Inventory data set. The cartridge serial number of the cartridge is csn. The Mass Storage System Communicator MSSC reason code that caused the message to be printed is X'23C'.

*System Action:* Processing continues.

*Programmer Response:* Contact the space manager.

*Problem Determination:* Table I, items 1, 2, 3, 4, 13, 29, and 35c.

**IDC2843I FUNCTION SUSPENDED DUE TO I/O ERROR - RECORDS DUMPED nnnnnn**

*Explanation:* While dumping trace data records, an I/O error was encountered and no further processing was possible. The number of records written to the output file is inserted into the message. A preceding message explains the I/O error.

*System Action:* No more data was dumped. The command terminates normally.

*Programmer Response:* Rerun the command to get the remaining trace data. If problem continues, reallocate and recatalog the data set which is getting I/O errors.

*Problem Determination:* Table I, items 2, 3, 4, 13, 29, and 30.

**IDC2853I \*\* DISPLAY OF parameter NOT SUCCESSFUL**

*Explanation:* An attempt to retrieve the information for the indicated tuning parameter (parameter) failed. See preceding message for an explanation of the error.

*System Action:* The command terminated normally. No more parameters displayed.

*Programmer Response:* Correct the error and rerun the command.

**IDC2854I \*\* CHANGE OF parameter NOT SUCCESSFUL**

*Explanation:* An attempt to change the specified TUNE command parameter (parameter) failed. See preceding message for an explanation of the error.

*System Action:* The command terminates normally. No more tuning parameters are changed.

*Programmer Response:* Correct the error and rerun the command.

**IDC2872I CRA IS OWNED BY catname**

*Explanation:* The catalog recovery area (CRA) on this volume belongs to a catalog other than the one for which COMPARE was specified.

*System Action:* The COMPARE option is ignored and processing is continued.

*Programmer Response:* Specify the correct catalog in the CATALOG parameter and rerun the job.

**IDC2873I \*\* COMPARE OPTION IGNORED**

*Explanation:* The catalog recovery area on this volume cannot be opened or belongs to a catalog other than the one for which COMPARE was specified. If an error occurred in open, a preceding message gives the cause.

*System Action:* The COMPARE option of the LISTCRA command is ignored and processing is continued.

*Programmer Response:* Specify the correct catalog name in the CATALOG parameter or correct the cause of the Open error, and rerun the job.

**IDC2876I IGNORED VERIFY FAILURE FOR CRA**

*Explanation:* When a catalog recovery area is opened, a VERIFY is issued by LISTCRA to set up the proper end-of-file condition. The VERIFY was unsuccessful.

*System Action:* The error is ignored and processing is continued. An incomplete listing of the contents of the catalog recovery area may result.

*Programmer Response:* Restore the volume on which the error occurred to a previous valid condition. For more information on catalog recovery, see OS/VS2 Access Method Services.

*Problem Determination:* Table I, items 2, 3, 4, 29.

**IDC2879I CATALOG NOT LOCKED UP FOR THIS EXECUTION**

*Explanation:* LISTCRA was unable to gain exclusive control of the catalog. One or more other programs may be updating the catalog during LISTCRA execution.

*System Action:* LISTCRA processing continues. Some listing errors or miscompares may result if a catalog or recovery area entry is updated during LISTCRA processing.

*Programmer Response:* If you doubt the accuracy of this CRA listing, rerun the job when no other programs are accessing the catalog.

**IDC2882I VSAM ERROR READING CRA CONTROL RECORD**

*Explanation:* A LISTCRA command encountered an error reading the control record in the catalog recovery area (CRA) to determine the size of the table necessary for its processing.

*System Action:* Processing is terminated for this CRA.

*Programmer Response:* Restore the volume on which the error occurred to a previous valid condition. For more information on catalog recovery, see OS/VS2 Access Method Services.

*Programmer Response:* Table I, items 2, 3, 4, 29.

**IDC2884I IGNORED VERIFY FAILURE FOR CATALOG**

*Explanation:* When a catalog is opened, a VERIFY is issued by LISTCRA to set up the proper end-of-file condition. The VERIFY was unsuccessful.

*System Action:* The error is ignored and processing continues. Erroneous miscompares and/or I/O errors may result.

*Programmer Response:* Restore the volume on which the error occurred to a previous valid condition. For more information on catalog recovery, see OS/VS2 Access Method Services.

*Problem Determination:* Table I, items 2, 3, 4, 29.

**IDC2886I UNABLE TO REFERENCE CRA ON VOLUME ser - REASON CODE cde**

*Explanation:* When opening the catalog recovery area (CRA) there was a problem indicated by the reason code cde.

Possible reason codes and their meanings are:

Reason

Codes Meaning

- 1 Cannot verify the CRA.
- 2 Cannot open the CRA.
- 4 I/O error on control interval No.0
- 5 I/O error on control interval No.3
- 7 Error on number of directories.
- 8 Error on directory entries.

*System Action:* The CRA is marked bad and no entries are placed on the portable data set.  
*Programmer Response:* If the reason code cde is 1, 2, 4, or 5, restore the volume on which the error occurred to a previous valid condition. For more information on catalog recovery, see OS/VS2 Access Method Services.  
If the reason code is 7 or 8, provide the FORCE keyword in the EXPORTRA command to override the synchronization problem.

**IDC2908I ddn NOT FOUND IN SYSTEM**

*Explanation:* An attempt was made to use the volume identified by ddn. However, a DD statement corresponding to the ddname could not be found.  
*System Action:* The volume cannot be accessed.  
*Programmer Response:* Correct the erroneous ddname or provide a DD statement and resubmit the job.  
*Problem Determination:* Table I, items 1, 2, 3, 4, 29.

**IDC2909I UNABLE TO SCRATCH dsn**

*Explanation:* An error occurred while attempting to scratch dsn. A subsequent second-level message explains the error.  
*System Action:* The data set is not scratched.  
*Programmer Response:* See the associated message.  
*Problem Determination:* Table I, items 1, 2, 3, 4, 29.

**IDC2910I \*\* NO VOLUME MOUNTED**

*Explanation:* None of the volumes specified for the data set is mounted.  
*System Action:* The data set is not scratched.  
*Programmer Response:* Mount the proper volume(s) and resubmit the job.

**IDC2911I \*\* DATA SET NOT ON VOLUME ser**

*Explanation:* Volume ser was specified either in the command or in JCL, but does not contain the data set identified by preceding message (IDC2909I).  
*System Action:* The data set may have been scratched from other volumes.  
*Programmer Response:* Correct the command or JCL and resubmit the job.  
*Problem Determination:* Table I, items 1, 2, 3, 4, 25a, 29.

**IDC2912I \*\* PASSWORD VERIFICATION FAILED**

*Explanation:* The data set to be scratched is password-protected, and the console operator did not supply the proper password.  
*System Action:* The data set is not scratched.  
*Programmer Response:* Resubmit the job, supplying the correct password when prompted.  
*Problem Determination:* Table I, items 1, 2, 3, 4, 25a, 29.

**IDC2913I \*\* DATA SET HAS NOT EXPIRED ON VOLUME ser**

*Explanation:* The PURGE option was not specified, and the data set's retention period has not expired.  
*System Action:* The data set is not scratched.  
*Programmer Response:* Resubmit the job, specifying PURGE if you wish to delete the data set.  
*Problem Determination:* Table I, items 1, 2, 3, 4, 25a, 29.

**IDC2914I \*\* PERMANENT I/O ERROR ON VOLUME ser**

*Explanation:* The VTOC cannot be read because of an I/O error.  
*System Action:* The data set is not scratched.  
*Programmer Response:* Have the volume restored.

*Problem Determination:* Table I, items 1, 2, 3, 4, 29.

**IDC2915I \*\* UNABLE TO MOUNT VOLUME ser**

*Explanation:* An appropriate unit was not available for mounting.  
*System Action:* The data set is not scratched.  
*Programmer Response:* Ensure that a unit is available for mounting.  
*Problem Determination:* Table I, items 1, 2, 3, 4, 29.

**IDC2916I \*\* DATA SET WAS IN USE**

*Explanation:* The data set to be scratched was in use.  
*System Action:* The data set is not scratched.  
*Programmer Response:* If you wish to delete the data set, you must ensure that no one else is using the data set when you rerun the job.  
*Problem Determination:* Table I, items 1, 2, 3, 4, 25a, 25c, 29.

**IDC2950I INVALID FORMAT STRUCTURE**

*Explanation:* An element of one of the text format structures is invalid. This message should never appear in a valid program. If it does, it is a system error.  
*System Action:* The request to print a line is ignored.  
*Programmer Response:* Do the problem determination action.  
*Problem Determination:* Table I, items 3, 4, 29.

**IDC2951I OUTPUT COLUMN SPECIFIED OUT OF RANGE**

*Explanation:* An output column specified is outside the print line width, for example, not between columns 1 and 121. This should not occur on a checked-out Access Method Services command.  
*System Action:* This field and subsequent fields are ignored.  
*Programmer Response:* Do the problem determination action.  
*Problem Determination:* Table I, items 3, 4, 29.

**IDC2952I EXCESSIVE FIELD LENGTH FOR BD OR PU CONV**

*Explanation:* A binary to decimal or packed to unpacked conversion length was specified as greater than 15 characters. This should not occur in a valid program.  
*System Action:* The default (15) is used.  
*Programmer Response:* Do the problem determination action.  
*Problem Determination:* Table I, items 3, 4, 29.

**IDC2953I A REDO SUB-STRUCTURE IS NESTED**

*Explanation:* A redo structure cannot be defined within the set of structures to be redone. This should not occur in a valid program.  
*System Action:* The current redo operation is terminated. All structures will be treated only once.  
*Programmer Response:* Do the problem determination action.  
*Problem Determination:* Table I, items 3, 4, 29.

**IDC2954I STATIC TEXT ENTRY REQUESTED NOT IN MODULE**

*Explanation:* A static text request indicated an entry that was not in the module specified. This should not occur in a valid program.  
*System Action:* The request is not honored.  
*Programmer Response:* Do the problem determination action.  
*Problem Determination:* Table I, items 3, 4, 26c, 29.

**IDC2955I INVALID PACKED DECIMAL FIELD**

*Explanation:* A conversion request for packed to unpacked found a digit that was not in the range 0 to 9. The input data may be wrong. This should not occur unless an incorrect field is being printed.

**System Action:** Conversion stops. Previously converted data will be printed.

**Programmer Response:** Check the input data.

**Problem Determination:** Table I, items 1, 3, 4, 29.

#### **IDC2960I NO PSWDFILE FOR dsn**

**Explanation:** A password protected data set (dsn) was found on the VTOC but no DD card was found with that data set name.

**System Action:** The command terminates normally.

**Programmer Response:** Provide a DD card with the name of the data set. Specify the name of the DD card on the PASSWORDFILE parameter, and rerun the command.

**Problem Determination:** Table I, items 1, 3, 4, 13, 25b, and 29.

#### **IDC2961I [FROM | TO VOLUME] volser CONTAINS NON-VSAM DATA SETS**

**Explanation:** The command requires that no non-VSAM data sets can reside on the volume (volser). However, a format 1 DSCB was found for a non-VSAM data set. "From" and "to" indicate which volume contains the data set for those commands that process more than one command.

**System Action:** The command terminates normally.

**Problem Determination:** Table I, items 1, 3, 4, 13, 25b, and 29.

#### **IDC2962I ENTRY NOT FOUND FOR VOLUME volser IN VSAM CATALOG**

**Explanation:** The volume entry could not be located for the volume in the VSAM catalog specified by the user on the command or (if not specified on the command) in the VSAM catalog in the STEPCAT, JOBCAT, master catalog hierarchy. The VSAM catalog return code was 8.

**System Action:** The command terminates normally.

#### **IDC2963I FORMAT 4 DSCB NOT FOUND ON VTOC OF FROM | TO VOLUME**

**Explanation:** the program positioned to the first record in the VTOC of the volume but it was not a Format 4 DSCB. "FROM" or "TO" specifies which volume encountered the error for the commands that process more than one volume.

**System Action:** The command terminates normally.

**Programmer Response:** This probably indicates an Access Method Services error. Possibly the VTOC has been destroyed. Attempt to list the VTOC using the IEHLIST utility, and reconstruct the VTOC. Rerun the command.

**Problem Determination:** Table I, items 1, 3, 4, 13, 25b, and 29.

#### **IDC2964I \*\* SCRATCH OF DATA SETS NOT PERFORMED**

**Explanation:** An error occurred which prevented any data set from being scratched. The volume is still marked as VSAM volume. A preceding message indicates the specific error.

**System Action:** The command continues processing.

**Programmer Response:** Run AMASPZAP service aid program to alter the VTOC if any VSAM data sets are on the volume and the VSAM data sets have been recataloged. If the volume is not a VSAM volume, use the IEHPROGM utility's SCRATCH VTOC statement.

**Problem Determination:** Table I, items 1, 3, 4, 13, 14, 25b, and 29.

#### **IDC2965I ATTEMPT TO SCRATCH DATA SETS TERMINATED**

**Explanation:** An error occurred reading or updating the VTOC

so that no more data sets could be scratched. The VSAM ownership flag has been set off in the VTOC.

**System Action:** No further attempts to scratch data sets are made. The command continues processing.

**Programmer Response:** Run the AMASPZAP service aid program to alter the VTOC if the VTOC contains VSAM data sets and the data sets have been recataloged. If the volume is not a VSAM volume, use the IEHPROGM utility's SCRATCH VTOC statement.

**Problem Determination:** Table I, items 1, 3, 4, 13, 14, 25b, and 29.

#### **IDC2966I RECATALOGING OF NON-VSAM DATA SETS NOT PERFORMED**

**Explanation:** An error occurred which prevented any non-VSAM data sets from being recataloged. A preceding message will indicate the specific reason for the error.

**System Action:** The command terminates normally. No further function is performed.

**Programmer Response:** Use the IEHPROGM utility or the Access Method Services DELETE and DEFINE commands to recatalog the data sets.

**Problem Determination:** Table I, items 1, 3, 4, 13, and 29.

#### **IDC2967I ATTEMPT TO RECATALOG NON-VSAM DATA SETS TERMINATED**

**Explanation:** An error occurred after some data sets were recataloged. A preceding message indicates the specific reason for the error.

**System Action:** No further non-VSAM data sets are recataloged. The command terminates normally. No further function is performed.

**Programmer Response:** List the catalog to determine which data sets were recataloged or, if the LIST parameter was specified, examine the SYSPRINT listing to see which data sets were recataloged. Recatalog the data sets not previously recataloged using the IEHPROGM utility or the Access Method Services DELETE and DEFINE commands.

**Problem Determination:** Table I, items 1, 3, 4, 13, and 29.

#### **IDC2971I RESERVE FOR VOLUME volser NOT SUCCESSFUL**

**Explanation:** The reserve with the HAVE option returned an unsuccessful condition code.

**System Action:** The command terminates processing.

**Programmer Response:** Rerun the command.

**Problem Determination:** Table I, items 1, 3, 4, 13, and 29.

#### **IDC2972I LSPACE ERROR. LSPACE RETURN CODE WAS nn.**

**Explanation:** The LSPACE macro failed to return volume free space information for a LISTDSET space usage report. The return code from the LSPACE macro is nn. The following are possible values for nn:

- 4, indicating an I/O error while reading the DSCBs.
- 8, indicating the last allocation of the volume was made under DOS.
- 12, indicating the UCB address is invalid, the UCB is not for a direct-access device, or the UCB-not-ready bit is on, indicating the device is not ready.
- 16, indicating an invalid message area address or SMF indicator.

**System Action:** The volume is not processed. If other volumes were specified, they are processed.

**Programmer Response:** Determine why the LSPACE macro failed. Message IDC2108I follows this messages and identifies the failing volume.

**Problem Determination:** Table I, items 1, 2, 3, 4, 13, 29.

**IDC3003I FUNCTION TERMINATED. CONDITION CODE IS cde.**

*Explanation:* This message is issued when a terminating error condition has occurred in the execution of a functional command. Messages printed just before this message in the program listing indicate the error that occurred.

*System Action:* Processing continues with the next command, and LASTCC is set to cde. MAXCC is also set if cde is greater than the current MAXCC value.

*Programmer Response:* The appropriate programmer response is indicated by the preceding messages.

**IDC3004I FUNCTION TERMINATED. INSUFFICIENT MAIN STORAGE.**

*Explanation:* The region size was not large enough to execute a functional command.

*System Action:* Processing continues with the next command.

*Programmer Response:* Increase the size of the storage allocated.

*Problem Determination:* Table I, items 1, 3, 29.

**IDC3006I FUNCTION TERMINATED DUE TO BEGINNING POSITIONING ERROR**

*Explanation:* An error occurred when positioning to a record in a data set (such as occurs via the FROMKEY facility of the PRINT command) was attempted. The position indicator may be beyond the limits of the data set or an I/O error may have occurred in positioning. An I/O error message may have been printed.

*System Action:* The operation is terminated.

*Programmer Response:* Correct the positioning parameter value. See the I/O error message description for the I/O error indicated ahead of this message.

*Problem Determination:* Table I, items 1, 3, 4, 13, 29.

**IDC3007I VSAM CATALOG RETURN-CODE IS rc**

*Explanation:* This condition code was returned as the result of a catalog error or exceptional condition. This message is used only when a more specifically worded message does not exist; in most instances, a subsequent message will indicate the action taken for the command that encountered the condition. The return code, rc, may be either a VSAM return code or a CVOL processor return code. To determine which, you must determine whether the entry name specified in the command was directed to a VSAM catalog or a CVOL catalog. For a return code to be a CVOL return code, the entry name specified in the command must be qualified; and the first qualifier must be identical to an alias entry in the master catalog. The alias entry must be related to a nonVSAM entry of the form SYSCTLG.anyname. For example, if A.B.C is the entry name in the command and A is found to be an alias relating to SYSCTLG.anyname in the master catalog, then CVOL processing will take place for the data set A.B.C. The CVOL processor return codes follow. The VSAM catalog return codes are listed with message IDC3009I, where they appear together with reason codes; for message IDC3007I, ignore these reason codes.

CVOL

Return

Codes Explanation

- 4 Cannot allocate catlaog, catalog does not exist, or is not open.
- 8 The data set does not exist, or a CVOL contains a CVOL pointer or GDG alias, or the entry name duplicates an existing name.
- 20 There is insufficient space in the CVOL data set.

24 LOCATE operation - Permanent I/O error, unrecoverable error, or nonzero return code from ESTAE (ESTAE is issued by the CVOL processor).

28 Non-LOCATE operation - Permanent I/O error, unrecoverable error, or nonzero return code from ESTAE (ESTAE is issued by the CVOL processor).

48 Function inconsistent with CVOL processor.

See OS/VS2 Using OS Catalog Management with the Master Catalog: CVOL Processor, GC35-0010, for further information.

*System Action:* The command is terminated.

*Programmer Response:* The response depends on the return code received:

CVOL

Return

Codes Response

- 4 Ensure that the CVOL is mounted; verify the use of the STEPCAT and JOBCAT JCL or of the ddname DD cards statement.
- 8 Check that the entry name is spelled correctly; verify the use of JOBCAT and STEPCAT catalogs, if employed.
- 20 See your system programmer for assistance in reorganizing the CVOL.
- 24 Have the volume restored or try mounting the volume on a different device.
- 28 Have the volume restored, or try mounting the volume on a different device.
- 48 Verify the use of JOBCAT and STEPCAT catalogs, if employed, to ensure that the catalog being acted upon is appropriate to the action you are attempting.

*Problem Determination:* Table I, items 1, 2, 3, 4, 16, 25a, 29, or 30. (For item 16, the dump identification ZZCA may be used to obtain a dump just before the CATLG macro is executed.)

**IDC3008I FUNCTION IS NOT SUPPORTED IN THIS ENVIRONMENT**

*Explanation:* A request for prompting or data set name qualifying has been received while not in a TSO environment.

*System Action:* The request is terminated.

*Programmer Response:* None. The message will not result from a user error.

*Problem Determination:* Table I, items 1, 3, 4, 29.

**IDC3009I VSAM CATALOG RETURN CODE IS rc - REASON CODE IS IGGOCLaa - crs**

*Explanation:* This return code, rc, and reason code, crs, were returned by Catalog Management module IGGOCLaa as a result of a catalog error or exceptional condition.

*System Action:* Processing associated with the error return code is terminated.

*Programmer Response:* See the specific return code and reason code.

*Problem Determination:* Table I, items 1, 2, 3, 4, 16, 25a, and 29 or 30. (For item 16, the dump identification ZZCA may be used to obtain a dump just before the CATLG macro is executed.)

A complete list of return codes and reason codes follows:

Return Reason

Codes Codes

Description

- 4 An error was encountered while performing open/close processing for a VSAM catalog or a catalog recovery area. If the catalog is being accessed dynamically due to a lack of a JOBCAT or STEPCAT DD statement for the catalog, dynamic allocation may have failed because the volume is allocated exclusively. The volume may be allocated exclusively due to one of the following:
  - specification of deferred mount on a DD statement

- volume count greater than unit count on a DD statement
  - previous Access Method Services command in the job step needed to demount the volume and changed the allocation of the volume to exclusive.
- 2 Error opening the catalog.
  - 4 Error closing the catalog.
  - 6 A request has referenced a catalog while catalog management is processing an Access Method Services DELETE command for the specific catalog.
  - 8 An invalid Access Method Control Block (ACB) was supplied to catalog management for a catalog to be used during a catalog request.
  - 10 A specific catalog was not found to be open.
  - 12 Error opening a catalog recovery area.
  - 14 Error closing a catalog recovery area.
  - 16 No master catalog was found on a non-superlocate request.
  - 18 A catalog recovery area did not exist on a volume, but was expected.

*Programmer Response:* For reason codes:

- 2,4,12,14 Check for open/close problem determination messages in the job stream output.
- 8,16 Contact IBM for programming support.
- 6,10 Ensure proper usage of JOBCAT or STEPCAT JCL statements.
- 18 Determine if the IEHDASDR dump/restore or IBCDASDI activity has impacted any VSAM containing volumes and restore to the proper version. If restore versions are not available, invoke proper catalog and volume recovery procedures.
- 8 Entry does not exist, if action is one that locates the entry; or entry already exists, if action is one which adds an entry to a catalog.
  - 2 Catalog cluster record not found.
  - 4 Get for update found a free record instead of correct record.
  - 6 No record found from record management.
  - 8 A request to place a record by key into a catalog resulted in a duplicate key error from VSAM.
  - 12 Invalid entry type for Super-Locate on the entry named. The data set was not found in a catalog.
  - 14 A generation data group entry type for Super-Locate did not find the specified entry in a catalog.
  - 16 A generation data group entry was found to be deleted from a catalog.
  - 18 A generation data group type of Super-Locate request specified an invalid generation number.
  - 20 Volume occurrence entry does not exist in record.
  - 24 Record not found in CRA.
  - 26 Catalog CI number not found in CRA CI translate table.
  - 28 Volume serial number not found in CRA volume time stamp table.
  - 30 The catalog control record was incorrectly retrieved.

*Programmer Response:* For reason codes:

- 2 Call IBM for programming support.
- 4 Because it is possible during an Access Method Services DELETE command to leave partial structures in the catalog if the DELETE does not complete, this error can occur. Correct the error that caused DELETE to terminate and rerun the DELETE. If this error is not related to a DELETE then call IBM for programming support.
- 6 Check that the entry name is spelled correctly. In the instance of an improper DELETE command entry type, either remove the type specification or correct it. Check

also that the proper catalog is being searched for the name you specified.

- 8 Check that the entry name is spelled correctly and that you are using the proper catalog.
- 12,14,16,18 Ensure that the proper data set name was specified in the job control language DD statement.
- 20 Catalog volume entry record indicates certain VSAM data sets reference it, but that was not found to be correct. The catalog should be listed and recovery procedures may be necessary to synchronize the catalog to correspond with the proper VSAM data sets.
- 24 Catalog and a recovery area do not correspond. Recovery procedures should be used to synchronize the catalog and the volumes.
- 26,28 System error while using Access Method Services EXPORTRA command. Contact IBM for programming support.
- 30 This is a system error and indicates a problem with a VSAM catalog. It may be necessary to rebuild the catalog, however, it should first be determined that the catalog in fact is in error.
- 20 Insufficient space in VSAM catalog. The catalog is full. It is impossible to obtain another extent, because there is no more space on the volume in which the catalog resides, or the maximum number of extents has been reached. Reorganization of the data high key range of the catalog may be required.
- 24 Permanent read error in VSAM catalog.

*Programmer Response:* For reason codes:

- 2,6 If a hardware error is not causing the problem, you must restore or rebuild the catalog. Messages IEC3311, IEC3321, and IEC3331 have been printed to aid in determining where the error occurred.
- 28 Permanent I/O error in VSAM catalog.
  - 2 I/O error processing the catalog while executing an Access Method Services command that requires modifying the catalog.
  - 4 I/O error during catalog OPEN.
  - 8 I/O error processing a catalog recovery area.

*Programmer Response:* For reason codes:

- 2,4,8 If a hardware error is not causing the problem, you must restore or rebuild the catalog. Messages IEC3311, IEC3321, and IEC3331 have been printed to aid in determining where the error occurred.
- 32 Error in VSAM catalog parameter list. Such a condition indicates an internal error in the Access Method Services.
  - 2 This is a system error indicating that catalog management was unable to return the requested data in the catalog parameter list to extend a data set. The proper volume occurrence was not found.
  - 4 Invalid catalog parameter list, failed storage validity check.
  - 6 User provided work area (from catalog parameter list) outside user region.
  - 8 Error in parameter list - no pointer to work area.
  - 10 Pointer to catalog volume list but no length provided in work area.
  - 12 Length of volume list but no pointer to volume list provided in work area.
  - 14 Non-system caller issued update.

*Programmer Response:* For reason codes:

- 2,4,6,8,10,12 Call IBM for programming support.



- 14 If user programs are interfacing directly with VSAM catalog management, this is a user error. Otherwise, contact IBM for programming support.
- 36 Data set not found.
- 2 Incorrect record type found in Access Method Services ALTER command.
- 4 Data set name not found on the volume table of contents.
- 12 A Super-Locate request to VSAM catalog management requires dynamic access of a catalog.
- Programmer Response:* For reason codes:
- 2 Determine if the correct name was specified in the command or if the proper fields are requested to be modified for the entry type.
- 4 Check that the proper versions of the volume and catalog are being processed and that the volume is synchronized with the catalog.
- 12 If this error causes a job to terminate, the user should ensure that the master catalog references the proper catalogs and that they are available to the system when the job stream is executed.
- 40 Volume list or work area too small. An attempts to provide VSAM catalog management with sufficient virtual storage in which to return cataloged information failed, because the indicated storage requirement proved to be insufficient.
- This condition should not normally occur: it can happen when two or more tasks are modifying a catalog entry, causing it to be extended in size, and one task finds that it was unable to specify sufficient virtual storage for catalog management's new requirements.
- Programmer Response:* For reason codes:
- 0 Rerun the job in a larger partition.
- 44 Callers work area too small.
- 2 Delete catalog work area too small.
- 4 Caller work area too small.
- 6 An Access Method Services DELETE command to delete an entire generation data group, with the FORCE parameter, encountered a work area too small to contain names of entries deleted. However, the entire generation data group was successfully deleted.
- Programmer Response:* For reason codes:
- 2,4 Contact IBM for programming support.
- 6 This is merely a warning condition, no response is necessary.
- 48 Invalid VSAM catalog function.
- 2 Probable system error. The catalog management driver has been passed a catalog parameter list that is invalid.
- 6 ALTER of a non-VSAM entry, not allowed for the fields being modified.
- 8 ALTER of the catalog name is not allowed.
- 10 Erase option delete, but file name is for incorrect catalog.
- 12 An Access Method Services ALTER command encountered an inconsistency with the entry type and the UPGRADE/NOUPGRADE or UPDATE/NOUPDATE parameters.
- 14 Data set is update inhibited.
- 16 Data set is not reusable.
- 18 It is only valid to change the attributes or ownerid fields of a generation data group base entry by the Access Method Services ALTER command.
- 20 Forced delete not allowed on catalog volume.
- 22 It is not valid to use the NOSCRATCH parameter to DELETE a data set in a recoverable VSAM catalog.
- 24 It is invalid to attempt to change the name of a user catalog or alias entry via the Access Method Services ALTER Command.
- 26 It is invalid to attempt to change the name of a nonVSAM entry that is a member of a generation data group via the Access Method Services ALTER command.
- 28 It is invalid to attempt to delete a GDG base entry that contains nonVSAM entries.
- 30 It is invalid to delete the master catalog with the FORCE parameter.
- Programmer Response:* For reason codes:
- 2 Call IBM for programming support.
- 6 Ensure that the proper entry name was specified on the Access Method Services ALTER command and that only fields that exist for a non-VSAM entry are requested to be changed.
- 8 Check that you didn't use the catalog name by mistake. Catalog names can only be changed by doing DELETE and then re-DEFINE catalog.
- 10 Do not use a DD name on the catalog parameter in the Access Method Services DELETE command if erase processing is to be performed.
- 12 Contact IBM for programming support. This is a system error.
- 14 Do not open a data set for reset processing that is inhibited for update processing.
- 16 Do not open a non-empty data set for reset processing that is not reusable.
- 18,24,
- 26 Do not attempt the invalid ALTER commands. Correct the commands and re-run the job.
- 20 The FORCE parameter is not allowed on a DELETE SPACE command that is issued against a volume containing a VSAM catalog. Use the DELETE CATALOG command if that is what is desired. Or, use the ALTER REMOVEVOLUMES command if the private catalog on the volume is no longer processable.
- 22 Do not attempt the invalid DELETE command. Use the NOSCRATCH parameter to DELETE the SPACE if it is desired to remove the volume from the catalog. Or use the FORCE parameter on the DELETE USERCATALOG command if that is desired.
- 28 Delete the members of the GDG base explicitly. Alternatively, the GDG base and its members may be deleted with the use of the FORCE parameter in the DELETE command.
- 30 The master catalog cannot be deleted.
- 52 Permanent I/O error on user volume. An attempt to modify the VTOC of the volume on which a user specified data set is being defined or modified failed because of a read or write error.
- x Reason coeds are error codes returned from OS/VS DADSM.
- Programmer Response:* For reason code:
- x If the error is not caused by a hardware error, the volume must be restored.
- 56 Security verification failed.
- 2 All attempts to provide a password via the system operator were made without success or the user's RACF authorization was inadequate.
- 4 Non-system caller has specified password level (not master) in catalog parameter list.
- 6 No prompt allowed and password not provided on the Access Method Services command or the user's RACF authorization was inadequate.
- 8 User-specified verification routine did not authorize use of the data set.
- 10 It is detected that a system with the Time Sharing Option required a prompt to a terminal, but user terminal prompts were disallowed by the system attributes.

- 12 A prompt of a user terminal for security data encountered a system error.
- Programmer Response:* For reason codes:
- 2 Message IEC301A has been printed until the number of ATTEMPTS is exceeded. The operator did not know the password needed to access this data set. Provide the operator with the correct password or obtain the required RACF authorization and rerun the job.
  - 4 Contact IBM for programming support if user written programs are not calling VSAM catalog management.
  - 6 Either ALTER the passwords to allow operator prompting or supply the password on the Access Method Services command or obtain the required RACF authorization.
  - 8 Evaluate your user-specified verification routine to determine why register 15 was not zero when control was given back to the catalog verification routine.
  - 10 Supply the proper password in the command or change the system to allow terminal prompting.
  - 12 This is a system error. If there are no hardware problems, contact IBM for programming support.
  - 60 Invalid entry type for requested action.
  - 2 Probable system error. Invalid entry type for extract operation.
  - 4 Invalid entry type (cluster or nonVSAM).
  - 6 Invalid cluster entry for ALTER of data set attributes.
  - 8 Invalid cluster or index entry for ALTER of buffer size.
  - 10 Invalid entry type (CLUSTER) to ALTER the FREESPACE or WRITECHECK parameters.
  - 12 Invalid entry type (CLUSTER) to ALTER volumes.
  - 14 Probable system error. An invalid catalog parameter list was supplied in an attempt to add a volume.
  - 20 System error. Upgrade set association in base cluster data record does not point to an upgrade set record.
  - 22 System error. Data association in cluster record does not point to a data record.
  - 26 ALTER of EXCEPTIONEIT but the entry is not a data or index component.
  - 28 ALTER of average RECORDSIZE but the entry is not a data or index component.
  - 30 ALTER of expiration date but the entry is not a cluster, alternate index, or path.
  - 36 An alias entry may only be DEFINED for nonVSAM or user catalog entries.
  - 40 System error. Input base record to catalog upgrade management is not an alternate index, cluster or data type entry.
  - 42 System error. Input base record to catalog reusable processing is not a data type entry.
  - 44 An invalid entry type was encountered in a DELETE operation; other than the expected alias entry.
- Programmer Response:* For reason codes:
- 2, 4, 6, 8, 10, 12, 14, 20, 22, 26, 28, 30, 40, 42, ensure that the name of the entry specified in the command is correct; ensure that the catalog entry is still valid, by performing a LISTCAT run.
- If the reason code indicates a system error, list the catalog using the PRINT command with the DUMP option and call IBM for programming support; otherwise correct the error and rerun the job.
- 36 Do not attempt an invalid DEFINE operation.
  - 44 Ensure that the proper entry name was specified and that the catalog reflects the expected structure. It may be necessary to rebuild the catalog.
  - 64 Associated entry does not exist. This condition indicates that a system error has occurred such that the VSAM catalog cannot find either a data or an index entry

- which is associated with a cluster or alternate index entry.
  - 2 Test field name not present in group space header.
  - 4 Associated entry names do not exist.
- Programmer Response:* For reason codes:
- 2,4 Call IBM for programming support.
  - 68 No space available on user volume.
  - 2 Cannot extend unique data set, no space on volume.
  - 4 No secondary extent value specified.
  - 6 No space for suballocation.
  - 8 Maximum number of extents on volume reached and no space on volume.
  - 10 A DADSM error was encountered other than the following return codes: 4, 8, and 12.
  - 12 More than 16 extents per volume for reusable file.
  - 16 No DA space available for extending a CRA.
- Programmer Response:* For reason codes:
- 2,4,
  - 8,16 Scratch unneeded data sets from the volume, or execute an Access Method Services ALTER command to add more candidate volumes to the catalog entry for the data set or add more suballocatable space to the volume.
  - 6 Either DEFINE more space on the volume, DELETE unused data sets to make more space or use the ALTER volume command with the ADDVOLUMES parameter to the data set to provide space on a new volume.
  - 10 System error. Contact IBM for programming support.
  - 12 Reload the data set using larger primary allocation.
  - 72 User volume not mounted.
  - x Reason codes are from VSAM open/close/end-of-volume, volume mount and verify routine . See codes associated with message IEC1611 for reason code meaning.
- Programmer Response:* For reason codes:
- x Ensure proper volumes are implicitly or explicitly allocated via Job Control Language. Also, verify that the volume and the volume information (timestamps) contained in the VSAM catalog are at the same level.
  - 76 No unit available for mounting or volume not mounted.
  - 0 Access Method Services ALTER name change of a unique object but no volumes containing any part of the data set were mounted.
  - 2 Volume not mounted when expected.
  - 4 Unit not available to mount a volume required for catalog recovery area (CRA) processing.
  - 6 Catalog Recovery Area (CRA) volume not mounted during end-of-volume or close request for a VSAM data set when the catalog update was required.
  - 8 A scan of the task I/O table (TIOT) failed to find the user specified JCL DDname statement.
- Programmer Response:* For reason codes:
- 0,2,4,
  - 6,8 Ensure that JCL statements cause the proper volumes and units to be allocated. Also, that all DDnames specified match the Access Method Services dname parameter when specified. Also, determine a minimum unit count and have sufficient units available for the job execution. Ensure that volumes are allocatable by the use of dynamic allocation.
  - 80 Invalid related object.
- The object specified in the RELATE parameter of a DEFINE command does not exist, or is improper for the type of object being defined.
- 0 Related object is reusable.
  - 2 Related object is a relative-record data set.
  - 4 Related object does not exist.

- 6 Alternate index or path is not allowed to be built over a catalog.



- 8 Name of alternate index or path and related object are identical.
- 10 No pointer to a related object of an alternate index or path.
- 12 Alternate index is not to be built over a base cluster or related path object is not a cluster or an alternate index.

*Programmer Response:* For reason codes:

0,2,4,6,8,10,12 Correct the DEFINE command so that the entry named in the RELATE parameter is proper for the type of object being defined.

**84** Unexpired purge date.

0 An attempt to delete an entry failed because its expiration date has not been reached, and the DELETE command did not specify the PURGE option.

*Programmer Response:* For reason codes:

0 Specify the PURGE option, if desired, and rerun the DELETE command.

**88** Error with a catalog recovery area (CRA) define operation.

6 The total space specified on an Access Method Services DEFINE RECOVERABLE CATALOG was not able to contain the size specified for the catalog and the one cylinder of space required for the catalog recovery area (CRA).

*Programmer Response:* For reason code:

6 Allow for a 1 cylinder CRA and the total catalog size in the total space on the DEFINE RECOVERABLE CATALOG operation. The VSAM data set or catalog cannot be extended beyond its current space allocation because it has already reached the maximum number of extents permitted within its data spaces, namely 123 for a VSAM data set that is not a catalog.

**92** Maximum number of extents reached.

*Programmer Response:* For reason code:

0 List the catalog, in order to determine space fragmentation. Delete and redefine data spaces in order to reduce fragmentation. Use the REPRO command to reorganize the data set in order to reduce fragmentation.

**94** An OS/VS DADSM Obtain request failed during a VSAM catalog delete request.

x The reason code is the Obtain return code.

*Programmer Response:* For reason code:

x Determine the meaning of the obtain return code see *OS/VS2 System Programming Library: Data Management* for these and take the appropriate corrective action before rerunning the job that encountered the failure.

**96** Error in specifying key length, key position, or record size for an alternate index or spanned cluster.

0 Key specified for spanned record exceeds control interval size.

4 Maximum logical record size for spanned records exceeds control area size.

6 Alternate index key position plus key length for base cluster is larger than control interval size minus 10 for spanned records.

8 Alternate index key position plus key length for base cluster is larger than record size.

*Programmer Response:* For reason codes:

0,4,

6,8 Correct the erroneous parameter (KEYS or RECORDSIZE) and rerun the job.

**98** An unusual condition occurred during ALTER name of a unique or non-VSAM data set.

x The reason code is the same as returned by the OS/VS DADSM RENAME function in the status byte of the RENAME volume list.

*Programmer Response:* For reason code:

x Determine the meaning of the RENAME return code see *OS/VS2 System Programming Library: Data Management* for these and take the appropriate corrective action before rerunning the job that encountered the failure.

**102** An OS/VS DADSM SCRATCH request failed during a VSAM catalog delete request for a unique or non-VSAM data set.

x The reason code is the OS/VS DADSM SCRATCH function return code.

*Programmer Response:* For reason code:

x Determine the meaning of the SCRATCH return code see *OS/VS2 System Programming Library: Data Management* for these and take the appropriate corrective action before rerunning the job that encountered the failure.

**106** A format-4 DSCB processing error was encountered.

0 A read of a format-4 DSCB on a volume returned an erroneous record.

2 The format-4 DSCB time stamp mismatches the corresponding catalog time stamp.

*Programmer Response:* For reason codes:

0 Determine if the volume table of contents on the volume has been destroyed and perform an IEHDASDR operation to repair the volume. If the volume has to be restored, the information in the VSAM catalog must be updated to match the restored version of the volume. This may require deleting all VSAM data sets and VSAM space from the catalog and redefining the VSAM space and importing the data sets.

2 The physical contents of the volume implicated disagree with the information about the volume in the VSAM catalog that own the volume. This may be due to IEHDASDR DUMP/RESTORE activity or to Access Method Services REPRO activity. Determine whether the volume or the catalog is down-level and restore it to the proper version of the cata. This will only be encountered with recoverable VSAM catalogs.

**108** Invalid field name in field parameter list. The field name does not exist in the VSAM Catalog Management Dictionary. This is a system error.

*Programmer Response:* For reason code:

0 Call IBM for programming support.

**110** Unable to modify or delete RACF profile.

4 The data set to which an ALTER RENAME command is directed is RACF indicated. However, there is no RACF profile.

8 An ALTER RENAME command has been issued for a RACF-protected data set. This failed because as a result of the new name, the data set cannot be defined to the Security Subsystem.

*Programmer Response:* For reason codes:

4 Make the data set RACF-protected, or remove the RACF indicator.

8 Use a new name acceptable to the Security Subsystem.

**112** Invalid Field Parameter List (FPL).

2 Invalid group code in FPL, combination name in test FPL, or no test condition specified, or inconsistent group code.

*Programmer Response:* For reason code:

2 Probable system error in which case one should contact IBM for programming support. However, if a user program is interfacing directly with VSAM catalog management, the Field Parameter List contains improper data.

**114** A duplicate RACF profile exists.

0,4,8, As a result of an IMPORT, IMPORTRA, or DEFINE command, VSAM has attempted to establish a RACF

profile for a cluster/alternate index, data, or index object (0, 4, and 8 respectively). This failed because a profile with the same name already exists.

*Programmer Response:* For reason codes:

- 0,4,8 Either (1) issue an IMPORT or DEFINE command for the data set with a different cluster/alternate index, data, or index name, or (2) have the owner of the profile with the name you wish to use delete that profile and associated data, if any.
- 116 VSAM catalog records are invalid. VSAM catalog records (with the exception of volume records) connected with the current operation cannot be properly interpreted.

- 2 No data returned from EXTRACT for cluster/alternate index (AIX) processing.
- 4 Index entry type not obtained in cluster/AIX processing.
- 6 Data entry type not obtained in cluster/AIX processing.
- 8 No data returned from EXTRACT for path processing.
- 10 Error attempting to obtain AIX data record.
- 12 Error attempting to obtain AIX index record.
- 14 Error attempting to obtain data record for upgrade entry.
- 16 Error attempting to obtain index record for upgrade entry.



- 20 Error attempting to obtain base cluster data record.
- 22 Error attempting to obtain base cluster index record.
- 24 Invalid association returned during upgrade retrieval.
- Programmer Response:* For reason codes:  
2,4,6,8,10,12,14,16,20,22,24 The VSAM catalog may need to be restored if the entries in error cannot be deleted by use of the Access Method Services DELETE command.
- 118 Data set name ineligible for RACF definition.
- 0,4,8 As the result of a DEFINE, IMPORT, or IMPORTRA command, VSAM attempted to define a RACF profile for a cluster/alternate index, data, or index object (reason code 0, 4, or 8 respectively). The profile could not be established because this data set cannot be defined to the Security Subsystem.
- Programmer Response:* For reason codes:  
0,4,8 Examine the requirements for defining a data set in the Security Subsystem as specified in your installation's security subsystem documentation. Modify the data set characteristics (usually, name) accordingly.
- 120 Attempt to modify non-existent or system field. This is a system error.
- Programmer Response:* For reason codes:  
0 Call IBM for programming support.
- 124 Invalid control interval number.
- 2 Invalid RBA return code from VSAM record management.
- 4 Define of a VSAM catalog and the VSAM open encountered an incorrect record.
- 6 Catalog Control Record (CCR) was retrieved erroneously.
- 8 Invalid catalog recovery area (CRA) control interval number encountered.
- Programmer Response:* For reason codes:  
2,4,  
6,8 System error indicating that the VSAM catalog or catalog recovery area may need to be restored. Use of the Access Method Services List catalog (LISTCAT) or list catalog recovery area (LISTCRA) may be in error. It may be necessary to contact IBM for programming support.
- 128 User-provided storage is outside user region. Probable system error.
- 2 Storage validity check failed on user Field Parameter List (FPL) or on the user work area referenced from the Catalog Parameter List (CPL).
- 6 Catalog Parameter List (CPL) field that references the work area is zero.
- Programmer Response:* For reason codes:  
2,6 Contact IBM for programming support unless a user-written program is interfacing directly with VSAM catalog management.
- 132 Invalid pointer value in argument list. Probable system error.
- 2 No pointer to volume list.
- 4 No catalog Field Parameter List to access method data statistics block of data.
- 6 No catalog Field Vector Table from cluster level.
- 8 No pointer in catalog Field Parameter List to data set attributes.
- 10 No catalog Field Parameter List for volume space parameters.
- 12 No pointer to expiration date value.
- 14 No pointer to creation date in catalog Field Parameter List.
- 16 No pointer to device type in catalog Field Parameter List.
- 18 No catalog Field Parameter List in catalog Field Vector Table.
- 20 No pointer to the work area.
- 22 No pointer to password data of related object.
- 24 No pointer to OWNERID in catalog Field Parameter List.
- 26 No pointer to cluster space parameter in catalog Field Parameter List.
- 28 No pointer to data space parameter in catalog Field Parameter List.
- 30 No pointer to index space parameter in catalog Field Parameter List.
- 32 No buffer size catalog Field Parameter List in data catalog Field Vector Table.
- 34 No buffer size catalog Field Parameter List in cluster catalog Field Vector Table.
- 36 No buffer size catalog Field Parameter List in index catalog Field Vector table.
- 38 No logical record size catalog Field Parameter List in cluster or data catalog Field Vector Table.
- 40 No pointer to file sequence number in volume list catalog Field Parameter List.
- Programmer Response:* For reason codes:  
2,4,6,8,10,12,14,16,18,20,22,24,26,28,30,32,34,36,38,40 Contact IBM for programming support unless a user-written program is interfacing directly with VSAM catalog management.
- 136 Required parameters not supplied. Probable system error.
- 2 No length for volume serial list area.
- 4 Missing dname parameter with define unique data set.
- 6 Missing cluster entry name.
- 8 Missing space parameter catalog Field Parameter List in space catalog Field Vector Table.
- 10 Missing VOLSER list pointer in space catalog Field Vector Table.
- 12 Missing dname pointer in space catalog Field Vector Table.
- 16 No space parameter on 'cluster' or 'data' catalog Field Vector Table.
- 18 Average logical record size missing.
- 20 No key specified.
- 22 Unique data set needs DD statement for rename or DD statement missing.
- 24 No entries in volume list.
- 26 No entries in device type list.
- 32 An alias name was not provided on a DEFINE command.
- 34 Generation data group limit or attribute data were not provided on a DEFINE command.
- 36 No Volume Mount Table (VMT) address supplied in the Catalog Parameter List (CPL) from VSAM open/close/end-of-volume.
- Programmer Response:* For reason codes:  
2,4,6,8,10,12,16,18,20,24,26,36 Contact IBM for programming support.
- 22 Supply a dname job control statement.
- 32,34 Correct the DEFINE command and re-run the job.
- 140 Inconsistent or conflicting arguments provided.
- 2 Index component found for relative record data set or entry-sequenced data set. This is a system error.
- 4 Key range is invalid for catalog define or the Key ranges are not specified in ascending sequence in the DEFINE of a VSAM Key sequenced data set.
- 6 Key ranges found on both data and cluster catalog Field Vector Table. This is a system error.
- 8 Work area too small. This is a system error.
- 10 Space parameters found on both cluster and data catalog Field Vector Table. This is a system error.
- 12 Buffer size specified more than once. This is a system error.
- 14 Average logical record specified on index catalog Field Vector Table. This is a system error.



- 16 Average logical record not valid for catalog DEFINE.  
This is a system error.
- 18 Average logical record size size specified on cluster and data catalog Field Vector Table. This is a system error.
- 20 The key lengths for data and index are not equal. This is a system error.
- 22 Inconsistent volume lists with different names in each list.
- 24 Primary allocation for data space less than required for the catalog.





- 26 Invalid space request type for catalog DEFINE. This is a system error.
- 28 Unequal number of volume serial numbers and file sequence numbers in list entries.
- 30 More device type entries exist than volume serial numbers.
- 34 Invalid space request type on DEFINE. This is a system error.
- 40 Dname not specified for a recoverable catalog.
- 44 Relative-record data set has a maximum record length which is not equal to the average record length.
- 46 EXCEPTIONEXIT was specified for a VSAM (not enhanced VSAM) entry.
- 48 Access Method Services ALTER of the expiration date field for a nonVSAM (not enhanced VSAM) catalog entry.
- 50 Invalid update extend request.
- 52 Invalid input to VSAM catalog upgrade management.
- 54 Index component control interval number not provided as input for reset of a reusable data set processing in VSAM Catalog Management.
- Programmer Response:* For reason codes:  
2,6,8,10,12,14,16,18,20,26,34 If the reason code indicates a system error, contact IBM for programming support. Otherwise, follow the programmer response indicated by the reason code.
- 4 Correct the DEFINE command.
- 22 Correct the VOLUMES parameter or the dname job control statement.
- 24 Increase the space quantity and rerun the job.
- 28,30,
- 44 Correct the input and rerun the job.
- 40 Supply the FILE parameter and rerun the job.
- 46 ALTER exception exit is not possible for VSAM (not enhanced VSAM) data sets.
- 48 Do not attempt to alter non-existent data.
- 50,52,
- 54 System error. Contact IBM for programming support.
- 144 Invalid entry name format or the name has an initial character as a numeric.
- 2 Invalid first character (non-alphabetic). Alternate index or path name is invalid; first character must be alphabetic.
- 4 Unique name invalid because it uses Z999999 which is restricted.
- 6 Data and index names are not allowed for a catalog.
- 8 A syntax error was encountered in examining a generation data group name.
- Programmer Response:* For reason codes:  
2 Correct the entry name.  
4 Correct the name to avoid Z999999.  
6 Avoid the use of names at the INDEX and DATA level of DEFINE MASTERCATALOG and DEFINE USERCATALOG.  
8 Correct the name and re-run the job.
- 148 Volume already owned by another VSAM catalog.
- Programmer Response:* For reason code:  
0 Specify a different volume and rerun the command or use the Access Method Services ALTER REMOVE VOLUMES command to reset the volume ownership if a catalog should not own the volume.
- 152 Cannot delete a non-empty catalog.
- Programmer Response:* For reason code:  
0 If it is desired to delete the catalog without deleting all of its entries, the FORCE parameter can be specified on the Access Method Services DELETE CATALOG command.
- 156 Volume does not contain a data space with sufficient space for another VSAM data set. There is insufficient space in the data spaces allocated on the volume to satisfy a request for suballocation.
- Programmer Response:* For reason code:  
0 Use the DEFINE command to create more data spaces; or delete unneeded VSAM data sets; or decrease the amount of storage required by the object being defined.
- 160 Deletion of space object did not cause volume to be deleted. A DELETE command which deletes a space object will cause all data spaces found on the volume to be deleted, except for those which still contain data belonging to non-deleted VSAM data sets. This is merely an informational message. Note: this error code is always returned when DELETE space is requested for a volume containing a catalog.
- Programmer Response:* For reason code:  
0 If it is desired to delete all VSAM space and relinquish volume ownership without deleting all of the objects, the FORCE parameter may be used. This cannot be used on a catalog volume. Also, all VSAM objects on the volume must still be explicitly deleted from the catalog.
- 164 Insufficient storage available for work area. This condition arises when there is insufficient virtual storage available for VSAM catalog management.
- 2 GETMAIN failure, insufficient virtual storage available.
- 10 GETMAIN failure, insufficient virtual storage available for the Catalog Communication Area.
- Programmer Response:* For reason codes:  
2,10 Increase the region size available to the step.
- 168 Unsupported device type.
- 2 An Access Method Services DEFINE or IMPORT command specifies a device type that was not system generated into the system, or is not acceptable for a VSAM catalog or data set.
- 4 An invalid device name was specified on a define of a non-VSAM entry.
- Programmer Response:* For reason codes:  
2,4 Specify a device type or device name that is acceptable to the system.
- 172 Duplicate data space name on volume. A DEFINE command specifies the name of a data set, with the UNIQUE attribute, but there is already a data set on the specified volume with that name; such a data set might be a non-VSAM data set. This will also occur when a key-sequenced data set with the UNIQUE attribute specifies more than one key range on the same volume.
- 2 Duplicate name on volume during a define of a unique data set.
- 4 Duplicate name on volume during an update extend request in VSAM catalog management.
- Programmer Response:* For reason codes:  
2,4 Select another data set name, scratch the original data set from the volume or ensure that there are as many volumes as key ranges for define of a unique KSDS.
- 176 No space in VTOC (volume table of contents) for DSCB (data set control block). During the definition or extension of a data space, an attempt was made to perform a DADSM allocate or extend function on a volume in which a new DSCB was to have been written, but there is no space in the VTOC for an additional DSCB.
- Programmer Response:* For reason code:  
0 Delete any unneeded data sets or data spaces from the volume, in order to make additional DSCBs available, or recreate the volume with a larger VTOC.
- 180 Data space name not found. Probable system error.

*Programmer Response:* For reason code:

- 0 Perform the problem determination action. The catalog or a volume may have been totally or partially destroyed.
- 184 Data set currently open and cannot be deleted or altered. This condition arises when two different jobs are referencing the same VSAM data set simultaneously.
- 4 The data or index component (or both) is (are) in use and the data set cannot be deleted.
- 6 The data component of the page data set is in use or resides on the same volume as another data component of a page data set which is in use. The data set cannot be deleted or altered.

*Programmer Response:* For reason code:

- 4 Rerun the command, and to ensure proper completion, specify a disposition parameter of OLD, not SHR.
- 6 Rerun the command ensuring that the page data set is not active or any other page data set on the same volume is not active.
- 188 Catalog unavailable for the remainder of processing which establishes volumes as candidates for future extension. This occurs during define of VSAM data sets only when another error is encountered during candidate processing. This code appears as a reason code for the volumes that are not processed due to the other error code which will appear in the Access Method Services job stream output.
- 2 No Request Parameter List was found to be available for processing of a VSAM catalog request. The request is ignored until the catalog is available.

*Programmer Response:* For reason code:

- 2 If this error causes a job to terminate, contact IBM for programming support. Otherwise, it is only a means of communicating a condition within the system that is not an error.
- 188 Correct the error associated with the other error code and rerun the job.
- 192 Maximum logical record length specified is greater than 32,761 for a non-spanned data set.

*Programmer Response:* For reason code:

- 0 Reduce the maximum logical record length or define the data set as spanned.
- 196 Data component control interval size specified is greater than 32,767.
- 0 *Programmer Response:* For reason code: Reduce the control interval size of the data component.
- 200 Index component control interval size specified is greater than maximum block size of index device.

*Programmer Response:* For reason code:

- 0 Reduce the control interval size of the index component or use a different device with a larger maximum block size.
- 204 Key specification extends beyond end of maximum logical record.

*Programmer Response:* For reason code:

- 0 Reduce the key length, change the key position, or increase the logical record length.
- 208 Buffer space specified is too small. The buffer size specified during a define action is too small to contain the minimum number of control intervals for the type of VSAM data set being defined. An indexed data set requires enough virtual storage for two data component control intervals, plus one for an index component control interval; a non-indexed data set requires two for the data component.

*Programmer Response:* For reason code:

- 0 Increase the buffer size specified (via the BUFFERSPACE parameter of the DEFINE command).
- 212 Control interval size calculation unsolvable. This condition arises should VSAM Catalog Management be unable to compute an acceptable control interval size value. This condition only occurs in the DEFINE and IMPORT commands.
- 0 Control interval and/or control area calculations are unsolvable with specified parameters.
- 4 Specified and default values result in only one control interval per control area for a key-sequenced data set.
- 6 Two times the maximum index CONTROLINTERVALSIZE is greater than the physical block size for nonunique.
- 8 Two times the maximum index CONTROLINTERVALSIZE is greater than the physical block size for unique object.
- 10 Buffer space too small for nonunique object.

*Programmer Response:* For reason codes:

- 0 Refer to *OS/VS Virtual Storage Access Method (VSAM) Programmer's Guide* to determine which of the specifications (buffer size, control interval size, device type, logical record size, and the UNIQUE attribute) may have caused the problem.
- 4 Correct the input and rerun the job.
- 6,8 Correct the block size or control interval size and rerun the job.
- 10 Correct the buffer size and rerun the job.
- 216 VTOC (volume table of contents) of volume is invalid. The volume's VTOC is not interpretable.
- 4 Invalid VTOC deleted during update extend processing for a VSAM data set.

*Programmer Response:* For reason code:

- 4 Have the volume restored in order to correct the VTOC.
- 220 DOS VTOC cannot be converted to an OS VTOC. During the initial allocation or extension of a data space on a DOS formatted volume, an error occurred in DADSM when it attempted to convert the DOS VTOC to an OS VTOC.
- x The reason code represents the OS/VS DADSM error return code passed back to the VSAM catalog update extend function.

*Programmer Response:* For reason code:

- x Restore the volume in order to correct the VTOC.
- 224 A field in a catalog entry has exceeded the maximum allowable number of repetitions. This condition arises should one of the repeating fields within the catalog entry be requested to be extended, and the extension is not possible; for example, should more than 255 volume serials be attempted to be placed in the entry, as might happen when an ALTER command attempts, through the ADDVOLUMES parameter, to add more candidate volumes to the entry.

*System Action:* The additional values are not added to the entry.

- 0 Maximum number of volume extent (group occurrence) pointers have been processed.
- 2 More than 255 volume extent (group occurrence) pointers in a record, or more than 125 alternate indexes in the upgrade set.

*Programmer Response:* For reason codes:

- 0,2 Determine why the excessive values are being supplied.
- 226 Test authorization macro failed.

*Programmer Response:* For reason code:

- 4 Contact IBM for programming support.
- 228 Time-of-day clock read encountered a hardware error.

*Programmer Response:* For reason code:

- 0 Contact IBM for system support.

**230** VSAM catalog retrieve of a control interval failed to get a low range record from the VSAM catalog. Probable system error.

*Programmer Response:* For reason code:

- 0 Contact IBM for programming support.

**232** An error was encountered while VSAM Catalog Management was performing SMF (System Management Facility) processing.

- x The reason code represents the VSAM catalog management error code corresponding to the error encountered while performing SMF processing.



*Programmer Response:* For reason code:

- x Examine the reason code returned and rerun the job after performing the required corrective measures.

**234** End of data encountered while reading the low data key range of the VSAM catalog. Probable system error.

*Programmer Response:* For reason code:

- 0 Contact IBM for programming support.

**236** Error encountered in space-map. This condition arises when the catalog's volume entry is invalid.

- 2 Error while scanning the space-map.

- 4 Invalid run length code found in the space-map.

*Programmer Response:* For reason codes:

- 2,4 The volume entry record needs to be reconstructed. If that is not possible the catalog needs to be restored.

**238** No user catalog entry in the master catalog for Convert Volume processing.

*Programmer Response:* For reason code:

- 0 Use the Access Method Services IMPORT CONNECT command to put an entry for the user catalog into the master catalog.

**240** Required DD statement not supplied.

- 4 The OS/VS DEVTYPE function failed during DEFINE processing.

- 8 Invalid device type encountered during DEFINE processing.

- 14 Delete of a unique object but no DD statement supplied.

- 16 Delete of a non-VSAM object with the scratch option but no DD statement supplied.

- 18 Delete of a VSAM object with the erase option but no DD statement supplied.

- 22 No DDname match found in the TIOT.

- 34 Unable to determine the DD statement name for a catalog recovery area (CRA).

- 36 A required DD statement is missing.

*Programmer Response:* For reason codes:

4,8,14,16,18,22,34,36 Provide the required parameter, or ensure that the DD statement name is correctly spelled, or that the DD statement is present for the step. Also, ensure that the volumes can be allocated by dynamic allocation. If all of this seems to be proper, contact IBM for programming support.

**242** A physical I/O error occurred trying to erase the data set being deleted.

- x The reason codes are those corresponding to a VSAM Record Management physical I/O error.

*Programmer Response:* For reason code:

- x Rerun with the NOERASE option. Data set cannot be deleted.

**244** Erase action failed. This condition arises should VSAM Catalog Management be unable to open the VSAM data set being deleted.

*System Action:* The delete action on that data set is voided.

*Programmer Response:* For reason codes:

- x Determine why the erasure was impossible. Alternatively, rerun the DELETE command with the NOERASE option. Reason codes are returned from VSAM open.

**248** Volume record not found. This condition arises when a function requires a volume that is not owned by the VSAM catalog being used.

*Programmer Response:* For reason code:

- 0 If this occurs during a define action, check whether the volumes specified in the VOLUMES parameter have been defined in the catalog in which the present DEFINE command is cataloging a new VSAM object; if not, execute a define of a space object against the volumes. Further, the volumes might already be owned

by a catalog other than the one in which the current object is being defined. In this case, choose other volumes or cause the volume to be owned by the current catalog. Similarly, this condition may arise during an IMPORT or ALTER operation.

**250** VSAM Record Management has found a logical error during erase processing while deleting a VSAM data set.

*System Action:* The delete action on that data set is ignored, processing continues.

*Programmer Response:* For reason codes:

- x The data set cannot be erased. Rerun the DELETE command with the NOERASE option. Reason codes are from VSAM Record Management logical I/O error.

#### **IDC3010I UNABLE TO OPEN dsn**

*Explanation:* The dname specified in the command with dsn indicated either concatenated catalogs or a data set different from dsn.

*System Action:* The command terminates with a condition code of 12.

*Programmer Response:* Ensure that the dname specified in the command does not identify a DD statement that defines concatenated catalogs, unless the desired catalog is the first in the concatenation. Ensure that the command and the JCL specify the same data set.

*Problem Determination:* Table I, items 1, 2, 3, 4, 29.

#### **IDC3012I ENTRY entryname NOT FOUND**

*Explanation:* The data set name supplied by the user is not in the specified catalog. See the associated second-level message for the specific catalog management error code values. In the TSO environment the second-level message is not displayed, except by request. To request it, enter a question mark (?) after the TSO READY message.

*System Action:* Processing associated with the entry not found is terminated.

*Programmer Response:* Check that the entry name is spelled correctly; verify the use of JOBCAT and STEPCAT catalogs, if employed.

#### **IDC3013I DUPLICATE DATA SET NAME**

*Explanation:* The data set name supplied by the user is already in the specified catalog. See the associated second-level message for the specific catalog management error code values. In the TSO environment the second-level message is not displayed, except by request. To request it, enter a question mark (?) after the TSO READY message.

*System Action:* Processing of the command is terminated.

*Programmer Response:* Check that the entry name is spelled correctly; verify the use of the JOBCAT and STEPCAT catalogs, if employed.

#### **IDC3014I CATALOG ERROR**

*Explanation:* An error occurred during a catalog operation. See the associated second-level message for the specific catalog management error code values. In the TSO environment the second-level message is not displayed, except by request. To request it, enter a question mark (?) after the TSO READY message.

*System Action:* Processing associated with the catalog error is terminated.

*Programmer Response:* See the programmer response associated with the second-level message.

#### **IDC3016I CATALOG IS NOT AVAILABLE**

*Explanation:* A required catalog is unavailable to perform the

specified command. See the associated second-level message for the specific catalog management error code values. In the TSO environment the second-level message is not displayed, except by request. To request it, enter a question mark (?) after the TSO READY message.

*System Action:* The command is terminated.

*Programmer Response:* Ensure that the catalog specified by the command exists or determine why it cannot be accessed.

#### IDC3017I INSUFFICIENT SPACE IN CATALOG

*Explanation:* The catalog is full. There is no more space on the volume in which the catalog resides, or the maximum number of extents has been reached. See the associated second-level message for the specific catalog management error code values. In the TSO environment the second-level message is not displayed, except by request. To request it, enter a question mark (?) after the TSO READY message.

*System Action:* The command is terminated.

*Programmer Response:* Scratch unneeded data sets from the volume; delete unneeded VSAM data sets. See your system programmer for assistance in reorganizing the catalog.

#### IDC3018I SECURITY VERIFICATION FAILED

*Explanation:* The number of attempts (see the ATTEMPTS parameter of the DEFINE command in OS/VS2 Access Method Services) was exceeded by the operator, or the user-specified verification routine (see the AUTHORIZATION parameter of the DEFINE command) failed to authorize use of the data set or the user's RACF authorization was inadequate. See the associated second-level message for the specific catalog management error code values. In the TSO environment the second-level message is not displayed, except by request. To request it, enter a question mark (?) after the TSO READY message.

*System Action:* The command is terminated.

*Programmer Response:* Correct the password specified, obtain the required RACF authorization, or determine why the verification routine did not allow access.

#### IDC3019I INVALID ENTRY TYPE FOR REQUESTED ACTION

*Explanation:* This condition arises if, for example, an attempt was made to DELETE an index component of a VSAM data set. See the associated second-level message for the specific catalog management error code values. In the TSO environment the second-level message is not displayed, except by request. To request it, enter a question mark (?) after the TSO READY message.

*System Action:* The command is terminated.

*Programmer Response:* Ensure that the specified action is allowed for this entry type. The entry type can be validated by the LISTCAT command.

#### IDC3020I INSUFFICIENT SPACE ON USER VOLUME

*Explanation:* A specified volume cannot accommodate either the initial allocation of space or a subsequent extension. See the associated second-level message for the specific catalog management error code values. In the TSO environment the second-level message is not displayed, except by request. To request it, enter a question mark (?) after the TSO READY message.

*System Action:* The command is terminated.

*Programmer Response:* Scratch unneeded data sets from the volume, or execute an ALTER command to add candidate volumes for the data set.

#### IDC3021I USER VOLUME NOT MOUNTED

*Explanation:* An attempt to update the VTOC on a volume failed because the volume was not mounted. See the associated second-level message for the specific catalog management error code values. In the TSO environment the second-level message is not displayed, except by request. To request it, enter a question mark (?) after the TSO READY message.

*System Action:* The command is terminated.

*Programmer Response:* Ensure that the volume is mounted.

#### IDC3022I INVALID RELATED OBJECT

*Explanation:* The object specified in the RELATE parameter of a DEFINE command does not exist, or is improper for the type of object being defined. See the associated second-level message for the specific catalog management error code values. In the TSO environment the second-level message is not displayed, except by request. To request it, enter a question mark (?) after the TSO READY message.

*System Action:* The command is terminated.

*Programmer Response:* Correct the DEFINE command so that the entry named in the RELATE parameter is correct.

#### IDC3023I UNEXPIRED PURGE DATE

*Explanation:* An attempt to delete an entry failed because its expiration date has not been reached, and the PURGE option was not specified. See the associated second-level message for the specific catalog management error code values. In the TSO environment the second-level message is not displayed, except by request. To request it, enter a question mark (?) after the TSO READY message.

*System Action:* The command is terminated.

*Programmer Response:* Specify the PURGE option, if desired, and rerun the command.

#### IDC3024I VOLUME OWNED BY ANOTHER CATALOG

*Explanation:* Only one catalog may own (that is, allocate space upon) a given volume. See the associated second-level message for the specific catalog management error code values. In the TSO environment the second-level message is not displayed, except by request. To request it, enter a question mark (?) after the TSO READY message.

*System Action:* The command is terminated.

*Programmer Response:* Specify an unowned volume and rerun the command, or use the ALTER REMOVEVOLUMES command to reset the volume ownership if a catalog does not own the volume.

#### IDC3025I INSUFFICIENT SUBALLOCATION DATA SPACE

*Explanation:* A volume does not contain a data space with sufficient room for allocation of another VSAM data set. See the associated second-level message for the specific catalog management error code values. In the TSO environment the second-level message is not displayed, except by request. To request it, enter a question mark (?) after the TSO READY message.

*System Action:* The command is terminated.

*Programmer Response:* Use the DEFINE command to create additional data space, delete unneeded VSAM data sets, or decrease the amount of storage required by the object being defined.

#### IDC3026I DUPLICATE DATA SPACE NAME ON VOLUME

*Explanation:* A DEFINE operation specifies the name of a data set, with the UNIQUE attribute, but there is already a data set



on the volume with the same name. This will also occur when attempting to define a KSDS, with the UNIQUE attribute, which has more than one key range on the same volume. See the associated second-level message for the specific catalog





management error code values. In the TSO environment the second-level message is not displayed, except by request. To request it, enter a question mark (?) after the TSO READY message.

*System Action:* The command is terminated.

*Programmer Response:* Choose another data set name; scratch the original data set from the volume; or if duplication is due to key ranges, ensure each UNIQUE keyrange is on a separate volume.

#### IDC3027I NO SPACE IN VTOC FOR DSCB

*Explanation:* During the definition or extension of a data space, an attempt was made to perform a DADSM allocate or extend function, but there was no space in the VTOC for an additional DSCb. See the associated second-level message for the specific catalog management error code values. In the TSO environment the second-level message is not displayed, except by request. To request it, enter a question mark (?) after the TSO READY message.

*System Action:* The command is terminated.

*Programmer Response:* Delete any unneeded data sets or data spaces from the volume to make additional DSCBs available, or recreate the volume with a larger VTOC.

#### IDC3028I DATA SET IN USE

*Explanation:* The data set is currently open and cannot be deleted. This condition arises when two different jobs are referencing the same VSAM data set simultaneously. See the associated second-level message for the specific catalog management error code values. In the TSO environment the second-level message is not displayed, except by request. To request it, enter a question mark (?) after the TSO READY message.

*System Action:* The command is terminated.

*Programmer Response:* Rerun the command and specify disposition of OLD, not SHR.

#### IDC3029I LOGICAL RECORD LENGTH EXCEEDS 32761

*Explanation:* The maximum logical record length specified is greater than 32,761 for a non-spanned data set. See the associated second-level message for the specific catalog management error code values. In the TSO environment the second-level message is not displayed, except by request. To request it, enter a question mark (?) after the TSO READY message.

*System Action:* The command is terminated.

*Programmer Response:* Reduce the maximum logical record length or define the data set as spanned.

#### IDC3030I CONTROL INTERVAL SIZE TOO LARGE

*Explanation:* The data component control interval size specified is greater than 32,767; or the index component control interval size is greater than the maximum block size of the index device. See the associated second-level message for the specific catalog management error code values. In the TSO environment the second-level message is not displayed, except by request. To request it, enter a question mark (?) after the TSO READY message.

*System Action:* The command is terminated.

*Programmer Response:* Reduce the control interval size; or use a different device with a larger blocksize, if the error occurred due to the index component's device type.

#### IDC3031I KEY EXTENDS BEYOND MAXIMUM RECORD LENGTH

*Explanation:* The KEY specification extends beyond the end of the maximum logical record. See the associated second-level

message for the specific catalog management error code values. In the TSO environment the second-level message is not displayed, except by request. To request it, enter a question mark (?) after the TSO READY message.

*System Action:* The command is terminated.

*Programmer Response:* Reduce the key length, change the key position, or increase the record length.

#### IDC3032I BUFFERSPACE TOO SMALL

*Explanation:* The buffersize specified during a define operation is too small to contain the minimum number of control intervals for the VSAM data set being defined. See the associated second-level message for the specific catalog management error code values. In the TSO environment the second-level message is not displayed, except by request. To request it, enter a question mark (?) after the TSO READY message.

*System Action:* The command is terminated.

*Programmer Response:* Increase the BUFFERSPACE parameter of the DEFINE command.

#### IDC3033I VOLUME RECORD NOT FOUND IN CATALOG

*Explanation:* This condition arises when a function requires a volume that is not owned by the VSAM catalog being used. See the associated second-level message for the specific catalog management error code values. In the TSO environment the second-level message is not displayed, except by request. To request it, enter a question mark (?) after the TSO READY message.

*System Action:* The command is terminated.

*Programmer Response:* Ensure that the volumes specified have been defined in the catalog against which the request is being issued.

#### IDC3034I COMMAND FAILED DURE TO DUPLICATE RACF PROFILE

*Explanation:* As the result of an IMPORT, IMPORTRA or a DEFINE command, VSAM Catalog Management has attempted to establish a profile. This attempt failed because a profile with the same name exists.

Note that in addition to this message, an IDC3009I message with a 114 return code will also be issued.

*System Action:* The command is terminated.

*Programmer Response:* Check the reason code on the accompanying IDC3009I message. Take the recommended action for this reason code and rerun the job.

#### IDC3036I DATASET COULD NOT BE DEFINED TO SECURITY SUBSYSTEM

*Explanation:* Catalog management attempted to define a RACF profile for the data set. The security Subsystem rejected the RACF DEFINE command because the characteristics of the user and/or the data set makes the data set not eligible for definition.

*System Action:* The command is terminated.

*Programmer Response:* Compare the characteristics of the data set with the inclusion standards of the Security Subsystem package as specified in your installation's security subsystem documentation. Modify the data set characteristics accordingly and rerun the job.

#### IDC3062I \*\* CARTRIDGE LABELS AND INVENTORY RECORD NOT RESTORED

*Explanation:* An error was encountered while relabeling a mass storage volume. The attempt to restore the labels of the cartridges and Inventory data set to their original status failed.

The volume serial mismatch may exist between the cartridge labels and volume label for the volume. See the preceding message for further explanation of the problem.

**Programmer Response:** Correct the problem as identified in the preceding message and take the following actions for the command that failed:

- **If a Rename Operation Failed for ADDV**  
Run ADDV to backout or retry the rename operation if the volume is inactive. If the volume is active, run MODIFYV or STOREV to either backout or retry the rename operation. If the ADDV, MODIFYV, or STOREV commands are run to recover from a rename failure, a DD statement for the volume is required and must specify deferred mounting. The values specified for the VOLUME and NEWSERIAL parameters depend upon how the volume record is recorded

in the Inventory data set. If the cartridge labels have been updated, the volume record will be identified by the new volume serial number. For the VOLUME parameter, specify the volume serial number as recorded in the cartridge labels and the volume record. For the NEWSERIAL parameter, specify the desired volume serial number. Note that the security check for nonVSAM status and password protected data sets is bypassed only if the NEWSERIAL parameter specifies the same volume serial number as recorded in the Inventory data set for the volume label. This allows the original volume serial number of a VSAM volume to be restored if the volume is left partially renamed.



If ADDV, MODIFYV, or STOREV terminates without indicating the status of the rename operation, LISTMSVI can be run to determine whether the volume is flagged for recovery purposes. If the mismatch flag is set in the volume record, LISTMSVI not only lists the standard information for the volume but also highlights the preceding volume and that serial number 'nnnnnn' is recorded in the volume label of the volume.

- If a Rename Operation Failed for MODIFYV

To recover from a MODIFYV rename failure 1) run ADDV to activate the volume if the volume is merely inactive and has no volume serial mismatch condition, or 2) run ADDV to both activate the volume and complete the rename operation if the volume is both inactive and has a volume serial mismatch condition, or 3) rerun MODIFYV to complete or retry the rename operation if the volume is active but has a mismatch condition, or 4) run STOREV to complete or retry the rename operation if the volume is active and if a duplicate volume serial number is desired as a result of the rename.

For the DD statement requirements, the proper VOLUME and NEWSERIAL parameter values, and use of LISTMSVI, refer to the description above for an ADDV rename failure.

*Problem Determination:* Table I, items 1, 2, 3, 4, 13, 29, 34a, and 34c.

#### IDC3066I \*\* UNABLE TO CLEAR INCOMPLETE - COPY FLAG FROM INVENTORY RECORD

*Explanation:* The incomplete-copy flag in the Inventory record for the volume could not be cleared. See the preceding message for further explanation of the failure.

*System Action:* The command terminates with an error message.

*Programmer Response:* Correct the problem as indicated in the preceding message. Take one of the following actions for the command that failed:

- If a Copy Operation Failed in COPYV

Rerun COPYV to complete the copy operation to the incomplete copy volume (COPYV will reuse the cartridges of the incomplete copy volume for the new copy) or run SCRATCHV to scratch the incomplete copy volume before rerunning the COPYV command.

If COPYV terminates without indicating the status of the copy operation, LISTMSVI can be run to determine whether the volume is flagged for recovery purposes. If the incomplete copy flag is set in the copy volume record, LISTMSVI not only lists the standard information for the volume but also highlights the volume report with a note that a copy operation failed for the preceding copy volume.

- If a Copy Operation Failed for RECOVERV

Rerun RECOVERV to complete the recover operation to the target volume that is flagged as an incomplete copy volume. Otherwise, run SCRATCHV to scratch the target volume. The incomplete copy volume may even be used as the target volume in the CONVERTV command. In all cases, the empty VTOC check or security check for password protected data sets is bypassed.

If the SCRATCHV command is run, the DD statement is not required for the volume and if provided, must specify deferred mounting. If the RECOVERV command is rerun, the DD statement is not required for the target volume, which is flagged as an incomplete copy, unless the volume serial number of the target volume is different from the source volume. If a DD statement is provided for the target volume, deferred mounting must be specified. If a VSAM catalog is on the volume, a DD statement for the catalog is

not required; if provided, deferred mounting must be specified.

If RECOVERV terminates without indicating the status of the recover operation, LISTMSVI can be run to determine whether the volume is flagged for recovery purposes. If the incomplete copy flag is set in the target volume record, LISTMSVI not only lists the standard information for the volume but also highlights the volume report with a note that a copy operation failed for the preceding volume.

- If a Copy Operation Failed for CONVERTV

Rerun CONVERTV to complete the conversion operation to the target volume that is flagged as an incomplete copy volume. Otherwise, run SCRATCHV to scratch the target volume. The incomplete copy volume may even be used as the target volume in the RECOVERV command. In all cases, the empty VTOC check or the security check for password protected data sets is bypassed.

If the SCRATCHV command is run, the DD statement is not required for the incompletely copied volume and if provided, must specify deferred mounting. If a VSAM catalog is on the volume and a DD statement for the target volume must be provided and must specify deferred mounting. If a VSAM catalog is on the volume and a DD statement is provided for the catalog, the DD statement must also specify deferred mounting.

If CONVERTV terminates without indicating the status of the conversion operation, LISTMSVI can be run to determine whether the volume is flagged for recovery purposes. If the incomplete copy flag is set in the target volume record, LISTMSVI not only lists the standard information for the volume but also highlights the volume report with a note that a copy operation failed for the preceding volume.

*Problem Determination:* Table I, item 2, 3, 4, 13, 29, 35a, and 35c.

#### IDC3067I FROM | TO VOLUME volser OWNED BY A VSAM CATALOG

*Explanation:* Volume (volser) is owned by a VSAM catalog and cannot be used. "From" and "to" designate which volume is unusable for those commands processing both a source and target volume having the same volume serial numbers.

*System Action:* The command terminates with a message.

*Programmer Response:* Before running the command, either:

- Select a volume not cataloged in a VSAM catalog.
- Use the Access Method Services DELETE command to delete all VSAM data sets and data spaces on the volume, provided the volume is active and mountable.
- Do not specify a new serial number through the NEWSERIAL parameter in the command statement.

*Problem Determination:* Table I, item 2, 3, 4, 13, 25b, 29, 31, and 35c.

#### IDC3070I \*\* SERIAL | OWNER | SERIAL, OWNER NOT UPDATED IN VOLUME LABEL [OF TO VOLUME]

*Explanation:* Either the volume serial number or owner name or both was not updated in the volume label as requested. For those commands processing both a source and target volume having the same volume serial number, 'of to volume' indicates which volume could not be updated. A mismatch may exist between the cartridge labels and the volume label for the mass storage volume. See the preceding message for further explanation of the problem.

*System Action:* The command terminates with a message reflecting the severity of the error.

*Programmer Response:* Take one of the following actions for the command that failed:

- If a Rename Operation Failed for ADDV

Run ADDV to backout or retry the rename operation if the volume is inactive. If the volume is active, run MODIFYV or STOREV to either backout or retry the rename operation. If the ADDV, MODIFYV, or STOREV commands are run to recover from a rename failure, a DD statement for the volume is required and must specify deferred mounting. The values specified for the VOLUME and NEWSERIAL parameters depend upon how the volume record is recorded in the Inventory data set. If the volume record is identified by the new volume serial number because the cartridge labels have been updated, both the VOLUME and NEWSERIAL parameters must specify the new volume serial number. Otherwise, specify the old volume serial number with the VOLUME parameter and the desired value for the new volume serial number with the NEWSERIAL parameter. Note that the security check for nonVSAM status and password protected data sets is bypassed only if the NEWSERIAL parameter specifies the same volume serial number as recorded in the Inventory data set for the volume label. This allows the original volume serial number of a VSAM volume to be restored if the volume is left partially renamed.

If ADDV, MODIFYV, or STOREV terminates without indicating the status of the rename operation, LISTMSVI can be run to determine whether the volume is flagged for recovery purposes. If the mismatch flag is set in the volume record, LISTMSVI not only lists the standard information for the volume but also highlights the volume report with a note that a rename operation failed for the preceding volume and that serial number 'nnnnn' is recorded in the volume label of the volume.

- If a Rename Operation Failed for MODIFYV

To recover from a MODIFYV rename failure 1) run ADDV to activate the volume if the volume is merely inactive and has no volume serial mismatch condition, or 2) run ADDV to both activate the volume and complete the rename operation if the volume is both inactive and has a volume serial mismatch condition, or 3) rerun MODIFYV to complete or retry the rename operation if the volume is active but has a mismatch condition, or 4) run STOREV to complete or retry the rename operation if the volume is active and if a duplicate volume serial number is desired as a result of the rename.

For the DD statement requirements, the proper VOLUME and NEWSERIAL parameter values, and use of LISTMSVI, refer to the description above for an ADDV rename failure.

- If a Rename Operation Failed for STOREV

Rerun STOREV or run MODIFYV to either backout or retry the rename operation.

For the DD statement requirements, the proper VOLUME and NEWSERIAL parameter values, and use of LISTMSVI, refer to the description above for an ADDV rename failure.

*Problem Determination:* Table I, items 2, 3, 4, 13, 29, 35a, and 35c.

#### IDC3071I \*\* COPY NOT COMPLETED

*Explanation:* The copy operation failed. The target volume is marked incomplete in the Inventory data set and will be reused when the command is rerun. See the preceding message for further explanation of the failure.

*System Action:* The command terminates with an error message.

*Programmer Response:* Correct the error as identified by the preceding message. To rerun the command, follow the appropriate recovery actions identified in the recovery section of the publication, "OS/VS Mass Storage System (MSS) Services for Space Management", GC35-0012.

*Problem Determination:* Table I, items 2, 3, 4, 13, 29, 30, 35a, and 35c.

#### IDC3072I VOLUME ATTRIBUTES DO NOT AGREE WITH GROUP ATTRIBUTES

*Explanation:* One or more of the specified volume attributes (bind/nobind, readonly/readwrite, dasderase/nodasderase, exclusive/shared) do not agree with the group level specifications for all general-use volumes belonging to the group.

*System Action:* The command terminates with an error message.

*Programmer Response:* Use the LISTMSVI command to list the group level specifications. Rerun the command with volume attributes specified that correspond to the group that the volume is being assigned to.

*Problem Determination:* Table I, items 2, 3, 4, 13, 29, 35a, and 35c.

#### IDC3077I \*\* CART csn [csn] NOT IN MSF FOR VOL volser

*Explanation:* The cartridges assigned to volume (volser) cannot be found in the Mass Storage Facility (MSF). The cartridge serial numbers (csn [csn]) identify the sequence one and/or sequence two cartridge not in the MSF. See the preceding message for additional information.

*System Action:* The command terminates with a message.

*Programmer Response:* Correct the problem as indicated in the preceding message. If the cartridges are outside the MSF, reenter the cartridges and rerun the command.

*Problem Determination:* Table I, items 2, 3, 4, 13, 29, 35a, and 35c.

#### IDC3081I \*\* RECORD NOT RETRIEVED FROM INVENTORY FOR COPY yyddd, NO. nnn

*Explanation:* The record cannot be accessed in the Inventory data set for the copy created on the date indicated by "yyddd" and assigned the copy sequenced number (nnn) for that date. See the preceding message for a further explanation of the error.

*System Action:* The command terminates with a message unless additional copies are to be processed.

*Programmer Response:* Correct the error as indicated in the preceding message. Before rerunning the command, ensure that copy date and sequence number are specified correctly.

*Problem Determination:* Table I, items 2, 3, 4, 13, 29, 30, 35a, and 35c.

#### IDC3082I \*\* COPY NOT PERFORMED

*Explanation:* The copy operation could not be started to the target volume. The target volume remains usable since the original data on the volume has not been destroyed. See the preceding message for a further explanation of the problem.

*System Action:* The command terminates with an error message.

*Programmer Response:* Correct the error as identified in the preceding message. To rerun the command, follow the appropriate recovery actions identified in the recovery section of the publication "OS/VS Mass Storage System (MSS) Services for Space Management", GC35-0012.

*Problem Determination:* Table I, items 2, 3, 4, 13, 29, 30, 35a, and 35c.

#### IDC3089I A DUPLICATE VOLUME EXISTS WITH SERIAL NO. volser

*Explanation:* More than one volume with the volume serial



number (volser) is recorded in the Inventory data set. Duplicate volumes within the same Mass Storage System occur when:

- The record is deleted from the Inventory data set for an ejected volume and before the volume is reentered the serial number has been assigned to another volume.
- The record for an ejected copy volume is deleted from the Inventory data set and the copy is reentered.
- A volume is entered in the Mass Storage Facility from another Mass Storage System.

**System Action:** The command terminates with an error message.

**Programmer Response:** Run the LISTMSVI command to obtain the sequence one and sequence two cartridge serial numbers of the correct volume to be processed. Rerun the command specifying either cartridge serial number with the CARTRIDGE parameter so that the command can select the correct volume.

**Problem Determination:** Table I, items 2, 3, 4, 13, 29, 35a, and 35c.

#### **IDC3090I VOLUME volser CANNOT BE RELABELED: READONLY ATTRIBUTE IS ASSIGNED**

**Explanation:** Volume (volser) has the attribute assigned which prohibits any changes to be made to the volume.

**System Action:** The command terminates with a message identifying the severity of the error.

**Programmer Response:** If the volume is recorded as active in the Inventory data set, use the MODIFYV command to change the READONLY attribute to READWRITE. If the volume to be relabeled is inactive, use the ADDV command and specify the READWRITE parameter.

**Problem Determination:** Table I, items 2, 3, 4, 13, and 29.

#### **IDC3092I FILE PARAMETER WITH DEFERRED MOUNT REQUIRED**

**Explanation:** The volume is recorded in the Inventory data set as incompletely created, incompletely copied, or as having a volume serial number mismatch. These problems may cause dynamic allocation of the volume to encounter an error. Therefore, this command requires a FILE parameter on the command statement. The FILE parameter must specify the name of a JCL DD statement which allocates a unit with deferred mounting to prevent allocation from mounting the volume.

**System Action:** The command terminates with a message identifying the severity of the error.

**Programmer Response:** Rerun the command with the FILE parameter specifying the name of a JCL DD statement which allocates a unit with deferred mounting.

**Problem Determination:** Table I, items 1, 2, 3, 4, 13, 29, 35a, and 35c.

#### **IDC3094I VOLUME volser CANNOT BE RENAMED; COPIES EXIST**

**Explanation:** The volume serial number cannot be changed on volume (volser) because there are existing copies of the volume made via the COPYV command.

**System Action:** The command terminates with an error message.

**Programmer Response:** Run the SCRATCHV command to scratch all existing copies of the volume and rerun the command. If the copies must be saved, run the EJECTV command with the NORECORD option for each copy volume, or run the REMOVEVR command if the copy is already ejected. This deletes the copy volume record information recorded in the Inventory data set and permits the original volume to be renamed. (However, if an ejected copy volume, not recorded in

the Inventory data set, is reentered in the Mass Storage Facility, the copy will be recorded as a duplicate volume.)  
**Problem Determination:** Table I, items 2, 3, 4, 13, 29, 35a, and 35c.

#### **IDC3099I LENGTH OF CARTRIDGE SERIAL NUMBER csn INVALID**

**Explanation:** A cartridge serial number cannot be less than eleven characters in length. The message identifies the cartridge serial number (csn) with the invalid length.

**System Action:** The command terminates with a message unless additional cartridges have been specified for processing.

**Programmer Response:** Specify an 11- or 12-character cartridge serial number and rerun the command. If a cartridge serial number of 11 characters is specified, the command extends the cartridge serial number to 12 characters by inserting a blank character in the fourth position from the left. If you specify 12 characters, be sure to include the value in quotes because a blank is required as the fourth character.

**Problem Determination:** Table I, items 2, 3, 4, 13, and 29.

#### **IDC3113I INVALID LEVEL PARAMETER**

**Explanation:** There is an asterisk (\*) in the last position of the LEVEL parameter.

**System Action:** The command terminates.

**Programmer Response:** Remove the asterisk from the last position of the LEVEL parameter, and rerun the command.

**Problem Determination:** Table I, items 1, 2, 3, 4, 13, and 29.

#### **IDC3190I 'keywd' PARAMETER INVALID WITH ENTRY TYPE**

**Explanation:** The specified keyword, 'keywd', is improper for the type of object being altered. This is usually a problem in distinguishing between cluster and data/index component attributes.

**System Action:** The command is terminated.

**Programmer Response:** Specify the proper data set name and rerun the command.

**Problem Determination:** Table I, items 4, 29.

#### **IDC3200I TOO MANY POSITIONAL PARAMETERS AFTER 'prm'**

**Explanation:** A parameter list has too many positional parameters specified.

**System Action:** Processing skips to the end of the command; interpretation of commands resumes with the next command.

**Programmer Response:** Remove the excess parameters and rerun the command.

**Problem Determination:** Table I, items 4, 29.

#### **IDC3201I CONSTANT 'xxx' EXCEEDS LENGTH LIMIT**

**Explanation:** A constant is longer than the maximum allowed by the parameter definition or by the implementation. An allowable value must be specified.

**System Action:** Processing skips to the end of the command; interpretation resumes with the next command.

**Programmer Response:** See the definition of the parameter value in question, specify an allowable value, and rerun the command.

**Problem Determination:** Table I, items 4, 29.

#### **IDC3202I ABOVE TEXT BYPASSED UNTIL NEXT COMMAND. CONDITION CODE IS 12.**

**Explanation:** Following the occurrence of an error in the current command, the remainder of the command is bypassed. An error message preceding this message in the program listing will pinpoint the error.



*System Action:* No further syntax or semantic checking is done on the command in question.

*Programmer Response:* Correct the related error and rerun.

*Problem Determination:* Table I, items 4, 29.

#### **IDC3203I ITEM 'xxx' DOES NOT ADHERE TO RESTRICTIONS**

*Explanation:* A constant (xxx) does not meet the naming restrictions on its format. This is usually a problem in specifying data set names; see OS/VS2 Access Method Services for data naming conventions.

*System Action:* Processing skips to the end of the command; interpretation resumes with the next command.

*Programmer Response:* Check the data restrictions for the parameter, correct the item, and rerun the command.

*Problem Determination:* Table I, items 4, 29.

#### **IDC3205I DELIMITER 'x' IS NOT PROPERLY PRECEDED BY A CONSTANT OR KEYWORD**

*Explanation:* A delimiter has been specified where a subparameter list or data should have appeared. The delimiter is being used improperly. Parentheses are likely to be improper or a positional parameter may be missing.

*System Action:* Processing skips to the end of the command; interpretation resumes with the next command.

*Programmer Response:* Correct the usage and rerun the command.

*Problem Determination:* Table I, items 4, 29.

#### **IDC3207I REMAINDER OF COMMAND INPUT STREAM IGNORED**

*Explanation:* An error has occurred that prohibits further scanning of the input stream. There are preceding error messages to explain the error. The condition code (MAXCC) is always set to 16 when the remainder of the input stream is ignored.

*System Action:* The remainder of the command input stream has been ignored.

*Programmer Response:* Correct the related error and rerun the job.

*Problem Determination:* Table I, items 4, 29.

#### **IDC3208I LEFT PARENTHESIS MISSING FOLLOWING KEYWORD 'keywd'**

*Explanation:* A keyword is not properly followed by an opening parenthesis delimiting the subparameter list or constants associated with the keyword.

*System Action:* Processing skips to the end of the command; interpretation resumes with the next command.

*Programmer Response:* Check the requirements of the parameter, correct the usage, and rerun the command.

*Problem Determination:* Table I, items 4, 29.

#### **IDC3209I RIGHT PARENTHESIS MISSING AFTER 'xxx'**

*Explanation:* A right parenthesis is missing which should delimit the end of one or more constants. Too many items might be specified.

*System Action:* Processing skips to the end of the command; interpretation resumes with the next command.

*Programmer Response:* Correct the usage and rerun the command.

*Problem Determination:* Table I, items 4, 29.

#### **IDC3210I INVALID PARENTHESES FOR SPECIFYING REPEATED SUBPARAMETER LIST**

*Explanation:* Parentheses for delimiting repetitions of a repeated subparameter list are missing or unmatched.

*System Action:* Processing skips to the end of the command; interpretation begins with the next command.

*Programmer Response:* Correct the usage and rerun the command.

*Problem Determination:* Table I, items 4, 29.

#### **IDC3211I KEYWORD 'keywd' IS IMPROPER**

*Explanation:* A keyword has been found which is not recognized in its specified usage. It may be misspelled, not applicable, or specified as a subparameter in the wrong subparameter list.

*System Action:* Processing skips to the end of the command; interpretation begins with the next command.

*Programmer Response:* Check the usage of the keyword and check parentheses.

*Problem Determination:* Table I, items 4, 29.

#### **IDC3212I INVALID LEFT PARENTHESIS AFTER 'prm'**

*Explanation:* A left parenthesis appears to delimit a positional parameter. However, the positional parameter is not a constant or list of constants, so no parentheses are allowed.

*System Action:* Processing skips to the end of the command; interpretation begins with the next command.

*Programmer Response:* Correct the usage and rerun.

*Problem Determination:* Table I, items 4, 29.

#### **IDC3213I KEYWORD 'keywd' APPEARS TOO OFTEN**

*Explanation:* A keyword has been coded more than once in the same parameter list or subparameter list.

*System Action:* Processing skips to the end of the command; interpretation begins with the next command.

*Programmer Response:* Remove the redundant keyword and rerun the command.

*Problem Determination:* Table I, items 4, 29.

#### **IDC3214I HEX OR BINARY CONSTANT SPECIFIED IMPROPERLY**

*Explanation:* A hexadecimal or binary constant is not of the form X'---' or B'---'.

*System Action:* Processing skips to the end of the command; interpretation begins with the next command.

*Programmer Response:* Correct the usage and rerun.

*Problem Determination:* Table I, items 4, 29.

#### **IDC3216I ABOVE TEXT BYPASSED UNTIL NEXT COMMAND**

*Explanation:* Following the occurrence of an error in the current command, the remainder of the command is bypassed. An error message preceding this message will pinpoint the error. The command was being scanned for syntax checking purposes only when the error was found.

*System Action:* No further syntax or semantic checking is done on the command in question. The system condition code is not affected.

*Programmer Response:* Correct the related error before rerunning.

*Problem Determination:* Table I, items 4, 29.

#### **IDC3217I PASSWORD IMPROPER AFTER 'prm'**

*Explanation:* A password is found following a data item that does not allow a password.

*System Action:* Processing skips to the end of the command; interpretation begins with the next command.

*Programmer Response:* Remove the improper password and rerun the command.

*Problem Determination:* Table I, items 4, 29.

**IDC3218I TOO MANY REPEATED SUBPARAMETER LISTS  
APPEAR**

*Explanation:* More repeated subparameter lists are coded than are allowed.

*System Action:* Processing skips to the end of the command; interpretation begins with the next command.

*Programmer Response:* Check the parameter description to see how many repetitions are allowed. Correct the usage and rerun.

*Problem Determination:* Table I, items 4, 29.

**IDC3219I VERB NAME 'verb' UNKNOWN**

*Explanation:* The specified verb name is not known to the system.

*System Action:* Processing skips to the end of the command; interpretation begins with the next command.

*Programmer Response:* Correct the improper verb name and rerun.

*Problem Determination:* Table I, items 4, 29.

**IDC3220I IMPROPER NUMERIC DIGIT FOUND IN 'prm'**

*Explanation:* An invalid numeric digit has been found. A decimal number may use only 0-9, a hexadecimal number specified as X'---' may use only 0-9 and A-F, and a binary number specified as B'---' may use only digits 0 and 1.

*System Action:* Processing skips to the end of the command; interpretation begins with the next command.

*Programmer Response:* Correct the usage and rerun.

*Problem Determination:* Table I, items 4, 29.

**IDC3221I CONSTANT 'xxx' NOT WITHIN VALUE RANGE**

*Explanation:* A constant is of a value not within the range of values allowed for this parameter.

*System Action:* Processing skips to the end of the command; interpretation begins with the next command.

*Programmer Response:* Correct the usage and rerun.

Otherwise, take no action.

*Problem Determination:* Table I, items 4, 29.

**IDC3223I TOO MANY CONSTANTS IN LIST BEGINNING AT  
'xxx'**

*Explanation:* Too many constants have been coded in a list.

*System Action:* Processing skips to the end of the command; interpretation begins with the next command.

*Programmer Response:* Check the parameter definition to see how many constants appear in the list. Correct the usage and rerun.

*Problem Determination:* Table I, items 4, 29.

**IDC3225I REQUIRED (SUB)PARAMETER OF 'prm' IS MISSING**

*Explanation:* A parameter required by the command may be missing, or a parameter that is coded may require the specified parameter. The missing parameter may be the keyword parameter indicated or a positional subparameter of that parameter.

*System Action:* Processing skips to the end of the command; interpretation begins with the next command.

*Programmer Response:* Add the missing parameter and rerun.

*Problem Determination:* Table I, items 4, 29.

**IDC3226I INCONSISTENT PARAMETERS INVOLVING 'keywd'**

*Explanation:* The specified keyword indicates a parameter that may not be coded in conjunction with some other parameter that is coded.

*System Action:* Processing skips to the end of the command; interpretation begins with the next command.

*Programmer Response:* Remove one of the parameters and rerun.

*Problem Determination:* Table I, items 4, 29.

**IDC3240I 'prm' VALUE OF 'nnn' OUT OF RANGE**

*Explanation:* A number is either larger or smaller than is allowed for the specified parameter. nnn represents the first ten digits of the number.

*System Action:* The user is prompted for a valid number. See message IDC3249I.

*Programmer Response:* Enter a number within the allowable value range.

*Problem Determination:* Table I, items 13, 20, 29.

**IDC3241I INVALID 'prm' NAME-xxx**

*Explanation:* A DSNAME or DDNAME does not adhere to naming restrictions. xxx represents the first sixty-four characters of the name, if more than sixty-four characters were entered.

*System Action:* The user is prompted for a valid name. See message IDC3249I.

*Programmer Response:* Enter a valid name.

*Problem Determination:* Table I, items 13, 20, 29.

**IDC3242I 'prm' VALUE HAS INVALID LENGTH-xxx**

*Explanation:* A constant is either too long or has a null length. xxx is the first sixty-three characters of the constant, if more than sixty-three were entered.

*System Action:* The user is prompted for a valid constant. See message IDC3249I.

*Programmer Response:* Enter a valid constant.

*Problem Determination:* Table I, items 13, 20, 29.

**IDC3243I 'prm' LIST TOO LONG BEGINNING AT xxx**

*Explanation:* A list of nonnumeric constants or subparameter lists has too many elements. xxx is the first sixty-three characters, of the constant, if more than sixty-three characters were entered.

*System Action:* The user is prompted to indicate whether or not the excess list elements may be ignored. See message IDC3250I.

*Programmer Response:* Enter 'OK' to allow the excess elements to be ignored. Any other response terminates the command.

*Problem Determination:* Table I, items 13, 20, 29.

**IDC3244I 'prm1' (REPLY '1') AND prm2 (REPLY '2') ARE IN  
CONFLICT**

*Explanation:* Two parameters have been coded that conflict with each other.

*System Action:* The user is prompted to indicate which of the two parameters should be kept. See message IDC3246I.

*Programmer Response:* Enter '1' to keep the first parameter, or '2' to keep the second parameter.

*Problem Determination:* Table I, items 13, 20, 29.

**IDC3246I ENTER REPLY NUMBER OF PARAMETER TO BE  
RETAINED**

*Explanation:* This message follows message IDC3244I and allows the operator to specify which parameter to retain.

*System Action:* The system waits for the user to reply.

*Programmer Response:* Enter '1' to keep the first parameter listed in the preceding message or '2' to keep the second parameter.

**IDC3247I ENTER SUBFIELD OF KEYWORD 'keywd'**

*Explanation:* A keyword parameter is missing; it is required by the command or by some other parameter that has been coded.

*System Action:* The system waits for the user to reply. Either a constant or a subparameter set is required.

*Programmer Response:* Enter the requested subfield data.

*Problem Determination:* Table I, items 13, 20, 29.

**IDC3248I 'prm' LIST TOO LONG BEGINNING AT nnn**

*Explanation:* A list of numbers contains too many elements. nnn is the first ten digits of the number.

*System Action:* The user is prompted to indicate whether or not the excess elements can be ignored. See message IDC3250I.

*Programmer Response:* Reply 'OK' to allow the excess elements to be ignored. Any other response terminates the command.

*Problem Determination:* Table I, items 13, 20, 29.

**IDC3249I REENTER**

*Explanation:* This prompting message follows messages that identify invalid constants; IDC3240I, IDC3241I, and IDC3242I.

*System Action:* The user is requested to enter a valid constant.

*Programmer Response:* Enter a valid constant.

**IDC3250I REPLY 'OK' TO IGNORE EXCESS AND CONTINUE**

*Explanation:* This prompting message follows message IDC3243I or IDC3248I which indicate too many elements have been coded in a list.

*System Action:* The user is prompted to indicate whether or not the excess elements can be ignored.

*Programmer Response:* If the response is 'OK' or 'OK', 'OK', 'OK' the excess elements are ignored. Any other response causes command termination.

**IDC3251I FOR SUBFIELD REPETITION nnn**

*Explanation:* This message prefaces any other error message when the parameter involved in the error is within a repeated subparameter list. It is used to help identify the problem.

*System Action:* Processing continues.

*Programmer Response:* Examine the indicated subparameter list repetition.

**IDC3253I MISSING SUBFIELD OF KEYWORD keyword**

*Explanation:* A keyword subparameter is missing, but the system is not able to prompt the TSO user for it because a PROFILE NOPROMPT command has been issued.

*System Action:* The command processing is terminated.

*Operator Response:* The TSO user should re-enter the command with the proper keyword.

*Problem Determination:* Table I, items 13, 20, and 29.

**IDC3300I ERROR OPENING {dsn }  
{ddn }**

*Explanation:* An error was detected attempting to open data set name (text is ddn if the data set name not available). See associated message for explanation.

*System Action:* See associated message for explanation.

*Programmer Response:* Check the associated message.

*Problem Determination:* Table I, items 1, 3, 4, 29.

**IDC3301I ERROR CLOSING dsn**

*Explanation:* An error was detected while attempting to close

dsn. See the associated message in the program listing for explanation.

*System Action:* See associated message for explanation.

*Programmer Response:* Check the associated message.

*Problem Determination:* Table I, items 1, 3, 4, 29.

**IDC3302I ACTION ERROR ON dsn**

*Explanation:* An error was detected while attempting to access dsn. See the associated message in the program listing for explanation.

*System Action:* See associated message for explanation.

*Programmer Response:* Check the associated message.

*Problem Determination:* Table I, items 1, 3, 4.

**IDC3303I \*\* CANNOT OPEN FOR UPDATE**

*Explanation:* Only VSAM data sets may be opened for update mode.

*System Action:* The data set is not opened, and the command is terminated.

*Programmer Response:* Change the DD statement to specify a VSAM data set.

*Problem Determination:* Table I, items 1, 3, 4, 29.

**IDC3304I \*\* JCL STATEMENT MISSING**

*Explanation:* The DD statement named in a FILE, INFILE, or OUTFILE parameter cannot be found.

*System Action:* Processing of the command is terminated.

*Programmer Response:* Check dnames for incorrect spelling or check for missing DD statements, correct the error, and rerun the job.

*Problem Determination:* Table I, items 1, 3, 4, 29.

**IDC3305I \*\* CANNOT BE OPENED FOR OUTPUT**

*Explanation:* The processor cannot open this non-VSAM data set for output. Specifically, ISAM data sets may not be output data sets.

*System Action:* Processing of the command is terminated.

*Programmer Response:* Change the keyword value to specify either a VSAM or SAM data set.

*Problem Determination:* Table I, items 1, 3, 4, 29.

**IDC3306I \*\* PS PROCESSING INVALID FOR KEYED DATA SET**

*Explanation:* Physical sequential access is not possible for the data set. ISAM data sets may not be processed other than sequentially by key.

*System Action:* Processing of the command is terminated.

*Programmer Response:* Change the JCL statement to specify a VSAM data set, or correct the usage of the data set.

*Problem Determination:* Table I, items 1, 3, 4, 29.

**IDC3307I \*\* DATA SET CANNOT BE OPENED FOR KEYED PROCESSING**

*Explanation:* Only indexed VSAM and ISAM data sets can be opened for keyed processing.

*System Action:* Processing of the command is terminated.

*Programmer Response:* Change the JCL statement to specify a keyed data set or correct the usage of the data set in the command and rerun the job.

*Problem Determination:* Table I, items 1, 3, 4, 29.

**IDC3308I \*\* DUPLICATE RECORD xxx**

*Explanation:* The output data set of a REPRO command already contains a record with the same key or record number. For an indexed data set, xxx is the first five bytes of the duplicate key, in hexadecimal format. For a relative record

data set, xxx is the relative record number (in decimal) of the duplicate record.

*System Action:* The record is not written, and processing continues.

*Programmer Response:* None.

*Problem Determination:* Table I, items 1, 3, 4, 29.

**IDC3309I \*\* RECORD xxx NOT WRITTEN. LENGTH INVALID.**

*Explanation:* Record xxx (where xxx is the first five bytes of the record in hexadecimal format) was not written for one of the following reasons:

- The record length was greater than LRECL of output data set (logical processing).
- The record length was less than LRECL of output data set and output RECFM = FIXED, or output is a relative record data set.
- The control-interval length to be written did not equal the control interval size for the output data set.

*System Action:* Processing continues until four such errors occur, in which case no more records are written to the data set.

*Programmer Response:* Redefine the output data set with the correct LRECL or control interval size.

*Problem Determination:* Table I, items 1, 3, 4, 29.

**IDC3310I \*\* KEY SUPPLIED IS LONGER THAN KEY LENGTH OF DATA SET**

*Explanation:* The key supplied for positioning was longer than the key length of the data set. For example, the key specified by FROMKEY is longer than the key length of the data set.

*System Action:* Processing of the command is terminated.

*Programmer Response:* Specify the correct key on the command and rerun the job.

*Problem Determination:* Table I, items 1, 3, 4, 29.

**IDC3311I \*\* TYPE OF POSITIONING NOT SUPPORTED**

*Explanation:* Positioning is valid only for VSAM and ISAM data sets.

*System Action:* Processing of the command is terminated.

*Programmer Response:* Respecify the JCL statement defining a VSAM or ISAM data set or remove the positioning parameter and rerun the job.

*Problem Determination:* Table I, items 1, 3, 4, 29.

**IDC3312I \*\* SYSTEM UNABLE TO OPEN**

*Explanation:* DCBOFLG was not set after an OPEN request.

*System Action:* The command is terminated.

*Programmer Response:* See the *OS/VS Data Management Macro Instructions* manual. In the description of the OPEN macro instruction, check for an explanation of failure to set the DCBOFLG field in a non-VSAM DCB after an OPEN request.

*Problem Determination:* Table I, items 1, 3, 4, 29.

**IDC3313I synad message from system**

*Explanation:* An I/O error occurred for a non-VSAM data set. The SYNADAF message is written. (See *OS/VS Data Management Services Guide*, GC26-3783.)

*System Action:* The command is terminated.

*Programmer Response:* Check the explanation in the SYNADAF message, correct the error, and resubmit the job.

*Problem Determination:* Table I, items 1, 3, 4, 29.

**IDC3314I RECORD xxx OUT OF SEQUENCE**

*Explanation:* The key of the record to be written is lower than the key of the last record written. xxx is the first five bytes in

hexadecimal format of the key of the record that is out of sequence.

*System Action:* Rearrange the records to be written so that they are in ascending key sequence. Resubmit the job.

*Programmer Response:* The record can be written to the data set using skip sequential processing. Rerun the job and the output data set will be opened for skip sequential processing (because data already exists in the data set) and records that were out of sequence will be written.

*Problem Determination:* Table I, items 1, 3, 4, 29.

**IDC3315I \*\* RECORD SIZE GREATER THAN 32767 NOT SUPPORTED**

*Explanation:* The system cannot process a nonVSAM data set with a logical record length greater than 32767.

*System Action:* Processing of the command is terminated.

*Programmer Response:* Change the JCL statement to specify a logical record length (LRECL, for the DCB) not greater than 32767, and rerun the job.

*Problem Determination:* Table I, items 1, 2, 3, 4, 29.

**IDC3316I \*\* DATA SET IS NOT VSAM CATALOG**

*Explanation:* A request is for a VSAM catalog to be opened and the data set is not a VSAM catalog.

*System Action:* The command is terminated.

*Programmer Response:* Correct the catalog keyword to specify a user catalog and rerun the job.

*Problem Determination:* Table I, items 1, 3, 4, 29.

**IDC3317I \*\* PERMANENT I/O ERROR**

*Explanation:* An I/O error was detected performing an I/O operation on the data set named in the preceding message.

*System Action:* Processing of the command is terminated.

*Programmer Response:* Check the job control statement to be sure the data set was correctly defined. If it was correctly defined, a hardware I/O error was encountered and the data set must be created in a new location.

*Problem Determination:* Table I, items 1, 2, 3, 4, 29 or 30.

**IDC3318I \*\* INVALID DATA SET SPECIFICATION**

*Explanation:* A STOW was issued against the data set, but the specified DCB is not open or is opened incorrectly.

*System Action:* Processing is terminated.

*Programmer Response:* Do the problem determination action.

*Problem Determination:* Table I, items 1, 2, 3, 4, 5a, 16, and 29.

**IDC3321I \*\* OPEN/CLOSE/EOV ABEND EXIT TAKEN**

*Explanation:* The OPEN/CLOSE/EOV SVC routines detected an error, and an ABEND message has been written to the system output data set.

*System Action:* The command is terminated.

*Programmer Response:* Check the WTP message written by the OPEN/CLOSE routine, correct the error, and resubmit the job.

*Problem Determination:* Table I, items 1, 3, 4, 29.

**IDC3322I \*\* DATA SET ORGANIZATION IS NOT VSAM**

*Explanation:* A request for an existing data set indicated the data set was VSAM. The data set was in fact not VSAM.

*System Action:* The command is terminated.

*Programmer Response:* Correct the data set name or type and rerun the job.

*Problem Determination:* Table I, items 1, 3, 4, 25a, 29.

**IDC3325I \*\* INCORRECT BLOCKSIZE SPECIFIED FOR IMPORTRA**

*Explanation:* The data set cannot be opened due to an incorrect block size in the INFILE parameter.

*System Action:* Processing of the IMPORTRA command is terminated.

*Programmer Response:* Change the block size in the INFILE parameter to that used in the EXPORTRA command and rerun the job.

**IDC3326I \*\* REPLACE INVALID FOR OUTPUT THROUGH A PATH**

*Explanation:* The user has specified the REPLACE parameter in a REPRO command when the output data set is a path. REPLACE processing is not allowed for an output path.

*System Action:* Processing of the command is terminated.

*Programmer Response:* If the input does not contain any records duplicating prime keys (and alternate keys of any upgrade set alternate index having the UNIQUEKEY attribute) in the output, the user may still execute REPRO by simply removing the REPLACE parameter.

*Problem Determination:* Table I, items 1, 2, 3, 4, 29.

**IDC3327I \*\* DUPLICATE RECORD IN UPGRADE SET - BASE RECORD xxx**

*Explanation:* During a REPRO operation an attempt has been made to add a record to the output base cluster. However, a duplicate record in the upgrade set has been encountered when upgrading an alternate index with the UNIQUEKEY attribute over the output data set. If the base cluster is a key-sequenced data set, xxx is the first five bytes of the prime key expressed in hexadecimal. If the base cluster is an entry-sequenced data set, xxx is the first five bytes of the record expressed in hexadecimal.

*System Action:* The record is not written into the base cluster. Processing continues until four action errors occur, at which point processing terminates.

*Programmer Response:* If the UNIQUEKEY attribute was correctly specified, the base cluster record being added is in error and must be corrected. If the UNIQUEKEY attribute was incorrectly specified, it may be changed to NONUNIQUEKEY using the ALTER command. Rerun the job using just those records that were in error as input.

*Problem Determination:* Table I, items 1, 2, 3, 4, 29.

**IDC3330I \*\* xxx NOT FOUND**

*Explanation:* The entry indicated by xxx does not exist in the directory.

*System Action:* The command is terminated.

*Programmer Response:* Correct the entry name and rerun the job.

*Problem Determination:* Table I, items 1, 2, 4, 29.

**IDC3331I \*\* mem ALREADY EXISTS**

*Explanation:* A member with the new member name already exists in the PDS directory.

*System Action:* The command is terminated.

*Programmer Response:* Specify a different new name and rerun the job.

*Problem Determination:* Table I, items 1, 2, 4, 29.

**IDC3332I \*\* INSUFFICIENT MAIN STORAGE**

*Explanation:* There is not sufficient main storage allocated.

*System Action:* The job is terminated.

*Programmer Response:* Specify a larger region size and rerun the job.

*Problem Determination:* Table I, items 1, 3, 4, 29.

**IDC3333I \*\* CATALOG IS NOT EMPTY**

*Explanation:* The REPRO command to copy a source catalog into a target catalog failed because the target catalog was not empty or was empty but had been used (that is, had entries defined in it, then deleted from it).

*System Action:* The copy operation isn't carried out, and the command is terminated.

*Programmer Response:* Make sure that you have specified the correct target catalog. If you have, use the LISTCAT command to determine whether the catalog is empty. If it is empty, delete it and redefine it. If it is not empty, delete whatever is defined in it and then delete it and redefine it. Reissue the REPRO command.

*Problem Determination:* Table I, items 1, 3, 4, 34a.

**IDC3334I \*\* INVALID CI NUMBER**

*Explanation:* The REPRO command to copy a source catalog into a target catalog failed because there was an invalid control-interval number in an entry in the source catalog.

*System Action:* The copy operation isn't carried out, and the command is terminated.

*Programmer Response:* Use the LISTCAT command to list all of the entries in the source catalog. Examine messages from LISTCAT to determine the entry that contains the invalid control-interval number. Use the DELETE command to delete that entry. If the DELETE fails, use the PRINT command to get a dump-format listing of the source catalog to identify the catalog record that contains the invalid control-interval number and to determine what the control-interval number should be. (For a description of the contents and interrelationship of catalog records, see *OS/VS2 Catalog Management Logic*.) Contact IBM for programming support.

*Problem Determination:* Table I, items 1, 3, 4, 29, 34a.

**IDC3350I SYNAD MESSAGE FROM VSAM**

*Explanation:* An I/O error occurred for a VSAM data set. The format and explanations of VSAM I/O errors are provided in *OS/VS Virtual Storage Access Method (VSAM) Programmer's Guide*.

*System Action:* Processing continues if possible.

*Programmer Response:* Check the explanation of the error, correct, and resubmit the job.

*Problem Determination:* Table I, items 1, 3, 4, 29.

**IDC3351I \*\* VSAM {OPEN|CLOSE|I/O} RETURN CODE IS rc**

*Explanation:* An error was encountered during VSAM open, close, or action request execution, as indicated in the text of the message. In the message, rc is the error code returned by VSAM. The VSAM return codes are as follows:

**CLOSE Error**

*Return*

*Code Meaning*

- |     |  |
|-----|--|
| 4   | The data set indicated by the access-method control block is already closed.                       |
| 132 | An uncorrectable I/O error occurred while VSAM was reading the job file control block (JFCB).      |
| 136 | Not enough virtual storage was available in the program's address space for a work area for CLOSE. |
| 144 | An uncorrectable I/O error occurred while VSAM was reading or writing a catalog record.            |
| 148 | An unidentified error occurred while VSAM was searching the catalog.                               |
| 184 | An uncorrectable I/O error occurred while VSAM was completing outstanding I/O requests.            |

236 A permanent destaging error occurred in the Mass Storage System (RELINQUISH). With temporary CLOSE,



- a destaging error or a staging error (ACQUIRE) occurred.
- OPEN Error**
- 0 When register 15 contains 0, no error. When register 15 contains 8, either (1) VSAM is processing the access-method control block for some other request, or (2) DDNAME was not specified in the access-method control block.
  - 4 The data set indicated by the access-method control block is already open.
  - 96 Warning message: an unusable data set was opened for input.
  - 100 Warning message: OPEN encountered an empty alternate index that is part of an upgrade set.
  - 104 Warning message: the time stamp of the volume on which a data set is stored doesn't match the system time stamp in the data set's catalog record; this indicates that extent information in the catalog record may not agree with the extents indicated in the volume's VTOC.
  - 108 Warning message: the time stamps of a data component and an index component do not match; this indicates that either the data or the index has been updated separately from the other.
  - 116 Warning message: the data set was not properly closed. Data may be lost if processing continues; the Access Method Services VERIFY command may be used to cause the data set to be properly closed. See *OS/VS2 Access Method Services*, for a description of the VERIFY command.
  - 128 The DD statement is missing or its ddname does not match that in the access-method control block.
  - 132 An uncorrectable I/O error occurred while VSAM was reading the job file control block (JFCB).
  - 136 Not enough virtual-storage space is available in the program's address space for work areas, control blocks, or buffers.
  - 144 An uncorrectable I/O error occurred while VSAM was reading or writing a catalog record.
  - 148 No record for the data set to be opened was found in the available catalog(s), or an unidentified error occurred while VSAM was searching the catalog.
  - 152 Security verification failed; the password specified in the access-method control block for a specified level of access doesn't match the password in the catalog for that level of access.
  - 160 The operands specified in the ACB or GENCB macro are inconsistent with each other or with the information in the catalog record.
  - 164 An uncorrectable I/O error occurred while VSAM was reading the volume label.
  - 168 The data set is not available for the type of processing you specified, or an attempt was made to open a reusable data set with the reset option while another user had the data set open.
  - 176 An error occurred while VSAM was attempting to fix a page of virtual storage in real storage.
  - 180 A VSAM catalog specified in JCL either does not exist or is not open, and no record for the data set to be opened was found in any other catalog.
  - 184 An uncorrectable I/O error occurred while VSAM was completing an I/O request.
  - 188 The data set indicated by the access-method control block is not of the type that may be specified by an access-method control block.
  - 192 An unusable data set was opened for output.
  - 196 Access to data was requested via an empty path.
  - 200 Volume is unusable.
  - 204 The ACB MACRF specification is GSR and caller is not operating in protect key 7.
  - 208 The ACB MACRF specification is GSR and caller is using a VS1 system.
  - 212 The ACB MACRF specification is GSR or LSR and the data set requires create processing.
  - 216 The ACB MACRF specification is GSR or LSR and the key length of the data set exceeds the maximum key length specified in BLDVRP.
  - 220 The ACB MACRF specification is GSR or LSR and the data set's control interval size exceeds the size of the largest buffer specified in BLDVRP.
  - 224 Improved control interval processing is specified and the data set requires create mode processing.
  - 232 Reset was specified for a nonreusable data set and the data set is not empty.
  - 236 Indicates a stage or destage error.
  - 240 Format-4 DSCB and catalog timestamp verification failed during volume mount processing for output processing.
  - 244 The volume containing the catalog recovery area was not mounted and verified for output processing.
- Physical Error**
- 4 Read error occurred for a data set.
  - 8 Read error occurred for an index set.
  - 12 Read error occurred for a sequence set.
  - 16 Write error occurred for a data set.
  - 20 Write error occurred for an index set.
  - 24 Write error occurred for a sequence set.
- Logical Error**
- 4 End of data set encountered (during sequential retrieval), or the search argument is greater than the high key of the data set. Either no EODAD routine is provided, or one is provided and it returned to VSAM and the processing program issued another GET.
  - 8 You attempted to store a record with a duplicate key, or there is a duplicate record for an alternate index with the unique key option.
  - 12 You attempted to store a record out of ascending key sequence in skip-sequential mode; record had a duplicate key; for skip-sequential processing, you GET, PUT, and POINT requests are not referencing records in ascending sequence; or, for skip-sequential retrieval, the key requested is lower than the previous key requested. For shared resources, buffer pool is full.
  - 16 Record not found.
  - 20 Record already held in exclusive control by another requestor.
  - 24 Record resides on a volume that can't be mounted.
  - 28 Data set cannot be extended because VSAM can't allocate additional direct-access storage space. Either there is not enough space left to make the secondary allocation request or you attempted to increase the size of a data set while processing with SHROPT = 4 and DISP = SHR.
  - 32 An RBA specified that doesn't give the address of any data record in the data set.
  - 36 Key ranges were specified for the data set when it was defined, but no range was specified that includes the record to be inserted.
  - 40 Insufficient virtual storage in the user's address space to complete the request.
  - 44 Work area not large enough for the data record (GET with OPTCD = MVE).
  - 64 As many requests are active as the number specified in the STRNO parameter of the ACB macro; therefore, another request cannot be activated.



- 68 An attempt was made to use a type of processing (output or control-interval) that was not specified when the data set was opened.
- 72 You made a keyed request for access to an entry-sequenced data set, or you issued a GETIX or PUTIX to an entry-sequenced or relative record data set.
- 76 You issued an addressed or control-interval PUT to add to a key-sequenced data set, or you issued a control-interval PUT to a relative record data set.
- 80 You issued an ERASE request for access to an entry-sequenced data set, or you issued an ERASE request for access to an entry-sequenced data set via a path.
- 84 OPTCD = LOC specified for a PUT request or in a request parameter list in a chain of request parameter lists.
- 88 You issued a sequential GET request without having caused VSAM to be positioned for it, or you changed from addressed access to keyed access without causing VSAM to be positioned for keyed-sequential retrieval; there was no sequential PUT insert for a relative record data set, or you attempted an illegal switch between forward and backward processing.
- 92 You issued a PUT for update or an ERASE without a previous GET for update or a PUTIX without a previous GETIX.
- 96 An attempt was made to change a key while making an update.
- 100 An attempt was made to change the length of a record while making an addressed update.
- 104 The RPL options are either invalid or conflicting in one of the following ways:  
 (1) SKP was specified and wither KEY was not specified or BWD was specified.  
 (2) BWD was specified for CNV processing.  
 (3) FWD and LRD were specified.  
 (4) Neither ADR, CNV, nor KEY was specified in the RPL.  
 (4) Neither ADR, CNV, nor KEY was specified in the RPL.  
 (5) WRTBFR, MRKBFR, or SCHBER was issued was issued, but either TRANSID was greater than 31 or the shared resource option was not specified.  
 (6) ICI processing was specified, but a request other than a GET or a PUT was issued.
- 108 RECLen specified was larger than the maximum allowed, equal to 0, or smaller than the sum of the length and the displacement of the key field; RECLen was not equal (slot) size specified for a relative record data set.
- 112 KEYLEN specified was too large or equal to 0.
- 116 During initial data-set loading (that is, when records are being stored in the data set the first time it's opened), GET, POINT, ERASE, direct PUT, skip-sequential PUT with OPTCD = UPD is not allowed. For initial loading of a relative record data set, the request was other than a PUT insert.
- 132 An attempt was made in locate mode to retrieve a spanned record.
- 136 You attempted an addressed GET of a spanned record in a key-sequenced data set.
- 140 Inconsistent spanned record.
- 144 Invalid pointer (no associated base record) in an alternate index.
- 148 The maximum number of pointers in the alternate index has been exceeded.
- 152 Not enough buffers are available to process your request (shared resources only).
- 192 Invalid relative record number.
- 196 You issued an addressed request to a relative record data set.
- 200 You attempted addressed or control-interval access through a path.
- 204 PUT insert requests are not allowed in backward mode.  
*Note:* Refer to *OS/VS Virtual Storage Access Method (VSAM) Programmer's Guide*, GC26-3838, for additional information on the return codes.  
*System Action:* The action depends on the function being executed. See the message in the program listing following this message.  
*Programmer Response:* Correct the cause of the error.  
*Problem Determination:* Table I, items 1, 3, 4, 29.
- IDC3380I FILE ddname MUST SPECIFY A DEMOUNTABLE UNIT**  
*Explanation:* The unit for the file defined by the DD statement with the name ddname was not assigned for exclusive control. Volumes cannot be mounted or demounted on this unit. Either the volume allocated by the DD statement was already mounted when the statement was processed, or the correct parameters were not specified on the DD statement.  
*System Action:* The job is terminated.  
*Programmer Response:* Rerun the job after demounting the volume. This causes the device to be assigned for exclusive control while the job or step is running. See the discussion of the FILE parameter on the LISTDSET or SCRDSSET command in *OS/VS Mass Storage System (MSS) Services for Space Management* for further details.  
*Problem Determination:* Table I, items 1, 2, 3, 4, 13, and 29.
- IDC3383I FILE ddname MUST SPECIFY A VIRTUAL UNIT**  
*Explanation:* The DD statement (ddname) specified through the FILE parameter does not specify a virtual unit but a virtual unit is required.  
*System Action:* The command terminates normally.  
*Programmer Response:* Correct the UNIT parameter and rerun the command.  
*Problem Determination:* Table I, items 1, 2, 3, 4, 13, and 29.
- IDC3384I FILE ddname SPECIFIED AN INVALID UNIT FOR FUNCTION REQUESTED**  
*Explanation:* The direct access storage unit, specified on the DD statement (ddname) through the FILE parameter, is not supported by this function. The unit is not a direct access device or, if DASD, is not a 3330 or 3330V.  
*System Action:* The command terminates normally.  
*Programmer Response:* Correct the UNIT parameter and rerun the command.  
*Problem Determination:* Table I, items 1, 2, 3, 4, 13, and 29.
- IDC3500I A VALID VSAM DEFINE STRUCTURE WAS NOT PROVIDED**  
*Explanation:* The object parameter list was not specified properly. The Access Method Services reader/interpreter should have detected this error.  
*System Action:* The command is terminated.  
*Programmer Response:* Probable system error. See *OS/VS2 Access Method Services* for the valid specification.  
*Problem Determination:* Table I, items 3, 4, 29.
- IDC3501I MODEL ENTYPE IS NOT CONSISTENT WITH THE OBJECT BEING DEFINED**  
*Explanation:* The object being used to model a VSAM data set

or user catalog differs from that being defined.

*System Action:* The command is terminated.

*Programmer Response:* Probable user error. Ensure that the model object type is identical to that being defined.

*Problem Determination:* Table I, items 3, 4, 29.

#### **IDC3503I FILE SEQUENCE LIST IS INCONSISTENT WITH VOLUME LIST**

*Explanation:* The number of elements in the FILESEQUENCENUMBERS parameter list is not equal to the volumes in the VOLUMES parameter list.

*System Action:* The command is terminated.

*Programmer Response:* Probable user error. Check the elements in both lists, and make corrections where needed.

*Problem Determination:* Table I, items 3, 4, 29.

#### **IDC3504I THE RANGE LIST CANNOT BE CONSTRUCTED**

*Explanation:* In the construction of the RANGLIST, the allotted area was not sufficient.

*System Action:* The command is terminated.

*Programmer Response:* Possible system error. Rerun the job with the PARM option--PARM TEST (FULL((DEFN.1.1))); contact your system programmer.

*Problem Determination:* Table I, items 3, 4, 16, 29.

#### **IDC3505I INCORRECT SPECIFICATION OF SPACE ALLOCATION**

*Explanation:* The space parameters TRACKS, CYLINDER, or RECORDS do not appear on the appropriate object parameter list.

*System Action:* The command is terminated.

*Programmer Response:* Probable user error. See the DEFINE command and space specifications in OS/VS2 Access Method Services.

*Problem Determination:* Table I, items 3, 4, 29.

#### **IDC3506I A REQUIRED VOLUME LIST HAS BEEN OMITTED**

*Explanation:* The VOLUMES parameter does not appear in the command when required.

*System Action:* The command is terminated.

*Programmer Response:* Probable user error. A volume list must be available to DATA and INDEX objects (the INDEX object appears only if the data set is KSDS). The availability may be through explicit specification of volumes, via propagation of volumes from the Cluster parameter list or from the model object.

*Problem Determination:* Table I, items 3, 4, 29.

#### **IDC3507I THE RECORDSIZE PARAMETER IS REQUIRED BUT NOT SPECIFIED**

*Explanation:* The RECORDSIZE parameter must be specified when defining VSAM space and the allocation unit is records.

*System Action:* The command is terminated.

*Programmer Response:* Probable user error. Specify RECORDSIZE and resubmit the job.

*Problem Determination:* Table I, items 3, 4, 29.

#### **IDC3513I DYNAMIC ALLOCATION FAILED OR FILE NOT CODED WHEN REQUIRED**

*Explanation:* This message is issued when the Access Method Services DEFINE command attempts to dynamically allocate a volume, and the attempt fails. The preceding messages should indicate why dynamic allocation failed.

*System Action:* The command is terminated.

*Programmer Response:* See the explanations for messages IDC3903I and IDC3905I.

*Problem Determination:* Table I, items 3, 4, 29.

#### **IDC3514I KEYRANGES ARE INVALID**

*Explanation:* The KEYRANGES parameter (DEFINE or IMPORT command) specified invalid key values for the low or high key values:

a) The high key value is lower than the low key value in a low-key high-key pair.

b) Two or more low-key high-key pairs overlap, or are identical.

*System Action:* The command is terminated.

*Programmer Response:* Correct the KEYRANGES specifications.

#### **IDC3515I AVERAGE RECORD SIZE EXCEEDS MAXIMUM RECORD SIZE**

*Explanation:* The first size value of the RECORDSIZE parameter is greater than the second.

*System Action:* Processing for the command is terminated.

*Programmer Response:* Correct either the average or the maximum size value.

#### **IDC3516I KEYS PARAMETER REQUIRED FOR KEY SEQUENCED DATA SET**

*Explanation:* The definition of a KSDS requires the specification of the key position and length, via the KEYS parameter.

*System Action:* Processing for the command is terminated.

*Programmer Response:* Correct the DEFINE command.

#### **IDC3517I AVG AND MAX RECORDSIZE NOT EQUAL FOR RELATIVE RECORD DATA SET**

*Explanation:* The RECORDSIZE parameter specified average and maximum record sizes that were not equal. Relative record data sets must have fixed-length records.

*System Action:* The command is terminated.

*Programmer Response:* Correct either the average or the maximum size value.

#### **IDC3518I REUSE PARAMETER INVALID WITH UNIQUE OR KEYRANGES**

*Explanation:* The REUSE attribute may not be specified for a cluster or an alternate index together with the UNIQUE or KEYRANGES parameter, either explicitly or implicitly thru use of the MODEL parameter.

*System Action:* The command is terminated.

*Programmer Response:* Correct the command by deleting either the REUSE or the UNIQUE and/or KEYRANGES parameter; then rerun the job.

#### **IDC3519I REUSE ATTRIBUTE CONFLICT BETWEEN DATA AND INDEX**

*Explanation:* The REUSE attribute was not the same for the data and index objects. Examples:

1. NOREUSE is specified at the cluster level and REUSE is specified at the data level with nothing specified at index level resulting in index defaulting to NOREUSE.
2. Modeling at the cluster level and explicitly overriding model attributes at data or index level but not both.

*System Action:* The command is terminated.

*Programmer Response:* Redefine the object ensuring that data and index REUSE attributes are in harmony.

#### **IDC3521I SPANNED ATTRIBUTE INVALID FOR A RELATIVE RECORD DATA SET**

*Explanation:* SPANNED and NUMBERED were specified

together, either explicitly or through use of the MODEL parameter. Records of an RRDS may not span control intervals.

*System Action:* The command is terminated.

*Programmer Response:* Correct the SPANNED parameter or the data set type specification.

#### **IDC3522I SPANNED ATTRIBUTE REQUIRED FOR RECORDSIZE GREATER THAN 32,761**

*Explanation:* The RECORDSIZE parameter specifies a maximum size greater than 32,761, but SPANNED is not specified.

*System Action:* The command is terminated.

*Programmer Response:* Correct the RECORDSIZE parameter, or specify the SPANNED parameter.

#### **IDC3523I GENERATION DATA GROUP NAME EXCEEDS 35 CHARACTERS**

*Explanation:* The name specified for a generation data group cannot exceed 35 characters.

*System Action:* The command is terminated.

*Programmer Response:* Shorten the generation data group name and rerun the job.

#### **IDC3525I INSUFFICIENT SECURITY AUTHORIZATION TO ALTER KEYS**

*Explanation:* The level of password supplied was not high enough or the RACF authorization was insufficient to permit the ALTER to occur. To modify KEY values, the master password of the cluster, alternate index, or path is needed or, alternatively, the catalog master password could be supplied. Since both the data and index components will be altered, if one component is password-protected and the other is not, the master password of the protected component is sufficient.

*System Action:* Processing of the command is terminated.

*Programmer Response:* Supply the proper level password or have your RACF profile altered to the required level of access. Rerun the job.

#### **IDC3527I ALTER WAS UNABLE TO LOCATE ATTRIBUTES OF OBJECT TO BE MODIFIED**

*Explanation:* The entry to be modified could not be found in the catalog.

*System Action:* The command is terminated.

*Programmer Response:* Verify that the catalog entry exists and the catalog being used is proper.

*Problem Determination:* Table I, items 1, 3, 4, 29.

#### **IDC3528I THE OBJECT TO BE MODIFIED IS PASSWORD SUPPRESSED**

*Explanation:* The MASTERPW password of the entry or the UPDATEPW or higher level catalog password must be supplied for modifications to be allowed to the entry.

*System Action:* The command is terminated.

*Programmer Response:* Verify which password is required and provide the password.

#### **IDC3529I NAME CREATED FROM GENERIC NEWNAME IS LONGER THAN 44 CHARACTERS**

*Explanation:* The Access Method Services ALTER command issues this message when it is asked to rename data sets using a generic name, and one of the resulting new data set names is longer than 44 characters.

*System Action:* The command is terminated.

*Programmer Response:* Correct the error and rerun the job.

#### **IDC3530I ENTRY AND NEWNAME PDS NAMES MUST BE THE SAME**

*Explanation:* An attempt was made to rename PDS member but the entry name and the new name referenced different partitioned data set names.

*System Action:* Processing continues.

*Programmer Response:* Make sure that the same PDS name is given in both the entry name and new name parameters.

#### **IDC3536I INVALID USE OF \* WITH THE NEWNAME PARAMETER**

*Explanation:* If either the ENTRYNAME or NEWNAME parameter specifies a generic name (\*), then both must.

*System Action:* The command is terminated.

*Programmer Response:* Ensure that both the ENTRYNAME and NEWNAME parameters specify a generic name if either do.

*Problem Determination:* Table I, items 1, 3, 4, 29.

#### **IDC3537I INVALID ALTERNATE INDEX PARAMETERS SPECIFIED**

*Explanation:* Either UPGRADE is specified but the object being altered is not an alternate index, or UNIQUEKEY is specified but the data object being altered is not the data object of an alternate index.

*System Action:* The command is terminated.

*Programmer Response:* Correctly specify the name of an alternate index, or the data object name of an alternate index.

*Problem Determination:* Table I, items 2, 3, 4, 29.

#### **IDC3538I UNIQUEKEY/UPGRADE INVALID FOR NON-EMPTY ALTERNATE INDEX**

*Explanation:* The UNIQUEKEY or UPGRADE parameter is specified, but the alternate index is non-empty. These parameters may only be specified if the alternate index contains no records.

*System Action:* The command is terminated.

*Programmer Response:* If UNIQUEKEY/UPGRADE alternate index is truly desired, the alternate index must be deleted and redefined with proper attributes, then rebuilt with BLDINDEX.

*Problem Determination:* Table I, items 2, 3, 4, 29.

#### **IDC3539I KEYS AND/OR RECORDSIZE PARAMETER SPECIFIED FOR NON-EMPTY OBJECT**

*Explanation:* The ALTER command specified the KEYS or RECORDSIZE parameter, but the cluster or alternate index contains data records.

*System Action:* The object's catalog entry is not altered.

*Programmer Response:* If you want to change key position and/or record size, you must delete, redefine, and reload the object.

#### **IDC3540I KEYS/RECORDSIZE VALUES CONFLICT WITH CONTROL INTERVAL SIZE**

*Explanation:* The new key length, key position, or maximum record size is such as to require a larger control interval.

*System Action:* The object's catalog entry is not altered.

*Programmer Response:* Delete and redefine the object with the proper KEYS and RECORDSIZE parameters.

*Problem Determination:* None.

#### **IDC3541I NEW ALTERNATE INDEX KEY VALUES CONFLICT WITH BASE CLUSTER RECORDSIZE**

*Explanation:* The ALTER command for an alternate index specifies a KEYS parameter for a key whose ending position is outside the base cluster's maximum record size. If the base

cluster is spanned, the ending key position must be in the base cluster's first control interval.

*System Action:* The object's catalog entry is not altered.

*Programmer Response:* Correct the ALTER command or correct the base cluster's maximum record size or control interval size.

*Problem Determination:* Table I, items 3, 4, 34b.

#### **IDC3542I AVG AND MAX RECORDSIZE NOT EQUAL FOR RELATIVE RECORD DATA SET**

*Explanation:* The RECORDSIZE parameter specified average and maximum record sizes that were not equal. Relative record data sets must have fixed-length records.

*System Action:* Processing of the command is terminated.

*Programmer Response:* Correct either the average or the maximum size value.

#### **IDC3545I KEYS AND/OR RECORDSIZE VALUES CANNOT BE ALTERED**

*Explanation:* The ALTER command specified new KEYS or maximum RECORDSIZE values for an object whose corresponding values were specified when the object was defined, or which have been altered to non-default values.

*System Action:* The object's catalog entry is not altered.

*Programmer Response:* Delete and correctly redefine the object.

*Problem Determination:* Table I, items 3, 4, 34b.

#### **IDC3546I NEW KEY VALUES CONFLICT WITH RECORDSIZE**

*Explanation:* The ALTER command specifies a KEYS parameter that defines a key whose ending position is outside the maximum recordsize.

*System Action:* Processing of the command is terminated.

*Programmer Response:* Specify key length and position such that the key is entirely contained in the base cluster record.

*Problem Determination:* Table I, item 34b.

#### **IDC3547I ENTRY TYPE INVALID WITH KEYS/RECORDSIZE PARAMETER**

*Explanation:* The entryname specified is not the data component of a cluster or alternate index, nor is it a cluster or alternate index, nor is it a path over a cluster or alternate index.

*System Action:* The entry's catalog data is not altered. Processing of the command is terminated.

*Programmer Response:* Correct the entryname and rerun the job.

*Problem Determination:* Table I, items 3, 4, 34b.

#### **IDC3568I (xxx) INVALID USE OF \***

*Explanation:* The level name indicated by xxx starts or ends with an \* which is not allowed.

*System Action:* The command is terminated.

*Programmer Response:* Correct the level name and rerun the job.

*Problem Determination:* Table I, items 4, 29.

#### **IDC3570I DELIMITERS MUST NOT BE SPECIFIED WHEN RELOADING A CATALOG**

*Explanation:* REPRO command delimiters (FROMKEY, TOKEY, etc.) cannot be specified for reloading a catalog.

*System Action:* The command is terminated.

*Programmer Response:* Remove delimiters from the REPRO command.

*Problem Determination:* Table I, items 1, 2, 3, 4, 34b.

#### **IDC3572I TARGET CATALOG IS TOO SMALL TO CONTAIN THE BACKUP CATALOG**

*Explanation:* The size of the target catalog is inadequate.

*System Action:* The command is terminated.

*Programmer Response:* Determine size of the backup catalog from LISTCAT output obtained at the time of the unload.

Redefine the target catalog with adequate space to contain the low key range of the catalog.

*Problem Determination:* Table I, items 1, 2, 3, 4, 26b, 34a.

#### **IDC3573I NAME | VOLSER | DEVTYP | OF BACKUP AND TARGET CATALOG DO NOT AGREE**

*Explanation:* The target catalog name, its volume serial number, and/or the device type do not agree with the backup.

*System Action:* The command is terminated.

*Programmer Response:* Check whether you are reloading from the proper backup into the intended catalog.

*Problem Determination:* Table I, items 1, 2, 3, 4, 26b, 34a.

#### **IDC3581I REPRO OF CATALOGS CANNOT SPECIFY DELIMITERS**

*Explanation:* The REPRO command does not process beginning and ending delimiters when you are copying catalogs.

*System Action:* The command is terminated.

*Programmer Response:* Remove the invalid parameters from the command and rerun job.

*Problem Determination:* Table I, items 1, 3, 4, 29.

#### **IDC3582I INPUT DATA SET ORGANIZATION INCOMPATIBLE WITH OUTPUT DATA SET**

*Explanation:* This error condition arises if you try to copy from a non-relative record data set to a non-empty relative record output data set that is not specified for reuse.

*System Action:* The command is terminated.

*Programmer Response:* Check the status of the input and output data sets. REPRO is unable to satisfy your request. Set up data sets correctly and rerun the job.

*Problem Determination:* Table I, items 2, 3, 4, and 29.

#### **IDC3583I 'parameter' INCOMPATIBLE WITH INFILE DATA SET TYPE**

*Explanation:* The specified parameter is not correctly used with this type data set. A conflict results between delimiters and the data set type. An example is specifying the TOKEY parameter with an relative-record data sets.

*System Action:* The command is terminated.

*Programmer Response:* Correct the parameters or data set specified and rerun.

*Problem Determination:* Table I, items 2, 3, 4, and 29.

#### **IDC3584I RECOVERABLE CATALOGS CANNOT BE COPIED**

*Explanation:* A REPRO command specified a VSAM catalog copy operation where either the input catalog or the output catalog or both was defined with the RECOVERABLE attribute. Neither the source or target catalog can be recoverable in a catalog copy operation.

*System Action:* The command is terminated.

*Programmer Response:* To convert a nonrecoverable catalog into a recoverable catalog, you must export each VSAM data set from the nonrecoverable catalog, then import it into the newly defined recoverable catalog. To convert a recoverable catalog into a nonrecoverable catalog or to copy a recoverable catalog into a recoverable catalog, you can either export each VSAM data set from the source catalog and then import it into the target catalog or use the EXPORTRA/IMPORTRA commands to accomplish the same thing on a volume basis.

*Problem Determination:* Table I, items 2, 3, 4, and 34b.

**IDC3592I THE ENTRYNAME IS NOT CLUSTER OR ALTERNATE INDEX**

*Explanation:* The object identified by the entry parameter in the command is not a cluster or alternate index. Only cluster or alternate index objects can be exported.

*System Action:* The command is terminated. No export action takes place.

*Programmer Response:* If a user catalog is to be disconnected, DISCONNECT must be specified in the command. Check to be sure your entry name is really a cluster or alternate index object name.

*Problem Determination:* Table I, items 3, 4, 29.

**IDC3593I A REQUIRED CATALOG FIELD WAS NOT LOCATED**

*Explanation:* One of the following required catalog fields could not be located by catalog management: ENTTYPE, ENTNAME, or NAMEDS.

*System Action:* The command is terminated. No export action takes place.

*Programmer Response:* Something is wrong with the catalog entry for this cluster. If this happens, consult your system programmer.

*Problem Determination:* Table I, items 3, 4, 29.

**IDC3596I THE DATA SET SPECIFIED IN THE EXPORT PARAMETER IS NOT USABLE**

*Explanation:* The data set specified in the EXPORT command has been marked as not usable by a DELETE FORCE operation, because of space occupancy conflicts.

*System Action:* Processing of the command is terminated.

*Programmer Response:* This data set cannot be exported under current catalog conditions. If you wish to recover the data, use the REPRO or EXPORTRA commands.

*Problem Determination:* Table I, items 1, 2, 3, 4, 34b.

**IDC3602I IMPORT OF DATA SET FAILED AFTER DEFINE - DELETE ATTEMPTED**

*Explanation:* The cluster or alternate index being imported was defined successfully, but an error occurred before all the data was copied into the newly defined cluster or alternate index.

An attempt is being made to delete the cluster. There is a message preceding this message in the program listing which will explain why the import failed (invalid DD statement, I/O error on portability data set, for instance).

*System Action:* The command is terminated.

*Programmer Response:* Consult the message preceding this message in the program listing.

*Problem Determination:* Table I, items 1, 3, 4, 29.

**IDC3606I PORTABILITY DATA SET IN ERROR**

*Explanation:* The data on the portable data set is not as was expected; specifically, the record preceding the data records for the cluster or alternate index is invalid. Probable user error.

*System Action:* The command is terminated.

*Programmer Response:* Ensure that the portable data set to be processed by IMPORT was created by EXPORT, or that a portable data set to be processed by IMPORTRA was created by EXPORTRA. If the problem recurs, do the problem determination action.

*Problem Determination:* Table I, items 1, 3, 4, 26c, 29.

**IDC3607I DELETE UNSUCCESSFUL - NOT A TEMPORARY DATA SET**

*Explanation:* The deletion that was to be attempted was not performed. A duplicate name was found in the catalog, and the temporary export flag was not on for the duplicate data set or, in systems with enhanced VSAM, the data set was not empty.

*System Action:* The command is terminated.

*Programmer Response:* Change the name, or delete the duplicate cluster if you mean to replace it.

*Problem Determination:* Table I, items 3, 4, 29.

**IDC3608I CONNECT FOR dsn FAILED**

*Explanation:* This message merely identifies the name of the user catalog which could not be connected. A message will follow to explain the catalog return code received when attempting to connect the user catalog.

*System Action:* The command is terminated.

*Programmer Response:* See the message following this message in the program listing.

*Problem Determination:* Table I, items 3, 4, 29.

**IDC3609I VOLUME SPECIFICATION NEEDED FOR dsn**

*Explanation:* Volume information could not be found on the portable data set or in the IMPORT command. Probably either a portable data set from an earlier release is being imported, or volume information was specified for a path.

*System Action:* The command is terminated.

*Programmer Response:* Volumes must be specified in the IMPORT command for at least one non-path object comprising the cluster or alternate index.

*Problem Determination:* Table I, items 3, 4, 29.

**IDC3610I SPECIFICATION OF DEVICE TYPES, VOLUMES REQUIRED FOR CONNECT**

*Explanation:* When connecting a user catalog, the DEVICETYPES and VOLUMES parameters, as well as the catalog name, are required.

*System Action:* The command is terminated.

*Programmer Response:* Specify device types and volumes in the command to connect a user catalog.

*Problem Determination:* Table I, items 3, 4, 29.

**IDC3612I DELETE UNSUCCESSFUL - NOT A CLUSTER OR AIX**

*Explanation:* An attempt was made to delete the duplicate entry because catalog define of the cluster or alternate index being imported failed due to the existence of a duplicate name in the catalog. A locate performed on the name revealed that the entry was not a cluster or alternate index.

*System Action:* The command is terminated.

*Programmer Response:* Use the NEWNAME parameter to change the name of the cluster or alternate index you are attempting to import. Do a LISTCAT to see what you really have; what you are trying to import has a conflicting name in the catalog.

*Problem Determination:* Table I, items 3, 4, 29.

**IDC3613I ERROR ENCOUNTERED OPENING PORTABILITY DATA SET**

*Explanation:* The portability data set could not be opened.

*System Action:* The command is terminated.

*Programmer Response:* None. The preceding message in the listing explains why the entry data set was not opened.

*Problem Determination:* Table I, items 1, 3, 4, 26b, 29.

**IDC3614I INVALID NAME IN OBJECTS PARAMETER: obj**

*Explanation:* The name specified in the OBJECT parameter in the IMPORT command does not match any of the object names for the VSAM data set being imported.

*System Action:* The command is terminated.

*Programmer Response:* Correct the object name.

*Problem Determination:* Table I, items 3, 4, 29.

**IDC3615I DSNAME ON THE OUTFILE JCL STATEMENT INCORRECT**

*Explanation:* The cluster or alternate index name of the imported data set does not match the data set name specified in the JCL statement identified by the OUTFILE parameter. The data set name in the JCL statement must be the same as the object being imported or a path over it.

*System Action:* Processing for the command is terminated.

*Programmer Response:* Correct the data set name specification in the JCL. Note that if the NEWNAME parameter is specified, the specified data set name must be that name specified in this parameter.

**IDC3617I ATTRIBUTES OF PREDEFINED ENTRY INCOMPATIBLE WITH THOSE EXPORTED**

*Explanation:* The data set being imported into is not consistent with that one which previously exported and new being imported. One of the following things is wrong:

(a)The relative key positions are not equal.

(b)The data sets are not of the same type (KSDS, RRDS, ESDS)

(c)The key lengths are not the same.

(d)The maximum record size of the data set being imported into is less than that of the data set exported.

*System Action:* IMPORT processing is terminated.

*Programmer Response:* Delete and redefine the pre-defined data set with proper attributes. Then rerun the job.

*Problem Determination:* Table I, items 3, 4, 26b, 34b.

**IDC3619I ALTER RENAME FOR IMPORTRA FAILED**

*Explanation:* During processing of an IMPORTRA command, an ALTER operation to rename the object being imported has failed. If the OUTFILE parameter is specified, the IMPORTRA command, which alters the name of each VSAM object that it defines so it may be opened for loading. The name is changed to that specified on the job control statements and then back to the original name after loading.

*System Action:* Processing of the IMPORTRA command is terminated.

*Programmer Response:* Determine the reason for the failure of the ALTER, correct the problem, and rerun the job.

*Problem Determination:* Table I, items 2, 3, 4, 29.

**IDC3624I UNABLE TO OBTAIN OUTPUT DATA SET NAME**

*Explanation:* IMPORTRA was unable to obtain the data set name from the OUTFILE JCL statement. This is probably due to an error in the JCL statement.

*System Action:* Processing is terminated.

*Programmer Response:* Correct the JCL statement. Ensure that it contains a data set name, volume, unit, DISP = OLD, and the AMP = 'AMORG' parameter.

*Problem Determination:* Table I, items 2, 3, 4, 29.

**IDC3625I 'INTOEMPTY' KEYWORD NEEDED TO IMPORT INTO AN EMPTY DATA SET**

*Explanation:* A duplicately named empty data set was encountered while attempting to perform the import. The loading of this data set with the data of the portable data set

was not allowed to occur because the user did not specify the INTOEMPTY keyword. As a security precaution, the system does not allow imports into an empty data set unless the INTOEMPTY keyword has been specified.

*System Action:* The command is terminated.

*Programmer Action:* If you own an empty data set into which you have planned to import, rerun the job and specify the INTOEMPTY keyword. If not, determine who owns the existing empty data set and resolve the conflict in usage of this data set name to insure proper protection for your data.

*Problem Determination:* Table I, items 3, 4, 29.

**IDC3633I SCANNING ERROR ON OS CATALOG WHILE PROCESSING 'xxx' INDEX**

*Explanation:* An error occurred while scanning the OS catalog. Processing was at the indicated index.

*System Action:* Conversion is terminated.

*Programmer Response:* Verify that the OS catalog being converted is valid by listing the OS catalog using IEHLIST. If the catalog appears valid, rerun the job with a PARM command as follows:

(PARM TEST (FULL((CCVE,1,1), (CCIE,1,1), (CCSE,1,1))))

This will produce a SNAP dump at the error point.

*Problem Determination:* Table I, items 1, 3, 4, 25, 29.

**IDC3641I dsn NOT A BASE CLUSTER**

*Explanation:* The data set identified by dsn is not a base cluster or a path over a base cluster. The entry name was specified in job control identified via (1) the INFILE dname subparameter or (2) the INDATASET dsname subparameter. The INFILE or INDATASET data set must be a defined, non-empty base cluster or a path over a base cluster.

*System Action:* Processing is terminated for the entire BLDINDEX command.

*Programmer Response:* The data set name in the job control identified via the INFILE subparameter or the data set name in the INDATASET subparameter must be corrected to be that of a defined, non-empty base cluster or a path over a base cluster. Then resubmit the job.

*Problem Determination:* Table I, items 2, 3, 4, 29, 31.

**IDC3643I dsn IS EMPTY**

*Explanation:* The base cluster identified by dsn contains no records. In order to build an alternate index, the base cluster must contain at least one record.

*System Action:* BLDINDEX processing is terminated.

*Programmer Response:* The base cluster must be loaded via a user program (alternatively, the Access Method Services REPRO command may be used) with at least one record. Then resubmit the job.

*Problem Determination:* Table I, items 2, 3, 4, 29, 34b.

**IDC3682I FINAL CHARACTER(S) IN volser NOT NUMERIC**

*Explanation:* A character in the volume serial number (volser) is not a numeric value and cannot be incremented to create new volume serial numbers.

*System Action:* Function terminates normally.

*Programmer Response:* Specify a beginning volume serial number with adequate number of numeric characters and rerun the command.

**IDC3683I volser PLUS COUNT EXCEEDS MAXIMUM VOLUME SERIAL NUMBER**

*Explanation:* The number of volumes to be created, added to the specified volume serial number (volser), exceeds the maximum value of 999999.

**System Action:** Command terminates normally.  
**Programmer Response:** Specify a volume serial number with a lower number or request less volumes to be created and rerun the command.

**IDC3700I \*\* LATEST COPY RECORD CANNOT BE RETRIEVED FROM INVENTORY**

**Explanation:** An attempt to access the record for the latest

copy recorded in the Inventory data set failed. The command checks if the latest copy is incomplete due to a previous copy failure; the cartridges will be reused if an incomplete copy exists. See the preceding message for the error condition.  
**System Action:** The command terminates with an error message.

**Programmer Response:** Correct the problem as indicated in the preceding message and rerun the command.







*Problem Determination:* Table I, items 2, 3, 4, 13, 29, 35a, and 35c.

**IDC3701I \*\* OLDEST BACKUP COPY RECORD CANNOT BE RETRIEVED FROM INVENTORY**

*Explanation:* An attempt to access the record for the oldest backup copy volume recorded in the Inventory data set failed. The cartridges of the oldest backup copy are to be either reused or scratched. See the preceding message for the error condition.

*System Action:* This command terminates with an error message.

*Programmer Response:* Correct the problem as indicated in the preceding message and rerun the command.

*Problem Determination:* Table I, items 2, 3, 4, 13, 29, 30, 35a, and 35c.

**IDC3702I TARGET COPY yyddd CANNOT BE USED**

*Explanation:* The command selected the cartridges of an existing copy volume created on the date indicated by yyddd for reuse but the cartridges cannot be used. The following message explains why the designated copy volume cannot be used.

*System Action:* The command terminates with an error message.

*Programmer Response:* Before rerunning the COPYV command, either:

- Run the SCRATCHV command to scratch the remaining cartridge of this unusable copy and delete the record from the Inventory data set.
- Run the REMOVER command to delete the copy volume record from the Inventory data set if both cartridges are lost.
- Reenter the missing cartridges in the Mass Storage Facility (MSF) while the Mass Storage Volume Control (MSVC) is enabled.

**IDC3706I \*\* COPY TO CARTRIDGES csn1 csn2 IS INCOMPLETE**

*Explanation:* The copy operation to the copy volume failed. The copy volume is marked incomplete in the Inventory data set and will be reused by the COPYV command when the command is run again. The cartridges of the copy volume are indicated by the cartridge serial numbers (csn1 and csn2) and were selected either by the user, by the Mass Storage Control (MSC) at random, or by the command using an existing copy volume. See the preceding message for further explanation of the error.

*Programmer Response:* Before rerunning the COPYV command correct the problem as indicated in the preceding message. Rerun COPYV to complete the copy operation to the incomplete copy volume (COPYV will reuse the cartridges of the incomplete copy volume for the new copy) or run SCRATCHV to scratch the incomplete copy volume before rerunning the COPYV command.

If COPYV terminates without indicating the status of the copy operations, LISTMSVI can be run to determine whether the volume is flagged for recovery purposes. If the incomplete copy flag is set in the copy volume record, LISTMSVI not only lists the standard information for the volume but also highlights the volume report with a note that a copy operation failed for the preceding copy volume.

*Problem Determination:* Table I, items 1, 2, 3, 4, 13, 29, 30, 35a, and 35c.

**IDC3708I \*\* COPY VOLUME COULD NOT BE CREATED**

*Explanation:* No existing copy volumes were eligible for reuse for this copy request. An attempt to create a new target volume from scratch cartridges failed. A new copy volume was not created. See the preceding message for further explanation of the problem.

*System Action:* The command terminates with an error message.

*Programmer Response:* Correct the error condition as indicated in the preceding message and rerun the command.

*Problem Determination:* Table I, items 2, 3, 4, 13, 29, 35a and 35c.

**IDC3709I \*\* COPY TO CARTRIDGES csn1 csn2 NOT PERFORMED**

*Explanation:* The Mass Storage Controller (MSC) could not perform the copy operation to the copy volume. The cartridges of the copy volume are specified by (csn1 and csn2). The copy volume remains usable because the original data on the volume was not destaged. See the preceding message for further explanation of the error.

*System Action:* The command terminates with an error message.

*Programmer Response:* Correct the error as indicated in the preceding message and rerun the command.

*Problem Determination:* Table I, items 2, 3, 4, 13, 29, 30, 35a, and 35c.

**IDC3710I \*\* NO BACKUP COPY VOLUMES EXIST FOR VOLUME volser**

*Explanation:* The designated volume (volser) has no backup copy. The option to restore from the latest backup cannot be satisfied. See the preceding message for further explanation of the problem.

*System Action:* The command terminates with an error message.

*Programmer Response:* Rerun the command requesting a specific nonbackup copy volume if any exist.

*Problem Determination:* Table I, items 2, 3, 4, 13, 29, 35a, and 35c.

**IDC3712I \*\* LATEST BACKUP COPY RECORD CANNOT BE RETRIEVED FROM INVENTORY**

*Explanation:* The recovery operation requires the latest backup copy, but the record for that copy volume could not be retrieved from the Inventory data set. See the preceding message for further explanation of the error.

*System Action:* The command terminates with an error message.

*Programmer Response:* Before rerunning the command correct the error as indicated in the preceding message or specify another copy to be used in the recovery operation.

*Problem Determination:* Table I, items 2, 3, 4, 13, 29, 35a, and 35c.

**IDC3721I VOLUME volser IS ALREADY ACTIVE**

*Explanation:* The designated volume "volser" is already active.

*System Action:* The command terminates with a message.

*Programmer Response:* None.

**IDC3729I NEW SERIAL NO. REQUIRED TO ACTIVATE A COPY OR DUPLICATE VOLUME**

*Explanation:* A copy or duplicate volume cannot be activated unless the volume is relabeled with a unique volume serial number.

*System Action:* The command terminates with a message.

*Programmer Response:* Rerun the command specifying the NEWSERIAL parameter and a unique volume serial number that can be used to relabel the copy or duplicate volume in order to activate it.

*Problem Determination:* Table I, items 2, 3, 4, 13, 29, 35a, and 35c.

#### **IDC3730I VOLUME volser CANNOT BE RELABELED; COPIES EXIST**

*Explanation:* The volume serial number of the volume (volser) cannot be changed because copies of the volume exist.

*System Action:* The command terminates with an error message.

*Programmer Response:* Rerun the command to store the volume, but do not request the volume serial number be changed. If the volume must be renamed, run the SCRATCHV command to scratch all copies before requesting STOREV to rename and store the volume.

*Problem Determination:* Table I, items 2, 3, 4, 13, 29, 35a, and 35c.

#### **IDC3732I \*\* VOLUME volser COULD NOT BE MADE INACTIVE**

*Explanation:* The status of the volume (volser) could not be changed from active to inactive. See the preceding message for further explanation of the error.

*System Action:* Processing continues.

*Programmer Response:* Correct the error as identified in the preceding message.

Rerun STOREV or run MODIFYV to either backout or retry the rename operation.

If the STOREV or MODIFYV commands are run to recover from a rename failure, the DD statement for the volume is required and must specify deferred mounting.

The values specified for the VOLUME and NEWSERIAL parameters depend upon how the volume record is recorded in the Inventory data set. If the cartridge labels have been updated, the volume record will be identified by the new volume serial number. For the VOLUME parameter, specify the volume serial number as recorded in the cartridge labels and the volume record. For the NEWSERIAL parameter, specify the desired volume serial number. Note that the security check for nonVSAM status and password protected data sets is bypassed only if the NEWSERIAL parameter specifies the same volume serial number as recorded in the Inventory data set for the volume label. This allows the original volume serial number of a VSAM volume to be restored if the volume is left partially renamed.

If STOREV terminates without indicating the status of the rename operation, LISTMSVI can be run to determine whether the volume is flagged for recovery purposes. If the mismatch flag is set in the volume record, LISTMSVI not only lists the standard information for the volume but also highlights the volume report with a note that a rename operation failed for the preceding volume and that serial number 'nnnnnn' is recorded in the volume label of the volume.

#### **IDC3734I \*\* VOLUME LABEL COULD NOT BE RESTORED TO ORIGINAL STATUS**

*Explanation:* Following a failure to deactivate the volume and change the volume serial number in the cartridge labels, an attempt to restore the volume label to its original status also failed. A volume serial-mismatch exists between the volume label and the cartridge labels of the cartridges assigned to the Mass Storage Volume. A flag indicating the mismatch is set in the Inventory data set for the volume. See the preceding message for further explanation of the problem.

*System Action:* The command terminates with an error message.

*Programmer Response:* Correct the error as identified in the preceding message.

- **If a Rename Operation Failed for ADDV**

Run ADDV to backout or retry the rename operation if the volume is inactive. If the volume is active, run MODIFYV or STOREV to either backout or retry the rename operation. If the ADDV, MODIFYV, or STOREV commands are run to recover from a rename failure, a DD statement for the volume is required and must specify deferred mounting. The values specified for the VOLUME and NEWSERIAL parameters depend upon how the volume record is recorded in the Inventory data set. If the cartridge labels have been updated, the volume record will be identified by the new volume serial number. For the VOLUME parameter, specify the volume serial number as recorded in the cartridge labels and the volume record. For the NEWSERIAL parameter, specify the desired volume serial number. Note that the security check for nonVSAM status and password protected data sets is bypassed only if the NEWSERIAL parameter specifies the same volume serial number as recorded in the Inventory data set for the volume label. This allows the original volume serial number of a VSAM volume to be restored if the volume is left partially renamed.

If ADDV, MODIFYV, or STOREV terminates without indicating the status of the rename operation, LISTMSVI can be run to determine whether the volume is flagged for recovery purposes. If the mismatch flag is set in the volume record, LISTMSVI not only lists the standard information for the volume but also highlights the volume report with a note that a rename operation failed for the preceding volume and that serial number 'nnnnnn' is recorded in the volume label of the volume.

- **If a Rename Operation Failed for MODIFYV**

To recover from a MODIFYV rename failure 1) run ADDV to activate the volume if the volume is merely inactive and has no volume serial mismatch condition, or 2) run ADDV to both activate the volume and complete the rename operation if the volume is both inactive and has a volume serial mismatch condition, or 3) rerun MODIFYV to complete or retry the rename operation if the volume is active but has a mismatch condition, or 4) run STOREV to complete or retry the rename operation if the volume is active and if a duplicate volume serial number is desired as result of the rename.

For the DD statement requirements, the proper VOLUME and NEWSERIAL parameter values, and use of LISTMSVI, refer to the description above for an ADDV rename failure.

- **If a Rename Operation Failed for STOREV**

Rerun STOREV or run MODIFYV to either backout or retry the rename operation.

For the DD statement requirements, the proper VOLUME and NEWSERIAL parameter values, and use of LISTMSVI, refer to the description above for an ADDV rename failure.

*Problem Determination:* Table I, items 1, 2, 3, 4, 13, 29, 35a, and 35c.

#### **IDC3738I \*\* DATA SETS NOT RECATALOGED IN VSAM CATALOG**

*Explanation:* An error occurred which prevented all the data sets in the VSAM owning catalog from being recataloged. A preceding message explains the error.

*System Action:* The command terminates normally. If the target volume is a 3336 Model 1 Disk Pack, use IEHDASDR to reformat the volume to meet the empty VTOC requirement of the CONVERTV command.

*Programmer Response:* Correct the error and rerun the command.  
*Problem Determination:* Table I, items 3, 4, 13, 26b, 29, and 31.

**IDC3739I FROM AND TO UNITS ARE THE SAME DEVICE TYPE**

*Explanation:* The device type specified in the UNIT parameter of the FROMFILE DD statement is the same as the device type specified in the UNIT parameter of the TOFILE DD statement.  
*System Action:* The command terminates normally with an error message.  
*Programmer Response:* Either correct the UNIT parameter and rerun the command or if you want to move data between two volumes of the same type, use the IEHMOVE utility program.  
*Problem Determination:* Table I, items 1, 3, 4, 13, and 29.

**IDC3740I MULTIPLE VOLUME SERIAL NUMBERS ASSOCIATED WITH FILE ddname**

*Explanation:* CONVERTV will only convert a single volume at a time. The "ddname" has more than one volume associated with it.  
*System Action:* The command terminates normally.  
*Programmer Response:* Specify only one volume serial on the DD statement or supply a FROMVOLUME statement for the volume to be converted. Rerun the command.  
*Problem Determination:* Table I, items 1, 3, 4, 13, and 29.

**IDC3741I RECATALOG OPTION INVALID FOR VSAM VOLUME**

*Explanation:* The source volume is owned by a VSAM catalog and the volume and any VSAM data sets on the volume must be recataloged. Therefore, NONE is an invalid option.  
*System Action:* The command terminates normally.  
*Programmer Response:* Specify the VSAMCATALOG option on the RECATALOG parameter or omit the control statement. Rerun the command.  
*Problem Determination:* Table I, items 3, 4, 13, 25b, and 29.

**IDC3744I JOBCAT/STEP CAT MUST NOT BE SPECIFIED FOR VSAM CATALOG ON VOLUME**

*Explanation:* A JOBCAT or STEP CAT DD statement was used to allocate the VSAM user catalog on the volume to be processed. If the VSAM user catalog is on the volume being processed, the user catalog must not be open as a result of the use of a JOBCAT or STEP CAT DD statement.  
*System Action:* The command terminates normally.  
*Programmer Response:* Use a standard DD statement ddname rather than JOBCAT or STEP CAT to allocate the VSAM user catalog, and supply that ddname in the CATALOG parameter. Rerun the command. In VS2 you can omit the DD statement and only specify the name of the catalog on the CATALOG parameter.  
*Problem Determination:* Table I, items 1, 3, 4, 13, 25b, and 29.

**IDC3745I DD NAME MUST BE SPECIFIED FOR VSAM USER CATALOG ON VOLUME**

*Explanation:* No ddname was specified for the VSAM CATALOG residing on the volume being processed preventing the catalog from being opened.  
*System Action:* Command terminates normally.  
*Programmer Response:* Supply a DD statement for the catalog that owns the volume. The DD statement name cannot be JOBCAT or STEP CAT. Specify the name of the DD statement which allocates the catalog in the CATALOG parameter. Rerun the command.  
*Problem Determination:* Table I, items 3, 4, 13, 25b, and 29.

**IDC3770I VOLUME volser ACTIVE**

*Explanation:* The volume specified by "volser" is active and cannot be ejected.  
*System Action:* The command terminates with an error message.  
*Programmer Response:* Run the STOREV command to both deactivate and eject the volume.  
*Problem Determination:* Table I, items 2, 3, 4, 13, 29, 35a, and 35c.

**IDC3820I \*\* TABLES COULD NOT BE COPIED TO WORK DATA SET**

*Explanation:* An error code was returned from the request to copy the MSC tables to the work data set. A preceding message explains the reason.  
*System Action:* The command preceding terminates normally.  
*Programmer Response:* Check the preceding message to determine the exact error. Correct the error and rerun the command.  
*Problem Determination:* Table I, items 3, 4, 13, and 29.

**IDC3822I MSF NOT AVAILABLE**

*Explanation:* The Mass Storage Facility (MSF) does not have a staging adaptor assigned to it in the Mass Storage Control (MSC) tables and cannot be considered to exist for system use.  
*System Action:* The command terminates normally.  
*Programmer Response:* Specify a valid MSF on the command and rerun the command.  
*Problem Determination:* Table I, items 3, 4, 13, and 29.

**IDC3842I ORDER OF TRACE AREAS COULD NOT BE DETERMINED - NO DATA DUMPED**

*Explanation:* An attempt was made to dump both trace areas, but the first trace area could not be determined. Therefore, no trace data was dumped. The programmer will have to submit individual X and/or Y trace dump requests.  
*System Action:* The command terminates normally.  
*Programmer Response:* Rerun the TRACE command specifying either trace area X or trace area Y.  
*Problem Determination:* Table I, items 2, 3, 4, 13, 29, and 30.

**IDC3844I BLOCKSIZE OF OUT DATA SET IS NOT A MULTIPLE OF 264.**

*Explanation:* Because trace records are 264 bytes long, they must be blocked in multiples of 264. That is, the blocksize specified for the Output Data set must be a multiple of 264.  
*System Action:* The Trace Utility is terminated.  
*Programmer Response:* Correct the blocksize specification in the JCL and rerun the job.  
*Problem Determination:* Table I, items 3, 4, and 29.

**IDC3850I THE NUMBER OF SECONDS IN THE LRU CLOCK IS INVALID**

*Explanation:* The number of seconds in the LRU clock (LRUCLOCK parameter) is invalid. The only valid numbers are 128, 256, 512, 1024, 2048, 4096, 8192, and 16384.  
*System Action:* The command terminates normally. No tuning parameters have been changed.  
*Programmer Response:* Correct the LRUCLOCK parameter and rerun the command.

**IDC3851I LOWER VALUE MUST BE LESS THAN HIGHER VALUE FOR ACTIVEPAGES**

*Explanation:* On the ACTIVEPAGES parameter, the lower

number of pages is a number greater than or equal to the higher number of pages. The lower number must be less than the higher number.

*System Action:* The command terminates normally. No tuning parameters have been changed.

*Programmer Response:* Correct the ACTIVEPAGES parameter and rerun the command.

#### IDC3852I TOTAL OF UNITS IN LRUGROUPS MUST BE LESS THAN OR EQUAL TO 16

*Explanation:* When the LRU clock units for all groups are added together they exceed the maximum (16).

*System Action:* The command terminates normally. No tuning parameters have been changed.

*Programmer Response:* Correct the LRUGROUPS parameter (which specifies the number of LRU clock units) and rerun the command.

#### IDC3860I GROUP PARAMETERS CANNOT BE SPECIFIED FOR NONGROUPED VOLUMES

*Explanation:* A request to set group level attributes for a volume that does not belong to a group is invalid.

*System Action:* The command terminates with an error message.

*Programmer Response:* Rerun the command after removing the conflicting parameters that specify group attributes.

*Problem Determination:* Table I, items 2, 3, 4, 13, 29, 35a, and 35c.

#### IDC3883I \*\* ERROR COUNT EXCEEDED UPPER LIMIT, FUNCTION TERMINATED

*Explanation:* A LISTCRA command encountered more than 50 I/O errors.

*System Action:* Processing of the LISTCRA command is terminated.

*Programmer Response:* See previous messages to determine the cause of the I/O errors. Correct the problem, and rerun the job.

#### IDC3885I VOLUME ser PERMANENTLY RESIDENT OR RESERVED

*Explanation:* Volume ser is marked permanently resident or reserved in the unit control block (UCB). Therefore, this volume cannot be demounted. The volume described by the volume serial (ser) needs to be demounted so that a MSC function can be performed or to enable the proper volume to be mounted on the unit.

*System Action:* Processing of the command is terminated.

*Programmer Response:* Ensure that the correct volume serial number was specified on the DD statement for the FILE parameter. If the correct volume serial was specified, you cannot run the command while that volume is permanently resident or reserved.

*Problem Determination:* Table I, items 1, 2, 3, 4, 13, and 29.

#### IDC3900I PUTGET ERROR CODE IS rc

*Explanation:* The PUTGET macro instruction failed. The reason for the error is indicated by rc.

*Return*

*Code Meaning*

- |    |  |
|----|--|
| 8  | The PUTGET service routine did not complete. An attention interrupt occurred during the execution of PUTGET, and the attention handler turned on the completion bit in the communications ECB. |
| 12 | No prompting was allowed on a PROMPT request. Either the user at the terminal requested no prompting with  |

the PROFILE command, or the current source of input is an in-storage list.

12 A line could not be obtained after a MODE request. A chain of second level informational messages exists, and the current stack element is non-terminal, but the terminal user did not request PAUSE processing with the PROFILE command. The messages are therefore not available to him.

16 The NOWAIT option was specified for TPUT and no line was put out or received.

20 The NOWAIT option was specified for TGET and no line was received.

24 Invalid parameters were supplied to the PUTGET service routine.

28 A conditional GETMAIN was issued by PUTGET for output buffers and there was not sufficient space to satisfy the request.

32 The terminal has been disconnected.

*System Action:* The command is terminated.

*Programmer Response:* Correct the error based on the return code information and rerun the job.

*Problem Determination:* Table I, items 1, 2, 3, 4, 29.

#### IDC3901I ERROR QUALIFYING dsn

*Explanation:* The TSO default service routine failed to qualify the data set indicated.

*System Action:* The request is terminated.

*Programmer Response:* An associated message, IDC3902I directs the user in how to correct this error.

*Problem Determination:* Table I, items 1, 2, 3, 4, 29.

#### IDC3902I \*\* DEFAULT SERVICE ROUTINE ERROR CODE rc, LOCATE ERROR CODE cde

*Explanation:* This message contains the return code information required to correct the error indicated in associated message IDC3901I. The LOCATE error code, cde, is part of VSAM Catalog Management. Refer to message IDC3009I for the return codes as well as the possible system and programmer responses. The possible system and programmer responses for the default service routine error conditions along with the return code, rc, are as follows:

*Return*

*Code Explanation*

(rc)

- |    |   |
|----|---|
| 4  | Return code from PUTLINE or PUTGET was not zero.  |
| 8  | Data set name was longer than 44 bytes.   |
| 12 | An I/O error occurred while searching the catalog, the catalog data set was not available or the data set name was not specified correctly.   |
| 16 | The index structure of the catalog was not consistent with the data set name. For example, the name specified was "A.B.C", but there is a data set called "A.B," so there cannot be one called "A.B.C." |
| 20 | The data set name could not be found in the catalog.  |
| 24 | An attention interruption occurred during processing of this request.   |
| 28 | Invalid parameters were specified.  |
| 32 | It was necessary to prompt the user, but the caller specified that the user should not be interrupted.  |
| 36 | Not enough qualifiers were specified for the data set name. For example, the name specified was "A.B," but the catalog contains an entry for "A.B.C."   |

*System Action:* Processing continues.

*Programmer Response:* The response depends on the return codes, rc and cde. Possible responses for return code rc follow:

*Return*

Code (rc)	Response	
4	Make sure the user is still logged on to the system.	16 Respecify the data set name or recatalog the data set.
8	Correct the data set name.	20 Respecify the data set name or recatalog the data set.
12	Examine the data set name for syntax errors, for example, embedded punctuation marks. Check the CVOL index structures to be sure CVOLs are properly linked. If an I/O error occurred, it may be necessary to rebuild the catalog.	24 None.
		28 Check to be sure the parameter list for IKJEHDEF was not improperly modified.
		32 None.
		36 Respecify the data set name.

*Problem Determination:* Table I, items 1, 2, 3, 4, 29.



**IDC42271 AN 'ELSE' COMMAND APPEARS IMPROPERLY**

*Explanation:* An ELSE modal command appears without a matching IF-THEN modal command. Modal command continuation may be incorrect.

*System Action:* The remainder of the command input stream is ignored.

*Programmer Response:* Correct the usage and rerun.

*Problem Determination:* Table I, items 4, 29.

**IDC4228I AN 'END' COMMAND IS INVALID**

*Explanation:* An END modal command occurs without a matching DO modal command.

*System Action:* The remainder of the command input stream is ignored.

*Programmer Response:* Correct the DO-END usage and rerun.

*Problem Determination:* Table I, items 4, 29.

**IDC4229I 'IF' COMMAND HAS INVALID RELATIONAL EXPRESSION**

*Explanation:* An IF modal command has an invalid relational expression.

*System Action:* The remainder of the command input stream is ignored.

*Programmer Response:* Check the syntax and semantic requirements of the IF command. Correct the usage and rerun.

*Problem Determination:* Table I, items 4, 29.

**IDC4230I 'SET' COMMAND HAS INVALID ASSIGNMENT EXPRESSION**

*Explanation:* A SET modal command has an invalid assignment expression.

*System Action:* The remainder of the command input stream is ignored.

*Programmer Response:* Check the syntax and semantic restrictions on the SET command. Correct the usage and rerun.

*Problem Determination:* Table I, items 4, 29.

**IDC4232I IMPROPER OR MISSING 'THEN' KEYWORD**

*Explanation:* The THEN portion of the IF modal command is misspelled or missing. Modal command continuation may be incorrect.

*System Action:* The remainder of the input stream is ignored.

*Programmer Response:* Correct the usage and rerun.

*Problem Determination:* Table I, items 4, 29.

**IDC4236I INPUT STREAM END-OF-FILE FOUND BEFORE END-OF-COMMAND**

*Explanation:* Command input stream end-of-file has been found while scanning a command. There may be input records missing.

*System Action:* The current command is not processed.

*Programmer Response:* Add the missing data and rerun.

*Problem Determination:* Table I, items 4, 29.

**IDC4237I TOO MANY LEVELS OF 'IF' COMMAND NESTING**

*Explanation:* IF modal commands have been nested to a level that cannot be handled.

*System Action:* The remainder of the command input stream is ignored.

*Programmer Response:* Restructure the modal commands to conform to the restriction of ten levels of nesting.

*Problem Determination:* Table I, items 4, 29.

**IDC4999I UABORT CODE rc**

*Explanation:* This message indicates a termination error, which caused the processor to abort. The code number (rc) indicates the nature of the error. Since the error is usually such that no further processor code may be executed with confidence, this message appears in the output listing by a write-to-programmer action.

*Return*

*Code Meaning*

20 Reserved.

24 Text processor's print control table address not set in GDT.

28 No virtual storage available for one of the following:

- Text processor's translate table.
- Initialization of the I/O adapter.
- Automatic (dynamic) storage of a module.
- Text processor dynamic storage.

See the in-virtual storage trace tables to determine which is the correct condition.

32 There was a request to access an unopened data set.

36 The processor was unable to open SYSPRINT (or whichever DD name is employed to denote the processor's standard listing output data set).

40 Invalid U-macro argument list found.

44 The processor is unable to produce a dump.

52 Reserved.

56 BLDL failed to find a required Access Method Services module.

*Problem Determination:* Table I, items 1, 3, 4, 29.

**IDC01002I RESETCAT CATALOG catname  
VOL volser LEVEL timestamp**

*Explanation:* This message is informational, indicating the catalog to be reset and the timestamp on the volume.

*System Action:* Processing continues.

*Programmer Response:* None.

**IDC01011I CRA CHOSEN FOR RESET - VOL volser LEVEL  
timestamp**

*Explanation:* This message is informational, indicating the CRA to be reset and the timestamp on the volume.

*System Action:* Processing continues.

*Programmer Response:* None.

**IDC01037I catname HAS BEEN RESET**

*Explanation:* This message is informational, indicating that RESETCAT processing has been completed for the indicated catalog.

*System Action:* Processing continues.

*Programmer Response:* None.

**IDC01120I INCONSISTENT field**

*Explanation:* The fields identified by field do not match in table entries that are otherwise matching. Two secondary messages identify the specific field or attribute values that are inconsistent, and the respective tables and table indices in which the inconsistencies occur. See *IBM 3850 Mass Storage System (MSS) Principles of Operation* for locations and descriptions of the fields in the Mass Storage Control and Staging Adapter tables. See *OS/VS2 Mass Storage System Communicator (MSSC Logic* for locations and descriptions of fields in the Inventory data set.

*System Action:* Processing continues.

*Programmer Response:* Investigate the inconsistency. You can run the Mass Storage System Access Method Services DUMPSS, LISTMSF, or LISTMSVI commands to obtain dumps of the table with the inconsistency. If there is any doubt whether the inconsistency is temporary or not, rerun the CHECKMSS command.

*Problem Determination:* Table I, items 13, 29, and 30.

**IDC01121I DUPLICATE field REFERENCE FOUND**

*Explanation:* More than one table entry references the same field or attribute (identified by field). All entries should be unique with respect to that field or attribute. Two secondary messages identify the specific field or attribute values that are



identical, and the table(s) and table indices in which the duplicate occurs. See *IBM 3850 Mass Storage System (MSS) Principles of Operation* for locations and descriptions of the fields in the Mass Storage Control and Staging Adapter tables. See *OS/VS2 Mass Storage System Communicator (MSSC) Logic* for locations and descriptions of fields in the Inventory data set.

*System Action:* Processing continues.

*Programmer Response:* Investigate the duplicate. You can run the Mass Storage System Access Method Services DUMPSS, LISTMSF, or LISTMSVI commands to obtain dumps of the table containing the duplicate information. If there is any doubt

whether the duplicate is temporary or not, rerun the CHECKMSS command.

*Problem Determination:* Table I, items 13, 29, and 30.

**IDC01122I SUM = n OF INDIVIDUAL counts FROM table NOT EQUAL TO TOTAL VALUE**

*Explanation:* The sum n of the individual counts or values counts obtained from table does not match the field that should contain the total of the counts or values. A secondary message identifies the total value, and the table and table



indices to locate the entry containing the total. See *IBM 3850 Mass Storage System (MSS) Principles of Operation* for locations and descriptions of the fields in the Mass Storage Control and Staging Adapter tables. See *OS/VS2 Mass Storage System Communicator (MSSC) Logic* for locations and descriptions of fields in the Inventory data set.

**System Action:** Processing continues.

**Programmer Response:** Investigate the inconsistency. You can run the Mass Storage System Access Method Services DUMPSS, LISTMSF, or LISTMSVI commands to obtain dumps of the table with the inconsistency. If there is any doubt whether the inconsistency is temporary or not, rerun the CHECKMSS command.

**Problem Determination:** Table I, items 13, 29, and 30

#### IDC01123I \*\* VALUE = value table (index)

**Explanation:** This secondary message identifies the value of the field or attribute named in a primary message, the table name table containing the field or attribute, and the table indices (index) that identify the particular table entry containing the field or attribute. See *IBM 3850 Mass Storage System (MSS) Principles of Operation* for locations and descriptions of the fields in the Mass Storage Control and Staging Adapter tables. See *OS/VS2 Mass Storage System Communicator (MSSC) Logic* for locations and descriptions of fields in the Inventory data set.

**System Action:** Processing continues.

**Programmer Response:** Follow the Programmer Response for the primary message.

**Problem Determination:** Table I, items 13, 29, and 30.

#### IDC01124I MATCHING field = value NOT FOUND IN table1 TO MATCH table2 (index)

**Explanation:** An entry in table2 should have a matching entry in table1. No such match was found, or the table2 entry was invalid. field = value identifies the field or attribute and its value for which a matching entry was not found or not valid. The table indices (index) to locate the unmatched table1 entry are also listed. See *IBM 3850 Mass Storage System (MSS) Principles of Operation* for locations and descriptions of the fields in the Mass Storage Control and Staging Adapter tables. See *OS/VS2 Mass Storage System Communicator (MSSC) Logic* for locations and descriptions of fields in the Inventory data set.

**System Action:** Processing continues.

**Programmer Response:** Investigate the inconsistency. You can run the Mass Storage System Access Method Services DUMPSS, LISTMSF, or LISTMSVI commands to obtain dumps of the tables with the inconsistency. If there is any doubt whether the inconsistency is temporary or not, rerun the CHECKMSS command.

**Problem Determination:** Table I, items 13, 29, and 30.

#### IDC01146I NO DISCREPANCIES FOUND, REPORT NOT PRINTED

**Explanation:** No report was printed by the AUDITMSS command with the CHECK or READLEBEL parameter. No discrepancies were found.

**System Action:** The command terminates normally.

**Programmer Response:** None.

#### IDC01190I CARTRIDGE csn IS NOW A SCRATCH CARTRIDGE

**Explanation:** The cartridge with the cartridge serial number csn is now a scratch cartridge.

**System Action:** Processing continues.

**Programmer Response:** None.

#### IDC11003I CONTROL INTERVAL nnnnnn BYPASSED IN CRA volser

**Explanation:** IGNORE was specified and an I/O error was encountered. The record is ignored. This message is preceded by IDC3351I which indicates the nature of the error. nnnnnn is the control interval number of the record in the catalog.

**System Action:** Processing continues.

**Programmer Response:** This may cause errors to be detected in objects on the volume specified, or objects on the volume may be totally lost without notification. Perform a LISTCAT operation of the catalog to determine which objects still exist after the reset operation.

**Problem Determination:** Table I, items 3, 4, 13, 14, 34.

#### IDC11015I CONTROL INTERVAL nnnnnn BYPASSED IN CATALOG

**Explanation:** IGNORE was specified and an I/O error was encountered. The record is ignored. Message IDC3351I precedes this message indicating the specific error.

**System Action:** Processing continues.

**Programmer Response:** The record noted in the catalog is inaccessible. If it contained a corresponding reset CRA entry, the entry will be recovered. If it contained a non-reset CRA entry, the entry remains inaccessible. A LISTCAT may reveal whether the error is of any consequence. nnnnnn is the control interval number of the record in the catalog.

**Problem Determination:** Table I, items 3, 4, 13, 14, 34.

#### IDC11022I entryname, type CONTAINS A CONNECTOR TO INVALID RECORD nnnnn, type

**Explanation:** An object contains a dependency on a record that does not exist. The base record is noted by name and type. The dependent record which is invalid is noted by its expected control interval number and record type. The reference to the invalid record is deleted. See either message IDC21024I, IDC21025I or IDC21026I which follows. The message will note the other action taken as a result of this error. nnnnn is the control interval number of the record in the catalog; type is the entry type of the record.

**System Action:** Processing continues.

**Programmer Response:** See the following message (noted in the explanation) to determine what action was taken.

#### IDC11023I entryname, type ERROR FOR ASSOCIATION [nnnnn,] type

**Explanation:** An entry is chained to a record of a type different than anticipated, or the object noted consists of incomplete set of records. If the control interval number of the expected association is not given, then no association for that object exists in the base record; an association for that type is required for the entryname noted. Message IDC21026I follows, noting that the entry has been deleted. nnnnn is the control interval number of the record in the catalog; type is the entry type of the record.

**System Action:** Processing continues.

**Programmer Response:** See message IDC21026I.

#### IDC11029I SPACE MAP FOR VOLUME volser CORRECTED

**Explanation:** The suballocated VSAM data space has been corrected to reflect what is on the volume. This correction occurs if entries are deleted by RESETCAT, or space stated as suballocated is not suballocated (that is, the space map is incorrect on entry to RESETCAT).

**System Action:** Processing continues.

*Programmer Response:* This message is given for information only. It is a correction of some state of error. The error may be specifically noted in a preceding error message or not at all. In the latter case, the situation is due to space being suballocated from available suballocatable space; however, no entry can be found which claims this space. No corrective action by the programmer is required.

**IDC11031I UNIQUE DATA SET entryname  
HAS FEWER EXTENTS THAN THE DATA SPACE**

*Explanation:* The unique data or index component has less space described than the data space. No problem exists for this data set; this message is given to inform you that space exists which is not in use. If the data set is extended, this space will be used. No corrective action is taken.

*System Action:* Processing continues.

*Programmer Response:* None.

**IDC11033I dsname, volser  
NOT DELETED**

*Explanation:* A unique data set, on a volume not being reset, has no corresponding DATA or INDEX component. The component was defined on one of the volumes being reset, but not longer exists on that volume.

*System Action:* Processing continues.

*Programmer Response:* If the data set is no longer valid, then SCRATCH it.

**IDC11036I entryname, type  
OUT-OF-SYNC ON volser**

*Explanation:* The data set named may have invalid space information. The extents occupied by the named data set are not in conflict with any other VSAM data set or with the system; however, a self-checking field failed to check. The data set itself may be all right.

*System Action:* Processing continues.

*Programmer Response:* List the data set and ensure that it is correct and accessible.

**IDC11040I dsname UNKNOWN**

*Explanation:* The VSAM Format 1 DSCB did not have a corresponding space header in the volume record. Hence, the catalog does not account for the space allocated to the data set. The data set noted above was scratched.

*System Action:* Processing continues.

*Programmer Response:* If an I/O error occurred when reading from the CRA for this volume, this condition may arise. It may also be caused by some previous system error. This message is given for informational purposes. A later message may indicate whether objects were marked unusable, perhaps as a result of this condition. Watch for message IDC21027I or IDC21030I.

**IDC11041I dsname SPACE CORRECTED**

*Explanation:* The extents in the space header for the data space noted were not identical to the extents in the corresponding Format 1 DSCB. The extents in the space header were corrected using the extents in the Format 1 DSCB and the Format 3 DSCB if one exists.

*System Action:* Processing continues.

*Programmer Response:* This may be caused by some previous system error. This message is given for information purposes. A later message may indicate whether objects were marked unusable, perhaps as a result of this condition if fewer extents existed in the data set than the data space. Watch for message IDC21027I or IDC21030I.

**IDC11042I dsname SPACE DELETED**

*Explanation:* The space header for the data space referred to a nonexistent Format 1 DSCB. The space header for the data space was deleted.

*System Action:* Processing continues.

*Programmer Response:* This may be caused by some previous system error. This message is given for information purposes. A later message may indicate whether objects were marked unusable, perhaps as a result of this condition. Watch for message IDC21037I or IDC21020I.

**IDC11043I TIMESTAMP FOR VOLUME RECORD ON VOL volser  
WAS CORRECTED**

*Explanation:* The timestamp for the volume record did not match the timestamp in the VTOC. This may have resulted from a failure in Catalog Management after updating one and not the other. The timestamps are synchronized.

*System Action:* Processing continues.

*Programmer Response:* None.

**IDC11044I dsname NOT SCRATCHED**

*Explanation:* The attempt to scratch the data set for the reason stated in preceding message IDC11040I failed.

*System Action:* Processing continues.

*Programmer Response:* See IDC11040I.

**IDC21009I entryname, type  
DOES NOT EXIST ON VOLUME volser**

*Explanation:* A multivolume data set existed on a volume prior to reset. The data set is not on the volume and will be marked unusable.

*System Action:* Processing continues.

*Programmer Response:* The data set on valid volumes may be removed via EXPORT or REPRO prior to deleting the data set. The data set is unopenable for output.

**IDC21020I UNABLE TO ALLOCATE volser**

*Explanation:* An attempt to allocate a volume for RESETCAT failed. See message IDC3905I.

*System Action:* Processing continues.

*Programmer Response:* Make the volume indicated available to RESETCAT via CRAFILES and reissue the command.

**IDC21024I entryname,type  
CONTAINS AN INVALID ALIAS CHAIN**

*Explanation:* The alias chain for a USERCATALOG or NONVSAM entry is invalid.

*System Action:* Processing continues.

*Programmer RESPONSE:* The alias chain will be corrected. A LISTCAT should be run to determine which aliases may be lost.  
*Problem Determination:* Table I, items 3, 4, 13, 14, 34.

**IDC21025I entryname,type  
HAS AN INVALID GDG DATA SET ASSOCIATION**

*Explanation:* The records associating the GDG data set with the GDG base are in error. The GDG base has been recovered; however, the generation data set string associated with this base has been altered to reflect only those data set descriptions which can be located.

*System Action:* Processing continues.

*Programmer Response:* Perform a LISTCAT for the GDG base and determine which entries no longer exist. Though entries do not exist, RESETCAT has not altered/scratched the data sets. If the resulting GDG data set string is in error, delete the GDG and redefine it; then catalog the correct generations by name.

**IDC21026I entry,type  
DELETED**

*Explanation:* A previous message indicates an error which resulted in this entry being deleted from the catalog.

*System Action:* Processing continues.

*Programmer Response:* The entry noted was deleted. Any space that it occupied has been returned for suballocation if it was a VSAM object. If the entry is desired, it must be redefined and loaded. Note that any objects dependent on this object are also deleted, but no message is given for them. For instance, if a cluster is deleted, all paths, alternate indexes, and the upgrade set are also deleted.

**IDC21027I (CRA|CATALOG) SPACE ON VOLUME volser NOT OWNED BY CATALOG**

*Explanation:* The CRA extents or catalog extents have no matching extents in any data space.

*System Action:* Processing continues.

*Programmer Response:* The resultant catalog is vulnerable because there are conflicting space ownership requests between the VTOC and the catalog. After the RESETCAT, use EXPORT to transfer all data sets on the volume noted and remove VSAM ownership to the volume. Check the data sets to ensure that they contain reasonable data. Then add ownership to the volume, and then use import to reestablish the data sets.

**IDC21030I entryname,type  
HAS INVALID SPACE DESCRIPTION FOR volser**

*Explanation:* The entry noted claims space on volume. That space is not allocated to that entry.

*System Action:* Processing continues.

*Programmer Response:* The data set is marked unusable and the volume description invalidated. LISTCAT may be run to determine the invalid extents. Delete the data set. Redefine it and reload it.

*Problem Determination:* Table I, items 3, 4, 13, 14, 34.

**IDC21032I type DELETED FROM  
entryname,type**

*Explanation:* An object of the type specified was defined over the entry named as entryname. However, the records describing the object could not be found. Therefore, an object of the type specified was deleted from the given entryname's description. No name for the deleted object is given because the record with its name cannot be found.

*System Action:* Processing continues.

*Programmer Response:* Perform a LISTCAT for the entryname noted, and try to determine which entity was deleted and redefine it.

**IDC21034I SPACE MAP ERROR FOR volser**

*Explanation:* The space map, which indicates which space is available for suballocation on a volume, is not the correct length in the catalog. This may be due to a damaged catalog or CRA. This situation is not correctable by RESETCAT.

*System Action:* Processing continues.

*Programmer Response:* All data sets on the volume noted may be EXPORTed, the volume and all VSAM space should be deleted. Redefine the volume in the catalog and IMPORT the data sets. The error noted may create a conflict in space allocated between the VSAM catalog and DADSM allocate.

**IDC21045I entryname,type  
ON cravol RENAMED entryname**

*Explanation:* An attempt was made to reset an object which

bears the same name as some other object in the catalog. One of the objects was chosen to be renamed as noted in the message.

*System Action:* Processing continues.

*Programmer Response:* If the renamed entry was a NONVSAM entry, the associated Format 1 DSCB has not been renamed. The entry may be deleted (NOSCRATCH), the conflict resolved and the entry redefined.

If a GDG base or GDG set has been renamed, the base and its associated data sets should be deleted (NOSCRATCH) and redefined after resolving the conflict.

If a catalog connector was renamed, that catalog may be EXPORTed (using the DISCONNECT option), the conflict resolved, and the catalog connector entry IMPORTed.

If an ALIAS was renamed the conflict may be resolved, and ALTER issued to rename the entry back.

Note that the NONVSAM and GDG data sets will be inaccessible via this new name, because the Format 1 DSCB name does not correspond to the catalog name. The catalog entry is accessible.

**IDC21046I entryname,type  
ON cravol RENAMED entryname**

*Explanation:* An attempt was made to reset a unique object into a catalog which contains an object of the same name. The unique object was renamed along with its corresponding Format 1 DSCB on all volumes.

*System Action:* Processing continues.

*Programmer Response:* The object noted is accessible. If desired, the conflicting named object in the catalog may be moved or renamed, and this object renamed via ALTER back to its former name.

**IDC21047I entryname,type  
ON cravol MAY NOT BE ACCESSED BY NAME**

*Explanation:* An attempt was made to reset a unique object into a catalog which contained an object of the same name. RESETCAT attempted to rename the unique object, but failed either because all volumes were not available (see message IDC3906I) or the RENAME failed.

*System Action:* Processing continues.

*Programmer Response:* The object noted may be accessed via the cluster name, but not the data or index name noted. The data set may be EXPORTed, and then IMPORTed after resolving the name conflict in order to gain accessibility via the data or index component name.

**IDC21100I UNABLE TO DUMP MSC MAIN STORAGE**

*Explanation:* An error occurred while the Mass Storage Control main storage was being read. The Mass Storage Control main storage cannot be dumped. There is a preceding message that indicates the MSSC reason code associated with the error.

*System Action:* This dump request is bypassed. Remaining dump requests are processed.

*Programmer Response:* Take the action associated with the MSSC reason code in the preceding message.

*Problem Determination:* Table I, items 2, 13, and 30.

**IDC21101I LOWSECTOR X'll' is GREATER THAN HIGHSECTOR X'hh'**

*Explanation:* A sector range was specified incorrectly. The low sector value X'll' was greater than the high sector value X'hh'.

*System Action:* This dump request is bypassed. Remaining dump requests are processed.

*Programmer Response:* Correct the sector range, specifying a low sector value that is lower than the high sector value. Resubmit the command.

#### **IDC21102I UNABLE TO DUMP MSC EXTENDED STORAGE**

*Explanation:* An error occurred while the Mass Storage Control extended storage was being read. The Mass Storage Control extended storage cannot be dumped. There is a preceding message that indicates the MSSC reason code associated with the error.

*System Action:* This dump request is bypassed. Remaining dump requests are processed.

*Programmer Response:* Take the action associated with the MSSC reason code in the preceding message.

*Problem Determination:* Table I, items 2, 13, and 30.

#### **IDC21103I INVALID SSID X'nnnn'**

*Explanation:* The SSID value X'nnnn' was incorrectly specified for a Staging Adapter. SSIDs for Staging Adapters must be of the form X'08x0', where x is in the range 0 through F.

*System Action:* Requests for this SSID are bypassed. Remaining dump requests are processed.

*Programmer Response:* Correct the SSID and rerun the command.

#### **IDC21104I UNABLE TO DUMP SA X'nnnn' MAIN STORAGE**

*Explanation:* An error occurred while the main storage of the Staging Adapter with the SSID of X'nnnn' was being read. The main storage for that Staging Adapter cannot be dumped. There is a preceding message that indicates the MSSC reason code associated with the error.

*System Action:* This dump request is bypassed. Remaining dump requests are processed.

*Programmer Response:* Take the action associated with the MSSC reason code in the preceding message.

*Problem Determination:* Table I, items 2, 13, and 30.

#### **IDC21105I UNABLE TO DUMP SA X'nnnn' EXTENDED STORAGE**

*Explanation:* An error occurred while the extended storage of the Staging Adapter with the SSID of X'nnnn' was being read. The extended storage for that Staging Adapter cannot be dumped. There is a preceding message that indicates the MSSC reason code associated with the error.

*System Action:* This dump request is bypassed. Remaining dump requests are processed.

*Programmer Response:* Take the action associated with the MSSC reason code in the preceding message.

*Problem Determination:* Table I, items 2, 13, and 30.



**IDC21106I INVALID MSC TABLES RECORD ADDRESS X'cchrr'**

*Explanation:* A record address for a Mass Storage Control tables record (cchrr) was incorrectly specified. Either it is outside the range of addresses for the Mass Storage Control tables, or it does not conform to the following rules:

- cc (cylinder) must be in the range X'07' through X'27'.
- hh (head) must be in the range X'00' through X'12'.
- rr (record) must be in the range X'01' through X'20'.

The only exception to the rules is that if cc is X'07', then hh must be X'01'.

*System Action:* This dump request is bypassed. Remaining dump requests are processed.

*Programmer Response:* Correct the address value and rerun the command.

**IDC21107I UNABLE TO COMPLETE MSC TABLES DUMP FROM RECORD X'cchrr'**

*Explanation:* An error occurred while the Mass Storage Control tables record indicated by cchrr was being read. This record and the remaining requested records from the Mass Storage Control tables are not dumped. If cc is X'07', then hh must be X'01'. There is a preceding message that indicates the MSSC reason code associated with the error.

*System Action:* This dump request is bypassed. Remaining dump requests are processed.

*Programmer Response:* If you have specified X'07' for cc, then correctly specify hh as X'01', and rerun the command.

Otherwise, take the action associated with the MSSC reason code in the preceding message.

*Problem Determination:* Table I, items 2, 13, and 30.

**IDC21108I MSC TABLES LOWCHR X'cchrr' IS GREATER THAN HIGHCHR X'cchrr'**

*Explanation:* The beginning cchrr was greater than the ending cchrr in a request to dump portions of the Mass Storage Control tables.

*System Action:* This dump request is bypassed. Remaining dump requests are processed.

*Programmer Response:* Correct the cchrr values and rerun the command.

**IDC21141I CELL xyz | XRANGE (lowx highx) IS NOT VALID FOR MSF n AND NOT PROCESSED**

*Explanation:* Either the CELL xyz or the XRANGE (lowx highx) indicated is invalid for Mass Storage Facility n. xyz is the invalid cell location, and (lowx highx) is the invalid range of X coordinates. The valid values for coordinates depend upon the model of Mass Storage Facility:

- For a Model A1/B1, x ranges from 234 through 247, y ranges from 0 through 27, and z is 0 or 1.
- For a Model A2/B2, x ranges from 206 through 247, y ranges from 0 through 27, and z is 0 or 1.
- For a Model A3/B3, x ranges from 178 through 247, y ranges from 0 through 27, and z is 0 or 1.
- For a Model A4/B4, x ranges from 150 through 247, y ranges from 0 through 27, and z is 0 or 1.

*System Action:* The indicated CELL or XRANGE value in error is ignored. Processing continues.

*Programmer Response:* Correct the value in error and rerun the command.

*Problem Determination:* Table I, items 1, 13, and 30.

**IDC21144I LOW XRANGE lowx IS GREATER THAN HIGH XRANGE highx**

*Explanation:* The low value lowx in the XRANGES parameter is

greater than the high value highx. The values must be in the range 150 through 247, and the low value must not be greater than the high value.

*System Action:* The invalid XRANGE is ignored, and processing continues.

*Programmer Response:* Correctly specify the invalid range and rerun the command.

*Problem Determination:* Table I, items 1, 13, and 30.

**IDC31000I CATALOG NOT A RECOVERABLE CATALOG**

*Explanation:* The catalog specified for reset is not a recoverable catalog.

*System Action:* The RESETCAT command is terminated. No change has been made to the catalog or a Catalog Recovery Area (CRA).

*Programmer Response:* Respecify the catalog to be reset.

**IDC31001I SYSTEM MASTER CATALOG SPECIFIED FOR RESET**

*Explanation:* The master catalog was specified for reset. The master catalog cannot be reset while it is in use as a master catalog.

*System Action:* The RESETCAT command is terminated. No change has been made to the catalog or a Catalog Recovery Area (CRA).

*Programmer Response:* Ensure that the catalog to be reset is not in use as a master catalog before issuing RESETCAT.

**IDC31004I DEFINE OF WORKFILE FAILED**

*Explanation:* DEFINE failed for the workfile. Message IDC3009I precedes this message identifying the Catalog Management return code which will indicate the reason for failure.

*System Action:* The RESETCAT command is terminated. No change has been made to the catalog or a Catalog Recovery Area (CRA).

*Programmer Response:* Take corrective action as noted in the IDC3009I message.

**IDC31005I WORKFILE DEFINED IN THE CATALOG TO BE RESET**

*Explanation:* The workfile was defined in the catalog to be reset.

*System Action:* The RESETCAT command is terminated. No change has been made to be catalog or a Catalog Recovery Area (CRA).

*Programmer Response:* Specify a catalog other than the one being reset via the WORKCAT parameter, or specify another catalog as the first concatenated entry in the JOBCAT or STEPCAT statement.

**IDC31006I PHYSICAL I/O error - VSAM ACTION CODE rrrr**

*Explanation:* A physical I/O error on the catalog was encountered while extending the catalog.

*System Action:* The RESETCAT command is terminated.

*Programmer Response:* Correct the physical error and reissue RESETCAT. The VSAM action code can be found in the OS/VS Virtual Storage Access Method (VSAM) Programmer's Guide.

The catalog and CRA entries have not been altered and hence are recoverable in their current state - barring the I/O error.

**IDC31007I LOGICAL I/O ERROR - VSAM ACTION CODE rrrr**

*Explanation:* A logical I/O error was encountered while extending the catalog during RESETCAT. There were not enough free records in the catalog being reset, consequently RESETCAT attempted to get more.

*System Action:* The operation is terminated.

*Programmer Response:* Correct the logical error. The VSAM action code can be found in the OS/VS Virtual Storage Access



*Method (VSAM) Programmer's Guide.* If the catalog has reached 16 extents and cannot be extended further, a larger catalog may be defined in which to perform the RESETCAT. The catalog and CRA entries have not been altered.

#### **IDC31008I ERROR ACCESSING THE CATALOG**

*Explanation:* RESETCAT encountered an error trying to access the data set specified by the CATALOG parameter. Message IDC3009I precedes this message identifying the specific error.  
*System Action:* The operation is terminated.

*Programmer Response:* Correct the error specified in the IDC3009I message and reissue the command. If the error is not correctable, a new catalog of the same name may be defined into which all of the volumes owned by the failing catalog may be reset using RESETCAT. The entries in the catalog have not been altered.

#### **IDC31010I CRA DOES NOT BELONG TO CATALOG - VOL volser**

*Explanation:* The CRA was specified for reset, but it belongs to a catalog other than the catalog to be reset.

*System Action:* The operation is terminated.

*Programmer Response:* Respecify the correct volume to be reset and reissue the command.

#### **IDC31012I MAXIMUM RELATIVE RECORD NUMBER EXCEEDED IN WORKFILE**

*Explanation:* The workfile relative record number (rrn) limit has been exceeded. No more records can be written to the workfile. The resultant catalog is too large.

*System Action:* The operation is terminated.

*Programmer Response:* Respecify subsets of the CRA volumes specified for reset and issue multiple RESETCAT commands. The catalog entries have not been altered.

#### **IDC31013I COULD NOT MERGE ONE OR MORE CRAS**

*Explanation:* See preceding message which indicates that:

- Open failed for CRA (IDC3300I)
- Close failed for CRA (IDC3301I)
- CRA does not belong to catalog to be reset (IDC31010I)

*System Action:* The operation is terminated.

*Programmer Response:* Correct the error in the referenced message and reissue the command. The catalog entries have not been altered.

#### **IDC31014I DELETE OF WORKFILE FAILED**

*Explanation:* DELETE failed for the workfile. Message IDC3009I precedes this identifying the specific error.

*System Action:* The operation is terminated.

*Programmer Response:* Unless some previous message indicates a terminating error, the RESETCAT operation has been completely performed. The workfile may be deleted using the DELETE command after correcting the error indicated in message IDC3009I.

#### **IDC31016I NO CRA SPECIFIED FOR RESET**

*Explanation:* The CRAFILES parameter specified no CRA with the ALL option; hence, no volume was specified for reset.

*System Action:* The operation is terminated.

*Programmer Response:* Specify the correct volumes for reset and issue the command.

#### **IDC31017I UNABLE TO GET EXCLUSIVE USE OF THE CATALOG**

*Explanation:* Some other task is open to the catalog requested to be reset. The RESET operation is unable to reset a catalog without exclusive use.

*System Action:* The operation is terminated.

*Programmer Response:* For the catalog being reset, specify DISP = (OLD,KEEP) on the DD statement, or get exclusive use. Reissue the command.

#### **IDC31018I CRA UNAVAILABLE**

*Explanation:* RESETCAT required a volume that could not be allocated.

*System Action:* The operation is terminated.

*Programmer Response:* A secondary CRA volume was required during the reset of a catalog and it was not available. If enough units are not available, specify the volume via a DD statement and include that DD statement in the CRAFILES parameter on the command indicating NONE. See message IDC21020I.

#### **IDC31019I CRA volser SPECIFIED FOR RESET MORE THAN ONCE**

*Explanation:* The CRAVOLS parameter specified the same volser more than once, or the CRAFILES parameter specified the same volser more than once via ddnames.

*System Action:* The operation is terminated.

*Programmer Response:* Specify the correct volumes for reset and reissue the command.

#### **IDC31035I BAD VOLUME RECORDS FOR volser**

*Explanation:* In a CRA, either the volume record for the volser indicated does not exist or one of its secondary records does not exist (IEC11022I). If IGNORE was specified, the reset will occur. This may mean that all data sets allocated on this volume will be marked unusable. If NOIGNORE was specified, the RESETCAT operation terminates before updating the catalog or CRA(s).

*System Action:* The command may terminate (see Explanation).

*Programmer Response:* If IGNORE was specified, no error exists in the catalog; accompanying messages will indicate any action taken on individual data sets as a result of this. If NOIGNORE was specified, use EXPORTRA to export all VSAM data sets on this volume, FORCE DELETE the volume, and use IMPORTRA to recover all data sets.

#### **IDC31038I COULD NOT UPDATE ONE OR MORE CRAS**

*Explanation:* See preceding message which indicates that:

- Open failed for CRA (IDC3300I)
- Close failed for CRA (IDC3301I)

*System Action:* The operation is terminated.

*Programmer Response:* Correct the error in the referenced message and reissue the command. The catalog entries have been updated but the CRA entries have not.

#### **IDC31140I \*\* UNABLE TO OBTAIN THE MSF CELL MAPS | MSC CONFIGURATION TABLE**

*Explanation:* Either the Mass Storage Facility Cell Map Table or the Mass Storage Control Configuration Table could not be read. Therefore, the status of the Mass Storage Facility cells could not be obtained, or the availability of the Mass Storage Facility could not be verified.

*System Action:* processing of this command terminates.

*Programmer Response:* Take the corrective action described in the previous message, and rerun the command.

*Problem Determination:* Table I, items 1, 13, and 30.

#### **IDC31142I AUDITMSS TERMINATED. NO VALID CELL(S) | X RANGE(S) SPECIFIED**

*Explanation:* The values specified with the CELLS or XRANGES

parameters were not valid for the model of Mass Storage Facility. No AUDITMSS report is produced.

The valid values for coordinates of cells depend upon the model of Mass Storage Facility:

- For a Model A1/B1, the X coordinate ranges from 234 through 247, the y coordinate ranges from 0 through 27, and the z coordinate is 0 or 1.
- For a Model A2/B2, the X coordinate ranges from 206 through 247, the y coordinate ranges from 0 through 27, and the z coordinate is 0 or 1.
- For a Model A3/B3, the X coordinate ranges from 178 through 247, the y coordinate ranges from 0 through 27, and the z coordinate is 0 or 1.
- For a Model A4/B4, the X coordinate ranges from 150 through 247, the y coordinate ranges from 0 through 27, and the z coordinate is 0 or 1.

*System Action:* The command terminates.

*Programmer Response:* Correct the values specified with CELLS or XRANGES, and rerun the command.

*Problem Determination:* Table I, items 1, 13, and 30.

**IDC31143I \*\* INCOMPLETE CHECK | READ REPORT  
PRODUCED, ERROR AT X LOCATION xxx**

*Explanation:* The AUDITMSS command is unable to check the status of all the requested cells, or to read the labels of all the requested cartridges. The X coordinate of the cell where the error occurred is indicated by xxx.

*System Action:* The command terminates.

*Programmer Response:* Rerun the command for the values not processed (all the cells with X coordinate equal to or greater than xxx), after corrective action was taken as indicated in the primary message.

*Problem Determination:* Table I, items 2, 13, and 30.

**IDC31145I \*\* NO CHECK | READ REPORT PRODUCED, ERROR  
AT X LOCATION xxx**

*Explanation:* The AUDITMSS command is unable to check the status of any of the requested cells, or to read the labels of any of the requested cartridges. The X coordinate of the cell where the error occurred is indicated by xxx.

*System Action:* The command terminates.

*Programmer Response:* Rerun the command for the values not processed (all the cells with X coordinate equal to or greater than xxx), after corrective action was taken as indicated in the primary message.

*Problem Determination:* Table I, items 1, 13, and 30.

**IDC31160I TOSTAGINGDRIVE SSID SPECIFIED IS NOT A VALID MSC TABLES SSID**

*Explanation:* The SSID specified as a target for the table copy is not an SSID of one of the tables packs. The SSID must be 0, 2, 4, or 6.

*System Action:* Processing of this command terminates.

*Programmer Response:* Correctly specify the SSID used with the TOSTAGINGDRIVE parameter, and rerun the command.

*Problem Determination:* Table I, items, 3, 13, and 30.

**IDC31170I UNABLE TO DETERMINE PRIMARY MSC TABLES LOCATION**

*Explanation:* The attempt to read the Mass Storage Control main storage to determine the primary Mass Storage Control tables location failed. The information necessary to build the SSID for the primary tables is not available.

*System Action:* Processing of this command terminates.

*Programmer Response:* Rerun the command after the problem with the Mass Storage Control has been corrected.

*Problem Determination:* Table I, items 3, 13, and 30.

**IDC31180I PRIMARY TABLES CANNOT BE COPIED TO WORK DATA SET**

*Explanation:* The primary Mass Storage control tables cannot be copied to the work data set.

*System Action:* Processing of this command terminates.

*Programmer Response:* Ensure that the work data set is allocated properly, and rerun the command.

*Problem Determination:* Table I, items 3, 13, and 30.

**IDC31181I SECONDARY TABLES CANNOT BE COPIED TO WORK DATA SET**

*Explanation:* The secondary Mass Storage Control tables cannot be copied to the work data set.

*System Action:* Processing of this command terminates.

*Programmer Response:* Ensure that the work data set is allocated properly, and rerun the command.

*Problem Determination:* Table I, items 3, 13, and 30.

IDC



## Section 5: Supervisor Messages (IEA)

Component Name	IEA
Program Producing Message	ABEND, IEAPRINT program, input/output supervisor, nucleus initialization program (NIP), and supervisor.
Audience and Where Produced	For operator: console. For programmer: SYSPRINT data set.
Message Format	xx IEAnns text xx Message reply identification (absent, if operator reply not required or if issued by IEANIP at IPL time). nnn Message serial number. s Type code: A Action; operator must perform a specific action. E Eventual action; operator must perform action when he has time. I Information; no operator action is required. W Wait; processing stopped until action is determined and performed. text Message text.
Comments	None.
Problem Determination	Refer to Tables I and II at the back of this publication for problem determination instructions.

IEA000A ddd,INT REQ,cm,stat,sensbbbb,,ser,jjj  
 IEA000A ddd,INT REQ,CC = 3/NO PATHS AVAILABLE,,jjj  
 IEA000I ddd,INT REQ,cm,stat,sensbbbb,,jjj

*Explanation:* For the first format of the message, the input/output supervisor received a 'not operational' indication on the last available path to a device; for the second format of the message, the I/O supervisor detected a device that requires intervention.

In the message text in hexadecimal, the fields are:  
 ddd

Unit address of the device.

cm

Operation code of the channel command word (CCW) during whose execution the error occurred. If the channel command word cannot be found, this field appears as \*\*

stat

Status portion of the channel status word (CSW).

sens

First 2 sense bytes for the error condition.

bbbbbb

Next 3 sense bytes for the error condition. This field appears only for devices that give more than 2 bytes of sense information. For the 3340, 24 bytes of sense will be given.

ser

Serial number of the volume on which intervention is required. This field appears only for magnetic tapes, direct access devices or 3540s.

jjj

Job name, in characters, during which intervention is required. (If the job name cannot be determined, this field will be left blank.)

*Operator Response:* For the first format of the message, either physically turn on a path to the device (for example, a control unit switch or a channel switch) or VARY a path online that has been previously varied offline. Then, if necessary, make the device ready.

For the second format of the message, take an appropriate action, such as:

- Make the unit ready. If the unit cannot be made ready, cancel the job.
- Feed more cards to the reader or punch.
- Clear a card jam.
- Empty a stacker.
- Empty the chip box.
- Put paper into the printer or console typewriter.

For the third format of the message, the I/O Supervisor detected a 3851 device has an intervention required situation, but the device is capable of handling it. No operator intervention is required.

*Problem Determination:* Table I, items 2, 30.

IEA000I ddd,err,cm,stat,sens,  
           { dcbctfd  
           { opxxterm  
           { binxcylintrck } } ,[ser],[jjj],[hh.mm.ss]

*Explanation:* An uncorrectable input/output error was detected by the I/O supervisor, the basic telecommunication access method (BTAM), or the telecommunication access method (TCAM) routine. In systems with the graphics access method (GAM), unit checks and conditions that require operator intervention indicate devices that do not exist or that were included at system generation time but not attached to the system. Note: For the 2305, 3330 mod 11, 3330, 3340/3344, 3350, and 3851, two lines are required to contain the message.

*Note:* Two consecutive commas or a blank field in the message text indicates that a field could not be determined or is contained on the next or previous line of the message. In the message text, the fields are:

ddd

Unit address of the device or line address of the telecommunication device, in hexadecimal.

err

Description of the error based on status and sense information:

BOC - bus out check.

CCC - channel control check.

CDC - channel data check.  
 CEM - CE message  
 CHC - chaining check.  
 CMD - command reject.  
 CPC - channel program check.  
 CTRL BLK ERR - the tape ERP is using an input/output block (IOB) in which the CSW command address is zero instead of an expected address.  
 DCC - data converter check (for magnetic tapes only).  
 DCK - data check.  
 DSE FAILED - a data security erase failure occurred. An IOB intercept condition has been detected and the error is flagged as permanent.  
 EQC - equipment check.  
 ERROR ON ERG - a data check occurred during an erase gap operation. The operation was initiated by the write recovery procedures. This message is an indication that some residual data remained on the tape; a later reread through the erased area may indicate a noise record. Depending on the length of the noise, a permanent error (read data check) may occur.  
 ICC - interface control check.  
 IOE - input/output error (for errors other than those described above).  
 IPL - IPL request (for 370x only).  
 LDA - lost data (for telecommunications only.)  
 MAM - missing address marker (for direct access only.)  
 NIN - not initialized (for 3791 only).  
 NOISE-ERP - error recovery procedures were in progress when a short record-data check condition was encountered. This situation should not occur, and is an indication of either faulty hardware media, a crimp in the tape, or noise on the bus line. Repositioning of the tape cannot be guaranteed under these conditions.  
 NOISE-USER - a noise record (a record whose length is less than 12 bytes) was recognized as a cause of a data check. The noise record is ignored, and no repositioning for a reread is attempted.  
 NRF - no record found (for direct access only.)  
 OVR - overrun (for direct access and magnetic tapes only.)  
 PRC - channel protection check.  
 SEN - a unit check occurred during a sense operation. (When this condition is present, the fields cm, stat, sens, and binxylnrck do not appear in the message text.)  
 SKC - seek check (for direct access only.)  
 SUU - subsystem unit unusable  
 TOT - time out (for telecommunications only.)  
 UEX - unit exception.  
 UNC - unusual command (for 2540 card reader and punch only).  
 UNEX INTRPT - (1) The ERP detected an interrupt condition and only device end is indicated in the CSW status byte. This will be displayed as a status of x'0000' or x'0400'. (2) The tape drive has gone from 'not ready' to 'ready' status or has encountered a 'load check'. This will be displayed as a status of x'1400'. This is a SECURITY INTERRUPT. A security interrupt indicates that during the time your drive was NOT READY, your tape may have been replaced or moved so that it is mispositioned. If neither of these situations occurred, the processing may proceed normally.  
 UNEX LOAD PT - an unexpected load point was encountered during error recovery for magnetic tape (probably the result of a recording density incompatibility). The message may appear twice if the tape is not a standard label tape.  
 WRI - write inhibit switch should be checked.

cm

Command code, in hexadecimal, of the channel command word (CCW) being executed when the error occurred. If the

channel command word cannot be found, this field appears as \*\*.

stat

Status portion, in hexadecimal, of the channel status word (CSW).

sens

The first byte, in hexadecimal, describes a unit check type error condition (for telecommunication devices). The second byte, in hexadecimal, contains sense information resulting from the execution of a diagnostic write/read or read/skip command (from TCAM) which ended with a unit check status (2701 data adapter unit). For other devices, these same two bytes will appear, in hexadecimal, if a unit check condition is indicated in the stat field. For devices that give more than two bytes of sense information, this field will also contain the remaining sense bytes, in hexadecimal. For devices which give more than 6 sense bytes, this field will be contained on the second line of the message. For the 3330, 3330 mod 11, 3340/3344, 3350, and 2305, this field will contain the 8 sense bytes for program errors or 24 sense bytes for equipment and data checks or seek checks for 3340s.

Note: The message on the system console reflects the sense-byte information from the last entry for direct access devices; the sense-byte information located in the SYS1.LOGREC data reflects the data from the initial error condition.

dcbctfd

Record count, in hexadecimal, not including label records. This field appears only for magnetic tape and indicates the count of the record preceding the error record.

opxterm

TP operation code, in hexadecimal, describing the type of channel command word (CCW) being executed when the error occurred. xx is not used, but is followed by the terminal identification characters, in hexadecimal. It may be either two bytes or one byte, depending on the terminal type. If it is one byte, it is left justified. If a dial line is being used with TCAM, the last four digits of the dial number are provided.

binxylnrck

Address, in hexadecimal, of the bin (binx), the cylinder (cyln), and the track (trck) where the error occurred. When an error occurs while trying to obtain this data, the last seek address is substituted. This field appears only for disk and drum direct access devices. On a data or equipment check for a 2305, 3330, 3330 mod 11, or 3340/3344, or 3350 this field does not appear. For other errors on these devices, the field is contained on the second line.

ser

Serial number of the volume on which the error occurred. This field appears only for magnetic tapes or direct access devices.

jji

Job name.

hh.mm.ss

Time that the message was received in hours, minutes, and seconds.

Operator Response: Probable hardware error. For magnetic tape devices, proceed with caution in unconditionally accepting the results of the operation. Check that tapes being used by this job have not been replaced or removed. Each message should be considered as a potential warning of a marginal condition.

For other than magnetic tape devices, note that some abnormal error condition occurred. Depending on the severity of the error (check status and sense information) and

depending on the installation requirements, take the appropriate action.  
Possible values of err and appropriate responses are as follows:

- **CMD REJECT** - Correct and retry (for 2305, 3330, 3330 mod 11, 3340/3344, and 3350). If the command is a X'FF', this is a probable hardware failure. The disengage command failed and a Customer Engineer's attention is required (for 1419/1275).
- **OVR:**  
BOC - bus out check.  
EQC - equipment check.  
ICC - interface control check.  
These are permanent hardware faults. Customer engineer action is required.
- **DCK** - Request an alternate sparing utility program such as IEHATLAS to perform recovery/replace functions, and to assign an alternate track spare, if necessary. If the utility cannot complete, the GET ALT function in the IBCDASDI or IEHDASDR utility should be invoked. This will assign the space but will not perform recovery/replace. If no alternate spares are available, Customer Engineer action is required (for the 2305, 3330, 3330 mod 11, 3340/3344, and 3350).
- **WRI** - If the write inhibit switch is set on to inhibit execution of write commands and the volume should be written on, set the switch off and rerun the job. If the write inhibit switch is set on to intentionally inhibit execution of write commands, follow the procedures established by your installation (for the 2305, 3330, 3330 mod 11, 3340/3344, and 3350).

*Problem Determination:* Table I, items 2, 30.

**IEA0001 ddd err,,,,,hh.mm.ss**

*Explanation:* An error was detected by the 3851 Host ERP that requires a 'CE Message' (CEM) or a 'Subsystem Unit Unusable' (SUU) Message. Equipment Check (EQ CK) may occur with CEM and/or SUU. Since the system WTO routine can print only one message, the ERP will print the CEM and/or SUU message and the system WTO routine will print the remaining message with full sense.

ddd - Unit address of the MSC.  
err - CEM or SUU.

SUU--Subsystem Unit Unusable. The 3851 subsystem has marked one of its units unusable due to a error condition. The SSID of that unit is in sense byte 1 bits 4-7 and sense byte 2 bits 0-7.

CEM--C E Message. The 3851 Subsystem has detected an error of importance to the Customer Engineer.

hh.mm.ss - Time the message was received in hours, minutes and seconds.

*System Action:* The ERP will continue the recovery action based on the error condition.

*Operator Response:* Probable hardware error. Each message should be considered as a potential warning of a marginal condition. Depending on the installation requirements, take appropriate action.

*Problem Determination:* Table 1, items 2,30.

**IEA0001 'SYS SWITCH FROM xxx TO zzz STARTED, xxx OFFLINE'**

*Explanation:* The 3851 Host ERP detected a switchable permanent I/O error and has started a switch from the Primary MSC to the Alternate MSC. The MSC that failed is set OFFLINE. XXX is the address of the MSC that failed, and is OFFLINE. ZZZ is the address of the MSC being switched to and is the Primary MSC.

*System Action:* The ERP continues processing the switch to the Alternate MSC.

*Operator Action:* Probable Hardware error. Depending on the installation requirements, take the appropriate action.

*Problem Determination:* Table 1, items 2,30.

**IEA0001 'MSC SWITCH FROM xxx TO zzz STARTED, xxx OFFLINE'**

*Explanation:* The 3851 Host ERP detected that the Primary MSC has lost the lower interface and has started a switch from the Primary MSC to the Alternate MSC. The lower interface was lost due to some other CPU doing a switch for a 'Operator Vary' or a permanent I/O error 'System switch'. xxx is the address of the MSC being switched from, and is OFFLINE. zzz is the address of the MSC being switched to and is the Primary MSC.

*System Action:* The ERP continues processing the switch to the Alternate MSC.

*Operator Action:* Possible Hardware error. Depending on the installation requirements, take the appropriate action.

*Problem Determination:* Table 1, items 2,30.

**IEA0001 'SYS SWITCH FROM xxx TO zzz ENDED'**

*Explanation:* The System switch function has ended. xxx is the address of the MSC switched from and is OFFLINE. zzz is the address of the MSC switched to and is the Primary MSC.

*System Action:* The ERP will reissue the failing CCW(s) that initiated the switch.

*Operator Action:* None.

**IEA0001 'MSC SWITCH FROM xxx TO zzz ENDED'**

*Explanation:* The MSC switch function has ended. xxx is the address of the MSC switched from, and is OFFLINE. zzz is the address of the MSC switched to and is the Primary MSC.

*System Action:* The ERP will reissue the failing CCW(s) that initiated the switch.

**IEA0001 'SYS SWITCH FROM xxx TO zzz FAILED, zzz OFFLINE'**

*Explanation:* The MSC being switched to had a permanent I/O error and is set OFFLINE. There is no usable MSC. xxx is the address of the failing MSC switched from and is OFFLINE. zzz is the address of the MSC being switched to. It is OFFLINE and is the Primary MSC.

*System Action:* This request and all future I/O requests to this device will be terminated in error by the MSSC component.

*Operator Action:* Probable Hardware error. Depending on the installation requirements, take appropriate action.

*Problem Determination:* Table 1, items 2,30.

**IEA0001 'MSC SWITCH FROM xxx TO zzz FAILED, zzz OFFLINE'**

*Explanation:* The MSC being switched to had a permanent I/O error and is set OFFLINE. xxx is the address of the MSC switched from and is OFFLINE. zzz is the address of the MSC switched to. It is OFFLINE and is the Primary MSC.

*System Action:* This request and all future I/O requests to this device will be terminated in error by the MSSC component.

*Operator Action:* Probable Hardware error. Depending on the installation requirements, take appropriate action.

*Problem Determination:* Table 1, items 2,30.

**IEA0001 'SYS SWITCH FROM xxx TO zzz, zzz NOT AVAIL'**

*Explanation:* An switchable permanent I/O error was detected by the ERP but a Alternate MSC does not exist or it is

**OFFLINE.** There is no usable MSC. xxx is the address of the failing MSC. It is OFFLINE and it is the Primary MSC. zzz is the address of the Alternate MSC and is OFFLINE. If a Alternate MSC does not exist, zzz will be 'ALT'.

**System Action:** This request and all future I/O requests will be terminated in error by the MSSC component.

**Operator Action:** Probable Hardware error. Depending on the installation requirements, take the appropriate action.

**Problem Determination:** Table 1, items 2,30.

**IEA0001 'MSC SWITCH FROM xxx TO zzz, zzz NOT AVAIL'**

**Explanation:** The 3851 ERP detected that the Primary MSC has lost the lower interface and cannot switch to the Alternate because it is OFFLINE or does not exist. The lower interface was lost due to some other CPU doing a switch for 'Operator Vary' or a permanent I/O error 'System Switch'. There is no usable MSC. xxx is the address of the MSC switched from. It is OFFLINE and it is the Primary MSC. zzz is the address of the MSC switched to and is OFFLINE. If a Alternate MSC does not exist, zzz will be 'ALT'.

**System Action:** This request and all future I/O requests to this device will be terminated in error by the MSSC component.

**Operator Action:** Probable Hardware error. Depending on the installation requirements, take the appropriate action.

**Problem Determination:** Table 1, items 2,30.

**IEA0011 UNIT ddd, PATH pth INOPERATIVE FOR CPU x**

**Explanation:** One path to a multipath device has become inoperative. The system continues all operations on a limited basis, using the remaining paths.

In the message text, the fields are as follows:

ddd

Unit address, in hexadecimal, of the device.

pth

One of the following:

- X'80' for primary path CPU 0
- X'40' for secondary path CPU 0
- X'20' for primary path CPU 1
- X'10' for secondary path CPU 1

x

Central processing unit, 0 or 1, for which the path is inoperative.

**System Action:** The system will automatically begin reusing the path when it becomes operational.

**Operator Response:** Probable hardware error. None.

**Problem Determination:** Table 1, items 2, 30.

**IEA0031 I/O MALFUNCTION TO DEVICE ddd. I/O TERMINATED.**

**Explanation:** During a CCH or MIH call to the I/O supervisor for device ddd, the device failed to terminate ongoing I/O activity when a halt device-clear I/O sequence was issued. The device has probably become unusable.

**System Action:** The most recent I/O request to the device is terminated in error by the ERP unless DDR is able to successfully swap the volume.

**Operator Response:** Vary device ddd offline or swap it to prevent further requests from encountering the problem.

**Problem Determination:** Table 1, items 2, 18, 24, 30.

**IEA0041 DEVICES:ddd,ddd,ddd,ddd,...,ddd HAVE BEEN SET FOR I/O REQUEST TERMINATION.**

**Explanation:** In response to an ACR call to the I/O supervisor, the listed devices were found to have no paths available from the operative CPU. The devices have been marked offline for hierarchy reasons to prevent future allocation. All future I/O

requests to these devices will be terminated in error by the ERP and returned to the I/O requestor until: 1) the failing CPU is brought back online, or 2) a path to each device from the operative CPU is brought online (by VARY PATH or VARY CHANNEL command).

**System Action:** This request and all future I/O requests to these devices are terminated in error by the ERP until paths on the operative CPU are made available or the failing CPU is brought back online.

**Operator Response:** If paths to the listed devices are available on the operative CPU, they should be varied online. If no such paths exist the volume should be swapped. Bringing the failing CPU back online (if this is possible) will also eliminate the problem.

**IEA0051 DEVICE ddd RESERVED ON OFFLINE PATH pth FROM CPU x.**

**Explanation:** The I/O supervisor found it necessary to reserve device ddd down a path from CPU x on a path that was logically offline. This path (pth) is currently the reserved path for the device. (This message will always be preceded by a 042 wait state, which gives the operator the option to allow reservation down offline paths or restart the system.)

**System Action:** Further requests to device ddd will be terminated in error until path pth from CPU x is varied online by a VARY PATH and/or VARY CHANNEL command sequence.

**Operator Response:** Bring path pth from CPU x to device ddd online by the VARY PATH or VARY CHANNEL command.

**IEA0241 ERROR IN GTF. opt TRACE OPTION WAS DISABLED**

**Explanation:** ABDUMP in its formatting of the GTF trace table found an error record for trace option opt; where opt is EXT, IO, SIO, PI, or DSP. This error record was produced when GTF encountered a program check while attempting to create a trace record for opt. This message is followed by a hexadecimal dump of the error record. Refer to messages AHL118I and AHL1201.

**Note:** If opt is SVC, SVQ tracing will continue.

**System Action:** The program check for the error record caused GTF to bypass recording further events for the trace option opt. However, GTF continued to record all events for the other trace options requested.

**Programmer Response:** Probable user error. Ensure that problem programs are not altering the GTF region.

**Problem Determination:** Table 1, items 1, 2, 16, 29. Ensure that sufficient storage is available within the GTF region for a SNAP dump (an additional 4K is needed for ABDUMP/SNAP execution). Ensure that the GTFSNP catalogued procedure is used to obtain an ABDUMP/SNAP dump.

**IEA0251 INVALID GTF RECORD FOLLOWS**

**Explanation:** ABDUMP in its formatting of the GTF trace table found a GTF record with an invalid EID or FID field. ABDUMP prints this message and follows it with a hexadecimal dump of the error record.

**System Action:** Processing continues.

**Programmer Response:** Probable user error. Ensure that problem programs are not altering the trace table.

**Problem Determination:** Table 1, items 1, 2, 11, 29.

**IEA0301 OPEN FAILED FOR DUMP DATA SET FOR {JS}**

{ DUE TO {Scde} }  
{ Ucde} }

**Explanation:** An attempt to open a dump data set during ABEND processing failed. JS signifies a job step task, and ST a



subtask. If the phrase DUE TO Scde or Ucde appears, the task was abnormally terminated with a system (S) cde or a user (U) code of cde.

**System Action:** The dump is bypassed and abnormal termination continues.

**Programmer Response:** If the phase DUE TO cde appears, respond as indicated for that completion code. If not, make sure that the dump DD statement is currently specified and rerun the job.

**Problem Determination:** Table I, items 1, 15, 29.

#### IEA101A SPECIFY SYSTEM PARAMETERS FOR RELEASE xx.yy.zzz

**Explanation:** This message is issued during system initialization to allow the operator to change certain system parameters that were specified during system generation, or later via IEASYSxx members of SYS1.PARMLIB. In the message text, xx is the release number, yy is the release level, and zzz is the system type (PCP, MFT, MVT/MP, VS2).

**System Action:** The system waits for the operator's response and changes the system parameters as specified by the operator.

**Operator Response:** Reply as specified by the system programmer. The reply must take one of the forms described in the System Initialization and Tuning Guide, GC28-0681.

#### IEA107I prn IGNORED

**Explanation:** A reply to message IEA101A names a parameter prn, that was not selected by the installation for optional changing when the system is loaded.

**System Action:** The nucleus initialization program (NIP) continues processing.

**Operator Response:** Report this message to the programmer.

**Programmer Response:** Probable user error. Make sure that the parameter was not restricted from operator changes in the IEASYSxx member of SYS1.PARMLIB (OPI = NO option).

**Problem Determination:** Table I, items 2, 11, 29.

#### IEA108I PERMANENT I/O ERROR DURING BLDL

**Explanation:** The nucleus initialization program (NIP) is unable to bring the linkage library (SYS1.LINKLIB) directory into virtual storage because of an uncorrectable input/output error.

**System Action:** The nucleus initialization program continues processing without a resident directory.

**Operator Response:** Probable hardware error. Report this message to the programmer.

**Problem Determination:** If the error recurs, before calling IBM for hardware support, record the address of the device on which the input/output error occurred and have it available.

#### IEA109I BLDL FAILED FOR FOLLOWING MODULES

mod  
mod

**Explanation:** During nucleus initialization, parts of the resident directories have not completed. The module names not found in SYS1.LINKLIB and therefore not appearing in the resident directory are printed on the console immediately following this message.

**System Action:** The nucleus initialization program (NIP) continues processing with an incomplete resident directory.

**Operator Response:** Probable user error. Report this message to the system programmer and save the master console log.

**Programmer Response:** Probable user error. Ensure that the modules listed are included in the SYS1.LINKLIB data set.

**Problem Determination:** Table I, items 2, 13, 25c, 29.

#### IEA116A CONTINUE SYSTEM PARAMETERS

**Explanation:** During nucleus initialization, the reply to message IEA101A specified CONT as its final entry. The CONT indicated that the reply was incomplete and that additional parameters were to be specified.

**System Action:** The system waits for a reply to message IEA101A.

**Operator Response:** Continue the reply to message IEA101A, beginning this continuation with REPLY 00.

#### IEA120A DEVICE ddd SHARED. REPLY 'CONT' OR 'WAIT'

**Explanation:** Device ddd is a shared device and is presently reserved by a central processing unit (CPU) other than the central processing unit from which an IPL is being performed.

**System Action:** The system action depends on the operator's response.

**Operator Response:** To wait until the device is released by the central processing unit that is presently using it, enter REPLY xx,'WAIT'. Normal processing will continue after the device is available.

Otherwise, enter REPLY xx,'CONTINUE'. This reply will result in the device being marked unavailable to the central processing unit from which the IPL is being performed. Processing will continue. (If this reply is entered, do not execute any job that might require allocation of device ddd. If such a job is executed, a mount message will be issued and subsequent operator action might make the device unavailable to the central processing unit that originally reserved it.)

**Note:** If the message appears frequently or if the wait time is excessive, notify the system programmer at the installation.

#### IEA152I HARDCPY SPECIFICATION INVALID

**Explanation:** In response to message IEA101A or IEA332A, the operator specified a device for a hard copy log that was not a valid console.

**System Action:** The system issues message IEA332A.

**Operator Response:** Probable user error. Respond as indicated for the following IEA332A message.

**Problem Determination:** Table I, items 11, 29.

#### IEA153I HARDCPY CONSOLE UNAVAILABLE

**Explanation:** In response to message IEA101A, HARDCPY specified a valid console, but the console was unavailable at IPL time.

**Operator Response:** Probable user error. Respond as indicated for the following IEA332A message.

#### IEA154I HARD COPY OF INITIALIZATION MESSAGES DISCONTINUED

**Explanation:** The logging of nucleus initialization program (NIP) messages must be discontinued because the message buffer is full. The message or operator reply preceding this message was the last message recorded.

**System Action:** System initialization continues.

**Operator Response:** None.

#### IEA208I func FUNCTION INOPERATIVE

**Explanation:** The nucleus initialization program (NIP) has detected unrecoverable error conditions during initialization of function func. As a result, the function has been made inoperative.

This message is issued in conjunction with a diagnostic message identifying the specific type of error.

**System Action:** The nucleus initialization program continues processing.

**Operator Response:** Report this message to the programmer.

*Programmer Response:* Probable user error. Respond to the diagnostic message issued in conjunction with this message.

#### IEA2111 OBTAIN FAILED FOR dsn DATA SET

*Explanation:* The nucleus initialization program (NIP) was unable to find the data set control block (DSCB) for data set dsn for one of the following reasons:

- The volume containing the data set was not mounted.
- The data set control block was not in the volume table of contents (VTOC).
- A permanent input/output error occurred.

*System Action:* The nucleus initialization program continues processing.

*Operator Response:* If the volume that contains the data set is not mounted, mount it and restart the system. If the volume is mounted, record the device number and notify the programmer.

*Programmer Response:* Probable user error. List the VTOC of the volume that is supposed to contain the data set. If the data set is not on the volume, create it and have the system restarted.

*Problem Determination:* Table I, items 2, 13, 25b, 29.  
The data set may be relocated.

#### IEA212A D, xxx OR yyy

*Explanation:* During nucleus initialization, direct access devices xxx and yyy were found to have duplicate volume labels.

*System Action:* Nucleus initialization is suspended until one of the identified volumes is demounted.

*Operator Response:* Demount the volume that is not needed. If the volume to be demounted is a permanently resident device, such as a drum, start the system again.

#### IEA2161 GETMAIN FAILED DURING INITIALIZATION

*Explanation:* The nucleus initialization program (NIP) issued a GETMAIN request; however, more storage was requested than was available.

*System Action:* The system is placed in a wait state with a code of X'63'.

*Operator Response:* Probable user error. Report this message to the system programmer.

*Programmer Response:* See the description of wait state code X'63'.

*Problem Determination:* Table I, items 11, 29.

#### IEA3001 I/O ERROR DURING BLDL FOR mem IN dsn

*Explanation:* An uncorrectable input/output error prevents the nucleus initialization program (NIP) from reading the directory entry for member mem from data set dsn into virtual storage.

*System Action:* If mem is a NIP module, the system is placed in a disabled wait state. If not, processing continues.

*Operator Response:* Probable hardware error. Record the address of the device on which the input/output error occurred and have it available.

*Problem Determination:* Table I, items 2, 30.

#### IEA3011 mem NOT FOUND IN dsn

*Explanation:* The nucleus initialization program (NIP) is unable to find member mem in data set dsn.

*System Action:* If mem is a NIP module, the system is placed in a disabled wait state. If not, processing continues.

*Operator Response:* Probable user error. Report this message to the system programmer.

*Programmer Response:* Make sure that mem is included in the data set.

*Problem Determination:* Table I, items 2, 11, 29.

#### IEA3021 TOD CLOCK INOPERATIVE

*Explanation:* NIP found that the time-of-day (TOD) clock is not working. In an MP environment, this message means that TOD clocks on all CPUs were found to be inoperative.

*System Action:* The initialization process continues since the timer initialization routines, which are invoked during master scheduler initialization after NIP processing is complete, may be able to correct the problem. NIP processing may be slightly degraded if many teleprocessing control units or shared DASD devices are in the configuration and require initialization.

*Programmer Response:* If timer initialization cannot correct the problem during its processing after NIP has completed, additional messages and information will be provided that may require hardware support to be provided.

*Problem Determination:* Table I, item 30.

#### IEA303W ABEND cde DURING SUPERVISOR INITIALIZATION

*Explanation:* Abnormal termination (ABEND) was requested by a system function during nucleus initialization. In the message text, cde is the system completion code.

*System Action:* The system is placed in a disabled wait state.

*Operator Response:* Re-IPL the system and report this message to the system programmer.

*Problem Determination:* Table I, item 29.

#### IEA304W SYSTEM WAIT STATE - CODE cde

*Explanation:* The nucleus initialization program (NIP) has encountered an error which requires that the system initialization process be discontinued. The reason for terminating the normal IPL sequence is described by cde, which is the address portion of the wait state PSW. The first 4 digits of cde are an identifier (if non-zero) which is unique to the wait state code which is in the last 4 digits of cde.

*System Action:* The system enters a wait state.

*Operator Response:* Notify the system programmer of this wait state code.

#### IEA305A INVALID REPLY FORMAT - RESPECIFY

*Explanation:* During nucleus initialization, the last reply entered through the console was not in correct format.

*System Action:* The system ignores the reply just entered and waits for the reply to be respecified.

*Operator Response:* Probable user error. Enter the reply correctly and make sure it is not greater than 80 characters in length.

#### IEA3061 adr, I/O ERROR, cm, stat, sens, ser

*Explanation:* The nucleus initialization program (NIP) issued an I/O request to the device at the unit address adr. In the message text:

- cm is the I/O command which resulted in an unsuccessful I/O completion.
- stat is the CSW status bytes.
- sens is the first two bytes of sense data.
- ser is the volume serial number of a direct access device involved.

The I/O request included a command which resulted in an unsuccessful I/O completion. The CSW status bytes and the first two bytes of sense data are included as a diagnostic aid and may be used to determine the cause of the I/O failure. The sense data appears only for errors involving a unit check status; the volume serial number appears only for direct access devices.

*System Action:* If the I/O request is critical to the system initialization process, the system will issue message IEA304W

and enter a disabled wait state. Otherwise, processing continues.

*Operator Response:* Probable hardware error. Restart the system. Depending on the severity of the error (check the status and sense information) and the installation requirements, take appropriate action.

*Problem Determination:* Table I, items 2, 30.

#### **IEA310A INVALID REPLY - RESPECIFY**

*Explanation:* During nucleus initialization, the last reply entered through the console did not contain the information requested by the system.

*System Action:* The system ignored the reply just entered and waits for the reply to be respecified.

*Operator Response:* Probable user error. Enter the reply again, correctly.

#### **IEA311I UNLABELED DASD ON ddd**

*Explanation:* The direct access device mounted on device ddd is not formatted correctly.

*System Action:* The system marks device ddd offline and issues message IEA312I to inform the operator that it has done so.

*Operator Response:* Probable user error. If this message is unexpected for the volume on device ddd, report the message to the system programmer.

*Programmer Response:* Make sure that the volume mounted on device ddd has been properly initialized by either the IBCDASDI program or the IEHDASDR program.

#### **IEA312I ddd OFFLINE**

*Explanation:* The nucleus initialization program (NIP) has placed device ddd offline for the reason indicated in message IEA311I.

*System Action:* The system continues processing without device ddd.

*Operator Response:* None.

*Programmer Response:* Respond as indicated to message IEA311I.

#### **IEA313I DEVICE ddd DISMOUNTED**

*Explanation:* During nucleus initialization, device ddd was demounted in response to message IEA212A.

*System Action:* The nucleus initialization program (NIP) continues processing.

*Operator Response:* Make sure that device ddd is the device that you intended to demount. If ddd is not the correct device, do one of the following:

- Restart the system with the correct device in ready status.
- If the device is not required during system initialization, wait for system initialization to complete and then enter a VARY command to establish the desired volume status.

#### **IEA314I CONFLICTING VOLUME ON ddd**

*Explanation:* The nucleus initialization program (NIP) detected an invalid specification while attempting to mount a volume. ddd identifies the device which contains the correct volume label but which is an unacceptable unit type.

*System Action:* One of the following occurs:

1. If the volume on device ddd is not permanently resident, the system marks ddd not ready and prompts the operator with message IEA315A to mount the proper volume.
2. If the volume on device ddd is permanently resident but the volume to be mounted is for an optional data set, the system prompts the operator with message IEA317A to respecify.

3. If the volume to be mounted is for a required data set and the volume on device ddd is permanently resident, the system enters a wait state with a code of X'39'.

*Operator Response:* In case 1, respond as indicated to message IEA315A. In case 2, respond as indicated to message IEA317A; use the cancel option of IEA317A if processing must continue. In case 3, respond as indicated to wait state code X'39'.

#### **IEA315A M ddd,[NL], dsn**

*Explanation:* The nucleus initialization program (NIP) requires that either an unlabeled tape (for the SYS1.DUMP data set) or the volume containing data set dsn, be mounted on device ddd.

*System Action:* The system waits for a volume to be mounted on device ddd.

*Operator Response:* Mount either the direct access volume containing data set dsn or an unlabeled scratch tape, as directed.

#### **IEA316A D ddd[,ser]**

*Explanation:* The nucleus initialization program (NIP) determined that the volume whose serial number is ser was mounted on device ddd rather than on the device requested. If ddd is a tape unit, the volume may be mounted on the correct device, but the volume is write-protected or contains a standard IBM tape label.

*System Action:* The system issues message IEA315A to inform the operator which volume was expected.

*Operator Response:* Probable user error. Demount volume ser. Make sure that the proper volume is mounted on device ddd and that the volume has been initialized with the proper volume serial number.

#### **IEA317A SPECIFY UNIT FOR dsn ON ser [OR CANCEL]**

*Explanation:* The nucleus initialization program (NIP) needs a data set that does not reside on a previously mounted volume. This message requests the operator to select a device on which to mount the volume containing the data set. If the message text contains 'OR CANCEL', the operator may choose not to mount the volume.

*System Action:* The system waits for the operator to reply.

*Operator Response:* Select an available device of the type required and respond r xx,'ddd', where ddd is the unit address of that device. If the option 'OR CANCEL' is included in the message text, you may respond by signalling EOB; this indicates that the volume is not available and is not to be used for this IPL.

#### **IEA318I UNIT UNACCEPTABLE**

*Explanation:* The nucleus initialization program (NIP) found that the unit specified in the reply to message IEA317A was an unacceptable device type for the data set volume to be mounted, or contained a volume which could not be demounted.

*System Action:* The system rejects the earlier specification and reissues message IEA317A.

*Operator Response:* Probable user error. Respond to message IEA317A with the specification for an alternate unit.

*Programmer Response:* Make sure that the unit specified is the proper device type for the volume to be mounted, does not contain a required system data set, and is, in fact, demountable.

**IEA319I dsn NOT FOUND ON ser**

*Explanation:* The nucleus initialization program (NIP) could not find data set dsn on the volume which has the volume serial number ser. The data set control block is not found in the volume table of contents (VTOC).

*System Action:* If data set dsn is SYS1.LOGREC, SYS1.SVCLIB, SYS1.PARMLIB, or SYS1.LINKLIB, the system is placed in a disabled wait state; otherwise, processing continues.

*Operator Response:* Probable user error. Report this message to the system programmer.

*Programmer Response:* List the table of contents of the volume that is supposed to contain the data set. If the data set is not on the volume, create the data set and have the system restarted.

*Problem Determination:* Table I, items 2, 11, 25, 29.

**IEA320A RESPECIFY PARAMETERS OR CANCEL**

*Explanation:* During nucleus initialization, one of the following contained an invalid parameter:

- The operator's response to message IEA101A.
- The system parameters defined by an active IEASYSxx list in SYS1.PARMLIB.

This message may be preceded by an explanatory message.

*System Action:* The system accepts all parameters specified before the parameter in error. The system waits for the operator to enter the respecification or cancellation.

*Operator Response:* Probable user error. Enter the reply again correctly. Enter a reply specifying only the corrected parameter and the parameters that were not accepted (that is, those parameters following the invalid parameter in the last reply), or cancel further input by signalling EOB. In this case, the parameters accepted by the system remain in effect. Any parameter may be respecified in this response.

*Problem Determination:* Table I, items 2, 29.

**IEA321I INVALID PARAMETER SYNTAX - prm - text**

*Explanation:* Parameter prm is invalid. The reason for the invalid specification is described in text:

text	Meaning
INVALID OPI KEYWORD	The OPI parameter is specified incorrectly in an IEASYSxx member of SYS1.PARMLIB. OPI must be either OPI = YES or OPI = NO.
IMPROPER DELIMITER	The parameter prm is followed by an invalid delimiter. Parameters must be separated by a comma or a blank.
UNBALANCED PARENS	The parameter prm included an unequal number of right or left parentheses.
INVALID CONTINUATION	The parameter prm included continuation across more than two successive lines of text. A parameter may be continued to only one additional line of text.
UNDEFINED KEYWORD	The parameter prm is invalid for IEA101A under OS/VS2.

*System Action:* The system issues message IEA320A, IEA332A, or IEA906A and waits for the operator to reply.

*Operator Response:* Probable user error. Respecify the parameter correctly or report the problem to the system programmer.

*Programmer Response:* Specify the parameter correctly.

*Problem Determination:* Table I, items 2, 11, 29.

**IEA322A INVALID prm PARM - RESPECIFY OR CANCEL**

*Explanation:* One of the system parameters designated by prm in the message text is invalid. For a list of valid system parameters, refer to the *System Initialization and Tuning Guide*, GC28-0681.

*System Action:* The system ignores the parameter in error, and waits for the operator to reply.

*Operator Response:* Probable user error. Respecify the parameter correctly (as described in the *System Initialization and Tuning Guide*, GC28-0681) or signal EOB to cancel the use of the parameter for this IPL.

**IEA323I OPI INVALID IN mem**

*Explanation:* The nucleus initialization program (NIP) found an invalid OPI parameter in the IEASYSxx member of SYS1.PARMLIB identified by mem. The OPI parameter must be specified as either OPI = YES or OPI = NO.

*System Action:* The system terminates the input from member mem, and issues message IEA324I. It then prompts the operator for respecification of the SYSP parameter by issuing message IEA320A.

*Operator Response:* Probable user error. The SYSP parameter must be respecified or cancelled. In either case, parameters interpreted up to the point of the error remain in effect.

*Programmer Response:* Ensure that the SYSP list of system parameters is specified correctly.

**IEA324I SYSP INPUT TERMINATED IN mem**

*Explanation:* The input from IEASYSxx member mem has been terminated because of an error. This message is preceded by another message explaining the error.

*System Action:* The system issues message IEA320A which offers the opportunity to respecify the parameter input which was truncated in member mem. Parameters specified before the error remain in effect.

*Operator Response:* Probable user error. Report this message to the system programmer.

*Programmer Response:* Correct the conditions reported by the preceding message.

*Problem Determination:* Table I, items 2, 11, 29.

**IEA325I IEASYSxx PARAMETER LIST**

*Explanation:* The operator requested a listing of the SYSP list of parameters when responding to message IEA101A. This message is the header for the listing of the IEASYSxx member of SYS1.PARMLIB.

*System Action:* The system lists the parameters and continues processing.

*Operator Response:* None.

**IEA326I LOCATE FAILED FOR dsn**

*Explanation:* The data set dsn could not be found in the system catalog. Valid values for dsn are SYS1.DUMP, SYS1.LINKLIB, SYS1.LPALIB, and SYS1.DSSVM.

*System Action:* If dsn is SYS1.LINKLIB, the system enters the wait state (wait code X'0A'); otherwise, the system provides additional diagnostic information and options by issuing message IEA354I, IEA351I, IEA355A, or IEA208I.

*Operator Response:* Probable user error. Report this message to the system programmer along with any associated messages and wait state codes.

*Programmer Response:* Use the associated messages to determine the action to be taken.

**IEA327I LINK LIBRARY DATA SETS NOT FOUND**

dsn  
dsn  
...

*Explanation:* The nucleus initialization program (NIP) could not find or process the link library data sets identified by dsn because of one of the following:

1. The operator canceled a define-unit request.
2. An I/O error occurred when opening the data set.
3. The system could not find the data set on the volume indicated by the system catalog.
4. The system could not find a catalog entry for the data set.
5. More data sets remained to be processed after 15 active concatenations were created to the LINK library. (15 concatenations is the system limit.)

The first three conditions would have been reported by previous messages; IEA317A, IEA211I, IEA319I, respectively.  
*System Action:* The system lists the data sets that could not be concatenated to SYS1.LINKLIB and processing continues.  
*Operator Response:* Report this message to the system programmer.

*Programmer Response:* Probable user error. Correct the condition that caused the error:

1. No action is required.
2. If the error is permanent, attempt to recreate the data set.
3. Make sure that the data set exists on the volume to which the system catalog points.
4. Catalog the data set.
5. Re-order the data set names so that the 15 data sets that you want concatenated come first in the list, or put the data set names in a separate LNKSTxx list and respond to message IEA101A with the LNK = xx system parameter to specify the list.

*Problem Determination:* Table I, items 11, 25c to list LNKSTxx members, 29.

**IEA328I LNKSTxx INPUT TRUNCATED AT dsn**

*Explanation:* The maximum number of data set names that can be defined in the selected LNKSTxx members has been exceeded. The system will process the first 40 data set names. In selecting those that may be concatenated to SYS1.LINKLIB; the remaining data set names, beginning with dsn, have been ignored.

*System Action:* Processing continues.

*Operator Response:* Report this message to the system programmer.

*Programmer Response:* Probable user error. Make sure that the total number of data set names does not exceed 40 when defining the possible combinations of LNKSTxx members that might be selected during IPL.

*Problem Determination:* Table I, items 11, 25a to list the LNKSTxx members, 29.

**IEA330A CONTINUE prm PARM**

*Explanation:* The operator requested that the parameter specification be continued. This message permits him to continue entering information related to parameter prm.

*System Action:* The system waits for the operator to reply.  
*Operator Response:* Continue entering parameter prm.

**IEA332A SPECIFY prm [OR CANCEL]**

*Explanation:* The nucleus initialization program (NIP) has detected the omission of the function defined by parameter prm in the system definition. If the function is not optional, the cancel option is omitted from the message text.

*System Action:* The system waits for the operator to reply.

*Operator Response:* Reply in the format specified for message IEA101A as requested by the systems programmer. If CANCEL is a reply option, you may signal EOB to bypass the specification of the function prm.

**IEA340I REAL OR VIRTUAL STORAGE NOT AVAILABLE FOR func**

*Explanation:* The nucleus initialization program (NIP) could not obtain storage for the function indicated by func in the message text.

*System Action:* If func is not a necessary system function, the system will continue processing. If, however, func is a necessary system function, the system enters a disabled wait state (X'38').

Functions and system actions are as follows:

func	System Action
PFT	Wait state X'38'
BLDL/BLDLF	Respecification offered by prompt message
MLPA	Message IEA353I issued - prm INPUT TERMINATED
FIX	Message IEA353I issued - prm INPUT TERMINATED
ASM	Wait state X'38'

Note: PFT and ASM are not system parameters.

*Programmer Response:* Probable user error. Make sure that sufficient storage is available for NIP processing.

*Problem Determination:* Table I, items 11, 29.

**IEA344I QUICK START FAILED; COLD START INITIATED**

*Explanation:* The CLPA parameter was not specified, and the paging space did not contain a reusable link pack area. This could be a normal situation, if this is the first IPL after a new SYS1.STGINDEX data set and new paging data sets have been presented to the system. Messages issued previously during the initialization of the paging space, if any, may give additional information pertaining to the LPA.

*System Action:* The system initiates a cold start for the link pack area.

*Operator Response:* None.

**IEA350I mem MODULE LIST**

*Explanation:* This is a header message for the library listing requested by the operator. The modules specified in the SYS1.PARMLIB member mem are printed following this message.

*System Action:* The system prints the list and processing continues.

*Operator Response:* None.

**IEA351I dsn REQUIRED FOR mem**

*Explanation:* The nucleus initialization program (NIP) cannot find the data set dsn. The data set is required for member mem in the SYS1.PARMLIB.

*System Action:* Processing continues.

*Operator Response:* Probable user error. Report the problem to the system programmer and reply in the format specified for message IEA101A as requested by the system programmer, or cancel the job.

*Programmer Response:* Correct the error.

*Problem Determination:* Table I, items 2, 25a, 26c for SYS1.PARMLIB, and 29.

**IEA352I LIST mem FOR prm INVALID text**

*Explanation:* The SYS1.PARMLIB member mem, which was defined for parameter prm, is invalid. text identifies the reason for the invalid specification:

text	Meaning
MODNAME mod	mod identifies the name of the invalid module specified.
INCORRECT LIBNAME FORMAT	The PARMLIB list did not properly define a module source library.
EXCEED MAX BLDL ENTRIES	The PARMLIB list contained too many module names; BLDL has more than X'7FFF' names.
INCORRECT VOLID FIELD	The PARMLIB list contained volid's that were specified in the wrong format, or possibly not specified at all.

*System Action:* The system prompts the operator for parameter respecification or cancelation.

*Operator Response:* Probable user error. Respond to the prompt message and report this message to the system programmer.

*Problem Determination:* Table I, items 2, 11, 25c, 29.

#### IEA353I prn INPUT TERMINATED AT mod

*Explanation:* The definition of the parameter prn failed for lack of storage as indicated by the preceding message. mod identifies the module which was to be loaded when the error was detected. If prn is CLPA, an LPA cold start has failed.

*System Action:* Processing continues. Modules specified before mod are added to the LPA. If prn is CLPA, the system will be placed in a X'3A' wait state.

*Operator Response:* Probable user error. Report this message to the system programmer.

*Programmer Response:* Make sure that there is adequate storage for the prn function being attempted. Respond as indicated for the wait state code if it occurs.

*Problem Determination:* Table I, items 2, 11, 29.

#### IEA354I CLPA FAILED - text

*Explanation:* The system link pack area (LPA) could not be created; text indicates the reason:

text	Meaning
LPALIB UNAVAILABLE	The SYS1.LPALIB data set is not defined in the catalog or the data set could not be opened. The reason for the failure is given in the previous message.
LPALIB EMPTY	The SYS1.LPALIB data set did not contain any load modules.
STORAGE UNAVAILABLE	There is not enough virtual storage to contain all the modules in SYS1.LPALIB. The number of modules in SYS1.LPALIB must be reduced if cold start is to be successful.
I/O ERROR	An I/O error occurred when the nucleus initialization program (NIP) attempted to read a record from the SYS1.LPALIB directory.
PGOUT ERROR	An error occurred during execution of the PGOUT macro instruction in an attempt to page out the LPA area.
PGFIX	An error occurred during the PGFIX/PGFREE macro instruction in an attempt to page fix/free the temporary directory.
NON-EXECUTABLE MODS	Non-executable modules were found on SYS1.LPALIB.

*System Action:* The system follows this message with disabled wait state code X'3A'. If any modules were successfully loaded into the LPA, message IEA353I follows this message.

*Operator Response:* Probable user error. Report this message to the system programmer.

*Problem Determination:* Table I, items 2, 11, 29.

#### IEA355A RESPECIFY prn OR CANCEL

*Explanation:* The nucleus initialization program (NIP) has detected an error in the specification of the prn parameter.

*System Action:* The system waits for the operator to reply.

*Operator Response:* Reply in the format specified for message IEA101A, as requested by the system programmer.

*Programmer Response:* Make sure that the correct format was given to the operator.

#### IEA356I ALIAS aliasname OF MODULE mod IGNORED

*Explanation:* The entry for aliasname in the directory of SYS1.LPALIB specifies that it is the alias of mod, which is not in the directory for SYS1.LPALIB.

*System Action:* This message follows message IEA301I (specifying mod). The entry for aliasname will be ignored during the IPL LPA loading process. The module is not loaded into the link pack area.

*Operator Response:* None.

#### IEA357I ERRORS IN { IEALOD00 } LIST { IEAPAK00 } error-description-system-action

*Explanation:* One or more errors were detected in processing the LPA load list (IEALOD00) or the LPA packing list (IEAPAK00) during IPL. The error descriptions and their meanings are:

- DELIMITER FOLLOWING mod INVALID - The left parenthesis starting a group of module names is missing, or the right parenthesis following a group of module names is missing, or a blank is not preceded by a left parenthesis or a comma. mod is the name of the last valid module found in the list preceding the error. \*\*\*START is substituted for modname if no valid names precede the erroneous delimiter in the list.
- NAME FOLLOWING mod IMPROPER - The name of a module in the list has more than eight characters. mod is The name of the last valid module found in the list preceding the invalid name. \*\*\*START is substituted for modname if no valid names precede the erroneous name.
- mod INVALID - The named module is not specified in the directory of SYS1.LPALIB, is the name of an alias (not a module), or was specified more than once in the LPA packing list.
- I/O ERROR FOLLOWING mod - An I/O error occurred while reading the list. mod is the last valid module name processed preceding the detection of the I/O error.
- mod NOT FOUND IN LPA - Module mod was specified on the IEALOD00 member, but was not found on the active LPA queue and had no LPA directory entry. The module is not loaded.

*System Action:* The system actions and their meanings are:

- MODULE IGNORED - The specified module name is ignored and processing of the list continues.
- GROUP TERMINATED - The list is scanned from the point of the error until the next right parenthesis is found, terminating the group. The modules specified within the group prior to the error are processed as the sole contents of the group. Processing continues at the start of the next group.
- GROUP IGNORED - The list is scanned from the point of the error until the next left parenthesis is found, starting the next valid group. All names scanned over are ignored.
- LIST TERMINATED - For IEALOD00, the modules specified within the list prior to the error were processed as the sole content of the list. The system continues processing as if the end of the list had been reached normally. For IEAPAK00, the group being processed is terminated. The

modules specified within the group prior to the error are processed as the sole contents of the group. This is the last group of modules loaded as a packed unit. The system continues processing as if the end of the LPA packing list had been reached normally.

**Operator Response:** None.

**IEA358I SYS1.LPALIB MODULE mod NON-EXECUTABLE**

**Explanation:** Module mod on SYS1.LPALIB is marked non-executable and cannot be loaded into the system link pack area.

**System Action:** Processing continues in order to detect any additional modules which might be non-executable. Message IEA354I will follow the last message IEA358I.

**Operator Response:** Probable user error. Report this message to the system programmer.

**Programmer Response:** Replace the non-executable modules on SYS1.LPALIB with executable versions.

**Problem Determination:** Table I, item 2.

**IEA363I mod NOT FOUND IN LPA [;CONSOLE ddd UNUSABLE]**

**Explanation:** The nucleus initialization program (NIP) could not find module mod in the link pack area. CONSOLE ddd UNUSABLE appears when module mod provides functions needed for console ddd, and, as a result, ddd may not be used as an active console.

**System Action:** Except when module mod provides console functions or when special NIP processing is being performed, the system indicates which function was made inoperative by issuing message IEA208I, and then it continues processing. If the system cannot continue without module mod, the system enters the wait state code X'3B'.

**Operator Response:** Probable user error. Report the problem to the system programmer.

**Programmer Response:** Make sure that the missing routine is included in the LPA. The module must be added to SYS1.LPALIB if a cold start is used. The module must be defined in the SYS1.PARMLIB list referenced by the MLPA or FIX option if either of these options is used.

**Problem Determination:** Table I, items 2, 11, 29.

**IEA604A D ddd,ser**

**Explanation:** The operator replaced a required direct access volume without having received a mount request. In the message text, D indicates that the volume whose serial number is ser is to be demounted from the device whose unit address is ddd, in hexadecimal.

**Operator Response:** Demount the volume. Then respond as indicated for message IEA605A, which follows this message.

**IEA605A M ddd,ser,,[jjj]**

**Explanation:** M indicates that the volume whose serial number is ser is to be mounted on the device whose unit address in hexadecimal is ddd.

Message IEA604A or IEA606I precedes this message, indicating the reason for the mount request. In the message text, jjj is the name of the job in control during which intervention is required. If the job name cannot be determined, this field is left blank.

**Operator Response:** If the volume requested is not available, cancel the job. Otherwise, mount the indicated volume. (If message IEA606I precedes this message, the volume indicated in that message must first be demounted from the device.)

**IEA606I ddd,BAD VOLUME LABEL,cm,stat,senbbbbbb,, ser,[jjj]**

**Explanation:** A permanent input/output error occurred while trying to read the volume serial number of the indicated volume.

In the message text, in hexadecimal, the fields are: ddd

Unit address of the device.

cm

Operation code of the channel command word (CCW) during whose execution the error occurred. If the channel command word cannot be found, this field appears as \*\*.

stat

Status portion of the channel status word (CSW).

sen

First 2 sense bytes for the error condition.

bbbbbb

Next 3 sense bytes for the error condition. This field appears only for devices that give more than 2 bytes of sense information.

ser

Serial number of the volume on which intervention is required.

jjj

The name of the job in control when intervention is required. If the jobname cannot be determined, this field is left blank.

**Operator Response:** Respond as indicated for message IEA605A, which follows this message.

**IEA700I cde[-rc] { jjj } sss ff [ddddddd] { aaa }**

**Explanation:** The control program detected an error during the execution of a GETMAIN or FREEMAIN macro instruction. The job step was abnormally terminated with a system completion code of cde. This message provides additional information on the error.

In the message text, the fields are:

cde

System completion code.

rc

Reason code. Included only when there are multiple reasons for issuing the message.

jjj

job name

sss

step name

ff

Flag byte. A '00' indicates that the GETMAIN or FREEMAIN macro instruction was entered via an SVC instruction. An '80' indicates that GETMAIN or FREEMAIN was entered via a branch and that job jjj has been replaced by branch address aaa.

aaa

Return address of the calling routine from register 14 if the entry to GETMAIN or FREEMAIN was not via an SVC instruction.

ddddddd

Variable data in hexadecimal. Data is 1 to 3 complete words in length.

The length and meaning of the hexadecimal data ddddddd is dependent on system completion code cde and reason code rc given in the message text. The meanings of the applicable reason codes are as follows:

**cde rc Meaning**

**305 1** Specified virtual storage area was not in named subpool.  
**305 2** Specified subpool could not be found.  
**30A 1** Specified virtual storage area was not in named subpool.  
**30A 2** Specified subpool could not be found.  
**30A 4** Zero length was not specified for subpool FREEMAIN.  
**378 1** Specified virtual storage area was not in named subpool.

**378 2** Specified subpool could not be found.  
**378 4** Zero length was not specified for subpool FREEMAIN.  
**40A** Subpool FREEMAIN for SQA, CSA, subpools 254 or 255, or invalid subpool; or problem program freeing subpool 0.





478 Subpool FREEMAIN for SQA, CSA, subpools 254 or 255, or invalid subpool, or problem program freeing subpool 0.

504 Length and address lists overlap.

505 Length and address lists overlap.

604 1 Parameter list for the GETMAIN macro instruction contained an invalid address, or the address of the parameter list was invalid.

605 1 Parameter list for the FREEMAIN macro instruction contained an invalid address, or the address of the parameter list is invalid.

804 1 Requested amount of virtual storage was not available.

804 2 A negative length was specified.

80A 1 Requested amount of virtual storage was not available.

878 1 Requested amount of virtual storage was not available.

878 2 A negative length was specified.

905 Address not multiple of 8.

90A Address not multiple of 8.

978 Address not multiple of 8.

A05 1 The area being freed overlaps an area that is already free.

A05 2 Part of the area being freed is still fixed in real storage.

A0A 1 The area being freed overlaps an area that is already free.

A0A 2 Part of the area being freed is still fixed in real storage.

A78 1 The area being freed overlaps an area that is already free.

A78 2 Part of the area being freed is still fixed in real storage.

B04 Problem program requests subpool 128 to 255 or authorized program requests invalid subpool.

B05 Problem program requests subpool 128 to 255 or authorized program requests invalid subpool.

B0A Problem program requests subpool 128 to 255 or authorized program requests invalid subpool.

B78 Problem program requests subpool 128 to 255 or authorized program requests invalid subpool.

D05 No AQE when there should be one (LSQA not owned by requesting task).

D0A No AQE when there should be one (LSQA not owned by requesting task).

D78 No AQE when there should be one (LSQA not owned by requesting task).

The meaning of the variable data is:

cde	rc	word 1	word 2	word 3
305	1	x2	x5	x6
305	2	x2	x5	x6
30A	1	x2	x5	x6
30A	2	x2	x5	x6
30A	4	x2	x5	x6
40A		x2	x5	
378	1	x2	x5	x6
378	2	x2	x5	x6
378	4	x2	x5	x6
40A		x2	x5	
478		x2	x5	
504		x1		
505		x1		
604	1	x1		
605	1	x1		
804	1	x2	x3	
804	2	x2	x4	
80A	1	x2	x3	
878	1	x2	x3	
878	2	x2	x4	
905		x2	x5	x6

90A	x2	x5		
978	x2	x5		
A05	1	x2	x5	x7
A05	2	x2	x5	x6
A0A	1	x2	x5	x7
A0A	2	x2	x5	x6
A78	1	x2	x5	x7
A78	1	x2	x5	x6
B04	x2			
B05	x2	x5		
B0A	x2			
B78	x2			
D05	x2	x5	x6	
D0A	x2	x5	x6	
D78	x2	x5	x6	

where:

- x1- Address of the GETMAIN or FREEMAIN parameter list. The first word of the parameter list is the address of the length list specified in the LA operand; the second word is the address of the address list specified in the A operand.
- x2- The first byte is the number of the subpool for which the request was made; the last three bytes are the number of bytes requested.
- x3- Number of bytes in the largest available block of virtual storage in your region.
- x4- Full length as specified.
- x5- Beginning address of the virtual storage area to be freed.
- x6- Address of the task control block (TCB) for the abnormally terminating task.
- x7- Number of bytes of overlap into free area.

*Programmer Response:* Refer to the explanation of completion code cde in the VS2 System Codes publication GC38-1008 for the complete response to this message.

IEA7031 cde[-rc] jjj sss MODULE ACCESSED mod

*Explanation:* During execution of a LINK, LOAD, ATTACH, or XCTL macro instruction, the control program encountered an error while loading module mod. The system completion code is cde. This message provides additional information on the error.

In the message text, the fields are:

cde  
system completion code

rc  
reason code. Included only when there are multiple reasons for issuing the message.

jjj  
job name

sss  
step name

mod  
the name of the module being accessed at the time of the error.

This message is issued for the following completion codes:

cde	rc	Explanation of reason Code
106	B	FETCH's FRR unexpectedly received control
106	C	Not enough core for FETCH to do GETMAIN
106	D	Invalid record type in load module
106	E	Invalid address in load module
106	F	Uncorrectable input/output error
306	4	Program not found in indicated authorized library
306	8	Uncorrectable I/O error
306	C	Authorized user requested a module which could not be found on an authorized library, but a module with the same name was found on an unauthorized library.

406 LINK, ATTACH, or XCR TO LOAD ONLY MODULE  
 706 Load module marked by linkage editor as 'not executable'  
 806 4 Specified entry point not found  
 806 8 Uncorrectable input/output error  
 806 C SVC routine not in LPA  
 906 Maximum use count exceeded  
 A06 Serial reusable load module already queued for prior request

*Programmer Response:* Refer to the explanation of completion code cde in the *OS/VS Message Library: VS2 System Codes, GC38-1008* for the complete response to this message.

**IEA800A cde COMMUNICATION TASK ABEND, [NO] DUMP TAKEN**

*Explanation:* This message informs the system operator that Commtask has abnormally terminated and a dump was or was not taken. cde is the ABEND completion code.

*System Action:* This message is also recorded on the SYS1.LOGREC data set to aid in problem determination.

*Operator Response:* None.

**IEA8011 { UNIDENTIFIED TASK } { JS } FAILED WHILE IN  
 { jji sss } { ST }  
 { MUST COMPLETE STATUS }**

*Explanation:* Either the job step task (JS) or a subtask (ST) associated with the job name (jji) and the step name (sss) failed while operating in step must complete status. If the job name or step name is unavailable, UNIDENTIFIED TASK replaces jji sss.

*System Action:* Exclusive systems enqueued resources follow this message. The 'must complete' status is reset.

*Operator Response:* Notify the system programmer that a 'must complete' task has failed.

*Problem Determination:* Table I, items 2, 5a, 15, 16, 29.

**IEA8031 { JS } FAILED WHILE IN 'STEP MUST COMPLETE'  
 { ST } STATUS DUE TO { Ucde }  
 { Scde }**

*Explanation:* Either the job step task (JS) or a subtask (ST) failed while operating in 'step must complete' status. The error that caused the failure is represented by the system (Scde) or the user (Ucde) completion code.

*System Action:* The operator is notified of this, along with exclusive systems resources held. The 'must complete' status is reset.

*Programmer Response:* Locate the task that failed while operating in 'step must complete' status to determine the cause of the failure. Correct the error and run the job again.

*Problem Determination:* Table I, items 5a, 15, 16, 29.

**IEA806I jji.sss HAS BEEN TERMINATED DUE TO AN UNCORRECTABLE I/O ERROR ON THE PAGE DATA SET**

*Explanation:* A task has been terminated due to an I/O error (system completion code X'28'). In the message text, jji indicates the job name, and sss, the step name.

*Operator Response:* None. Repeated occurrences of this message indicate that the page data set should be reallocated and formatted at the next IPL.

*Problem Determination:* Table I, items 1, 2, 5a, 13, 16, 29.

**IEA807I 206-rc jji sss ff dddddddd [ddddddd]**

*Explanation:* The control program detected an error during the execution of a LINK, LOAD, DELETE or XCTL macro instruction.

The job step was abnormally terminated with a system completion code of 206. This message provides additional information on the error.

In the message text, the fields are:

rc  
 reason code

jjj  
 job name

sss  
 step name

ff  
 always 0

ddddddd  
 address of LINK or XCTL parameter list in hexadecimal. Always 0 for LOAD or DELETE macro instructions.

[ddddddd]  
 variable data in hexadecimal. Data is 1 to 2 complete words in length.

The meaning of hexadecimal data [ddddddd] is dependent on the reason code rc given in the message. The meanings of the applicable reason codes are:

rc Meaning

- 1 LINK or XCTL parameter list address invalid.
- 2 LINK, LOAD, XCTL, or DELETE address of EP/DE invalid.
- 3 LINK, LOAD, XCTL - DE supplied in parameter list too small to describe the requested module, or DE supplied in parameter list contained an invalid c-byte (user data field length.)

The meanings of the variable length data are:

r Word 1 Word 2

- 1
- 2 X1
- 3 X1 X2

where:

X1 is the address of EP/DE

X2 is the expected length of DE or the invalid length (because of invalid c-byte)

*Programmer Response:* See the programmer response for system completion code 206.

**IEA808I GTF TERMINATED DURING TRACE FORMATTING**

*Explanation:* GTF encountered a severe error which caused immediate termination while the system dump routine (ABDUMP) was formatting the trace buffers in the GTF region.

*System Action:* Trace formatting is terminated and ABDUMP continues its dump processing. The formatted trace output is incomplete as it does not include the most current trace entries.

*Operator Response:* Notify the system programmer and proceed according to the response documented for the error message or termination code that occurred upon termination of GTF.

**IEA809I ERROR IN BUFFER REMAINDER OF BUFFER IGNORED**

*Explanation:* An invalid length field in the GTF trace buffers was discovered.

*System Action:* Remainder of buffer is not formatted.

*Programmer Response:* None.

*Problem Determination:* Table I, items 4, 7a, 13, 29.

**IEA810E UNCORRECTABLE I/O ERROR ON LPA PAGE; CREATE LPA ON NEXT IPL**

*Explanation:* An uncorrectable I/O error occurred while attempting to page in a warm start copy of a LPA page. Since the external storage for this LPA page cannot be read, the problem will recur on the next IPL unless a new LPA is

created.

**System Action:** The task for which paging of the LPA page was being done will be abnormally terminated.

**Operator Response:** On the next IPL, create a new LPA via the CLPA parameter when specification of system parameters is requested.

**IEA850I FOLLOWING WILL BE PROCESSED  
ser ON devtyp ccc-ccc**

**Explanation:** This message lists all volume attribute list entries that were encountered before the I/O error referred to in message IEA949A.

ser ON devtyp ccc-ccc is written for each volume. ser is the serial number of the volume, devtyp is the device type, and ccc-ccc specifies the characteristics requested for the volume:

P/R-PUB Permanently resident, public

P/R-PRV Permanently resident, private

P/R-STR Permanently resident, storage

RSV-PUB Reserved, public

RSV-PRV Reserved, private

RSV-STR Reserved, storage

**System Action:** Processing continues. Attributes will be set as indicated unless overridden by subsequent entries.

**Operator Response:** None.

**IEA851I FOLLOWING MAY BE MOUNTED  
ser ON devtyp**

**IEA851A REPLY DEVICE ADDRESSES OR U**

**Explanation:** All volumes described in VATLSTxx, permanently resident and reserved volume attribute list in SYS1.PARMLIB, were not mounted at system start.

ser ON devtyp is written once for each unmounted volume. ser is the serial number of a volume to be mounted and devtyp is the type of device, such as 2314 or 3330, that the volume is to be mounted on. devtyp does not specify any special features, such as track overflow, that may be required; it is the user's responsibility to select the device that has any required special features.

**System Action:** The system waits for the operator to reply.

**Operator Response:** If any of the listed volumes are to be mounted, enter REPLY xx,'ddd,ddd,ddd,...' where each ddd is a device address. Any valid direct access devices can be used, including those that already have volumes mounted on them. Mount the required volumes on the devices replied, after message IEA860A appears.

If no volumes are to be mounted, enter REPLY xx,'U'.

**IEA852I ddd ADDRESS INVALID - n  
IEA852A REPEAT REPLY.**

**Explanation:** The reply to message IEA851A is invalid. Message IEA852I is issued for each invalid device in the reply and it is followed by message IEA852A. ddd identifies the device in error and n identifies the cause of the error as follows:

n Meaning

1 Duplicate device address.

2 Device address is unknown to the system.

3 Device contains a permanently resident or reserved volume.

4 Device is not direct access.

5 Device type is not needed to satisfy mount of the requested volumes.

6 Program to check for data path to the offline device was not in the system.

7 No data path available to the device.

8 No operational data path to the device.

9 Device is for an exposure within a multiple exposure device, but is not the base exposure.

10 Device address for a non-demountable device that was online at IPL.

11 Device address is for a 3850 Mass Storage System (MSS) device.

**System Action:** The system waits for the operator to reply.

**Operator Response:** Probable user error. Enter the reply again correctly or enter REPLY xx,'U'.

**Problem Determination:** Table I, items 2, 7a, 29. Make sure that the device is defined to the system correctly.

**IEA853A REPLY CONT, END OR RESPECIFY.**

**Explanation:** While reading VATLSTxx, referred to in message IEA949A, the system detected an uncorrectable input/output error.

**System Action:** The system waits for the operator to reply.

**Operator Response:** If the system can continue without VATLSTxx, enter REPLY xx,'CONT' or REPLY xx,'END' or REPLY xx,'nn', where nn is a new VATLST number. If the reply is CONT, the system will try to continue processing other specified VATLST members. If the reply is END, no more VATLST processing will be done. If the reply is nn, VATLSTnn will be processed before processing the remaining VATLST members.

**Problem Determination:** Table I, items 2, 7a, 11, 29.

**IEA854I ERROR READING VOLUME LABEL.**

**Explanation:** The system cannot read the volume label on the device whose address is specified in subsequent message (either IEA985I or IEA948I). If message IEA306I precedes this message, an input/output error occurred when reading the label. Otherwise the volume does not contain a standard label or, in the case of Mass Storage System (MSS) volume, the volume serial number on the label does not match the volume serial number requested from the 3850 MSS. The later case can occur when an MSS volume label has been clipped to a different serial number.

**System Action:** On an MSS volume, the VATLSTxx entry is ignored; processing continues with the remaining VATLSTxx entries. For non-MSS volumes the system waits for the correct volume to be physically mounted, as long as all device addresses specified in reply to IEA851A have not yet had volumes mounted on them. If they have, the system does not wait; a mount request for the desired volume must be issued later.

**Operator Response:** For MSS volumes, no response is necessary. For non-MSS volumes, if the wrong volume is mounted, remove it and mount the correct volume. If no volume can be mounted (for example, there is an error on that device), and the device is listed in IEA860A, reply 'NO' to message IEA893A when all other required devices have been mounted (that is, when the required devices are not listed on IEA893A).

**Problem Determination:** Table I, items 2, 7a, 11, 29.

**IEA855I INVALID VATLSTxx ENTRY**

**Explanation:** There is an invalid entry in VATLSTxx (permanently resident and reserved volume attribute list).

**System Action:** Processing continues with the remaining VATLSTxx entries.

**Programmer Response:** Using IEBPTPCH, print the VATLSTxx member from SYS1.PARMLIB. Correct the invalid entry by use of the IEBUPDTE utility.

**IEA856W ACR RECURSIVELY INVOKED BY CPU x**

**Explanation:** An attempt was made to invoke ACR while another ACR process was still active in the system. In the message text x is the CPU address.

**System Action:** An attempt is made to record the LOGREC buffer on SYS1.LOGREC for the indicated CPU, and all CPUs are placed in a wait state.

**Operator Response:** A probable hardware error exists on more than one CPU. Take a stand alone dump, then the system should be restarted and IFCEREPO should be scheduled for execution.

**Problem Determination:** Table I, items 11, 18, 30.

**IEA857W UNREC {H} ACR ERR-x-R = nn D = dd**  
**{S}**

*Explanation:* An unrecoverable error was encountered during ACR processing. ACR has attempted recovery and was unsuccessful. Recovery was being attempted by R for D. In the message text, the fields are as follows:

x - CPU address.

ERR -

S - software error encountered  
H - hardware error encountered  
R - recovery CPU  
D - dead CPU

x - code as follows:

1 - The failure occurred prior to entering post processing.  
2 - The failure occurred during ACR post processing.

*System Action:* An attempt is made to record the LOGREC buffer for the dead CPU in SYS1.LOGREC. All CPUs are placed in a wait state.

*Operator Response:* If H is indicated, a probable hardware error exists. If S is indicated, a probable software error exists. Take a stand-alone dump, then restart the system and schedule IFCEREPO for execution.

*Problem Determination:* If H is indicated, see Table I, items 11, 18, 30. If S is indicated, see Table I, items 11, 18, 29 or 30.

**IEA858I ACR COMPLETE, CPU x NOW OFFLINE**

*Explanation:* ACR was invoked and has successfully placed a failing CPU logically offline. In the message text x is the CPU address.

*System Action:* Processing continues. This message is written as a system action message to keep the message text from rolling off a graphic console screen. This message must be manually deleted by the operator using control (K) command.

*Operator Response:* Delete the message from console and schedule the IFCEREPO program for execution.

*Problem Determination:* Table I, items 18, 30.

**IEA859I UNREQUESTED VOLUME. UNIT ddd NOW UNLOADED.**

*Explanation:* A volume was mounted on a unit specified by the operator in response to message IEA851A for which no entry exists in VATLSTxx.

*System Action:* The volume is unloaded.

*Operator Response:* Mount a volume requested in message IEA851A on this unit. Reply 'U' to message IEA893A when the device is ready. If no volume can be mounted on this unit, reply 'NO' to message IEA893A when all other required devices have been mounted, that is, when the required devices are not listed in message IEA893A.

*Problem Determination:* Table I, items 2, 7a, 11, 29. Display the label on the volume.

ddd,ddd,...

**IEA860A REPLY U WHEN ALL DEVICES ARE READY.**

*Explanation:* Volume attribute processing is waiting for the volumes to be mounted on these devices.

*System Action:* The system waits for the operator to reply.

*Operator Response:* Mount volumes, as listed in message IEA851I, on these devices. When the devices are ready, reply 'U' to this message.

**IEA861A VAL = nn NOT FOUND. REPLY U OR CORRECT VALUE**

*Explanation:* No volume attribute list (VATLST) with the suffix nn exists in SYS1.PARMLIB.

*System Action:* The system waits for the operator to reply.

*Operator Response:* If an error was made in the reply to message IEA101A, enter REPLY xx,'nn' where nn is a correct value. Enter REPLY xx,'U' to ignore this volume attribute list and continue processing any other specified lists.

*Problem Determination:* Table I, items 2, 7a, 11, 29. Use IEBTPCH to list the members of SYS1.PARMLIB.

**IEA862I RCT INITIALIZATION FAILED**

*Explanation:* The region control task was unable to initialize an address space for a START, MOUNT, or LOGON request.

*System Action:* This address space is terminated due to an error during initialization of the address space by the region control task.

*Programmer Response:* None.

*Problem Determination:* Table I, items 7, 16, 18, 27, 29.

**IEA863I {TOD} SPECIFICATION IN COMMNDxx**  
**{COM}**

*Explanation:* A TOD or COM parameter in the identified SYS1.PARMLIB member was syntactically incorrect.

*System Action:* The parameter is ignored. Processing of the COMMNDxx member continues.

*Operator Response:* Probable user error. Take appropriate action as specified by the installation operating procedure and report this message to the system programmer.

*Programmer Response:* List, check, and correct the syntax of the parameters in the specified COMMNDxx member. Make sure that the installation operating procedure tells the operator what to do if invalid parameters are found in any COMMNDxx members.

*Problem Determination:* Table I, items 2, 26c, 29.

**IEA864I GETMAIN FAILED FOR COMMNDxx - (cm)**

*Explanation:* A conditional GETMAIN for SQA core for the specified command (cm) failed due to insufficient SQA space. This command was one of the 'canned' commands implemented by the system programmer.

*System Action:* Processing of the COMMNDxx members is discontinued. No 'canned' commands will be issued. Message IEA208I func FUNCTION INOPERATIVE will follow this message.

*Operator Response:* Take the appropriate action as specified by the installation operating procedure.

*Programmer Response:* Make sure that sufficient storage is available for NIP processing. List the COMMNDxx members being used for the current IPL.

*Problem Determination:* Table I, items 11, 26, 29.

**IEA865I SYSTEM ERROR DURING NIP PROCESSING OF prm PARAMETER - IPL TERMINATED**

*Explanation:* A system error was detected while processing the parameter indicated by prm in the message text. The error was detected while attempting to prompt for the parameter specified in the message and could mean that processing modules have been overlaid or some necessary data destroyed.

*System Action:* The system will enter a disabled wait state with a wait state code of 03D displayed in the wait state PSW.

*Operator Response:* Dump real storage and notify the system programmer of this message. Then re-IPL the system.

*Problem Determination:* Table I, items 2, 11, 16, 29.

**IEA866I VOLUME ser ON [V]xxx REQUIRED ON A**  
**{devtyp}**  
**{Vyyy}**

*Explanation:* Volume ser is mounted on unit xxx, but the VATLST entry for this volume specified device type 'devtyp' or

3850 Mass Storage System (MSS) unit 'yyy'. If V is specified, unit xxx is a MSS unit.

**System Action:** If ser is not a premounted, P/R volume, it will be unloaded. If volume ser is a premounted, P/R volume, message IEA947A will be issued.

**Operator Response:** If the volume is unloaded, the correct volume may be mounted on the device type specified in the message.

**IEA867I    DUPLICATE VOLUME ser. UNIT ddd NOW UNLOADED.**

**Explanation:** Volume serial number ser duplicates the serial number of a volume already mounted.

**System Action:** The volume on device ddd has been unloaded.

**Operator Response:** Mount a different volume on the unit if ddd is listed in message IEA860A, or if all units listed in message IEA860A have not come ready. If the unit was replied in response to message IEA851A, the volume must have a serial number listed in message IEA851A.

**IEA868I    PARMTZ MEMBER IN PARMLIB INVALID. SYSGEN VALUE BEING USED**

**Explanation:** The time zone value specified in the PARTMZ PARMLIB member is unacceptable for one of the following reasons:

- The value is not between 00.00.00 and 12.00.00.
- The value is not in the proper syntax format. That format is: {E}{,hh[.mm[.ss]]} where E and W indicate whether the time zone is East or West of the GMT zone.

**System Action:** The time zone constant specified in the PARMTZ PARMLIB member is not used. The system will use the time zone value specified at system generation time.

**Operator Response:** Probable user error. Take the appropriate action as specified by the installation operating procedure and report this message to the system programmer.

**Programmer Response:** Make sure that the time zone value specified in the PARMTZ PARMLIB member is between 00.00.00 and 12.00.00 and it is in the proper syntax.

**IEA869I    DSS INOPERATIVE,                    {LOCATE}  
             FAILED FOR SYS1.DSSVM                {OPEN }**

**Explanation:** An attempt was made to 1) locate the SYS1.DSSVM data set in the system catalog, or 2) open the SYS1.DSSVM dataset. When the attempt failed, DSS was made inoperative and control returned to NIP.

**System Action:** Processing continues.

**Programmer Response:** Make sure that the data set has been allocated and cataloged properly.

**Problem Determination:** Table I, items 2, 17b, 25a, 29.

**IEA870I    DSS INOPERATIVE, ALIAS IQAINI00 NOT FOUND IN LPA**

**Explanation:** The DSS RIM (IEAVNPB6) was unable to find a CDE or LPDE in the link pack area (LPA) for the entry point IQAINI00 (in load module IQAENV00). DSS was made inoperative and control returned to NIP.

**System Action:** Processing continues.

**Programmer Response:** Make sure that module IQAENV00 with alias IQAINI00 is link-edited correctly into SYS1.LPALIB.

**Problem Determination:** Table I, items 2, 17b, 25c, 27, 29.

**IEA871I    {SYS1.NUCLEUS} I/O ERROR DURING DSS RIM  
             {SYS1.DSSVM } PROCESSING**

**Explanation:** IOS was unable to read from or write to the indicated data set because of an I/O error.

**System Action:** Processing continues.

**Operator Response:** Record the device address on which the error occurred.

**IEA872I    INVALID IPS IN IEAIPSxx**

**Explanation:** The system resources manager initialization

program has found invalid IPS data in the IEAIPSxx list.

**System Action:** All IPS data in this list is ignored. The operator will be prompted to respecify the IPS system parameter.

**Operator Response:** Probable user error. Take the appropriate action as specified by the installation operating procedure. IPL/NIP can continue if the operator specified another valid IEAIPSxx list or enters EOB in response to the prompting message following this message. Report this message to the system programmer.

**Programmer Response:** Probable user error. List, check and correct the syntax of the IPS parameters in the specified list. The SET command may be issued to obtain more error information about the IPS. Ensure that the installation operating procedure tells the operator what to do if the specified list is rejected during IPL/NIP.

**Problem Determination:** Table I, items 2, 26c, 29.

**IEA873I    SKELETON IPS IN CONTROL - ALL USERS AT SAME LEVEL**

**Explanation:** This message indicates that the skeleton IPS has been used by the system.

**System Action:** The system continues processing with a skeleton IPS. The valid performance group numbers are 1 and 2. There will be no distinction in the performance given to users among various performance groups.

**Operator Response:** The operator may subsequently use the SET command to specify a valid IPS to supersede the skeleton IPS. Report this message to the system programmer.

**Programmer Response:** Ensure that the installation operating procedure tells the operator what to do if the skeleton IPS has been used. Create a valid IEAIPSxx member using a utility program such as the IEBUPDTE program.

**Problem Determination:** Table I, items 2, 29.

**IEA874I    INVALID prm SPECIFICATION IN IEAOPTxx**

**Explanation:** The system resources manager initialization program has found an invalid specification of a prm parameter in the IEAOPTxx member of SYS1.PARMLIB. prm is the keyword identification for a category of system resources manager tuning parameters.

**System Action:** All the parameters for the prm category of the IEAOPTxx list will be ignored. System resources manager initialization will supply default values for these parameters and will continue processing.

**Operator Response:** Probable user error. Take the appropriate action as specified by the installation operating procedure. Let the system continue with the default tuning parameters or re-IPL the system with a valid IEAOPTxx list. Report this message to the system programmer.

**Programmer Response:** Probable user error. List, check and correct the syntax of the parameters in the specified IEAOPTxx list. Ensure that the installation operating procedure tells the operator what to do if invalid parameters are found in the IEAOPTxx list during IPL/NIP.

**Problem Determination:** Table I, items 2, 26c, 29.

**IEA875I    SYS1.DUMPxx FULL**

**Explanation:** The first record in the SYS1.DUMP data set, SYS1.DUMPxx, is not an end-of-data record. The data set may contain an SVC Dump.

**System Action:** The data set is unavailable for use by SVC Dump.

**Operator Response:** None. This message is generated as part of the response for a LIST request on the DUMP option in the reply to message IEA101A.

**IEA876I    SYS1.DUMPxx EMPTY**

**Explanation:** The first record in the SYS1.DUMP DASD data set, SYS1.DUMPxx, is an end-of-data record.

**System Action:** The data set is available for use by SVC Dump.

**Operator Response:** None. This message is generated as part of the response for a LIST request on the DUMP option in the reply to message IEA101A.

**IEA877A SPECIFY FULL DASD SYS1.DUMP DATASETS TO BE EMPTIED, TAPE UNITS TO BE USED AS SYS1.DUMP DATASETS OR 'GO'**

**Explanation:** The operator has specified a LIST request on the DUMP option in the reply to message IEA101A. This message is issued after the operator has been informed of the status (empty or full) of each DASD SYS1.DUMP data set.

**System Action:** The system waits for the operator to reply.

**Operator Response:** Reply with the last two digits of the names of those full DASD SYS1.DUMP data sets which are to be reused (data that exists in the data set is lost) and/or tape units to be used as SYS1.DUMP data sets, or 'GO'. If DASD data set names and/or tape units are given in the reply, they will be made available to SVC Dump. If the operator replies with 'GO', the current status of the SYS1.DUMP data sets will remain unchanged.

Examples of operator replies are as follows:

- R xx,'DA = (yy{,yy,...})'

Note: yy is the last two digits of the name SYS1.DUMPxx that have been indicated by message IEA876I. To empty more than one DASD SYS1.DUMP data set, specify the last two digits of each SYS1.DUMPxx data set name, separated by commas.

- R xx,'(TA,ddd,ddd)'

Note: ddd and ddd are tape device addresses to be used by SVC Dump. The devices specified cannot be devices that have already been made available to SVC Dump.

- R xx,'DA = (yy),(TA,ddd)'
- R xx,'GO'

**IEA878I NO DASD SYS1.DUMP DATASETS AVAILABLE**

**Explanation:** The operator requested the DASD function of the DUMP option in the reply to message IEA101A, but there are no DASD SYS1.DUMP data sets available.

**System Action:** There are no DASD SYS1.DUMP data sets available for use by SVC Dump.

**Operator Response:** None.

**IEA879A DEVICE AT ddd UNACCEPTABLE FOR A SYS1.DUMP DATA SET - RESPECIFY**

**Explanation:** For the DUMP option of the reply to message IEA101A, or in response to message IEA877A, or a previous issuance of this message, the operator specified (TA,ddd) where ddd is an unacceptable unit address for a SYS1.DUMP tape data set:

- The unit control block (UCB) for ddd cannot be found.
- Device ddd is not a 2400 series tape device.
- Device ddd is not available, not operational, or nonexistent.
- An uncorrectable error has occurred.
- The device specified in response to a previous issuance of this message has been previously specified, and is not the device that originally encountered the error.
- If ddd is blank, a syntax error occurred in a previous response to this message.

**System Action:** The system waits for the operator to reply.

**Operator Response:** Probable user error. Verify that the device is operational and is specified correctly. Then enter (TA,ddd) again. If the second attempt also fails, specify another tape device or press EOB to skip, and notify the system programmer.

**IEA880I SYS1.DUMPxx UNACCEPTABLE FOR A SYS1.DUMP DATASET**

**Explanation:** This message indicates that the DASD data set is unusable by SVC Dump:

- The data set is on an unsupported device.
- An uncorrectable error has occurred.

**System Action:** The data set will not be made available for SVC Dump. Processing continues.

**Operator Response:** None.

**IEA881I TOO MANY SYS1.DUMP DATASETS**

**Explanation:** More than 10 data sets have been specified for SYS1.DUMP data sets.

**System Action:** The first 10 data sets encountered will be used as SYS1.DUMP data sets. The others will be ignored.

**Operator Response:** None.

**IEA882A REPLY FOR LIST REQUEST OF DUMP OPTION INVALID - RESPECIFY**

**Explanation:** An invalid reply was generated to message IEA877A:

- A full DASD SYS1.DUMP data set was incorrectly specified.
- A tape unit to be added to the SYS1.DUMP data sets was incorrectly specified.

**System Action:** The system waits for the operator to reply.

**Operator Response:** Probable user error. Respecify the reply to message IEA877A.

**IEA883I MODULE IEAVTSDR NOT FOUND**

**Explanation:** The SVC Dump resource manager, IEAVTSDR, could not be found in the link pack area (LPA).

**System Action:** Processing continues.

**Operator Response:** Notify the system programmer of this message.

**IEA884I PARAMETERS INVALID FOR SYS1.PARMLIB MEMBER mem**

**Explanation:** When mem is IEAABD00 or IEADMP00, the installation default options for SYSABEND or SYSUDUMP dumps, respectively, are invalid.

**System Action:** If this message is followed by message IEA885I, there are valid and invalid parameters in mem. The valid options will be used for mem. Otherwise, all options were invalid and no default dump options will be recognized.

**Operator Response:** Report this message to the system programmer or installation manager. The message indicates that the member mem should be corrected in SYS1.PARMLIB.

**IEA885I VALID OPTIONS FOR SYS1.PARMLIB MEMBER mem**  
SDATA = op,op,...,op  
PDATA = op,op,...,op

**Explanation:** Valid and invalid dump options were defined in SYS1.PARMLIB for member mem. The SDATA and/or PDATA options listed will be used as installation defaults.

**System Action:** Valid dump options will be recognized.

**Operator Response:** Report this message to the system programmer or installation manager.

**IEA886A TOD CLOCK(S) MUST BE SET**

**Explanation:** No time-of-day clock is in the set state.

**System Action:** The system waits for the operator to reply.

**Operator Response:** Enter REPLY xx,'prm' where prm may be as follows:

DATE = yy.ddd[,CLOCK = hh.mm.ss][,GMT][,IPS = nn]  
yy - is the year 00-99.

ddd - is the day 001-366.  
hh - is the hour 00-23.  
mm - is the minute 00-59.  
ss - is the second 00-59.  
nn - is a 2-character value which when appended to IEAIPS specifies a member name.

The bracketed parameters are optional. If GMT is specified, the entered DATE and CLOCK values are understood to be Greenwich Mean values. If GMT is omitted, they are understood to be local values, and will be converted by the system to a GMT value with which to set the clocks.

**IEA887A CPU xx LOCAL DATE = yy.ddd,CLOCK = hh.mm.ss**  
**IEA887A TOD CLOCK(S) MUST BE SET WITH GMT, OR SELECT ADDRESS**

*Explanation:* There are at least 2 set time-of-day clocks in the system which are not in synchronism.

The local date and clock values for each set clock are displayed. In the message text, yy specifies the year (00-99), ddd specifies the day (001-366), hh specifies the hour (00-23), mm specifies the minute (00-59), ss specifies the second (00-59), and xx specifies the CPU address (00-15).  
*System Action:* The system waits for the operator to reply.  
*Operator Response:* Reply as in message IEA886A, or enter REPLY xx,'ADDR = xx' where xx is the address of the CPU whose CLOCK and DATE values are displayed in the message. The IPS parameter is also acceptable in the latter reply. The latter response causes all time-of-day clocks in the system to be synchronized to the value in the clock of the selected CPU.

**IEA888A GMT DATE = yy.ddd,CLOCK = hh.mm.ss**  
**IEA888A LOCAL DATE = yy.ddd,CLOCK = hh.mm.ss REPLY U, OR GMT/LOCAL TIME**

*Explanation:* Either there is only one time-of-day clock in the system and it is set, or all set clocks are in synchronism. The local and Greenwich Mean date and clock values are displayed for the operator's verification. In the message text, yy specifies the year (00-99), ddd specifies the day (001-366), hh specifies the hour (00-23), mm specifies the minute (00-59), and ss specifies the second (00-59).  
*System Action:* The system waits for the operator to reply.  
*Operator Response:* If the values displayed are acceptable, enter REPLY xx,'U'. If you wish to change any of the values, specify CLOCK = hh.mm.ss and/or DATE = yy.ddd. GMT must be entered to change a Greenwich Mean value, and must not be entered to change a local value. The IPS parameter may also be entered by itself, or in conjunction with the CLOCK, DATE, and GMT parameters.  
If the reply is anything except 'U', this message is repeated with the changed values displayed.

**IEA889A DEPRESS TOD CLOCK SECURITY SWITCH**

*Explanation:* The operator has accepted the values displayed in message IEA888A. The system is ready to synchronize the time-of-day clocks in the configuration and requires that the security switch be pressed in order to do so.  
*System Action:* The system waits until the operator acknowledges receipt of the message. When acknowledgement is received, the system determines if the switch has been pressed. If it has not been pressed within 30 seconds, or if the operator has pressed the switch but releases it before the synchronizing procedure can complete, the message is reissued.  
*Operator Response:* Reply using only the reply id to acknowledge your receipt of the message. (No reply text is

required.) Then, press the security switch and hold it down for 5 to 10 seconds.

**IEA890I cm FAILED - MEMORY COULD NOT BE CREATED**

*Explanation:* An address space could not be created for the command. Address space create or address space initialization failed while trying to complete initialization for the address space.

*Note:* Failure may be due to system overload or lack of paging space.

*System Action:* The partially created address space is cleaned up and the command is aborted.

*Programmer Response:* If message was issued when trying to start an initiator, ASM may have run out of paging space. It may be necessary to re-IPL and specify larger or additional paging data sets. If these are not readily available, it may be possible to re-IPL with existing page data sets after modifying ASM paging constant ILRSLOTC as described under wait code 03C.

*Operator Response:* Enter the command again. Inform the system programmer that this message has been issued if the message is issued again.

**IEA891I NO MAXUSER VALUE SPECIFIED, DEFAULT VALUE OF 256 USED**

*Explanation:* The NO MAXUSER value was specified; default value is being used.

*System Action:* Processing continues.

*Operator Response:* None.

**IEA892I MAXUSER VALUE OF val IS TOO LARGE FOR AVAILABLE SQA**

*Explanation:* SQA core could not be obtained to build the ASVT for the MAXUSER value specified. Either the MAXUSER value is too large, or SQA is insufficient.

*System Action:* Processing continues.

*Operator Response:* If the MAXUSER is too large, respecify a smaller value. Otherwise, examine the use of SQA and re-IPL the system. If the problem persists, contact the system programmer.

*Problem Determination:* Table I, items 2, 29.

ddd,ddd,...

**IEA893A NOT READY. REPLY U WHEN DEVICES ARE READY, OR NO IF NOT MOUNTING.**

*Explanation:* Volume attribute processor is waiting for the volumes to be mounted on these devices.

*System Action:* The system waits for the operator to respond.

*Operator Response:* When all of the volumes in message IEA851A that you require have been readied on the devices listed in message IEA860A, reply 'U'. If any devices have not been readied, message IEA893A will be reissued, listing those devices. Respond as above if there are more volumes to be mounted. If no more volumes are to be mounted on the devices listed, reply 'NO'.

**IEA894I REQUESTED VOLUME ON REQUESTED UNIT. ddd NOW UNLOADED.**

*Explanation:* A volume requested in VATLSTxx was mounted on a device address that was not in the reply to message IEA851A.

*System Action:* The volume is unloaded.

*Operator Response:* Mount the volume on a requested unit if the attributes are to be processed.



**IEA895A FORMAT ERROR. REPEAT REPLY.**

*Explanation:* An error exists in the reply to message IEA851A.  
*System Action:* The reply is ignored and the system waits for the operator to enter another reply.

*Operator Response:* Enter the reply again correctly, or reply 'U'.

**IEA896I RECORDING FUNCTION NO LONGER ACTIVE**

*Explanation:* Due to errors considered unrecoverable, the recording function has been turned off. No further writing to SYS1.LOGREC or the operator via this function will occur.

*System Action:* All further requests for recording are rejected. Requestors are given a return code indicating that the facility is no longer active.

*Operator Response:* If recording is deemed critical, the system must be re-IPLed.

*Problem Determination:* Table I, items 2, 16, 29.

**IEA897I RTM BLDPOOL FAILED**

*Explanation:* Recovery/termination management initialization has failed to acquire a pool of quickcells via the BLDPOOL service that is necessary to the functions operation.

*System Action:* Initialization is terminated. The system is placed in a disabled wait state with a wait state code of X'45' displayed in the wait state PSW.

*Operator Response:* Report this message to the system programmer.

*Problem Determination:* Table I, items 11, 29.

**IEA898I CPU x HAS PERMANENTLY DAMAGED**

**{ TOD CLOCK  
CLOCK COMPARATOR }  
CPU TIMER**

*Explanation:* A sufficient number of machine checks have occurred on the specified timing component on CPU x since the last local midnight or IPL to cause the system to mark it as unusable.

*System Action:* The system will not attempt to use the specified component on CPU x until a re-IPL occurs. Note: If the time-of-day clock is specified, the CPU's clock comparator is also considered to be unusable.

If the damaged component is a time-of-day clock or clock comparator, job step timing will become inaccurate as far as the affected CPU is concerned. Additionally, tasks with outstanding real or wait type intervals, and those requesting new intervals, will be abnormally terminated.

If the damaged component is a CPU timer, task type intervals will not be timed for tasks executing on CPU x. If all CPU timers available to a task are permanently damaged, tasks with outstanding task type intervals, and those requesting new intervals, will be abnormally terminated.

*Operator Response:* If the system action is unacceptable, enter a VARY CPU x, OFFLINE command.

*Problem Determination:* Table I, items 18, 30.

**IEA899I LOCAL TIME CHANGE REJECTED--NO GOOD TOD CLOCKS**

*Explanation:* The operator requested that the local time be changed, or reset to its IPL-time value. A good time-of-day clock is required for this operation, but none exists. Message IEA898I should have appeared previously, once for each time-of-day clock in the system.

*System Action:* Processing continues without a change to the local time.

*Operator Response:* None.

**IEA903A DEPRESS TOD CLOCK SECURITY SWITCH WHEN ENTERED TIME OCCURS**

*Explanation:* The operator has responded to message IEA888A, IEA886A, or IEA887A in such a manner that a time-of-day clock requires setting.

*System Action:* The system waits until the operator acknowledges receipt of the message. When acknowledgement is received, the system attempts, for a 1-minute interval, to set a time-of-day clock. If the operator has not pressed the switch during that interval, the original message that the operator responded to will be re-issued.

*Operator Response:* Reply 'U' to acknowledge your receipt of the message. (No reply text is required.) Then press the security switch at the exact instant of the time you entered in response to message IEA888A, IEA886A, or IEA887A.

**IEA904I VALUE FOR WTOBFRS MUST BE BETWEEN 20 AND 9999**

*Explanation:* The parameter for WTOBFRS must be a decimal value between 20 and 9999. The value specified contained a nonnumeric character or was not in the acceptable range.

*System Action:* Message IEA906A is issued.

*Operator Response:* Respond to message IEA906A with REPLY xx,'WTOBFRS = nnn' where nnn is a decimal value between 20 and 9999.

**IEA905I VALUE FOR WTORPLY MUST BE BETWEEN 5 AND 100**

*Explanation:* The parameter for WTORPLY must be a decimal value between 5 and 100. The value specified contained a nonnumeric character or was not within the acceptable range.

*System Action:* Message IEA906A is issued.

*Operator Response:* Respond to message IEA906A with REPLY xx,'WTORPLY = nnn' where nnn is a decimal value between 5 and 100.

**IEA906A RESPECIFY prm PARM OR ENTER EOB**

*Explanation:* Incorrect information has been entered for parameter prm. Previous messages may diagnose the specific error in the parameter specification.

*System Action:* The system waits for the operator to reply.

*Operator Response:* Reenter the prm parameter with a corrected value, or respond with EOB to cause the system defaults for the parameter to be used.

**IEA907I UNABLE TO INITIALIZE PAGE AND/OR SEGMENT TABLE FOR SQA OR CSA**

*Explanation:* The system cannot initialize SQA or CSA successfully.

*System Action:* Severe error. The system is placed in a 03D wait state following this message.

*Operator Response:* Take a dump of the system and notify the system programmer of this message.

*Problem Determination:* Table I, items 2, 16, 29.

**IEA908I QUICKSTART REQUIRES PREVIOUS IPL SQA SIZE-PREVIOUS SIZE USED**

*Explanation:* The current requested SQA size is not the same as the reclaimed size; both must be the same.

*System Action:* The system will default to the reclaimed SQA size and continue processing.

*Operator Response:* Do not specify SQA size on a quick start.

**IEA909A ONLY nnnK OF**  
 { REAL } STORAGE AVAILABLE FOR {SQA}  
 { VIRTUAL } RESPECIFY OR ENTER EOB FOR DEFAULT REAL {CSA}

*Explanation:* The requested area was too large.

*System Action:* The system waits for the corrected smaller value to be entered.

*Operator Response:* Reenter the parameter with a smaller value.

**IEA910I CCH OPERATION IMPAIRED**

*Explanation:* The nucleus initialization program (NIP) has been unable to locate the module-dependent CCH modules which are necessary to give CCH full recovery capability. As a result, the CCH function is running impaired.

*System Action:* The nucleus initialization program continues processing.

*Operator Response:* Probable user error. Report this message to the system programmer.

*Programmer Response:* Place the missing modules identified by message IEA106I in SYS1.LINKLIB, and re-IPL the system to establish full error recovery capability to the CCH function.

**IEA911I COMPLETE/PARTIAL DUMP ON  
 SYS1.DUMPxx/UNIT = ddd**

*Explanation:* A partial or complete SVC Dump was generated to the DASD data set SYS1.DUMPxx or to the tape volume on the device with the unit address ddd. If a partial dump was generated, an I/O error may have occurred while writing to the dump data set or the dump data set may have been filled before all the requested data was dumped.

*System Action:* Processing continues.

*Operator Response:* To maintain the availability of SYS1.DUMP data sets, the following should be done: if the dump is on a tape (UNIT = ddd), rewind and unload the tape and mount another unlabeled scratch tape. If the dump is on a DASD (SYS1.DUMPxx), the dump should be copied to another installation data set by the use of the AMDPRDMP service aid for further processing.

**IEA912I RECOVERY/TERMINATION DUMP FAILED [DUE TO  
 cde]**

*Explanation:* SNAP was called by the ABDUMP phase of recovery/termination. SNAP failed for one of the following reasons:

- DCB not open or invalid page referenced during validity checking.
- TCB address invalid or invalid page referenced during validity checking; or insufficient storage available.
- DCB type not correct.

If the phrase 'DUE TO cde' appears, abnormal termination with a system completion code of cde has occurred.

*System Action:* No dump is taken.

*Programmer Response:* Correct the original failure (cde) if specified.

**IEA915E SYNTAX ERROR IN IEASYSNN CONTENTS, PROMPT  
 FOLLOWS**

*Explanation:* Paging data set names specified in the IEASYSNN PARMLIB member do not conform to the syntax rules defined. The paging initialization routine will subsequently request the operator to respecify this information.

*System Action:* Paging initialization invokes the prompt routine, which will request a new set of text for the PAGE = parameter. Paging initialization continues after receipt of the new text.

*Operator Response:* Respond to the prompt message with appropriate text and report this message to the system programmer.

*Programmer Response:* To avoid this message in subsequent IPLs, correct the contents of IEASYSNN according to the syntax for specifying paging space data set names.

*Problem Determination:* Table I, items 2, 25c (IEASYSNN of SYS1.PARMLIB), 29.

**IEA916E SYNTAX ERROR IN** { PAGE = }  
 { SWAP = }  
 { DUPLEX = }  
 { PAGNUM = }  
**SYSTEM PARAMETER, PROMPT FOLLOWS**

*Explanation:* Information specified in the indicated system parameter does not conform to the syntax defined for it. The operator will subsequently be requested to respecify that parameter.

*System Action:* Paging initialization invokes the prompt routine, which will request a new set of text for the indicated parameter. Paging initialization continues after receipt of the new text.

*Operator Response:* Respond to the prompt message with syntactically correct parameter text and notify the system programmer that this problem exists.

*Programmer Response:* Make sure that documentation for specification of the system parameter conforms to the syntax defined for the parameter.

*Problem Determination:* Table I, items 2, 29.

**IEA918I** { PAGE } DATA SET dsn NOT ACCEPTED  
 { SWAP }  
 { DUPLEX }

*Explanation:* Either data set dsn is already being used by paging initialization or addition of this name to the list of paging or swapping data sets would exceed the limit. A limited number of paging or swapping data sets may be known to the paging or swapping routines at one time.

If message IEA922D follows this message, a limit has not been reached, but the data set is already in use. Message IEA922D will offer the operator a chance to respecify a data set name.

*System Action:* Initialization continues.

*Operator Response:* If a paging or swapping data set limit has been reached, notify the system programmer.

*Programmer Response:* If for any reason this data set must be used and some others previously known to paging routines should be omitted, respecify the paging data sets when restarting the system with the CLPA or CVIO option.

*Problem Determination:* Table I, item 29.

**IEA920I** { PAGE } DATA SET dsn NOT LOCATED  
 { SWAP }  
 { DUPLEX }

*Explanation:* A request to locate data set dsn resulted in an error. Either the data set cannot be located in the catalog or catalog information does not agree with expected and necessary attributes of a page or swap data set.

*System Action:* If DUPLEX is specified in the message text and the DUPLEX page data set is known from a previous IPL and should be used under current IPL options, message IEA942I will follow, and paging initialization continues. If the data set was newly specified during this IPL, message IEA922D will follow this informational message, offering the operator a chance to respecify the data set name before paging initialization continues.

VS2.03.807

If PAGE is specified in the message text and the page data set is known to paging initialization routines from a previous IPL as containing VIO pages which should be used under current IPL options, message IEA930I will follow, and paging initialization will continue.

In all other cases, message IEA922D will follow this message.

*Operator Response:* Report this message to the system programmer.

*Programmer Response:* If the data set should be used in subsequent systems, prepare it according to instructions before the next IPL.

IEA



**IEA921I PAGE DATA SET dsn INVALID**

*Explanation:* The cataloged information about this page data set indicates some discrepancy with the requirements of a page data set. It may not be a device supported for paging or the data set is not defined as previously known to paging initialization.

*System Action:* If the page data set was to contain PLPA pages, message IEA935W will follow, and IPL will terminate. If the data set specified is the DUPLEX page data set and if it is known from a previous IPL and should be used under current IPL options, message IEA942I will follow, and paging initialization continues.

If the data set specified is a page data set known to paging initialization as containing VIO pages which should be used under current IPL options, message IEA930I will follow, and paging initialization continues.

In all other cases, message IEA922D will follow, offering the operator a chance to respecify the data set name before continuing.

*Operator Response:* Report this message to the system programmer.

*Programmer Response:* Check catalog information about this data set. If necessary, redefine before the next IPL.

*Problem Determination:* Table I, item 29.

**IEA922D REPLY 'DSN = dsn' OR 'IGNORE'**

*Explanation:* This message provides the system operator with the opportunity to respecify a paging space data set name, for a reason documented by a preceding message on the console sheet.

*System Action:* The system waits for the operator to reply. If a new data set name is provided, that data set is processed as a paging space. If 'IGNORE' is specified, paging initialization continues with the existing list of paging spaces.

*Operator Response:* To add a data set to the collection of paging spaces, enter REPLY xx,'DSN = dsn' where dsn is the data set name for the new paging space. To continue without additional paging data sets, enter REPLY xx,'IGNORE'. Notify the system programmer of this message.

*Programmer Response:* Appropriate action is described with the documentation of the message which preceded this message on the console sheet.

**IEA923D VOLUME ser NEEDED FOR { PAGE }  
 { SWAP }  
 DATA SET WAS NOT MOUNTED;  
 REPLY 'GO' OR 'IGNORE'**

*Explanation:* An open of a data set on this volume was attempted, and paging initialization was informed that the volume was not mounted. The data set does not contain any pages of PLPA or VIO that would be missed with the IPL options in effect.

*System Action:* The system waits for the operator to reply. If the volume is to be provided, paging initialization continues, a mount message is issued, and the data set is used. If the volume is not provided, paging initialization continues without the data set.

*Operator Response:* Either enter REPLY xx,'GO' and prepare to mount the requested volume, or enter REPLY xx,'IGNORE'. Notify the system programmer of this message if the volume is not made available.

*Programmer Response:* Review space now being used for paging or swapping, depending upon which type was ignored. The PAGEADD command may be needed to help system performance if insufficient space has resulted.

*Problem Determination:* Table I, item 29.

**IEA924D VOLUME ser NEEDED FOR PAGE DATA SET WAS  
 NOT MOUNTED;  
 { CLPA MAY BE FORCED  
 NEW PLPA DATA SET MAY BE REQUESTED }  
 REPLY 'GO' OR 'IGNORE'**

*Explanation:* An open for a required page data set on this volume was attempted, and paging initialization was informed that the volume was not mounted. If CLPA MAY BE FORCED is specified in the message text, then the COMMON page data set is on this volume. If NEW PLPA DATA SET MAY BE REQUESTED is specified, then the PLPA page data set is on this volume.

*System Action:* The system waits for the operator to reply. If the volume is to be provided ('GO'), paging initialization continues, a mount message is issued, and the data set is used. In most cases, if the volume is not to be provided ('IGNORE'), a new data set name will be requested by message IEA922D. However, if a quick or warm start is in progress, the PLPA page data set overflowed to the COMMON page data set, and the unmounted volume contains this COMMON page data set, paging initialization will force a cold start (CLPA) and issue message IEA929I.

*Operator Response:* Either enter REPLY xx,'GO' and prepare to mount the requested volume, or, enter REPLY xx,'IGNORE' and notify the system programmer.

*Programmer Response:* If a permanent change is desired, update SYS1.PARMLIB to reflect the new PLPA or COMMON page data set name. Otherwise, complete the IPL, correct the problem, and re-IPL with the original data sets.

*Problem Determination:* Table I, item 29.

**IEA925D VOLUME ser NEEDED FOR PAGE DATA SET WAS  
 NOT MOUNTED; CVIO MAY BE FORCED; REPLY 'GO'  
 OR 'IGNORE'**

*Explanation:* An open of a page data set on this volume was attempted, and paging initialization was informed that the volume was not mounted. The volume contains pages of VIO data sets which may be required for recovery of one or more VIO data sets. Replying IGNORE will force the CVIO option.

*System Action:* The system waits for the operator to reply. If the volume is to be provided, paging initialization continues, a mount message is issued, and page data sets on that volume are used. If the volume is not provided, paging initialization continues without page data sets on that volume. In addition, the CVIO option will be in effect, causing all VIO data sets from previous IPLs to be unrecoverable.

*Operator Response:* Either enter REPLY xx,'GO' and prepare to mount the requested volume, or enter REPLY xx,'IGNORE'. Notify the system programmer of this message if the volume is not made available.

*Programmer Response:* Review paging space since CVIO option is in effect unexpectedly. Only data sets specified on this IPL will be attempted for use. The PAGEADD command may be needed.

*Problem Determination:* Table I, item 29.

**IEA927I PLPA AND COMMON PAGE DATA SETS FULL FROM  
 PREVIOUS IPL**

*Explanation:* On a previous IPL, the PLPA and COMMON page data sets were filled up during the write of the pageable LPA. The CSA and the rest of the pageable LPA have no primary slots.

*System Action:* Paging initialization continues with the DUPLEX page data set. If there is no DUPLEX page data set, message IEA935W is issued.

*Operator Response:* Report this message to the system programmer.

VS2.03.807

**Programmer Response:** If a warm start is necessary to clean up work in the system, make sure that the previous DUPLEX page data set is usable, and re-IPL. Otherwise, redefine the

**PLPA and COMMON page data sets, and re-IPL with the CLPA option.**



**IEA929I CLPA FORCED**

*Explanation:* This message provides further information about the nature of the IPL as it changes. The paging initialization routines are unable to fulfill the -CLPA (not CLPA) IPL option, for the reason documented in the preceding message.

*System Action:* Paging initialization continues as if CLPA had been specified.

*Operator Response:* Report this message to the system programmer.

*Programmer Response:* See the documentation for the messages that preceded this message on the console sheet.

**IEA930I CVIO FORCED**

*Explanation:* This message provides further information about the nature of this IPL as it changes. The paging initialization routines are unable to fulfill the -CVIO (not CVIO) IPL option, for the reason documented in the preceding message.

*System Action:* Paging initialization continues as if CVIO had been specified.

*Operator Response:* Report this message to the system programmer.

*Programmer Response:* See the documentation for the messages that preceded this message on the console sheet.

**IEA931I ESTAE REQUEST FOR GTF TRACE FORMATTING FUNCTION UNSUCCESSFUL**

*Explanation:* GTF formatting module, IGC0F05A, was unable to establish ESTAE environment.

*System Action:* No GTF buffers are formatted.

*Programmer Response:* None.

*Problem Determination:* Table I, items 4, 7a, 13, 29.

**IEA932I INSUFFICIENT STORAGE FOR GTF BUFFER FORMATTING**

*Explanation:* There is insufficient SQA for GTF buffer formatting.

*System Action:* No GTF buffers are formatted.

*Programmer Response:* None.

*Problem Determination:* Table I, items 4, 7a, 13, 29.

**IEA933I UNABLE TO LOAD FORMAT APPENDAGE xxx. FURTHER RCDS REQUIRING THIS MOD WILL BE DUMPED IN HEX**

*Explanation:* GTF formatting module was unable to load format appendage xxx.

*System Action:* Formatting of the GTF buffers will continue, dumping in hexadecimal any record that requires format appendage xxx for editing.

*Programmer Response:* None.

*Problem Determination:* Table I, items 7a, 9a, 13, 29.

**IEA934I INVALID RETURN CODE RECEIVED FROM mod. FURTHER RCDS REQUIRING THIS MOD WILL BE DUMPED IN HEX**

*Explanation:* On return from module mod an invalid return code was recognized.

*System Action:* Formatting of the GTF buffers will continue, dumping in hexadecimal any record that requires this module for editing.

*Programmer Response:* None.

*Problem Determination:* Table I, items 7a, 9a, 13, 29.

**IEA935W INSUFFICIENT PAGING RESOURCES, IPL TERMINATED**

*Explanation:* To support minimal paging there must be a

certain minimum number of paging data sets with a minimum number of system-page-sized slots in a certain distribution available to paging initialization. The paging resource initialization manager has determined that this is not available. *System Action:* System initialization ceases. The system enters a wait state.

*Operator Response:* Report this message to the system programmer.

*Programmer Response:* Either 1) redefine spaces to conform with the description provided in paging planning specifications and re-IPL with the CLPA option, or 2) provide additional paging spaces and make them available to paging initialization via either the PAGE = parameter or PARMLIB during re-IPL.

*Problem Determination:* Table I, item 29.

**IEA936I FUTURE QUICK OR WARM STARTS OF THIS IPL WILL FAIL**

*Explanation:* On a CLPA IPL, paging initialization needed to write quick/warm start data to the first records of the PLPA page data set. However, the write failed, and none of the information will be accessible to a future IPL.

*System Action:* Paging initialization continues.

*Operator Response:* Report this message to the system programmer.

*Programmer Response:* When using this PLPA page data set again, perform a CLPA IPL.

*Problem Determination:* Table I, item 29.

**IEA937I COMMON PAGE DATA SET TIMESTAMP FAILURE**

*Explanation:* When this message is followed by message IEA935W, paging initialization was unable to read or write the timestamp record in the COMMON page data set. The timestamp is written on CLPA IPLs; it is read on -CLPA (not CLPA) IPLs if part of the PLPA was written to the COMMON page data set.

When this message is followed by message IEA929I, paging initialization read the timestamp in the COMMON page data set, but the timestamp failed to match the timestamp of the PLPA slot information.

*System Action:* If unable to access the COMMON page data set, the system enters a wait state. If the wrong level of the COMMON page data set is accessed, system operation continues with the CLPA IPL forced.

*Operator Response:* Report this message to the system programmer.

*Programmer Response:* If a wait state occurred, correct or replace the COMMON page data set, and re-IPL with the CLPA option.

If a wait state did not occur, and a warm start is necessary, stop the IPL, make the correct level COMMON page data set available, and re-IPL.

**IEA938W NO STORAGE AVAILABLE, PAGING INITIALIZATION TERMINATED**

*Explanation:* A request for additional storage failed during paging initialization. The resource initialization managers are unable to continue. A probable reason is that the system queue area (SQA) maximum amount specified has been exceeded.

*System Action:* System initialization ceases. The system enters a wait state.

*Operator Response:* Report this message to the system programmer.

*Programmer Response:* Make sure that SQA assignment is as recommended. If not, increase SQA maximum size to that recommended in generating a new system. Otherwise, the



system configuration may be too small, or there may be a problem with at least one resource initialization manager.  
*Problem Determination:* Table I, items 2, 11, 17, 29.

**IEA939D QUICK AND WARM START DATA IS INVALID,  
 RE-IPL OR REPLY 'GO' FOR COLD START**

*Explanation:* A -CLPA (not CLPA) IPL was attempted, and information on the PLPA paging data set was inaccessible:

- The PLPA paging data set specified on this IPL must be the same as that used on the previous successful CLPA IPL.
- If the same data set was being used, then the needed information is not able to be read.

*System Action:* The system waits for the operator to reply.

*Operator Response:* Either enter REPLY xx,'GO' if a cold start (CLPA) is desired, or re-IPL with a different data set specified for PLPA paging. Report this message to the system programmer.

*Programmer Response:* Verify that the correct SYS1.PARMLIB is being used. Also, verify the previous use of the PLPA paging data set.

*Problem Determination:* Table I, item 29.

**IEA940I THE FOLLOWING PAGE DATA SETS ARE IN USE**

```

PLPA ... dsn
COMMON . dsn
[DUPLEX . dsn]
LOCAL .. dsn
.
.
.

```

*Explanation:* This message is issued if L is specified on the PAGE = system parameter, or if paging initialization has been forced to change the list of page data sets originally specified. The list of data sets should help the operator verify which paging volumes are in use, especially after a warm start where data sets used on the previous IPL were not specified on this IPL.

*System Action:* Initialization continues.

*Operator Response:* None.

**IEA941D VOLUME ser NEEDED FOR DUPLEX DATA SET NOT  
 MOUNTED;  
 DUPLEXING MAY BE STOPPED, REPLY 'GO' OR  
 'IGNORE'**

*Explanation:* An open on volume ser was attempted, but paging initialization was informed that the volume was not mounted. If duplexing is desired for this IPL, the volume must be mounted.

*System Action:* The system waits for the operator to reply. If the volume is to be provided, paging initialization continues, a mount message is issued, and the data set is used. If the volume is not provided, paging initialization continues without duplexing.

*Operator Response:* Either enter REPLY xx,'GO' and prepare to mount the requested volume, or enter REPLY xx,'IGNORE'.

**IEA942I DUPLEXING INACTIVE, { NO DATA SET }  
 { BAD TIMESTAMP }**

*Explanation:* A DUPLEX page data set and the CLPA option were specified either on the current IPL or on the CLPA IPL for which the current IPL is based. While attempting to use the DUPLEX page data set, a problem was detected:

- If NO DATA SET is specified in the message text, the reason for the problem is documented in the preceding message.

- If BAD TIMESTAMP is specified in the message text, and if the CLPA option was specified or forced, the attempt to write a timestamp to the first record of the data set failed. If the CLPA option was not used, the attempt to read the timestamp failed or the timestamp no longer matched that of the PLPA slot information.

*System Action:* Paging initialization continues without duplexing.

*Operator Response:* To restore duplexing, perform a CLPA IPL with the DUPLEX page data set specified. If necessary, replace or correct the DUPLEX page data set.

**IEA943W FAILURE DURING REBUILD OF PLPA**

*Explanation:* For a -CLPA (not CLPA) IPL, paging initialization attempted to restore paging information for the PLPA data set into the page tables representing the PLPA. However, the page table could not be found or PLPA slot information was invalid. For a CLPA IPL, paging initialization attempted to save paging information found in page tables representing the PLPA. However, a page table could not be found.

*System Action:* Paging initialization terminates with a wait state code of X'060'.

*Operator Response:* Report this message to the system programmer. Re-IPL with the CLPA option specified.

*Problem Determination:* Table I, item 29.

**IEA944I QUICK OR WARM STARTS FROM THIS IPL WILL  
 HAVE RANDOM RESULTS**

*Explanation:* On a quick or warm start, an attempt to write page data set information to the PLPA page data set has failed. The failure may have destroyed previous information or may have just left the information down level. Further use of the information would therefore cause unpredictable results.

*System Action:* The present IPL continues processing.

*Operator Response:* Report this message to the system programmer. If the present IPL status is either specified or forced CVIO, and it is desired to do -CVIO (warm start) on the next IPL, then stop the current IPL. If the present IPL status is -CVIO (warm start), continue with the current IPL only to clear up previous VIO-related jobs. Re-IPL according to the system programmer's instructions.

*Programmer Response:* Evaluate the PLPA page data set, and replace or redefine, as necessary. Then, re-IPL with this PLPA page data set and the CLPA option specified.

*Problem Determination:* Table I, item 29.

**IEA945W UNABLE TO USE CLOCK FOR TIMESTAMP**

*Explanation:* On an IPL in which CLPA or CVIO was specified or forced, paging initialization needs a unique number (timestamp) to mark corresponding information and data sets. An attempt to use the STCK instruction to obtain this number failed with a condition code of 2 or 3.

*System Action:* IPL is terminated with a wait state code of X'060'.

*Operator Response:* Repeat the IPL. If the problem persists, the clock is not even able to be set.

*Problem Determination:* Table I, item 30.

**IEA946W NO { VIRTUAL } STORAGE AVAILABLE FOR SQA  
 { REAL }**

*Explanation:* During a GETMAIN or a FREEMAIN it was necessary to obtain storage in the system queue area (SQA) for an internal control block. No virtual or real space was available.

*System Action:* The system was placed in a wait state with a wait state code of 101 (virtual) or 102 (real).

IEA

**Operator Response:** Restart the system. If the message occurs frequently with the VIRTUAL option, installation action is needed to increase the space allowed for the system queue area; more space should be specified at system generation time or in response to message IEA101A during system IPL. If the message occurs frequently with the REAL option, installation action is required to decrease the fixed real storage requirements of the system.

**Problem Determination:** Table I, items 2, 11, 29.

**IEA947A REPLY U TO CONTINUE, OR RE IPL.**

**Explanation:** A system volume, specified in message IEA866I, is not mounted on the device type specified in the VATLST entry.

**System Action:** The system waits for the operator to reply.

**Operator Response:** If the wrong volume was mounted at IPL, mount the correct volume. If the correct volume is mounted, reply 'U' to continue, and notify the system programmer of the VATLST entry error. If you reply 'U', the system will ignore the attributes of the volume and they will remain P/R-Public.

**IEA948I [V]xxx NOW UNLOADED.**

**Explanation:** The system has unloaded the volume on device xxx. If V is present in the message, the volume is a Mass Storage System (MSS) volume.

**System Action:** The volume is unloaded.

**Operator Response:** Respond as indicated by the operator response for preceding message (either message IEA854I or IEA866I).

**IEA949I I/O ERROR READING VATLSTxx.**

**IEA949A REPLY YES FOR LIST OF ENTRIES THAT WILL BE PROCESSED, OR U FOR NO LIST.**

**Explanation:** The system detected an uncorrectable input/output error while reading VATLSTxx, a member of SYS1.PARMLIB containing a volume attribute list. If message IEA949A does not appear, then no VATLST entries had been encountered before the error occurred.

**System Action:** The system waits for the operator to reply.

**Operator Response:** If message IEA959A appears, then reply 'YES' for a list of entries (encountered before the error occurred) that will be processed. If no listing is desired, reply 'U'.

**IEA950I MODULE mod NOT FOUND; MC ROUTING INACTIVE**

**Explanation:** Module mod was not found in LPA. This module

is required for use with the MONITOR CALL routine facility; any of the following users of this facility will be unable to initialize:

GTF

**System Action:** Processing continues.

**Programmer Response:** If any of the above functions are desired, the following modules must be present in LPA:

AHLSETEV

AHLSETD

AHLMCER

After updating the necessary libraries with these modules, re-IPL the system to initialize the desired function.

**Problem Determination:** Table I, items 2, 13, 7c, 29.

**IEA951I IPC FAILURE ON CPU x, {STATUS = stat}  
{CODE = rc}**

**Explanation:** During execution of the nucleus initialization program for a multiprocessor configuration, a SIGP instruction for either initial program reset (IPR) or restart was executed by the interprocessor communications (IPC) function to CPU x. STATUS = stat

The SIGP instruction resulted in condition code 1 (SIGP function unsuccessful) and status information stat being stored. The IPC function returned a code of 8 to its caller.

Code = rc

The IPC function returned the undefined return code rc to its caller. The status of the SIGP function is unknown.

**System Action:** The signaled CPU is treated as offline; no initialization is performed for it. Processing continues for the other CPUs in the configuration.

**Operator Response:** Probable hardware error. If the subject CPU is required to be online, analyze the status information and adjust the switches on the CPU and either restart the system or execute a VARY CPU ONLINE to that CPU.

**Problem Determination:** Table I, items 2, 29, or 30. Also have the recorded switch settings on the subject CPU available.

**IEA952I IPC FAILURE ON CPU(S) aa,bb,....,pp**

**Explanation:** During execution of the nucleus initialization program (NIP) for a multiprocessor configuration, a SIGP instruction for either initial program reset (IPR) or restart was executed by the interprocessor communication (IPC) function to CPU(s) aa,bb,....,pp. The SIGP instruction resulted in condition code 2 (SIGP function not completed because the access path to the addressed CPU was busy or the addressed



CPU could not accept or respond to the function code.) The IPC function returned a code of 4 to its caller.

**System Action:** The signaled CPUs are treated as offline and no initialization is performed for them. Processing continues for the other CPUs in the configuration.

**Operator Response:** Probable hardware error. If the subject CPUs are required to be online, make sure that no other CPU is signaling them and that the SIGP instruction is installed on them and either re-IPL the system or execute a VARY CPU ONLINE to them.

**Problem Determination:** Table I, items 2, 30.

#### IEA953I UNABLE TO INITIALIZE CPU(S) aa,bb,....pp

**Explanation:** During execution of the nucleus initialization program (NIP) for a multiprocessing configuration, CPUs aa,bb,....pp did not successfully complete their initialization.

**System Action:** Any storage areas allocated to the CPUs are freed and the CPUs are treated as offline.

**Operator Response:** Probable hardware error. If the subject CPUs are required to be online, either restart the system or execute a VARY CPU ONLINE to them.

**Problem Determination:** Table I, items 2, 30.

#### IEA954I MALFUNCTION ALERT GENERATED BY CPU(S) aa,bb,....pp

**Explanation:** During execution of the nucleus initialization program (NIP) for a multiprocessor configuration, CPUs aa,bb,....pp generated malfunction alerts. Malfunction alerts are generated by a CPU when a machine check condition arises but machine checks are disabled in the CPU's PSW and the 'hard stop' bit is on in the CPU's machine control register 14.

**System Action:** If the malfunction alert occurred before the CPU was initialized, no attempt is made to initialize it. If the malfunction alert occurred during or after the initialization of the CPUs, any storage areas allocated to the CPUs are freed and the CPUs are marked offline.

**Operator Response:** Probable hardware error. If the subject CPUs are required to be online, either restart the system or execute a VARY CPU ONLINE to them.

**Problem Determination:** Table I, items 2, 30.

#### IEA955I nnnK OF ONLINE REAL STORAGE, MAY BE INSUFFICIENT

**Explanation:** During execution of the nucleus initialization program (NIP), nnnK (K = 1024) of real storage was found online. This is less than the minimum of 768K required to execute OS/VS2 release 2.

**System Action:** System initialization attempts to continue. NIP reduces the sizes of certain permanent system cell pools to their minimum to use as little real storage as possible.

**Operator Response:** None.

#### IEA956I TOP OF NIP V = R REGION IS TOO {HIGH} {LOW}

**Explanation:** The installation-specified value for the top of the nucleus initialization program's (NIP) V = R region is not acceptable. The installation specifies this value by running a superzap against field 'NVTNVRSSZ' in the IEAVNIPO CSECT of the nucleus. If HIGH appears in the message text, the value specified will not allow:

- The V = R region to fit below the low end of the master scheduler's LSQA.
- The V = R region to fit below the low unavailable address.
- Sufficient real storage for the minimum number of reserved frames.

If LOW appears in the message text, the value specified will not allow sufficient real storage for the minimum V = R region for NIP.

**System Action:** The installation-specified value is ignored and the default maximum of 2 megabytes (2,097,152 bytes) is used in determining the top of NIP's V = R region.

#### IEA957I RESTART RESOURCE WORD CONTAINED wd

**Explanation:** During execution of the nucleus initialization program (NIP) for a multiprocessor configuration, the restart resource word 'CVTRSTWD' contained wd when the IEAVNIPO CSECT of NIP required the restart resource. At the time IEAVNIPO executes, the word should contain zeros.

**System Action:** IEAVNIPO treats the situation as an error and appropriates the restart resource by putting NIP's ID in the word and using the resource.

**Programmer Response:** Probable user error. Make sure that no superzaps have been applied to the field 'CVTRSTWD' in the nucleus. If they have, resuperzap the field to zero.

**Problem Determination:** Table I, items 2, 29.

#### IEA958I EXCP APPENDAGE NAME TABLE NOT BUILT

**Explanation:** During nucleus initialization, the IEAAPPO0 member of SYS1.PARMLIB was accessed to build a table of valid module ids which may be loaded as EXCP appendages. Due to an I/O error or to a syntax error in IEAAPPO0 the constructing of this table was not completed.

**System Action:** No user-supplied appendages will be loaded for a DCB where MACRF = (E) unless the user is operating in system key 0-7 or authorized under APF. If an OPEN is attempted against a DCB with appendage IDS to be loaded and either of these conditions is met, a 913 ABEND with a return code 20 will result.

**Operator Response:** Report this message to the system programmer. IEAAPPO0 must be rebuilt prior to the next IPL for jobs which require unauthorized EXCP appendage routines.

#### IEA959I ERROR CAUSED ACTIVE LPA TO BE TRUNCATED, MODULE CONTROL MAY BE LOST.

**Explanation:** Recovery from a system error required the active link pack area to be truncated. This means that modules in the LPA may no longer be invocable and attempts to use them may cause abnormal termination or unpredictable results.

**System Action:** The system continues processing; a record indicating the error is written to SYS1.LOGREC.

**Operator Response:** Report this message to the system programmer. If frequent abnormal terminations occur, re-IPL may be necessary.

**Problem Determination:** Table I, items 2, 29. Dump the SYS1.LOGREC data set and save the output.

#### IEA960I ENQ/DEQ CONTROL QUEUES WERE DAMAGED. RESTORATION ATTEMPTED.

**Explanation:** The ENQ/DEQ control blocks contained invalid data which caused the current ENQ or DEQ request to function incorrectly.

**System Action:** If the error was considered correctable, the correction was made. The task from which the error was detected was terminated.

If the error was considered uncorrectable, the control queues were corrected, only to allow dequeues relating to the damaged area. All enqueues relating to the damaged area will be terminated with a 838 ABEND completion code. The task from which the error was detected is terminated.

**Operator Response:** Notify the system programmer.

**Note:** Related information can be found in SYS1.LOGREC.

*Problem Determination:* Table I, items 2, 3, 4, 13, 16, 18, 29.

**IEA961I RESOURCE NAMED xxx, yyy MAY BE DAMAGED**

*Explanation:* This message follows message IEA801I. It indicates a task or an address space that abnormally terminated while in 'step must complete' status, while holding the resource named xxx (ENQ q-name), yyy (ENQ r-name).  
*System Action:* The indicated resource was dequeued and the 'must complete' status reset. Processing continues.  
*Operator Response:* Notify the system programmer.  
*Problem Determination:* Table I, items 2, 5a, 15, 16, 29.

**IEA962A MESSAGE FOR INACTIVE CONSOLE nn. REPLY  
{SEND, } OR OK.  
{DELETE,}**

*Explanation:* A message has been enqueued to the inactive console whose console id is nn.  
*System Action:* The message remains enqueued to the inactive console until a reply is given.  
If the console has been activated before the reply is issued, the reply is ignored. If the message issuer terminated or has issued a DOM for the message, the reply is ignored and the message is deleted.  
*Operator Response:* Enter one of the following replies:

- REPLY xx,'SEND'; the message will be rerouted to the master console and deleted from the inactive console's queue. This reply is not valid for multiple-line messages.
- REPLY xx,'DELETE'; the message will be deleted from the inactive console's queue.
- REPLY xx,'OK'; the message will remain enqueued to the inactive console.

**IEA963A INVALID REPLY TO MESSAGE IEA962A. REPLY  
{SEND, } OR OK.  
{DELETE,}**

*Explanation:* The reply given to message IEA962A was invalid.  
*System Action:* The message remains enqueued to the inactive console until a correct reply is given.  
*Operator Response:* Enter one of the following replies:

- REPLY xx,'SEND'; the message will be rerouted to the master console and deleted from the inactive console's queue. This reply is not valid for multiple-line messages.
- REPLY xx,'DELETE'; the message will be deleted from the inactive console's queue.
- REPLY xx,'OK'; the message will remain enqueued to the inactive console.

**IEA964I HARDCOPY SUSPENDED, NO HARDCOPY DEVICE AVAILABLE**

*Explanation:* The device which had been receiving hardcopy or which was scheduled to receive hardcopy has become unusable. Hardcopy is required either because of the console configuration or because the HARDCPY parameter was specified at IPL time. Neither an appropriate console nor the SYSLOG data set is available to switch the hardcopy output to.  
*System Action:* Processing continues. Messages processed during the suspended period will not be saved for hardcopy later.  
*Operator Response:* Hardcopy may be restarted by varying a hardcopy console online (that is, a console with paper output), or by starting the system log and varying hardcopy to SYSLOG.

**IEA967A UNSUCCESSFUL RECOVERY ATTEMPT BY SUPERVISOR CONTROL**

*Explanation:* Supervisor control has suffered a double recursive ABEND in supervisor control buffer FRR.

*System Action:* The system enters a disabled wait state.  
*Operator Response:* Re-IPL.  
*Problem Determination:* Table I, items 2, 13, 29.

**IEA969A - WARNING - SIGP IPR FAILED DURING ALTERNATE CPU RECOVERY PROCESSING**

*Explanation:* An attempt by module IECVRSTI to reset the dead CPU and its I/O devices by means of a SIGP instruction has failed.  
*System Action:* Processing continues; however, since the I/O devices on the dead CPU have not been reset, any device which had an I/O operation outstanding for the dead CPU might be inaccessible to the live CPU.  
*Operator Response:* Probable hardware error.  
*Caution:* Since the dead CPU has not been reset; START, RESTART, or RESET should not be attempted on the dead CPU until the dead CPU has been reconfigured to unit processor mode. After the dead CPU has been reconfigured, and only after this has been done, the dead CPU should be RESET to free the I/O devices.  
This is a hardware malfunction which might cause gradual loss of I/O function to the system.  
*Problem Determination:* Table I, item 30.

**IEA970I CHANNEL RECONFIGURATION HARDWARE ACTIVATED**

*Explanation:* The Channel Reconfiguration Hardware (CRH) is a hardware feature on the System/370 168MP which, under system control, enables the operative CPU to access the channels on the inoperative or offline CPU. The Channel Reconfiguration Hardware is now being used because one of the following has occurred:

- A hardware failure on one CPU caused the Alternate CPU Recovery (ACR) function to take the failing CPU offline and activate CRH.
- The operator has issued a Vary Channel command that made a channel online; this particular channel is the first channel varied online that is attached to an inoperative or offline CPU.

*System Action:* System processing continues.  
*Operator Response:* Notify system programmer.  
*CAUTION:* CRH is intended only for temporary use to service the I/O devices on the offline CPU until all critical jobs can complete processing. The operator should then vary all channels on the inoperative CPU offline as soon as possible. When all channels on the inoperative CPU are offline, CRH is automatically deactivated.  
Since CRH relies in part on the hardware contained in the failing or offline CPU, certain portions of that CPU cannot be powered off while CRH is active. The inoperative or offline CPU must be in stopped state to prevent selection of any channels being accessed by CRH. the System Mode switch for configuring to a uniprocessor or multiprocessor must be left in MP mode.

**IEA971I UNABLE TO ACTIVATE CHANNEL RECONFIGURATION HARDWARE**

*Explanation:* An error occurred while activating the Channel Reconfiguration Hardware (CRH); see message IEA970I.  
*System Action:* If CRH was invoked by Alternate CPU Recovery (ACR), ACR processing continues as if CRH were not available.  
If CRH was invoked due to a Vary Channel command, the channel is not brought online.  
*Operator Response:* Notify your IBM representative.  
*Problem Determination:* Print SYS1.LOGREC.



**IEA972I CHANNEL RECONFIGURATION HARDWARE DEACTIVATED**

*Explanation:* The Channel Reconfiguration Hardware (CRH) is no longer being used (see message IEA970I) because of one of the following actions:

- The operator issued a Vary CPU command that brought the offline CPU back online.
- The operator issued a Vary CPU command that brought the offline the last channel attached to the offline CPU.

*System Action:* System processing continues.

*Operator Response:* None, since the operator has caused the system action.

**IEA973I MSC AT dd DOES NOT INITIALIZE, RC = xxx**

*Explanation:* During system initialization, the alternate MSC at the unit address shown is online. But it does not respond properly to an initialize order. It returned the reason code shown.

*System Action:* System initialization continues, as does MSSC Initialization. MSC backup is not available.

*Operator Response:* Probable 3850 hardware error. The 3850 can be used without backup if this is acceptable.

*Problem Determination:* Table I, Item 2

**IEA974I NO 3850. MODULE xxxxxxxx NOT FOUND**

*Explanation:* During system initialization, the search for the module name shown was unsuccessful.

*System Action:* The 3850 is not available. The message IEA981I follows.

*Operator Response:* Inform the system programmer.

*Programmer Response:* Ensure that all MSSC modules have been included in the appropriate libraries.

*Problem Determination:* Table I, items 2, 17a and 17b.

**IEA975I NO 3850. NO MSC ONLINE**

*Explanation:* During system initialization an MSC is not online; therefore the 3850 cannot be used.

*System Action:* The 3850 is not available. The message IEA981I follows.

*Operator Response:* To use the 3850, make sure that at least one MSC is online before reinitializing the systems.

*Problem Determination:* Table I, item 2.

**IEA976I MSC AT ddd NOT ONLINE**

*Explanation:* The alternate MSC, for the 3850 at unit address ddd, is not online.

*System Action:* The 3850 initialization and other system initialization continues without the backup capability of the alternate MSC.

*Operator Response:* If the alternate MSC is desired vary it online.

*Problem Determination:* None

**IEA977I NO 3850. NO MSC INITIALIZED. [MSC ddd REAS CODE = xxx]**

*Explanation:* During system initialization, no MSC returned a satisfactory response for attempts to initialize this host CPU's interface to the MSC. Return codes from the MSC [or MSCs] are shown in the message with the corresponding unit address.

*System Action:* The 3850 is not available. Message IEA981I follows.

*Operator Response:* Probable 3850 hardware error. Do not initiate jobs that require the 3850.

**IEA978I PURGE 3850 AT SYSTEM INITIALIZATION TIME FAILED, RC = xxx**

*Explanation:* The MSC returned the 3850 code, shown upon the request for purge (from system parameters), during system initialization.

*System Action:* System initialization continues, as does the 3850 initialization.

*Operator Response:* Inform the system programmer, who will investigate the meaning of the return code.

*Problem Determination:* Table I, item 2.

**IEA979I NO 3850. ASSOCIATE FAILED, RC = xx**

*Explanation:* During system initialization for a tightly-coupled MP host pair, attempts to inform the MSC of the association failed. RC = xxx indicates the reason for the failure.

*System Action:* The 3850 is not available. Message IEA981I follows.

*Operator Response:* Inform the system programmer that a probable configuration error has occurred.

*Programmer Response:* Check the Table Create utility specifications. This CPU may not be defined as a candidate for a tightly-coupled multiprocessing pair member. See OS/VS Message Library: Mass Storage System (MSS), GC38-1000 for explanation of reason codes.

*Problem Determination:* Table I, item 2.

**IEA980I NO 3850. DISASSOCIATE FAILED, RC = xxx**

*Explanation:* During system initialization, the DISASSOCIATE CPU command to the 3850 failed. xxx specifies the reason for failure.

*System Action:* The 3850 is not available. The message IEA981I follows.

*Operator Response:* Do not initiate jobs that require the 3850. Inform the system programmer. See OS/VS Message Library: Mass Storage System (MSS), GC38-1000, for explanation of reason code.

*Problem Determination:* Table I, item 2.

**IEA981I NO 3850. REPLY U TO CONTINUE WITHOUT 3850 OR REIPL**

*Explanation:* For the reason described in the preceding message (either IEA974I, IEA975I, IEA977I, IEA979I, or IEA980I), the 3850 cannot be used during this IPL.

*System Action:* The system waits for the operator's response.

*Operator Response:* If the IPL cannot continue without the 3850, correct the condition specified in the preceding message and re-IPL. If the IPL can continue without the 3850, reply 'U'. The IPL will continue with any system resources obtained for the 3850 programming support freed.

*Problem Determination:* Refer to the problem determination of the preceding message on the operator console.

**IEA982I INVALID REPLY TO IEA981I. REPLY U OR REIPL**

*Explanation:* The reply to IEA981I is invalid. The system expects a 'U'.

*System Action:* The system waits for the operator's response.

*Operator Response:* To continue this IPL without the 3850, reply 'U'. Otherwise, make the 3850 available and re-IPL.

*Problem Determination:* None.

**IEA983I NO 3850. IEAVNPC2 LOAD FAILED, ABEND CODE = XXX**

*Explanation:* During system initialization, the module IEAVNPC2 could not be loaded by the alternate entry point IEAVNPC2.

*System Action:* The 3850 is not available. System initialization continues.

*Operator Response:* Inform system programmer.

*Programmer Response:* Investigate the load failure according to the abend code from load shown in this message.

*Problem Determination:* Table I, items 2, 17a and 17b.

**IEA985I UNABLE TO UNLOAD MSS VOLUME ser FROM Vxxx  
- RC = ret.**

*Explanation:* Due to a previous error (see messages IEA866I, IEA854I, and IEA986I), the system attempted to unload MSS volume ser from device xxx. The unload failed; ret represents the failure reason code. See OS/VS Message Library: Mass Storage System (MSS) Messages, GC38-1000 for an explanation of the reason code.

*System Action:* The VATLSTxx entry specifying that particular volume is ignored. Processing continues with the remaining VATLSTxx entries.

*Operator Response:* None.

*Programmer Response:* Use the return code to determine the problem with 3850 Mass Storage System (MSS).

**IEA986I MSS VOLUME ser REQUIRED ON Vxxx.**

*Explanation:* A VATLSTxx entry specified that an MSS volume ser was to be mounted on device xxx. A volume with a different volume serial number was found on xxx.

*System Action:* The system unloads the volume presently on xxx and mounts ser on xxx.

*Operator Response:* None

**IEA987I UNABLE TO MOUNT MSS VOLUME ser ON Vxxx -  
RC = ret.**

*Explanation:* An attempt to mount an MSS volume ser on device xxx failed, with the return code ret from 3850 Mass Storage System (MSS).

*System Action:* The VATLSTxx entry specifying that particular volume is ignored. Processing continues with the remaining VATLSTxx entries.

*Operator Action:* None

*Programmer Action:* Determine the cause of the problem by using OS/VS Message Library: Mass Storage System (MSS) reason Messages, GC38-1000 to obtain an explanation of codes.

**IEA988I PREFERRED AREA HAS EXPANDED.  
RECONFIGURABILITY MAY BE IMPAIRED.**

*Explanation:* Real Storage Management assigned a page of SQA, nonswappable LSQA, or a nonswappable long-term fixed page to a real frame in the nonpreferred area. A storage unit encompassing all or part of the non-preferred area may not reconfigure successfully. The Display Matrix command can be used to determine the remaining non-preferred area.

*System Action:* The storage unit is designated as preferred storage, and thus eligible for additional long-term resident pages.

**IEA989I DSS ACTIVE - CANNOT ACTIVATE CHANNEL  
RECONFIGURATION HARDWARE**

*Explanation:* In OS/VS2 Release 2, the Dynamic Support System (DSS) and Channel Reconfiguration Hardware (CRH) (see message IEA970I) are mutually exclusive. The CRH initialization procedure has determined that DSS is active and therefore cannot allow CRH to be activated.

*System Action:* If CRH was invoked by Alternate CPU Recovery (ACR), ACR processing continues as if CRH were not available.

If CRH was invoked due to a Vary Channel command, the channel is not brought online.

*Operator Response:* Determine whether DSS can be disconnected and, if so, disconnect DSS. Then issue a Vary Channel command to bring the desired channels online to the offline CPU.

**IEA990I NUCMAP NOT COMPLETED | xxx---xxx**

*Explanation:* 1)xxx---xxx = MAX SIZE EXCEEDED - NUCMAP size exceeded allocated space on SYS1.DSSVM. Only the first and last five pages are written and available 2)xxx---xxx = SPACE NOT AVAILABLE -Unable to obtain enough storage to build NUCMAP. NUCMAP empty except for a dummy entry.

*System Action:* Normal processing continues.

*Programmer Response:* 1)Make sure the number of ESD entries in nucleus are correct. 2)Make sure that unneeded storage space during NIP is freed.

*Problem Determination:* Table 1, item 2, 17b, 27, and 29.

**IEA991I DSS INOPERATIVE, NO NUCMAP AVAILABLE**

*Explanation:* There is not enough storage available to build NUCMAP and the NUCMAP dummy entry. (DSS must have a NUCMAP dummy entry.)

*System Action:* Normal processing continues.

*Programmer Response:* Make sure that all unneeded storage space during NIP is freed.

*Problem Determination:* Table 1, items 2, 17b, and 29.

**IEA996I READ FOR JFCB/JFCBE FAILED, STANDARD  
DUMP FORMAT ASSUMED.**

*Explanation:* During ABEND processing, modules IEAVTABD and IEAVAD01 issued the QMNGRIO macro instruction to determine the requested format of the dump. However, a failure was encountered while attempting to read the JFCB or JFCBE.

*System Action:* Module IEAVTABD will initialize the dump DCB to dump in the standard format of 120 characters per line, and module IEAVAD01 will use the DCB set up by IEAVTABD for the dump. Processing continues.

*Programmer Response:* None.

*Problem Determination:* Table 1, items 1, 13, 15.

**IEA997I READ FOR JFCB/JFCBE FAILED, DUMP CANCELLED.**

*Explanation:* Module IEAVAD01 issued the QMNGRIO macro instruction to determine the requested format of the SNAP or ABEND dump. However, the routine called by IEAVAD01 failed while attempting to read the JFCB or JFCBE.

*System Action:* The dump is canceled, and a return code of X'08' is returned to the caller.

*Programmer Response:* Rerun the job.

*Problem Determination:* Table 1, items 1, 13, 15.

**IEA999W ADDRESS TRANSLATION ERROR IN MASTER  
MEMORY**

*Explanation:* The program check first level interrupt handler has encountered recursive addressing translation exceptions. There is a possibility that the segment table or common page tables for the master scheduler's address space have been initialized incorrectly, or have been overlaid.

*System Action:* All CPUs are placed in a wait state.

*Operator Response:* Probable software error. Take a stand-alone dump. Restart the system and execute IFCEREPO to obtain a listing of LOGREC.

*Problem Determination:* Table 1, items 11, 18, 29.





## Section 6: Data Management Messages (IEC)

Component Name	IEC
Program Producing Message	Data management.
Audience and Where Produced	For operator: console.
Message Format	<pre> xx IECnnns text xx   Message reply identification (absent, if operator reply not required). nnn   Message serial number, which is coded to indicate the data management function: 0nn  End of volume 1nn  Open 2nn  Close 3nn  Catalog management 4nn  Checkpoint/restart 5nn  Open/Close/EOV/DADSM common messages 6nn  Direct access device space management (DADSM) 7nn  Tape label creation 8nn  BTAM 9nn  Problem Determination and 3505/3525 s   Type code: A  Action; operator must perform a specific action. D  Decision; operator must choose an alternative. E  Eventual action; operator must perform action when he has time. I  Information; no operator action is required. text   Message text. </pre>
Comments	<pre> dsn  Data set name will not appear in the message text if the JSCB is not available. ser  Volume serial number will not appear in the message text for unit record equipment. </pre>
Problem Determination	Refer to Tables I and II at the back of this publication for problem determination instructions.

### IEC001A M ddd,ser[,jjj,sss] [,dsn]

**Explanation:** M indicates that a stack of documents, identified by ser, is to be readied on 1419/1275 unit ddd. jjj indicates the job requesting the volume and sss indicates the job step requesting the volume if these fields appear in the message text.

If a MONITOR DSNAME command is active, dsn indicates the data set requesting the volume.

**System Action:** The job step waits for the operator to ready the documents or until the task reaches TIMEOUT.

**Operator Response:** Ready the indicated documents on the device.

**Problem Determination:** Table I, items 1, 2, 3, 4, 5a, 13, 15, 16, 29. Table II, Format 3.

### IEC003E R ddd,ser,ijj,sss [,SPACE = prm][,dsn]

**Explanation:** R indicates that the volume on device ddd is to be demounted and retained near the computer for use in the near future:

- If ser is a 6-digit number, it is the serial number of the volume, which contains labels.
- If ser begins with a slash or L, the volume to be demounted is unlabeled; the number after the slash or L is an internal serial number assigned by the system to an unlabeled volume. If ser begins with L, the number after the L is of the form xxxyy, where xxx is the data set number and yy is the volume sequence number of the data set.

In the message text, labtyp and den appear only for tape volumes. The volume has the type of label specified by labtyp: SL for standard label, AL for ANSI label, NSL for nonstandard label, or NL for no label; the density is as specified by den. The volume is being used by step sss of job jjj.

For direct access volumes, if a MONITOR SPACE command is active, the field

SPACE = cccc,tttt,aaaa/yyyy,zzzz is specified:

cccc

Total number of free cylinders on the volume.

tttt

Total number of tracks in addition to the free cylinders.

aaaa

Areas or extents dividing the cylinders and tracks.

yyyy

Maximum number of contiguous free cylinders of the largest extent within the total remaining space.

zzzz

Number of tracks in addition to the free cylinders of the largest extent within the total remaining space.

If an error occurred during the listing of the parameters in the SPACE field, one of the following messages is specified:

- LSPACE-PERMANENT I/O ERROR
- LSPACE-NON-STANDARD OS VOLUME
- LSPACE-NOT A DIRECT ACCESS VOL
- LSPACE-INVALID PARAMETER

If a MONITOR DSNAME command is active, data set dsn contained on the volume is also specified in the message text.

**System Action:** For tape, the system rewinds and unloads the tape volume.

**Operator Response:** Demount the volume. Mark the serial number, label type, and density on the volume, if they are not so marked. (The internally assigned number should appear externally on the volume in case a subsequent step needs the volume; for the subsequent mounting, the system will specify the volume by the internally assigned number.) Then retain the volume near the computer. If LSPACE-PERMANENT I/O

ERROR was in the message, a permanent I/O error was encountered while trying to read the VTOC. Execute the IEHLIST utility program to list the VTOC of this volume. If errors occur, take appropriate action as indicated in the message. If LSPACE-NOT A DIRECT ACCESS VOL or LSPACE-INVALID PARAMETER was in the message, perform the problem determination action.

*Problem Determination:* Table I, items 2, 29.

**IEC006I UNABLE TO ACTIVATE A VIO DATASET DURING RESTART PROCESSING**

*Explanation:* The Auxiliary Storage Manager (ASM) was unable to reset its control blocks for a VIO data set to its status at the time it was journaled. This message should be followed by message IEF086I.

*System Action:* Restart processing is terminated.

*Programmer Response:* See message IEF086I and rerun the job.

*Problem Determination:* Table I, items 1, 3, 4, 29.

**IEC011I 031-rc,jjj,sss,ddn[-#],ddd,ser,dsn**

*Explanation:* An input/output error occurred during the execution of a QISAM CLOSE macro instruction issued by task termination (the problem program returned control to the supervisor without issuing a CLOSE macro instruction). In the message text, 031-rc associates this message with system completion code 031 and with return code rc. Other fields in the message text are:

jjj  
job name  
sss  
step name  
ddn[-#]  
DDname (followed by a concatenation number if it is part of a concatenation and not the first DD statement in the concatenation).  
ddd  
device address  
ser  
volume serial number  
dsn  
data set name

The values of rc and their meanings are as follows:

*Return*

*Code Meaning*

08 An input/output error occurred during execution of a CLOSE macro instruction for an ISAM data set opened for QISAM mode while task termination was in progress.

*System Action:* The task is terminated and no SYNAD exit is taken because the user program did not execute a CLOSE macro instruction for the ISAM data set opened for QISAM processing prior to returning control to the supervisor.

*Programmer Response:* If the task was in the process of loading the ISAM data set, the data set must be reloaded. If the task was updating records (QISAM scan mode), any records waiting to be rewritten when the error occurred will not be rewritten. To ensure that the SYNAD routine gets control, issue a CLOSE macro instruction for the ISAM data set prior to returning control to the supervisor.

*Problem Determination:* Table I, items 1, 3, 5a, 15, 29.

**IEC014E D ddd**

*Explanation:* D indicates that the volume on device ddd is to be demounted. The control program has determined that this volume, mounted in response to an earlier mount message, either:

- Contains labels that cannot be read due to a permanent input/output error.
- Contains no label or nonstandard labels when standard labels were specified.
- Contains standard labels when no labels or nonstandard labels were specified.
- Contains labels that are written in a density other than the density specified.

*System Action:* The system rewinds and unloads the tape volume.

*Operator Response:* Demount the volume. The system will then request that a new volume be mounted. Mount a volume with the correct density and label type.

*Problem Determination:* Table I, items 1, 2, 3, 4, 5a, 16, 28, 29. Table II, Format 3.

**IEC015I A37-rc,mod,jjj,sss,ddn[-#],ddd,ser**

*Explanation:* The error occurred during end-of-volume processing. In the message text, A37-rc associates this message with system completion code A37 and with return code rc. Other fields in the message text are:

jjj  
job name  
sss  
step name  
ddn[-#]  
DDname (followed by a concatenation number if it is part of a concatenation and not the first DD statement in the concatenation).  
ddd  
device address  
ser  
volume serial number  
mod

The name of the module in which the error occurred.

The values of rc and their meanings are as follows:

*Return*

*Code Meaning*

04 An SVC 55 (EOV) was issued, usually by a CHECK, GET, or PUT routine, against a DCB which was not open.

08 DEB does not point to DCB.

*System Action:* The task is terminated unless the error is to be ignored as specified in the DCB ABEND exit routine.

*Programmer Response:* Probable user error. An open DCB may have been partially overlaid, closed by the user in a SYNAD routine, or automatically closed by a previous end-of-volume error where ignore was specified in the DCB ABEND exit routine. Correct the errors causing abnormal termination as indicated by the return code in the message text. Rerun the job.

*Problem Determination:* Table I, items 1, 4, 5a, 15, 16 29. Table II, Format 3.

**IEC020I 001-rc,mod,jjj,sss,ddn,-#][ddd,ser,dsn]**  
 { NO ERROR HANDLING, (SYNAD), EXIT SPECIFIED }  
 { ERROR OCCURRED WHILE CLOSING DATA SET }  
 { NON-ACCEPTABLE ERROR }  
 { DCB EROPT = ABE OR AN INVALID CODE, }  
 { AND/OR NO SYNAD EXIT SPECIFIED }  
 { GET ISSUED AFTER END-OF-FILE }

*Explanation:* A 001 system completion code was issued for step sss of job jjj for one of the following reasons:

- If rc is 1, an I/O error occurred during BDAM CREATE, BSAM, BISAM, QSAM, or BDAM and no SYNAD exit was specified by the user.

- If rc is 2, an error was encountered while attempting to close the data set.
  - If rc is 3, for QSAM, an error was encountered that could not be accepted.
  - If rc is 4, for QSAM, ABE or an invalid value for EROPT parameter in the DCB and/or no error handling (SYNAD) exit was specified.
  - If rc is 5, for QSAM, a GET was issued after end-of-file.
- In the message text, ddn is the data definition name of the DD statement describing the data set, ddd is the unit name, ser is the serial number of the volume, and dsn is the data set name. mod is the name of the module in which the error occurred.
- Note: The unit address (ddd), volume serial number (ser), and data set name (dsn) fields do not appear in the message text when it applies to a SYSIN/SYSOUT data set.
- Note: System completion code 001 is also issued when the logical record length and block specified in the data control block or DD statement differ from the logical record length and blocksize that occur in the data set.
- System Action: A WTP message is issued to give the ABEND and return codes, pertinent control blocks are recorded on the GTF data set, and the job abnormally terminates.
- Programmer Response: None.
- Problem Determination: Table I, items 1, 3, 25a, 29.

#### IEC021I NO SPACE IN PASSWORD DATA SET

*Explanation:* The password data set on the system residence device is full. No additional entries may be added until entries are deleted or a new password data set is created.

*System Action:* The job step is terminated.

*Operator Response:* Inform the programmer responsible for the installation that you have received this message.

*Programmer Response:* Delete outdated entries in the present password data set or create a new password data set.

*Problem Determination:* Table I, items 2, 25a, 29.

#### IEC022I 137-rc,mod,jjj,sss,ddn[-#],ddd,ser,dsn

*Explanation:* The error occurred during end-of-volume on a magnetic tape. In the message text, 137-rc associates this message with system completion code 137 and return code rc. Other fields in the message text are:

jjj  
job name

sss  
step name

ddn[-#]  
DDname (followed by a concatenation number if it is part of a concatenation and not the first DD statement in the concatenation).

ddd  
device address

ser  
volume serial number

mod  
The name of the module in which the error occurred.

dsn  
data set name

The values of rc and their meanings are as follows:

Return Code	Meaning
04	An I/O error occurred while writing an end-of-volume label or a tape mark.
08	An I/O error occurred while positioning the tape in preparation for label processing.
0C	An I/O error occurred reading a trailer label for a data set opened with the option INPUT or INOUT. If the

- 10 data set was opened with the option RDBACK, the I/O error occurred reading the header label.
- 14 An I/O error occurred while positioning a magnetic tape at the end of the data set.
- 14 An I/O error occurred reading header labels for a data set opened for INPUT or INOUT. If the data set was opened for RDBACK, the error occurred while reading the trailer label.
- 18 An I/O error occurred while positioning a magnetic tape data set at the first data record.
- 1C An invalid trailer label was read during end-of-volume processing. Execute the IEBTPCH utility program to determine the contents of the volume. Take any corrective action necessary to recreate the volume so that the information may be accessed.
- 20 An invalid header label was read during end-of-volume processing. Execute the IEBTPCH utility program to determine the contents of the volume. Take any corrective action necessary to recreate the volume so that the information may be accessed.
- 24 A specific volume serial number was specified for the second or subsequent volume of an output data set on magnetic tape. During EOV processing, it was discovered that the expiration date (from the HDR1 label of the first data set currently on the specified volume) had not passed. When requested to specify whether the volume could be used in spite of the expiration date, the operator did not reply 'U'. Ask the operator to reply 'U' or specify another volume serial number.

*System Action:* The task is terminated unless the error is to be ignored as specified in the DCB ABEND exit routine. If the error is to be ignored, the system will attempt to close the DCB before returning to the user.

*Programmer Response:* Probable user error unless an I/O error has occurred. Correct the errors that caused the abnormal termination as indicated by the return code in the message text. Then resubmit the job.

If I/O error has occurred, a defective volume or device may be the cause. Rerun the job, specifying a different volume or device. If a scratch volume was being used when the I/O error occurred, request a different volume. If that does not solve the problem, request a different device in the UNIT parameter of the DD statement. If a specific volume is needed, try requesting a different device in the UNIT parameter of the DD statement. Rerun the job.

*Problem Determination:* Table I, items 1, 4, 5a, 16, 29. Table II, Format 3.

#### IEC023I 237-rc,mod,jjj,sss,ddn[-#],ddd,ser,dsn

*Explanation:* The error occurred during end-of-volume. In the message text, 237-rc associates this message with system completion code 237 and with return code rc. Other fields in the message text are:

jjj  
job name

sss  
step name

ddn[-#]  
DDname (followed by a concatenation number if it is part of a concatenation and not the first DD statement in the concatenation).

ddd  
device address

ser  
volume serial number

mod

The name of the module in which the error occurred.

dsn

data set name

The values of rc and their meanings are as follows:

Return

Code Meaning

04 The block count in the DCB does not match that in the trailer label. A block of data has been missed or skipped (probably due to a hardware error).

08 The DSNAME in a header label does not match that in the JFCB on the second or subsequent volume of a magnetic tape data set. Verify that the correct volume and DSNAME were specified.

System Action: The task is terminated unless the error is to be ignored as specified in the DCB ABEND exit routine. If the error is to be ignored, the system will attempt to close the DCB before returning to the user.

Programmer Response: Probable user error unless hardware error has occurred. Correct the errors causing the abnormal termination as indicated by the return code in the message text. Then rerun the job.

Problem Determination: Table I, items 1, 4, 5a, 16, 29. Table II, Format 3.

IEC024I 337-rc,mod,jjj,sss,ddn[-#],ddd,ser,dsn

Explanation: The error occurred when the end of a data set was reached. In the message text, 337-rc associates this message with system completion code 337 and with return code rc. Other fields in the message text are:

jjj

job name

sss

step name

ddn[-#]

DDname (followed by a concatenation number if it is part of a concatenated data set and not the first DD statement in the concatenation).

ddd

device address

ser

volume serial number

mod

The name of the module in which the error occurred.

dsn

data set name

The values of rc and their meanings are as follows:

Return

Code Meaning

04 The end of a data set was reached, but no end-of-data-set routine (EODAD) was specified in the DCB.

08 No EODAD specified in the DCB for DD DUMMY data set.

System Action: The task is terminated.

Programmer Response: Probable user error. Correct the errors causing the abnormal termination as indicated by the return code in the message text. Then rerun the job.

Problem Determination: Table I, items 1, 4, 5a, 16, 29. Table II, Format 3.

IEC025I 437-rc,mod,jjj,sss,ddn[-#],ddd,ser,dsn

Explanation: The error occurred at an end-of-volume. In the message text, 437-rc associates this message with system completion code 437 and with return code rc. Other fields in the message text are:

jjj

job name

sss

step name

ddn[-#]

DDname (followed by a concatenation number if it is part of a concatenation and not the first DD statement in the concatenation).

ddd

device address

ser

volume serial number

mod

The name of the module in which the error occurred.

dsn

data set name

The values of rc and their meanings are as follows:

Return

Code Meaning

08 When FEOV was issued, it was found that the DCB pointer was invalid. Correct any errors that may have caused the DCB to be invalid.

0C DEB not in DEB table.

System Action: The task is terminated unless the error is to be ignored as specified in the DCB ABEND exit routine. If the error is to be ignored, the system will attempt to close the DCB before returning to the user.

Programmer Response: Probable user error. Correct the errors causing the abnormal termination as indicated by the return code in the message text. Then rerun the job.

Problem Determination: Table I, items 1, 4, 5a, 16, 29. Table II, Format 3.

IEC026I 637-rc,mod,jjj,sss,ddn[-#],ddd,ser,dsn

Explanation: The error occurred during end-of-volume for a data set on magnetic tape or an end-of-volume during concatenation. In the message text, 637-rc associates this message with system completion code 637 and with return code rc. Other fields in the message text are:

jjj

job name

sss

step name

ddn[-#]

DDname (followed by a concatenation number if it is part of a concatenation and not the first DD statement in the concatenation).

ddd

device address

ser

volume serial number

mod

The name of the module in which the error occurred.

dsn

data set name

The values of rc and their meanings are as follows:

Return

Code Meaning

04 An I/O error occurred while reading a tape label, writing a tape mark, or positioning a magnetic tape volume.

08 Following user trailer label processing, an I/O error occurred positioning a magnetic tape.

0C Concatenation of data sets with unlike attributes was detected, but not specified in the DCB (i.e., DCBOFLGS bit 4 is 0).

10 An I/O error occurred while positioning a magnetic tape data set that was opened with the option INPUT

- or INOUT to be read backward. If it is a tape with standard labels, the error occurred positioning at the labels. If it is a tape with no labels, the error occurred positioning at the data.
- 14 An I/O error in tape positioning occurred for a data set with the LEAVE option specified in the OPEN macro instruction or with the LEAVE option specified in the FEOV macro instruction.
  - 18 An I/O error in tape positioning occurred for a data set opened with the REREAD option.
  - 1C An I/O error occurred in tape positioning when FEOV is issued for a data set with DISP = PASS and no OPEN option 2 specified.
  - 24 An I/O error occurred rewinding a scratch magnetic tape volume. Either FEOV with a REWIND option was issued, or no OPEN option 2 was specified when the DISP was not PASS.
  - 2C An I/O error occurred while rewinding a magnetic tape volume prior to verifying the volume label.
  - 34 An I/O error occurred during end-of-volume processing while reading the volume label of a magnetic tape volume.
  - 38 An I/O error occurred while positioning a tape without a label or with nonstandard labels.
  - 3C An I/O error occurred while positioning a concatenated magnetic tape data set. If it has standard labels, the error occurred positioning at the labels. If it has no labels, the error occurred positioning at the data.
  - 40 An I/O error occurred while positioning a magnetic tape data set that was opened with the option INPUT or INOUT to be read forward. If it is a tape with standard labels, the error occurred positioning at the labels. If it is a tape with no labels, the error occurred positioning at the data.
  - 44 An I/O error occurred while checking sense bytes to determine if a file protect ring is on a magnetic tape containing a data set opened for INOUT.
  - 4C An I/O error occurred in tape positioning following user header label processing.

*System Action:* The task is terminated unless the error is to be ignored as specified in the DCB ABEND exit routine. If the error is to be ignored, the system will attempt to close the DCB before returning to the user.

*Programmer Response:* Probable user error unless an I/O error has occurred. Correct the errors causing abnormal termination as indicated by the return code in the message text. Then rerun the job.

If an I/O error has occurred, a defective volume or device may be the cause. Save the output from the failing job to aid in the analysis of the problem.

Rerun the job specifying a different volume or device. If a scratch volume was being used when the I/O error occurred, request a different volume. If that does not solve the problem, request a different device in the UNIT parameter of the DD statement. If a specific volume is needed, try requesting a different device in the UNIT parameter of the DD statement. Rerun the job.

*Problem Determination:* Table I, items 1, 4, 5a, 16, 29. Table II, Format 3.

**IEC027I 737-rc,mod,jjj,sss,ddn[-#],ddd,ser,dsn**

*Explanation:* The error occurred during end-of-volume or during allocation of a secondary quantity of direct access storage as requested in the SPACE parameter of the DD statement for the data set. In the message text, 737-rc

associates this message with system completion code 737 and with return code rc. The fields in the message text are:

```

jjj      job name
sss      step name
ddn[-#]  DDname (followed by a concatenation number if it is part of
          a concatenation and not the first DD statement in the
          concatenation).
ddd      device address
ser      volume serial number
mod      The name of the module in which the error occurred.
dsn      data set name

```

The values of rc and their meanings are as follows:

*Return*

Code	Meaning
04	An I/O error occurred reading or writing a DSCB during end-of-volume processing.
08	An I/O error occurred reading a direct access volume label during end-of-volume processing.
0C	An I/O error occurred reading the DSCB for a concatenated partitioned data set.
10	An I/O error occurred writing a file mark for a data set on a direct access device.
14	An I/O error occurred while reading a DSCB preparing for user trailer label processing.
1C	An I/O error occurred while reading a format-3 DSCB.
24	A missing member name was detected by BLDL while searching for the TTR of a concatenated member.
2C	The error occurred when a FEOV macro instruction was issued while attempting to write a file mark at the end of the data. The DCBFDAD field in the DCB indicated an extent number in the DEB greater than the number of extents in the data set. Consequently, it could not be determined where the file mark should have been written.
34	An error occurred during a MOUNT, DEMOUNT, ACQUIRE or RELINQUISH operation on a Mass Storage System (MSS) virtual volume. See message IEC066I.
38	The MSS hardware mounted a virtual volume other than the one requested.

*System Action:* The task terminates unless the error can be ignored as specified in the DCB ABEND exit routine. If the error can be ignored, the system attempts to close the DCB before returning to the user.

*Programmer Response:* If an I/O error has occurred, a defective volume or device may be the cause. Save the output from the failing job to aid in the analysis of the problem.

Rerun the job specifying a different volume or device. If a scratch volume was being used when the I/O error occurred, request a different volume. If that does not solve the problem, request a different device in the UNIT parameter of the DD statement. If a specific volume is needed, try requesting a different device in the UNIT parameter of the DD statement. Rerun the job.

If return code is 2C, probable user error. Make sure that the DCBFDAD field is not being invalidated before the FEOV macro instruction is issued.

*Problem Determination:* Table I, items 1, 4, 5a, 16, 29. Table II, Format 3.

**IEC0281 837-rc,mod,jjj,sss,ddn[-#],ddd,ser,dsn**

*Explanation:* The error occurred during end-of-volume for a sequential data set. In the message text, 837-rc associates this message with system completion code 837 and with return code rc. Other fields in the message text are:

jjj  
job name

sss  
step name

ddn[-#]  
DDname (followed by a concatenation number if it is part of a concatenation and not the first DD statement in the concatenation).

ddd  
device address

ser  
volume serial number

mod  
The name of the module in which the error occurred.

dsn  
data set name

The values of rc and their meanings are as follows:

Return Code	Meaning
08	No address was found for the JFCB extension in the SWA. Specify more volume serial numbers for a larger volume count in the VOL parameter of the DD statement.
0C	The indicated tape volume whose serial number is ser was requested and mounted on unit ddd but another data set was processing the volume.

*System Action:* The task is terminated unless the error is to be ignored as specified in the DCB ABEND exit routine. If the error is to be ignored, the system will attempt to close the DCB before returning to the user.

*Programmer Response:* Execute job step again.

*Problem Determination:* Table I, items 1, 4, 5a, 16, 29. Table II, Format 3.

**IEC0291 937-rc,mod,jjj,sss,ddn[-#],ddd,ser,dsn**

*Explanation:* The error occurred at an end-of-volume. This abnormal termination condition results from an unsatisfactory response by the operator to message IEC254D, IEC255D, or IEC256A. These messages are issued when a checkpoint data set is created, modified, or deleted in installations that wish to ensure the security of their checkpoint data sets. External labeling and suggested installation procedures are discussed in *OS/VS Checkpoint/Restart*, GC26-3784. In the message text, 937-rc associates this message with system completion code 937 and with return code rc. Other fields in the message text are as follows:

jjj  
job name

sss  
step name

ddn[-#]  
DDname (followed by a concatenation number if it is part of a concatenation and not the first DD statement in the concatenation).

ddd  
device address

ser  
volume serial number

mod  
The name of the module in which the error occurred.

dsn  
data set name

The values of rc and their meanings are as follows:

Return Code	Meaning
10	1) If the data set is opened for input, the second or succeeding volume of a secure checkpoint data set has been found to be insecure. 2) If the data set is opened for output, the second or succeeding volume of a secure checkpoint data set could not be made secure.
14	During EOVS processing, the second or subsequent volume of a noncheckpoint data set was found to be a secure checkpoint data set.
18	An unauthorized user has issued a FEOV or an EOVS SVC against a checkpoint data set open with a security interface.
1C	An error was detected after mounting a new volume for a data set that spans volumes. The extents listed in the data extent block (DEB) and in the data set control block (DSCB) do not match.
20	The indicated tape volume whose serial number is ser contained ASCII labels. The volume accessibility byte (offset X'0A' in the volume label) is not blank. This indicates that the label was not created on an IBM system or that it was created by the user. If the volume accessibility is not blank, the tape cannot be used on an IBM system.
24	A specific volume serial number was specified for the second or subsequent volume of an output data set on magnetic tape. During EOVS processing for this volume, it was determined that the first data set currently on the specified volume was password protected, and the protection mode indicator in the HDR1 label did not match that in the JFCB. Supply the password to the operator or select another volume.
28	At end of volume, the caller is not authorized to use the data set on the new volume.
2C	RACF definitions are inconsistent. A previously allocated multi-volume direct access data set is being processed for output. The first volume was RACF-defined, but the current volume is not RACF-indicated.
30	An end of volume occurred and the data set on the new volume is RACF-indicated in the Format-1 DSCB; however, the data set on the new volume is not RACF-defined.
34	A VSAM data space requested at end of volume is RACF-defined.
38	RACF failed to add a volume to an existing RACF-defined, direct access data set while the data set was being extended to a new volume.
3C	RACF definitions are inconsistent. A previously allocated multi-volume direct access data set is being processed for output. The first volume was not RACF-defined, but the current volume is RACF-indicated.

*System Action:* The task is terminated unless the error is to be ignored as specified in the DCB ABEND exit routine. If the error is to be ignored, the system will attempt to close the DCB before returning to the user.

*Programmer Response:* If the return code is 10 and the data set is open for input, one of the checkpoint data set volumes has lost its secure status. Contact the installation personnel to verify the secure status of the checkpoint volumes. If all volumes are found to be secure, rerun the job and make sure the operator responds correctly when the system requests the status of each volume. Otherwise, rerun the job which creates the checkpoint data set.

If the return code is 10 and the data set is open for output, one of the volumes specified on the checkpoint data set DD statement could not be made secure. Contact the installation personnel and verify the eligibility of all volumes, then rerun the job.

If the return code is 14, probable user error. Contact the installation personnel to ensure that the status of each data set volume is as expected.

If the return code is 18, probable user error. Only APF-authorized programs can access a secure checkpoint data set. Remove the referenced FEOV SVC call, recompile the program, and rerun the job.

If the return code is 1C, probable user error. Check to see if the program incorrectly modifies the job file control block (JFCB) of the subject data set after OPEN and before CLOSE. Of particular interest are the JFCB data set name field and volume serial number field.

If the return code is 20, make sure that the correct volume was mounted. If the correct volume was mounted, the tape volume must be recreated for use on an IBM system.

If the return code is 28, the owner of the data set must update the RACF data set profile to permit access.

If the return code is 2C or 3C, make RACF definitions consistent among all volumes of a multi-volume data set.

If the return code is 30, define the data set to RACF without setting the RACF-indicated bit in the Format-1 DSCB.

If the return code is 34, delete the RACF-definition of the VSAM data space.

If the return code is 38, the data set may have been previously defined to RACF on the new volume. Check with the data set owner, or inspect the data set RACF profile.

*Problem Determination:* Table I, items 1, 3, 4, 5a, 29, 36.





**IEC030I B37-rc,mod,jjj,sss,ddn[-#],ddd,ser,dsn**

*Explanation:* The error occurred during end-of-volume. In the message text, B37-rc associates this message with system completion code B37 and with return code rc. Other fields in the message text are:

jjj job name  
sss step name  
ddn-# DDname (followed by a concatenation number if it is part of a concatenation and not the first DD statement in the concatenation).  
ddd device address  
ser volume serial number  
mod The name of the module in which the error occurred.  
dsn data set name

The values of rc and their meanings are as follows:

*Return*

*Code Meaning*  
04 During end-of-volume processing the system had to demount a volume in order to mount the next volume of the data set. It was unable to demount the volume for one of the following reasons:  
• The volume was permanently resident.  
• The volume was reserved.  
• Another job had data sets allocated on the volume.  
• There were OPEN data sets on the volume for the failing task.  
For an output data set on a direct access device, the system might have needed to demount the volume for one of the following reasons:  
• No more space was available on the volume.  
• The data set already had 16 extents, but required more space.  
• More space was required, but the volume table of contents (VTOC) was full. If additional space were allocated, another data set control block (DSCB) might have been needed, but could not have been written.

For an output data set on magnetic tape, a volume needed to be demounted because the reflective spot was encountered and more records were to be written. For an input data set on more than one volume, one of the volumes needed to be demounted so that the next one could be mounted, but the system was unable to demount the volume.

08 During end-of-volume processing, the system attempted to extend data set dsn to a volume on which the DOS bit or the DIRF bit (bits 0 and 5 respectively in the DS4VTOC1 byte of the format-4 DSCB) was set. The VTOC for the volume could not be converted to standard format for one of the following reasons:  
• Two data sets were allocated to the same space on the volume.  
• A split cylinder data set was located on cylinder zero, the same cylinder as the VTOC, or the same cylinder as a non-split cylinder data set.  
• The DADSM VTOC conversion routine had been modified (by altering CSECT IGG0325Z, as specified in OS/VS2 DADSM Logic) to reject any space

allocation requests on a volume on which the DIRF bit is set to one.

- Under DOS, the alternate tracks were assigned to cylinder zero.

0C The indicated direct access volume ser on unit ddd was requested to continue processing the data set, but the unit already contained 127 users, the maximum number.

*System Action:* The task is terminated unless the error is to be ignored as specified in the DCB ABEND exit routine. If the error is to be ignored, the system will attempt to close the DCB before returning to the user.

*Programmer Response:* Probable user error. For all cases, allocate as many units as volumes required.

For the first two cases, if the volume to be demounted is permanently resident or reserved, set up the JCL to allocate devices that are removable.

For the third case, change the JCL to request deferred mounting, or specify more volumes than units to prevent sharing of required units.

For the fourth case, rewrite the program or change the JCL insuring that there are no open data sets on volumes that must be demounted.

For the next case (first of 08 return code), scratch one of the data sets that has the overlapping extent.

For the next case (second of 08 return code), either scratch or move the split cylinder data set that is causing the error.

For the next case (third of 08 return code), the VTOC can be converted by either removing the modification to IGG0325Z or by resetting the DIRF bit to zero and setting the DOS bit to one and allocating a non-ISAM data set to the volume.

For the next case (last of 08 return code), the volume can only be used under the Disk Operating System (DOS).

In all cases, correct the errors and execute the job step again.

*Problem Determination:* Table I, items 1, 4, 5a, 16, 29. Table II, Format 3.

**IEC031I D37-rc,mod,jjj,sss,ddn[-#],ddd,ser,dsn**

*Explanation:* The error occurred when an output operation to a direct access device was requested. In the message text, D37-rc associates this message with system completion code D37 and with return code rc. Other fields in the message text are:

jjj job name  
sss step name  
ddn[-#] DDname (followed by a concatenation number if it is part of a concatenation and not the first DD statement in the concatenation).  
ddd device address  
ser volume serial number  
mod The name of the module in which the error occurred.  
dsn data set name

The values of rc and their meanings are as follows:

*Return*

*Code Meaning*  
04 A data set opened for output used all the primary space, and no secondary space was requested. Change the JCL specifying a larger primary quantity or add a secondary quantity to the space parameter on the DD statement.

**System Action:** The task is terminated unless the error is to be ignored as specified in the DCB ABEND exit routine. If the error is to be ignored, the system will attempt to close the DCB before returning to the user.

**Programmer Response:** Probable user error. Correct the errors that caused the abnormal termination as indicated by the return code in the message text. Rerun the job.

**Problem Determination:** Table I, items 1, 4, 5a, 16, 29. Table II, Format 3.

**IEC032I E37-rc,mod,ijj,sss,ddn[-#],ddd,ser,dsn**

**Explanation:** The error occurred when an output operation was requested. The data set was on a direct access or magnetic tape device. In the message text, E37-rc associates this message with system completion code E37 and with the return code rc. Other fields in the message text are:

ijj  
job name

sss  
step name

ddn[-#]  
DDname number if it is part of a concatenation and not the first DD statement in the concatenation).

ddd  
device address

ser  
volume serial number

mod  
The name of the module in which the error occurred.

dsn  
data set name

The values of rc and their meanings are as follows:

**Return**

Code	Meaning
04	A data set opened for output used all space available to or on the current volume, and no more volumes were available. Change the JCL specifying more volumes. <ul style="list-style-type: none"> <li>Not enough volumes were specified for the data set, through the SER, volume count, or REF subparameter of the VOLUME parameter of the DD statement. When all the volumes were filled, the program attempted to write another record.</li> <li>For a partitioned data set on direct access volume, all space was filled when the program attempted to write another record. (A partitioned data set can reside on only one volume.)</li> <li>For a partitioned data set on a direct access volume, 16 extents had been used when the program attempted to write another record; however, no volume was available for demounting.</li> </ul>
08	On a data set opened for output, end-of-volume had found a DSCB with a duplicate data set name on the next volume, with a volume sequence number less than that in the DEB. <ul style="list-style-type: none"> <li>A multi-volume physical sequential data set was being written on a direct access device. All space was filled on a volume, and an attempt was made to obtain space on the next specified volume. Either the space was not available on that volume or the data set already existed on that volume.</li> </ul>

**System Action:** The task is terminated unless the error is to be ignored as specified in the DCB ABEND exit routine. If the error is to be ignored, the system will attempt to close the DCB before returning to the user.

**Programmer Response:** Probable user error. Correct the errors causing the abnormal termination as indicated by the return code in the message text as follows:

For Return code 04, case 1, specify at least one more volume than the number of volumes previously used for the data set. For case 2, specify a different volume for the data set. For case 3, either specify a volume for the data set, use a utility program to reorganize the volume so that data sets will not be fragmented (that is, no more than 16 extents used for this data set), or change the program so that a device will be free when a volume must be mounted.

For return code 08, either specify a new volume to continue the data set or make sure that enough space is available on both the current volumes and insure that the data set does not already exist on volumes to be used containing the data set. In all cases, rerun the job.

**Problem Determination:** Table I, items 1, 4, 5a, 16, 29. Table II, Format 3.

**IEC033I C37-rc,mod,ijj,sss,ddn[-#],ser,dsn**

**Explanation:** The error occurred when an input operation was requested. The data set was on a direct access device. In the message text, C37-rc associates this message with system completion code C37 and with return code rc. Other fields in the message text are:

ijj  
job name

sss  
step name

ddn[-#]  
DDname (followed by a concatenation number if it is part of the concatenation and not the first DD statement in the concatenation).

ddd  
device address

ser  
volume serial number

mod  
The name of the module in which the error occurred.

dsn  
data set name

The values of rc and their meanings are as follows:

**Return**

Code	Meaning
04	An end-of-volume condition occurred on a data set opened for input, but the next volume of the data set contained more than 16 extents.
08	An end-of-volume condition occurred on a data set opened for input, but the next volume of the data set contained a type of split cylinder allocation that cannot be processed under OS/VS.

**System Action:** The task is terminated unless the error is to be ignored as specified in the DCB ABEND exit routine. If the error is to be ignored, the system will attempt to close the DCB before returning to the user.

**Programmer Response:** Probable user error. The volume was created on DOS and is not compatible with OS/VS. Either recreate the data set under OS/VS or correct the problem by creating it under DOS so it is compatible.

**Problem Determination:** Table I, items 1, 5a, 13, 25a, 29. Table II, Format 3.

**IEC036I 002-rc,mod,ijj,sss,ddn[-#],[ddd,ser,dsn]**

**Explanation:** The error occurred while the control program was processing a sequential data set with BSAM or QSAM, or

creating a direct data set. In the message text, 002-rc associates this message with system completion code 002 and with return code rc. Other fields in the message text are:

jji job name  
 sss step name  
 ddn[-#] DDname (followed by a concatenation number if it is part of a concatenation and not the first DD statement in the concatenation).  
 ddd device address  
 ser volume serial number  
 mod The name of the module in which the error occurred.  
 dsn data set name

Note: The unit address (ddd), volume serial number (ser), and data set name (dsn) do not appear in the message text when it applies to a SYSIN/SYSOUT data set.

The values of rc and their meanings are as follows:

**Return**

Code	Meaning
04	The data set was being processed using QSAM. An invalid record was encountered on a GET operation. The length field of the record descriptor word (RDW) for a variable length record specifies a value less than 4. This code also occurs if segments of variable spanned records were not in proper sequence when reading with QSAM.
08	An invalid record was encountered on a QSAM or BSAM PUT or WRITE operation. The record or block length plus the key length and required overhead add up to more than 32,767 bytes.
0C	An invalid record was encountered on a QSAM or BSAM PUT or WRITE operation. The record or block length plus the key length and required overhead is greater than the DSAD track capacity.
10	An invalid record was encountered on a QSAM PUT operation; the data set uses the track overflow feature. The RDW for a variable length record specifies a length greater than 32,752.
14	An invalid record was encountered on a QSAM PUT or WRITE operation. The record length is greater than the blocksize specified in the DCB.
18	An invalid record was encountered on a QSAM PUT operation; the data set uses the variable record format. The value in the length of the RDW is invalid for one of the following reasons: <ul style="list-style-type: none"> <li>• It is greater than 32,767, or greater than the blocksize specified in the DCB.</li> <li>• It is less than 4, or less than 5 if ASA control characters are used.</li> </ul>
1C	The error occurred during the creation of a direct data set. A WRITE macro instruction was issued for a record larger than the track capacity, and the record format does not use the track overflow feature.
20	The error occurred during the creation of a direct data set. A WRITE macro instruction was issued causing a secondary extent to be obtained. The block will not fit on the amount of space allocated for the secondary extent.
24	The error occurred during the creation of a direct data set. A WRITE macro instruction was issued to write out a block larger than the primary extent on the preallocated data set. This could also occur if

- 28 allocation of the primary extent was split and any of the secondary extents were smaller than the block. The error occurred during the creation of a direct data set. During the execution of OPEN it was detected that the blocksize was larger than the primary extent.
- 2C The error occurred while opening an ISAM data set for QISAM load mode. Too many tracks were specified for cylinder overflow, or DCB BLKSIZE is not a multiple of DCB LRECL.

**System Action:** For all return codes except 2C, pertinent control blocks are written to the GTF trace data set as follows:

Code	Trace Data
04	DCB, IOB, or ICB seek field, current logical record (maximum, 88 bytes).
08,10,14	DCB, DECB (if BSAM), current block (maximum, 88 bytes).
0C,1C	DCB, DECB (if BSAM), current block (maximum, 88 bytes), track capacity.
18	DCB and the current logical record (maximum, 88 bytes).
20,24	DCB, DECB, current block (maximum, 88 bytes), track capacity, current DEB extent.
2C	No trace data.

For all return codes except 2C, the user's DCB ABEND exit routine is taken if one is provided.

**Programmer Response:** Probable user error. If rc is 04, 08, 10, or 14, verify that the record size passed to the access method is correct. If rc is 14, if necessary, increase the blocksize to accommodate the largest logical record. If rc is 0C or 1C, use a smaller blocksize, or a device with a greater track capacity, or specify track overflow. If rc is 20, 24, or 28, allocate a larger primary or secondary extent, specify a smaller blocksize, or use a device with greater track capacity. If the error occurred because the primary allocation was fragmented into a number of extents, specify the CONTIG subparameter on the SPACE parameter. If rc is 2C, change the CYLOFL operand of the DCB macro instruction to reflect the correct number of tracks, or correct DCB BLKSIZE.

Correct the error and rerun the job step.

**Problem Determination:** Table I, items 1, 3, 5a, 15, 29.

**IEC037I 008-rc,mod,iji,ddn,ddd,ser,dsn**

**Explanation:** The error occurred following execution of a CHECK macro instruction during the processing of the creation of a direct data set. In the message text, 008-rc associates this message with system completion code 008 and with return code rc. Other fields in the message text are:

jji job name  
 sss step name  
 ddn DDname  
 ddd device address  
 ser volume serial number  
 mod The name of the module in which the error occurred.  
 dsn data set name

The values of rc and their meanings are as follows:

**Return**

Code	Meaning
04	During the creation of a direct data set, EOVS was unable to allocate more space because the current

volume was taken. The user returned to the CHECK module from his SYNAD routine.

- 08 During the creation of a direct data set, an I/O error occurred and the SYNAD exit was taken. The user returned from his SYNAD routine to the check module.

**System Action:** The user's DCB ABEND exit routine will receive control if one was specified. On return, the following control blocks are traced to a GTF data set for return code 04: 1) all DEB extents and 2) the first 88 bytes (or less if blocksize is less) of the user's output record. No control blocks are traced for return code 08. In both cases, the task is terminated.

**Programmer Response:** For return code 04, allocate more space or more volumes. For return code 08, check the IOB in error. If the IOBCSW field does not indicate a user error, (user's data area less than blocksize or not in user key, which could result in a channel program check), rerun the job.

**Problem Determination:** For return code 04, see Table I, items 3, 4, 5b, 16, 25a, 29. For return code 08, see Table I, items 3, 4, 5a, 13, 16, 29, or 30, (if not user error).

**IEC040I** ddn = rc UNABLE TO LOAD  
{ 3890 CONTROL UNIT }  
{ FORMAT RECORD xxx }

**Explanation:** If 3890 CONTROL UNIT appears in the message text, the 3890 document processor support was unable to load the 3890 control unit for the data set ddn for reason rc. If FORMAT RECORD xxx appears in the message text, the 3886 optical reader support was unable to load a format record whose identifier is xxx for data set ddn for reason rc. The values of rc and their meanings are as follows:

**Return**

**Code Meaning**

- 04 For the 3890, the SCI program or subroutine was not added to SYS1.IMAGELIB.  
For the 3886, the format record specified for the data set was not added to SYS1.IMAGELIB.
- 08 For the 3890, unable to load an SCI program or subroutine from SYS1.IMAGELIB; make sure SYS1.IMAGELIB was mounted.  
For the 3886, unable to load a format record from SYS1.IMAGELIB; make sure SYS1.IMAGELIB was mounted.
- 0C A hardware error occurred.
- 10 For the 3890, one of the following occurred:
- DCB address operand in the SETDEV macro instruction was missing.
  - IREC operand in the SETDEV macro instruction was missing.
  - Sum of the lengths for the fields (bytes) specified in the IREC macro instruction does not equal LRECL-12. (LRECL is specified in the DCB macro instruction.)
  - I/O error posted in the data control block.
  - The data control block specified in the SETDEV macro instruction was not opened.
- For the 3886, the format record identifier was missing from the SETDEV parameter list when the execute form of the macro was issued.
- 14 For the 3890, the error can be found by investigating the sense bytes and header record.
- 18 For the 3890, the SCI program does not begin with the ENTR stacker control instruction.

**System Action:** The error occurred during a SETDEV operation where the 3890 control unit or format record was to be dynamically loaded. The write-to-programmer message is

printed and control is returned to the user with a return code in register 15.

**Programmer Response:** For the 3890, return codes 04, 08, 10, and 18 are probable user errors. Correct the error and resubmit the job. Return code 0C is a probable hardware error and return code 14 is an exceptional condition that should be handled according to condition.

For the 3886, return code 04 and 10 are probable user errors. Make sure that the SETDEV parameter list has a format record identifier when the execute form of the macro is issued (return code X'10'). If the return code is X'04', make sure that the format record specified for the data set has been added to SYS1.IMAGELIB. If the return code is X'08', make sure the volume containing SYS1.IMAGELIB is mounted. If the return code is X'0C', it is a probable hardware error.

**Problem Determination:** Table I, items 2, 29 or 30.

**IEC041I** 005-rc,mod,jjj,sss,ddn[-#],ddd

**Explanation:** The DECB specified is invalid. In the message text, 005-rc associates this message with system completion code 005 and with return code rc. Other fields in the message text are:

jjj

job name

sss

step name

ddn[-#]

DDname (followed by a concatenation number if it is part of a concatenation and not the first DD statement in the concatenation).

ddd

device address

mod

The name of the module in which the error occurred.

The values of rc and their meanings are as follows:

**Return**

**Code Meaning**

- 04 A required address was not specified. This can be either the header address and/or the area address.

- 08 The RBL type of read was not used for the 3886.

**System Action:** The task is terminated with a 005-rc system completion code.

**Programmer Response:** Make sure the RBL type of read is used and the area address and header address parameters are specified so that the DECB is valid.

**Problem Determination:** Table I, items 1, 5a, 15, 16, 29.

**IEC042I** INVALID DATA - prm SPECIFIED FOR opr

**Explanation:** The parameter prm passed to the data management routine for 3886 support was invalid. The operation, opr, can be one of the following:

**RD LINENO -** An attempt to read backwards was made (for example, a line number less than the last line read was specified) or the support detected two EOP conditions on successive reads with no eject between them.

**LINEFMAT -** The line format number specified was greater than 63.

**NUM TIME MKS -** The number of timing marks specified on an eject was greater than 33.

**NO LINE FMAT -** No line format number specified for read.

**LINE MK CODE -** The code specified for a line mark was greater than 15.

**LINE NK NO -** The line number to be marked was greater than 33.

**DOC CODE -** The code specified for a document mark was greater than 15.

**System Action:** Processing continues. An I/O error will be caused by the invalid data passed to the device.  
**Programmer Response:** Correct the invalid data specification and rerun the job.  
**Problem Determination:** Table I, items 1, 5a, 15, 16, 29.

**IEC066I** jji,ser[,ddd] MSS FAILURE IN func. CODE = hhh.

**Explanation:** An error occurred while the MSS (Mass Storage System) communications routine (SVC 126) was processing a request from End-of-Volume. The fields of the message text are:

jjj job name  
 ser volume serial number  
 ddd device address  
 func MOUNT, DEMOUNT, ACQUIRE, or RELINQUISH  
 hhh

return code from SVC 126. See *OS/VS Message Library: VS2 System Codes*, GC38-1008, for the values of hhh and their meanings.

**System Action:** A 737-34 abend is requested.  
**Programmer Response:** See *OS/VS Message Library: VS2 System Codes*, GC38-1008, for the programmer responses to each return code.  
**Problem Determination:** See *OS/VS Message Library: VS2 System Codes*, GC38-1008.

**IEC067I** CHKPT = EOVS FACILITY EXECUTED UNSUCCESSFULLY

**Explanation:** The checkpoint at EOVS facility, module IFG0558X received a return code, other than 0 or 4, which indicates an unsuccessful or unusual execution of the CHKPT macro. A preceding OS/VS Checkpoint/Restart message (prefixed IHJ) should identify more exactly the nature of the problem. Checkpoint/Restart, if required would probably not be possible using the Checkpoint at EOVS checkpoint data set (SYSCKEOV) entry which just failed.

**System Action:** Processing continues. Checkpoint at EOVS will be attempted again at the next end-of-volume occurrence.  
**Operator Response:** Refer to associated IHJ message for recommended action and notify programmer of error situation.

**IEC070I** rc[(sfi)]-ccc,iji,sss,ddn,ddd,ser,xxx,dsn,cat

**Explanation:** An error occurred during end-of-volume (EOV) processing for a VSAM data set. In the message text, rc indicates the specific error that occurred. Other fields in the message text are:

(sfi) subfunction information (error information returned by another component invoked by EOV). This field appears only for certain error codes, and its format is shown with those codes to which it applies.

ccc function code:

Function Code	Operation being performed when error was detected
200	Read JFCB.
201	Initialize for VSAM end-of-volume processing.
202	Locate and mount volume.
203	Allocate space.
204	Switch volumes.
205	Build control blocks.

206 Update SMF record.  
 207 Preformat extent.  
 208 Record management, catalog update.  
 209 Reset control blocks.

iji jobname  
 sss stepname  
 ddn DDname  
 ddd device address, if the error is related to a specific device  
 ser volume serial number, if the error is related to a specific volume  
 xxx name of cluster that contains the data set being processed when the error was detected; or when not available, the DSNAME specified on the DD statement specified by the ACB.

dsn name of the data set being processed when the error was detected

cat catalog name  
**Note:** Any missing field is indicated by a comma. The values of rc and their meanings are as follows:

**Return Code Meaning**  
 04 An internal error was detected while the VSAM catalog ACB processor was in control.

20 Not enough virtual storage was available for work areas, buffers, or control blocks.

22 An I/O error occurred while I/O requests were being completed.

28 The requested system or user catalog does not exist or is not open.

The (sfi) field in the message is of the form (rc,crs,cmi) where:  
 rc catalog return code  
 crscatalog reason code  
 cmicatalog module name that detected the error.  
 See message IDC3009I for a listing of these catalog return codes and reason codes.

32 The catalog record for the data set being processed was not found.

The (sfi) field in the message is of the form (rc,crs,cmi) where:  
 rc catalog return code  
 crscatalog reason code  
 cmicatalog module name that detected the error.  
 See message IDC3009I for a listing of these catalog return codes and reason codes.

33 Cannot extend the VSAM catalog. The VSAM catalog has reached the maximum number of extents. Either additional space is unavailable or a system error occurred.

The (sfi) field in the message is of the form (rc,crs,cmi) where:  
 rc catalog return code  
 crscatalog reason code  
 cmicatalog module name that detected the error.  
 See message IDC3009I for a listing of these catalog return codes and reason codes.

34 The data set has reached the maximum number of extents.

The (sfi) field in the message is of the form (re,crs,cmi) where:  
 rc catalog return code  
 crscatalog reason code  
 cmicatalog module name that detected the error.

See message IDC3009I for a listing of these catalog return codes and reason codes.

35 The catalog record for the data set has reached the maximum number of sets of fields allowed. The number of key ranges and volume entries have reached the maximum allowed.

The (sfi) field in the message is of the form (rc,crs,cmi) where:  
rc catalog return code  
crscatalog reason code  
cmicatalog module name that detected the error.

See message IDC3009I for a listing of these catalog return codes and reason codes.

36 An I/O error was detected while the system was reading or writing a catalog record.

The (sfi) field in the message is of the form (rc,crs,cmi) where:  
rc catalog return code  
crscatalog reason code  
cmicatalog module name that detected the error.

See message IDC3009I for a listing of these catalog return codes and reason codes.

37 An unexpected return code was returned by the catalog routines.

The (sfi) field in the message is of the form (rc,crs,cmi) where:  
rc catalog return code  
crscatalog reason code  
cmicatalog module name that detected the error.

See message IDC3009I for a listing of these catalog return codes and reason codes.

50 End-of-volume was unable to fix the access method control blocks for the data set being processed in storage.

90 MSS MOUNT error. The (sfi) field contains the return code from MSS; for these codes, see *OS/VS Message Library: Mass Storage System (MSS) Messages, GC38-1000*.

91 MSS DEMOUNT error. The (sfi) field contains the return code from MSS; for these codes, see *OS/VS Message Library: Mass Storage System (MSS) Messages, .*

92 MSS ACQUIRE error. The (sfi) field contains the return code from MSS; for these codes, see *OS/VS Message Library: Mass Storage System (MSS) Messages, .*

93 MSS RELINQUISH error. The (sfi) field contains the return code from MSS; for these codes, see *OS/VS Message Library: Mass Storage System (MSS) Messages, .*

94 MSS unable to bind. The (sfi) field contain the return code from MSS; for these codes, see *OS/VS Message Library: Mass Storage System (MSS) Messages, .*

100 No space was available on candidate volumes. You defined the volumes as ordered in the access method services DEFINE command.

104 No more volumes are available on which to allocate space.

108 The EOVS routine was unable to get the volume you specified mounted.

112 The EOVS routine was unable to get the volume you needed for space allocation.

116 The system detected an I/O error while reading the volume label or format-4 DSCB.

172 The format-4 DSCB indicates the volume is unusable.  
System Action: For rc 4 and 94, end-of-volume processing is completed. For all other rc values, end-of-volume processing is terminated for the data set in error.  
Programmer Response: The response depends on the value of rc:  
Return Code Response  
04 None; informational message only.

20 Specify a larger region and rerun the job. For information on possible region size limitation, see the section, "Limiting User Region Size IEALIMIT" in *OS/VS System Programming Library: Job Management*.

22 Rerun the job specifying a different device for the volume.

28 Make sure the correct catalog is open by specifying it in the JOBCAT or STEPCAT DD statement and rerun the job.

32 Make sure the data set entry is contained in the master catalog or a user catalog specified in a JOBCAT or STEPCAT DD statement. Use the Access Method Services LISTCAT command to list the data set entries in a specific catalog.

33 The Access Method Services DELETE command can be used to delete entries from the catalog. If no entries can be deleted the Access Method Services EXPORT command can be used to move some of the data sets defined in the full catalog to a portable volume. The IMPORT command can be used to define the exported data sets in a user catalog that has space available.

34 Use the Access Method Services REPRO command to make a backup copy of the cluster that contains the data set. Delete the cluster from the catalog with the DELETE command. Use the DEFINE command to redefine the cluster in the catalog with increased space allocation. Reload the backup of the cluster with the REPRO command.

35 Use Access Method Services to: 1) copy the cluster that contains the data set to another volume, 2) delete the cluster, 3) redefine the cluster and either reduce the number of key ranges and volumes or increase the space allocation for each key range to reduce the number of overflow volumes, and 4) reload the copy of the cluster.

36 Specify a different device for the catalog that caused the problem, and rerun the job.

37 Rerun the job. If the error persists, restore the catalog and all volumes controlled by the catalog from synchronized restore tapes.

50 Rerun the job.

90 This is a hardware error. Proceed as directed under the MSS return code with this value.

91 This is a hardware error. Proceed as directed under the MSS return code with this value.

92 This is a hardware error. Proceed as directed under the MSS return code with this value.

93 This is a hardware error. Proceed as directed under the MSS return code with this value.

94 You may ignore the warning. However, increased system running time is likely to result. To remedy this, proceed as directed under the MSS return code with this value.

100 Delete unneeded data sets from the volumes you specified or use the Access Method Services ALTER command to provide a different list of volumes for space allocation.

104 Use the Access Method Services ALTER command to provide additional volumes for the data set.

108 Make sure at least one of the units allocated for your program is flagged as nonsharable so the volume can be demounted. You can do this by specifying DEFER or more volume serial numbers than units on the DD statement.

112 Make sure at least one of the units allocated for your program is flagged as nonsharable so the volume can be demounted. You can do this by specifying DEFER

- or more volume serial numbers than units on the DD statement.
- 116 Mount the volume on which the error occurred on a different device, and rerun the job.
- 172 Use the Access Method Services CONVERTV command to restore the unusable volume. Then rerun the job.
- Problem Determination:* Table I, items 1, 5a, 13, 16, 29. Table II, Format 4.

**IEC101A M ddd,ser,jjj,sss[,dsn]**

*Explanation:* M indicates that a volume is to be mounted on device ddd:

- If ser is a 6-digit serial number, the volume with that serial number is to be mounted on the device.
- If ser is SCRTCH, a scratch volume is to be mounted.
- If ser begins with a slash or L, the volume to be mounted is unlabeled; the number after the slash or L is an internal serial number assigned by the system to an unlabeled volume. If ser begins with L, the number after the L is of the form xxxxy, where xxx is the data set number and yy is the volume sequence number for the data set.

In the message text, labtyp and den appear only for tape volumes. The volume has the type of label specified by labtyp: SL for standard label, NSL for nonstandard label, or NL for no label; the density is as specified by den.

The volume is being used by step sss of job jjj.

If a MONITOR DSNNAME command is active, data set dsn contained on the volume is also specified in the message text.

*Operator Response:* If ser is SCRTCH, make sure that the file protection ring has been inserted in the volume.

Mount the volume on the device; then, ready the device.

**IEC102I INCORRECT AUTHORIZATION TO RUN 1419.**

*Explanation:* The processing and stacker select routines were not in the correct libraries to run a 1419. This message is associated with system completion code 006.

*System Action:* The job is abnormally terminated with a 006 ABEND code.

*Programmer Response:* The pocket select routine must be link-edited into SYS1.SVCLIB. The processing program should be link-edited into an authorized library as an authorized program.

*Problem Determination:* Table I, items 1, 7bc, 29.

**IEC103I rc,mod,jjj,sss,ddn[-#],ddd,ser,dsn**

*Explanation:* The error occurred during execution of an OPEN macro instruction for a DCB that specified the user totaling option, or for a data set directed to a printer. The fields in the message text are:

jjj  
job name

sss  
step name

ddn[-#]  
DDname (followed by a concatenation number if it is part of a concatenation and not the first DD statement in the concatenation).

ddd  
device address

ser  
volume serial number

mod  
The name of the module in which the error occurred.

dsn  
data set name

The values of rc and their meanings are as follows:

*Return*

Code	Meaning
04	A permanent I/O error occurred during the attempt to block or unblock data checks on the printer.
08	The user totaling option was specified in the DCB and could not be supported for one of the following reasons: <ul style="list-style-type: none"> <li>• No DCB exit list was provided.</li> <li>• No user totaling entry was found in the DCB exit list.</li> <li>• The user totaling area address in the user totaling entry was zero.</li> </ul>

*System Action:* The DCB is not opened. If the OPEN macro instruction specified more than one DCB, the system continues normal OPEN processing on the other DCBs. Then control is given to the next sequential instruction after the OPEN macro instruction.

*Programmer Response:* For return code 08, if the jobstep should be rerun and this data set processed, either provide a user totaling area in the DCB exit list, or do not specify the user totaling option.

*Problem Determination:* Table I, items 1, 3, 15, 29.

**IEC108I OPERATOR ACTION HAS BEEN REQUESTED FOR YOUR DATA SET**

*Explanation:* Operator intervention is necessary before processing can continue on your data set.

*System Action:* The system waits for the operator to respond.

*Programmer Response:* A long wait may ensue before the operator responds.

**IEC111E D ddd,ser**

*Explanation:* D indicates that the volume on device ddd is to be demounted. The control program has determined that this volume, mounted in response to an earlier mount message, is not the requested volume. ser is the 6-digit serial number of the volume that was actually mounted.

*Operator Response:* Demount the volume. The system will then request that the correct volume be mounted.

**IEC113A ENTER PASSWORD FOR DATA SET dsn**

*Explanation:* The requested data set is password protected. The correct password must be provided within two tries before access is allowed to the data set. Any TSO logon password or the last previous password for the corresponding DD statement has already been tried and found to be invalid.

*System Action:* The system waits for the TSO user to reply.

*Programmer Response:* Enter the correct 1 to 8 character password. On terminals that support the suppress print feature, the printing or displaying of the password will be suppressed.

**IEC114E D ddd[,ddn-n]**

*Explanation:* D indicates that the volume on device ddd is to be demounted. The control program has determined that this volume, mounted in response to an earlier mount message, either:

- Contains labels that cannot be read due to a permanent input/output error.
- Contains no labels or nonstandard labels when standard labels were specified.
- Contains standard labels when no labels or nonstandard labels were specified.
- Contains labels that are written in a density other than the density specified.

If ddn (DDNAME) is supplied in the message text, the tape volume to be demounted was recorded in ASCII; n specifies the reason for demounting as follows:

if n equals

- 1 The accessibility field of the volume label contains a nonblank character which means that the volume is security protected and may not be processed by the operating system.
- 2 The accessibility field of the file header label contains a nonblank character other than one, which means that the file may not be processed by the operating system.
- 3 The system cannot process the volume which is recorded in ASCII, because the ASCII option was not specified at system generation.
- 4 The control program has determined that conflicting data control block attributes have been used to define the data set on the volume. Some of the conflicting attributes may be the following:  
 BUFOFF greater than 99.  
 BUFOFF not equal to L on OUTPUT, OUTIN, OUTINX, or EXTEND.  
 BUFOFF equal to L where RECFM is not equal to D.  
 OPTCD not equal to Q where LABEL equals AL or AUL.  
 OPTCD equal to Q where DSORG is not equal to PS.  
 OPTCD not equal to Q where RECFM equals D.  
 OPTCD equal to Q where RECFM equals V.  
 LABEL equal to AL or AUL for a seven-track tape device.

*System Action:* The data set is not opened and processing continues.

*Operator Response:* Demount the volume. The system will then request that a new volume be mounted. Mount a volume with the correct density and label type.

*Programmer Response:* Probable user error. Respond as indicated for the following values of n:

- 1 Make sure that the correct volume was specified in the job control statements.
- 2 Make sure that the correct file and volume are being used.
- 3 The ASCII option was not specified at system generation, so bit 6 in the CVTOPTA field of the communications vector table is 0.
- 4 Make sure that the data control block attributes do not conflict.

*Problem Determination:* Table I, items 1, 2, 3, 4, 5a, 16, 28, 29.

#### IEC115I INVALID PASSWORD

*Explanation:* The first password supplied was incorrect. Either the password did not exist for the requested data set, its read/write mode was invalid, or it was longer than 8 characters.

*System Action:* The system issues message IEC116A.

*Programmer Response:* Determine what the correct password is and respond to message IEC116A.

#### IEC116A REENTER

*Explanation:* The first password was incorrect. A second password may not be entered.

*System Action:* The system waits for the TSO user to reply.

*Programmer Response:* Enter the correct 1 to 8 character password. On terminals that support the suppress print feature, the printing or displaying of the password will be suppressed.

#### IEC117I DATA SET CANNOT BE USED - PASSWORD INVALID

*Explanation:* Both attempts at supplying the correct password were invalid.

*System Action:* Use of the requested data set is denied.

If this occurs in OPEN or end-of-volume, message IEC150I 913-0C is issued and the task is terminated with a system completion code of 913. If this occurs in SCRATCH or RENAME, the data set is bypassed and processing continues.  
*Programmer Response:* Probable user error. Determine the correct password or correct the password data set. Rerun the job.

#### IEC118I READ ONLY DATA SET CANNOT BE OPENED FOR OUTPUT

*Explanation:* The second attempt to open a data set was with a read only password for that data set.

*System Action:* Use of the requested data set is denied.

Message IEC150I 913-0C is issued and the task is terminated with a system completion code of 913.

*Programmer Response:* Probable user error. Determine the correct write mode password; only open the data set for input; or change the mode of the password or add a write mode password to the password data set. Rerun the job.

#### IEC119I ERROR-IMAGELIB.CODE = rc

*Explanation:* An attempt to open SYS1.IMAGELIB was unsuccessful for one of the following reasons:

- CODE = 1 SYS1.IMAGELIB was not a cataloged data set.
- CODE = 2 The volume on which SYS1.IMAGELIB resides is not mounted.
- CODE = 3 An error occurred during an attempt to read the format 1 SYS1.IMAGELIB DSCB or in filling in the fields of the DEB.
- CODE = 4 No space was available in subpool 230 for constructing the DEB or in subpool 229 for constructing the DCB for SYS1.IMAGELIB.

*System Action:* The related program was terminated if the error occurred when the output data set was being opened. If the error occurred during execution of the SETPRT macro, the problem is passed a return code and determines further processing based on the nature of the error.

*Operator Response:*

- If CODE = 2, mount the proper volume and rerun the job.
- If CODE = 1 or 3, report the message to the system programmer.

*Programmer Response:*

- If CODE = 1, catalog SYS1.IMAGELIB.
- If CODE = 3, check the format1 DSCB for errors. Call IBM for programming support if the problem persists.
- If CODE = 4, ensure that sufficient storage is available when the storage request is executed.

#### IEC120A M ddd, character set code [,FOLD][,VERIFY]

*Explanation:* M indicates a mounting request. The programmer has requested that the chain or train, specified by character set code, be used on UCS printer ddd.

*Operator Response:* Mount the train or chain that was requested and enter REPLY xx,'text' where text is the character set code.

To ignore the request and use the character set image currently loaded, enter REPLY xx,'U'.

Otherwise, mount a suitable alternate chain or train and enter REPLY xx,'text' where text is the alternate character set code followed, if applicable, by FOLD or F and/or VERIFY or V. (If FOLD or F is omitted but VERIFY or V is specified, indicate the omission of FOLD or F by specifying two consecutive commas -- for example, REPLY xx,'AN,,V'.)

If the mounting request cannot be satisfied with any available chain or train, enter REPLY xx,'CANCEL' or REPLY xx,'C' to cancel the UCS load. The system will terminate the job if the



request occurred during execution of an OPEN macro instruction.

**IEC121D V ddd, character set code [,FOLD]**

*Explanation:* V indicates a verification request. The system has displayed the character set image, specified by character set code, on UCS printer ddd.

*Operator Response:* Verify that the image displayed corresponds to the requested image.

If the image is correct, enter REPLY xx,'VERIFIED' or REPLY xx,'V'.

If the image is incorrect, mount the correct chain or train and enter REPLY xx,'RETRY' or REPLY xx,'R'. If subsequent verifications are still incorrect, enter REPLY xx,'CANCEL' or REPLY xx,'C' to cancel the UCS load. The system will terminate the job if the request occurred during execution of an OPEN macro instruction.

**IEC122D ddd, character set code UCS IMAGE NOT FOUND**

*Explanation:* The character set image, specified by character set code, to be loaded in the UCS buffer of printer ddd could not be found in the image library.

*Operator Response:* To correct an erroneous specification, mount the requested chain or train and enter REPLY xx,'text' where text is the correct character set code.

If an alternate character set can be used, select the alternate chain or train and enter REPLY xx,'text' where text is the alternate character set code followed, if applicable, by FOLD or F and/or VERIFY or V. (If FOLD or F is omitted but VERIFY or V is specified, indicate the omission of FOLD or F by specifying two consecutive commas -- for example, REPLY xx,'AN,,V'.)

To ignore the request and use the character set image currently loaded, enter REPLY xx,'U'.

If no alternate character set can be used, enter REPLY xx,'CANCEL' or REPLY xx,'C' to cancel the UCS load. The system will terminate the job if the request occurred during execution of an OPEN macro instruction.

*Problem Determination:* Table I, items 1, 3, 5a, 15, 17a, 29.

**IEC123D ddd, SPECIFY UCS PARAMETER**

*Explanation:* The current job step did not specify UCS parameters and the character set currently loaded on UCS printer ddd cannot be assumed as a default option for one of the following reasons:

- The character set is unknown to the system.
- The character set is invalid because of a previous error condition.
- The character set is not a default character set.

*Operator Response:* For the first occurrence of this message, mount the chain or train of a suitable default character set and enter REPLY xx,'text' where text is the character set code followed, if applicable, by FOLD or F and/or VERIFY or V. (If FOLD or F is omitted but VERIFY or V is specified, indicate the omission of FOLD or F by specifying two consecutive commas -- for example, REPLY xx,'AN,,V'.) Note that this response should be used only the first time this message is produced. After the first occurrence of this message, enter REPLY xx,'U' to ignore the request and use the character set image currently loaded.

If no character set is available for the job step, enter REPLY xx,'CANCEL' or REPLY xx,'C'. The system will terminate the job if the request occurred during execution of an OPEN macro instruction.

**IEC124I ddd, ERROR OCCURRED WHILE LOADING FCB**

*Explanation:* A permanent I/O error (forms control buffer

parity error) persisted after two attempts were made to load the FCB. The error occurred while opening the data control block for printer ddd. This error can be caused by:

- A form control buffer parity error.
- An attempt to load an invalid FCB image.

*System Action:* The related program was terminated.

*Operator Response:* If the associated I/O error message (IEA000I) contains a X'02' in the first sense byte, an attempt was made to load an invalid FCB image.

Specify a substitute image or correct the one in error. An image is invalid if:

- Its specified length exceeds 180 lines.
- Its specified and actual lengths are not equal.
- There is an invalid channel specified.
- The last byte of the image is not X'1x'.

If IEA000I contains a X'04' in the first sense byte a buffer parity error occurred.

*Problem Determination:* Table I, items 18, 24, 30.

**IEC125I ERROR - REPEAT REPLY**

*Explanation:* An invalid response was made to a previous Universal Character Set (UCS) or Forms Control Buffer (FCB) message.

*Operator Response:* Enter the reply again, correctly.

**IEC126I ddd, UNCORRECTABLE ERROR LOADING UCS**

*Explanation:* A permanent input/output error (UCS parity error) persisted after ten attempts were made to load the UCS buffer. The error occurred while opening the data control block for UCS printer ddd. Subsequent output on this printer may be invalid.

*Operator Response:* Probable hardware error. None.

*Problem Determination:* Table I, items 1, 2, 13, 18, 30.

**IEC127D ddd, image-id FCB IMAGE NOT FOUND**

*Explanation:* The FCB buffer of printer ddd was not loaded because the FCB image specified by the image-id was not in the image library.

*Operator Response:* To correct an erroneous specification, enter REPLY xx,'text' where text is the correct or alternate FCB image-id to be used. The image-id can then be followed by VERIFY or V, or ALIGN or A.

Specifying VERIFY or ALIGN allows the operator to align forms to the new image.

The VERIFY option also provides a printout of the image loaded.

To ignore the request and use the FCB image currently loaded, enter REPLY xx,'U'.

If no alternate image can be used, enter REPLY xx,'CANCEL' or REPLY xx,'C' to cancel the FCB load. The system will terminate the job if the request occurred during execution of an OPEN macro. If the request occurred during execution of a SETPRT macro a return code (X'04') will be placed in register 15 and control returned to the program issuing the SETPRT macro.

*Problem Determination:* Table I, items 1, 3, 5a, 15, 29.

**IEC128D V ddd, VERIFY FORMS ALIGNMENT**

*Explanation:* V indicates a verification request. The system was requested to verify forms alignment to the FCB image printer ddd.

*Operator Response:* Verify that the forms are aligned to the forms control buffer image.

When forms are aligned, enter REPLY xx,'VERIFIED' or REPLY xx,'V'.

If the VERIFY option was specified, entering REPLY xx,'RETRY' or REPLY xx,'R' causes the FCB image to be printed again. This can be repeated until forms are properly aligned. If the image is incorrect or forms alignment is not possible, enter REPLY xx,'CANCEL' or REPLY xx,'C' to cancel the FCB image load. The system will terminate the job if the request occurred during execution of an OPEN macro. If the request occurred during execution of a SETPRT macro a return code of X'14' is placed in register 15 and control returned to the program issuing the macro.

**IEC129D ddd, SPECIFY FCB PARAMETER**

*Explanation:* The current job step did not specify FCB parameters and the image currently loaded on the printer ddd cannot be assumed as a default for one of the following reasons:

- The image is invalid because of a previous error condition.
- The image is not a default image.

*Operator Response:* For the first occurrence of this message, load the FCB buffer by entering REPLY xx,'text,' where text is the image-id to be used. STD1 or STD2 may be specified to load the IBM forms-control buffer images. In addition to the image-id, VERIFY or V or ALIGN or A can be coded. Specifying VERIFY or ALIGN allows the operator to align forms to the new image.

The VERIFY option also provides a printout of the image loaded.

To ignore the request and use the image currently loaded, enter REPLY xx,'U'.

If no image is available for the job step, enter REPLY xx,'CANCEL' or REPLY xx,'C'. The system will terminate the job if the request occurred during execution of an OPEN macro instruction.

**IEC129I 002-rc,mod,jjj,sss,[-#],ddd,ser,dsn**

*Explanation:* The error occurred during BDAM CREATE. The fields in the message text are:

jjj  
job name

sss  
step name

ddn[-#]  
DDname (followed by a concatenation number if it is part of a concatenation and not the first DD statement in the concatenation).

ddd  
device address

ser  
volume serial number

mod  
The name of the module in which the error occurred.

dsn  
data set name

The values of rc and their meanings are as follows:

Return Code	Meaning
04	Neither A, K, nor I was specified in the MACRF field of the DCB.
08	BDAM OPEN was attempted on a data set containing zero extents as specified in the DSCB.
1C	A record was found to be larger than 1 track.
20	The block will not fit in the amount of space allocated for a secondary extent.
24	The block will not fit in the amount of space allocated for the primary extent.
28	Upon opening a data set for BDAM CREATE, BLKSIZE was found to be larger than the primary extent.

*System Action:* A WTP message is issued to give the ABEND and return code. Pertinent control blocks on the GTF data set are recorded and the job is abnormally terminated.

*Programmer Response:* If rc is 28, allocate more space, specify a smaller blocksize or use a larger device. If rc is 1C, specify a shorter blocksize, a larger device, or use track overflow.

If rc is 04, specify A, K, or I in the DCB.

If rc is 08, specify a positive nonzero value for primary allocation in the space parameter of the DD card when creating the data set.

If rc is 20, specify a larger secondary allocation, shorter blocks, or use a larger device.

If rc is 24, specify a larger primary allocation, shorter blocks, or use a larger device.

**IEC130I ddn - DD STATEMENT MISSING**

*Explanation:* An OPEN macro instruction was issued for a data control block that specified ddn as the DDNAME. However, ddn does not appear in the name field of any DD statement for the job.

*System Action:* Processing continues. However, abnormal termination is likely if an attempt is made to read or write the data set.

*Programmer Response:* Probable user error. Supply the missing DD statement, and execute the job step again.

*Problem Determination:* Table I, items 1, 3, 5a, 15, 30.

**IEC131I xx,jjj,sss,RDJFCB ISSUED FOR DCB WITH BLANK DDNAME**

*Explanation:* A RDJFCB macro instruction was issued. A DCB in the parameter list had a blank DDNAME field.

xx - the position of the DCB in the parameter list.

jjj - job name

sss - step name

*System Action:* The request for this DCB is ignored and a return code of 4 is passed in register 15.

*Programmer Response:* Correct the errors causing the DDNAME field to be blank and execute the job step again. The error is usually caused by not specifying DDNAME = when coding the DCB.

**IEC132I ddn, MACRF = E WAS SPECIFIED FOR A SYSIN OR SYSOUT DATA SET**

*Explanation:* An OPEN macro instruction was issued for a SYSIN or SYSOUT data set whose DCB specified a macro format of EXCP (MACRF = E). The EXCP macro instruction cannot be used for SYSIN or SYSOUT data sets. In the message text, ddn is the name of the DD statement for the SYSIN or SYSOUT data set. If the data set is a concatenated SYSIN or SYSOUT data set, the ddn field in the message text is blank.

*System Action:* The data set is not opened but control is returned to the problem program. Attempts to read or write the data set can result in abnormal termination.

*Programmer Response:* Probable user error. Correct the MACRF operand of the DCB to specify a BSAM or QSAM macro instruction.

*Problem Determination:* Table I, items 1, 3, 5a, 13, 29.

**IEC138I 020-rc,mod,jjj,sss,ddn,ddd,ser,dsn**

*Explanation:* The error occurred following execution of an OPEN macro instruction for a BDAM data set. In the message text, 020-rc associates this message with system completion code 020 and with return code rc. Other fields in the message text are:



- partitioned. Change the DCB macro instruction DSORG parameter to PS; change the DD statement DSORG subparameter to PO; imply partitioned organization by allocating space for the directory in the SPACE parameter of the DD statement; or verify that the DSNNAME and VOLUME parameters on the DD statement are correct.
- 18 An OPEN macro instruction was issued for a partitioned data set. The DSNNAME parameter specified a member of the data set that could not be located.
- 1C An OPEN macro instruction was issued for a partitioned data set, but an I/O error was encountered searching the directory.
- 20 An OPEN macro instruction was issued for a sequential data set using the queued access technique with RECFM = FB, but BLKSIZE is not a multiple of LRECL, or for variable-length records, blocksize (BLKSIZE) not four bytes greater than logical record length.
- 24 An OPEN macro instruction was issued with INPUT, INOUT, RDBACK, or UPDAT specified, but the DCB did not specify a MACRF of EXCP, GET, or READ.
- 28 An OPEN macro instruction was issued with OUTPUT, OUTIN, OUTINX, or EXTEND specified, but the DCB did not specify a MACRF of EXCP, PUT, or WRITE.
- 2C A sequential data set using the queued access technique with exchange buffering was opened for input, and the buffer control block address was 0. Verify that DCBBUFCB was not incorrectly modified. This type of error often occurs if a DCB is shared by two or more tasks, or is opened and closed several times within one job step.
- 30 A sequential data set using the queued access technique with exchange buffering was opened for output, but the buffer control block address is 0. Verify that DCBBUFCB was not incorrectly modified. This type of error often occurs if a DCB is shared by two or more tasks, or is opened and closed several times within one job step.
- 34 (a) An OPEN macro instruction was issued for a data set with BLKSIZE and BUFL equal to 0. The system determined that it had to obtain buffers but was unable to do so.  
 (b) The following combination was specified: QSAM, LRECL = 0, and RECFM was not V or VB.  
 (c) The following combination was specified: RECFM = V or VB, and LRECL was greater than the quantity BLKSIZE-4.  
 (d) The following combination was specified: QSAM, and BLKSIZE = 0.
- 38 An OPEN macro instruction was issued for a sequential data set on a direct access device with track overflow, but the buffer control block address was zero. Verify that DCBBUFCB was not incorrectly modified. This type of error often occurs if a DCB is shared by two or more tasks, or is opened and closed several times within one job step.
- 3C A sequential data set was opened for INPUT, OUTPUT, or EXTEND, but the buffer control block address was 0. Verify that DCBBUFCB was not incorrectly modified. This type of error often occurs if a DCB is shared by two or more tasks, or is opened and closed several times within one job step.
- 40 A sequential or direct data set was opened for INPUT, but the buffer control block address was 0. Verify that DCBBUFCB was not incorrectly modified. This type of error often occurs if a DCB is shared by two or more tasks, or is opened and closed several times within one job step.
- 44 An OPEN macro instruction was issued for a data set on a direct access device for which chained scheduling was specified, but the buffer control block address was 0. Verify that DCBBUFCB was not incorrectly modified. This type of error often occurs if a DCB is shared by two or more tasks, or is opened and closed several times within one job step.
- 48 An OPEN macro instruction was issued for a sequential data set using the queued access techniques, but the buffer control block address was 0.
- 4C An OPEN macro instruction was issued for a sequential data set using the queued access technique. The system determined that a buffer pool existed for this data set and made the appropriate test shown below with unsatisfactory results:
- If the data was to be sent directly to a unit record device (no spooling), the buffer length value in the buffer control block had to be equal to or greater than the value specified in the DCB for LRECL.
  - Otherwise, the buffer length value in the buffer control block had to be equal to or greater than the value specified in the DCB for BLKSIZE.
- 50 An OPEN macro instruction issued for a data set allocated to a printer did not have OUTPUT specified as an OPEN option.
- 54 An OPEN macro instruction was issued for a data set allocated to a 1419. No secondary control unit could be found.
- 58 An OPEN macro instruction was issued for a paper tape data set and concatenation with unlike attributes was specified. (i.e., DCBOFLGS bit 4 = 1). Set DCBOFLGS bit 4 to 0 and do not attempt to concatenate a data set on paper tape with data sets of unlike attributes.
- 5C An OPEN macro instruction was issued for a sequential data set using the queued access technique. The data set contained spanned variable length records larger than 32,756, but GET locate mode was not specified.
- 60 An OPEN macro instruction was issued for a data set with a DCB specifying RECFM = F, and BLKSIZE was not equal to LRECL. Correct DCB parameters to specify RECFM = FB, or make LRECL and BLKSIZE equal.
- 64 An OPEN macro instruction was issued for a null data set using an access method other than QSAM or BSAM. Correct DD statement to specify a real data set, or access the data set using BSAM or QSAM.
- 68 An OPEN macro was issued for a data set whose DCB specified BLKSIZE greater than the maximum allowed, which is 32,767.
- 6C An OPEN macro instruction was issued for a data set with RECFM = T in the DCB, requesting track overflow, but the direct access device allocated does not support track overflow. Correct the DCB or allocate a device that supports track overflow by a specific request in the unit parameter or a generic name that applies only to those devices.
- 70 An OPEN macro instruction was issued for a data set on magnetic tape. A conflict exists among LABEL parameters on the DD statement, and DCBREFM, DCBOPTCD, DCBBUFOF, and DCBUSASI give the appearance of mixed USASI and EBCDIC attributes to the data set; or OPTCD = Q was specified in the DCB for a data set on a device other than magnetic tape.



the message text, 213-rc associates this message with system completion code 213 and with return code rc. Other fields in the message text are:

jjj  
job name



sss  
 step name  
 ddn[-#]  
 DDname (followed by a concatenation number if it is part of a concatenation and not the first DD statement in the concatenation).  
 ddd  
 device address  
 ser  
 volume serial number  
 mod  
 The name of the module in which the error occurred.  
 dsn  
 data set name

The values of rc and their meanings are as follows:

Return

Code Meaning

- 04 An I/O error occurred reading the format1 DSCB, or the format1 DSCB for the data set could not be found on the first volume (or the volume indexed by the volume sequence number) specified by the DD statement. For the second case, make sure that the DSNNAME and VOLUME parameters on the DD statement are correct. A recovery attempt request may be specified in the DCB ABEND exit routine.
- 08 An OPEN macro instruction was issued for a password protected data set, but the system was unable to locate the PASSWORD data set. Make sure that the PASSWORD data set exists on the system residence volume. If it does not exist, build it and execute the job step again.
- 0C An I/O error occurred reading a format1 DSCB for a direct or indexed sequential data set, or the format1 DSCB could not be found on the volume specified by the DD statement for a direct or indexed sequential data set. Ensure that the dsnname and volume parameters on the DD statement are correct.
- 18 An I/O error occurred writing back a format1 DSCB.
- 20 During an OPEN, a volume contained more than 16 extents of the indicated data set.
- 24 During an OPEN, a volume of the indicated data set had a type of split cylinder allocation which is not supported under OS/VS.
- 28 An OPEN macro instruction was issued for a direct access data set, UNIT = SYSDA, but the unit already contained 127 users, the maximum number.

*System Action:* The task is terminated unless the error is to be ignored as specified in the DCB ABEND exit routine.

*Programmer Response:* Probable user error. Correct the errors causing the abnormal termination as indicated by the return code in the message text. Rerun the job.

*Problem Determination:* Table I, items 1, 4, 5a, 16, 29. Table II, Format 3.

**IEC144I 313-rc,mod,jjj,sss,ddn[-#],ddd,ser,dsn**

*Explanation:* The error occurred during execution of an OPEN macro instruction for a data set on a direct access device. In the message text, 313-rc associates this message with system completion code 313 and with return code rc. Other fields in the message text are:

jjj  
 job name  
 sss  
 step name

ddn[-#]  
 DDname (followed by a concatenation number if it is part of a concatenation and not the first DD statement in the concatenation).

ddd  
 device address  
 ser  
 volume serial number

mod  
 The name of the module in which the error occurred.

dsn  
 data set name

The values of rc and their meanings are as follows:

Return

Code Meaning

- 04 An I/O error occurred reading a format 2 or format 3 DSCB.

*System Action:* The task is terminated unless the error is to be ignored as specified in the DCB ABEND exit routine.

*Programmer Response:* If an I/O error has occurred, a defective volume or device may be the cause. You should save the output from the failing job to aid in the analysis of the problem.

Rerun the job specifying a different volume or device. If a scratch volume was being used when the I/O error occurred, request a different volume. If that does not solve the problem, request a different device in the UNIT parameter of the DD statement. If a specific volume is needed, try requesting a different device in the UNIT parameter of the DD statement. Rerun the job.

*Problem Determination:* Table I, items 1, 4, 5a, 16, 29. Table II, Format 3.

**IEC145I 413-rc,mod,jjj,sss,ddn[-#],ddd,ser,dsn**

*Explanation:* The error occurred during execution of an OPEN macro instruction for a data set on magnetic tape or on a direct access device. In the message text, 413-rc associates this message with system completion code 413 and with return code rc. Other fields in the message text are:

jjj  
 job name  
 sss  
 step name  
 ddn[-#]  
 DDname (followed by a concatenation number if it is part of a concatenation and not the first DD statement in the concatenation).

ddd  
 device address  
 ser  
 volume serial number

mod  
 The name of the module in which the error occurred if it is available.

dsn  
 data set name

The values of rc and their meanings are as follows:

Return

Code Meaning

- 04 No unit is available for mounting the specified volume for the data set being opened as specified by dsn. The volume already on the allocated unit as specified by ser is either permanently resident or reserved. It could not be demounted in order to mount the required volume, or the volume cannot be demounted because another DCB is open on that device or the device type is incompatible with the DSORG in the



- DCB. Specify another device in the UNIT parameter of the DD statement. This error may be due to a previous abnormal termination associated with the same unit in the same step. If so, correct the error causing the previous abnormal termination.
- 08 An I/O error occurred positioning a magnetic tape volume.
- 0C An I/O error occurred reading the volume label on a magnetic tape volume.
- 10 An I/O error occurred writing a tape mark.
- 18 The specified data set was opened for input, but no volume serial number was specified on the DD statement. A recovery attempt request may be specified in the DCB ABEND exit routine.
- 1C An OPEN macro instruction was issued for a data set, but volume sequence number on the associated DD statement was greater than the number of volumes containing the data set.
- 20 An I/O error occurred reading the volume label on a direct access volume.
- 24 An open macro instruction was issued for a data set on magnetic tape. A density was specified in the DCB DEN parameter which was incompatible with the recording density of the drive allocated to the data set. Change the DD statement to specify a tape drive with the recording density specified in the DCB macro instruction.
- 2C An error occurred during MOUNT, DEMOUNT, ACQUIRE, or RELINQUISH operation on an Mass Storage System (MSS) virtual volume. See message IEC166I.
- 30 The MSS hardware mounted a virtual volume other than the one requested.
- 34 LABEL = (n) was specified, where n is greater than 1, and vol = ser was not specified for a tape data set.

*System Action:* The task is terminated unless the error is to be ignored as specified in the DCB ABEND exit routine.

*Programmer Response:* Probable user error unless an I/O error has occurred. Correct the errors causing abnormal termination as indicated by the return code in the message text. Rerun the job.

*Problem Determination:* Table I, items 1, 4, 5a, 16, 29. Table II, Format 3.

**IEC146I 513-rc,mod,jjj,sss,ddn[-#],ddd,ser,dsn**

*Explanation:* The error occurred during execution of an OPEN macro instruction for a data set on magnetic tape. In the message text, 513-rc associates this message with system completion code 513 and with return code rc. Other fields in the message text are:

jjj job name  
 sss step name  
 ddn[-#] DDname (followed by a concatenation number if it is part of a concatenation and not the first DD statement in the concatenation).  
 ddd device address  
 ser volume serial number  
 mod The name of the module in which the error occurred.  
 dsn data set name

The values of rc and their meanings are as follows:

*Return*

*Code Meaning*

- 04 An OPEN macro instruction was issued for a magnetic tape data set allocated to a device that already has an open data set on it. Make sure that the first data set is closed before the second is opened, or allocate the second data set to a different device. This error may be due to a previous abnormal termination associated with the same unit in the same step. If so, correct the error causing the previous abnormal termination.

*System Action:* The task is terminated unless the error is to be ignored as specified in the DCB ABEND exit routine.

*Programmer Response:* Probable user error. Correct the errors causing abnormal termination as indicated by the return code in the message text. Rerun the job.

*Problem Determination:* Table I, items 1, 4, 5a, 16, 29. Table II, Format 3.

**IEC147I 613-rc,mod,jjj,sss,ddn[-#],ddd,ser,dsn**

*Explanation:* The error occurred during execution of an OPEN macro instruction for a data set on magnetic tape. In the message text, 613-rc associates this message with system completion code 613 and with return code rc. Other fields in the message text are:

jjj job name  
 sss step name  
 ddn[-#] DDname (followed by a concatenation number if it is part of a concatenation and not the first DD statement in the concatenation).  
 ddd device address  
 ser volume serial number  
 mod The name of the module in which the error occurred.  
 dsn data set name

The values of rc and their meanings are as follows:

*Return*

*Code Meaning*

- 04 An I/O error occurred positioning a magnetic tape volume.
- 08 An I/O error occurred reading a label on a magnetic tape volume.
- 0C An invalid label was read from a magnetic tape volume. Make sure that the correct volume was mounted, and that it contains standard labels. If it is the desired volume, recreate it, and rerun the job. This error may be due to a previous abnormal termination associated with the same tape since it was last mounted, possibly in a previous job or step, leaving the tape positioned improperly. If so, either correct the error causing the previous abnormal termination or reestablish the tape position by causing it to be unloaded and mounted again by the system.
- 10 An I/O error occurred writing a tape label.
- 14 An I/O error occurred writing a tape mark after the header labels.

*System Action:* The task is terminated unless the error is to be ignored or recovered as specified in the DCB ABEND exit routine.

*Programmer Response:* Probable user error unless an I/O error has occurred. Correct the errors causing abnormal

termination as indicated by the return code in the message text. Rerun the job.

*Problem Determination:* Table I, items 1, 4, 5a, 16, 29. Table II, Format 3.

**IEC148I 713-rc,mod,jjj,sss,ddn[-#],ddd,ser,dsn**

*Explanation:* The error occurred during execution of an OPEN macro instruction for a data set on magnetic tape or on a direct access device. In the message text, 713-rc associates this message with system completion code 713 and with return code rc. Other fields in the message text are:

jjj  
job name  
sss  
step name  
ddn[-#]  
DDname (followed by a concatenation number if it is part of a concatenation and not the first DD statement in concatenation).  
ddd  
device address  
ser  
volume serial number  
mod  
The name of the module in which the error occurred.  
dsn  
data set name

The values of rc and their meanings are as follows:

*Return*

*Code Meaning*

04 A data set on magnetic tape was opened for INOUT, OUTIN, OUTPUT, OUTINX, or EXTEND, but the volume contained a data set whose expiration data had not been reached. The operator replied 'M' to message IEC507D and a specific volume serial had been specified. Specify a different volume on the DD statement, or, in the case of INOUT only, open for input only by changing the OPEN macro instruction or by specifying input in the LABEL parameter of the DD statement.

08 An OPEN macro instruction was issued with INOUT for a data set on a direct access device with DISP = OLD specified on the DD statement. The expiration date on the data set had not been reached. The operator replied 'M' to message IEC507D. Specify a different volume on the DD statement, or open for input only by changing the OPEN macro instruction or by specifying input in the LABEL parameter of the DD statement.

*System Action:* The task is terminated unless the error is to be ignored as specified in the DCB ABEND exit routine.

*Programmer Response:* Probable user error. Correct the errors causing abnormal termination as indicated by the return code in the message text. Rerun the job.

*Problem Determination:* Table I, items 1, 4, 5a, 16, 29. Table II, Format 3.

**IEC149I 813-rc,mod,jjj,sss,ddn[-#],ddd,ser,dsn**

*Explanation:* The error occurred during execution of an OPEN macro instruction for a data set on magnetic tape. In the message text, 813-rc associates this message with system completion code 813 and with return code rc. Other fields in the message text are:

jjj  
job name  
sss  
step name

ddn[-#]

DDname (followed by a concatenation number if it is part of a concatenation and not the first DD statement in the concatenation).

ddd  
device address

ser  
volume serial number

mod  
The name of the module in which the error occurred.

dsn  
data set name

The values of rc and their meanings are as follows:

*Return*

*Code Meaning*

04 An OPEN macro instruction was issued for a data set on magnetic tape, but the data set name on the header label did not match that in the JFCB. Verify that the DD statement specifies the correct DSNAME and volume serial number. If they are correct, ensure that the JFCB was not incorrectly modified prior to issuing the OPEN macro.

*System Action:* The task is terminated unless the error is to be ignored or recovered as specified in the DCB ABEND exit routine.

*Programmer Response:* Probable user error. Correct the errors causing abnormal termination as indicated by the return code in the message text. Rerun the job.

*Problem Determination:* Table I, items 1, 4, 5a, 16, 29. Table II, Format 3.

**IEC150I 913-rc,mod,jjj,sss,ddn[-#],ddd,ser,dsn**

*Explanation:* The error occurred during 1) the execution of an OPEN macro instruction or during end-of-volume for a password protected data set after the operator attempted to enter a password in response to message IEC310A or 2) the execution of an OPEN macro instruction involving a checkpoint data set. In the message text, 913-rc associates this message with system completion code 913 and with return code rc. Other fields in the message text are:

jjj  
job name

sss  
step name

ddn[-#]  
DDname (followed by a concatenation number if it is part of a concatenation and not the first DD statement in the concatenation).

ddd  
device address

ser  
volume serial number

mod  
The name of the module in which the error occurred.

dsn  
data set name

The values of rc and their meanings are as follows:

*Return*

*Code Meaning*

04 An OPEN macro instruction was issued for a magnetic tape data set with American National Standard labels. The volume accessibility byte (offset X'0A') in the volume label is not blank. This indicates that the label was not written on an IBM system or that it was written by the user. If the volume accessibility byte is not blank, the tape cannot be used on an IBM system. Make sure that the correct volume is mounted. If it is

- the correct volume, it must be recreated for use on an IBM system.
- 08 An OPEN macro instruction was issued for a magnetic tape data set with American National Standard labels. The security byte in the header label was not blank and not equal to X'F1'. This means that the label was either not created on an IBM system or was created by the user. Make sure that the correct volume is mounted. If it is the correct volume, it must be recreated for use on an IBM system.
- 0C An OPEN macro instruction was issued for a password protected data set, but the operator failed to supply the correct password in response to message IEC301A or TSO message IEC113A. Supply the operator with the correct password and execute the job step again, or have the correct password added to the PASSWORD data set.
- 10 An open macro instruction was issued to the VTOC for output processing by an unauthorized job step or job-step task. The ability to open the VTOC for output is restricted to authorized job steps or job step tasks.
- 14 An OPEN macro instruction was issued to concatenate checkpoint and noncheckpoint data sets.
- 18 An OPEN TYPE = J macro instruction was issued for a magnetic tape volume. The JFCB was modified to indicate LABEL = BLP (bypass label processing) and the task was not authorized. BLP may be specified in the JCL (if the installation allows it via its reader procedure), but the JFCB may not be modified to indicate BLP unless the task is authorized.
- 1C The error occurred during execution of an OPEN TYPE = J macro instruction to a data set residing on a direct access device. The data set name supplied in the JFCB passed to OPEN was not available to the JOB as it was being used by some other JOB. Either (1) the data set was being opened for INPUT and some other job had exclusive control of the data set (either referenced the data set in a DD control statement with DISP of OLD or MOD, or issued an OPEN TYPE = J macro instruction with processing option INOUT, OUTIN, OUTPUT, OUTINX, EXTEND, or UPDATE), or (2) the data set was being opened for an option other than INPUT (INOUT, OUTIN, OUTPUT, OUTINX, EXTEND, or UPDATE: requiring exclusive control of the data set) and some other JOB was using the data set (either referenced the data set in a DD control statement, or issued an OPEN TYPE = J macro instruction).
- 20 An OPEN macro instruction was issued using the EXCP access method in which user-written appendages were required. The appendage names were not included in the SYS1.PARMLIB member IEAAPPO0, and the program issuing the OPEN was not authorized either under APF, or by being in a system protect key (0-7).
- 28 An OPEN macro instruction was issued for a checkpoint data set. The data set organization was not BPAM or BSAM and the task was not authorized via the authorized program facility (APF).
- 2C An OPEN or OPEN TYPE = J macro instruction was issued to an ISAM data set defined by two or three DD statements. Either 1) the data set names coded in the DD statements were not all the same, or 2) the JFCB passed to OPEN TYPE = J has a data set name different from that coded in the DD statements. All the DD statements for an ISAM data set must contain the same data set name. If an OPEN TYPE = J macro instruction is issued to a DDname referencing an ISAM data set which is defined by two or three DD statements, the data set name cannot be altered from that coded in the DD statement, because the JFCBs for the other DD statements cannot be similarly altered.
- 30 An OPEN macro instruction was issued to write a data set on a magnetic tape containing one or more previous data sets. The protection mode of the data set to be written was different than the protection mode of the previous data set.
- System Action:* The task is terminated unless the error is to be ignored (unless the return code is 0C which cannot be ignored) as specified in the DCB ABEND exit routine.
- Programmer Response:* Probable user error. Correct the errors causing abnormal termination as indicated by the return code in the message text. Rerun the job.
- If rc is 14, redefine the concatenated data sets such that only checkpoint or only noncheckpoint data sets are in the concatenation.
- If rc is 18, probable user error. Unless your task is authorized, do not modify the JFCB to indicate BLP.
- If rc is 1C, probable user error. If an OPEN TYPE = J macro instruction is issued to a data set not referenced in a DD control card, the normal procedures for data set protection are not performed when the JOB is initiated, but must be performed at OPEN time when no recovery is possible. The issuer of such an OPEN TYPE = J must ensure that no other JOB is processing the data set in a manner which is in conflict with the processing requested by the OPEN macro instruction. This can best be accomplished by not using the OPEN TYPE = J macro instruction to open to a data set which is not already referenced in a DD control statement, and not opening with a processing option of INOUT, OUTIN, OUTPUT, OUTINX, EXTEND, or UPDATE unless the DD control statement indicates DISP = OLD or DISP = MOD.
- If rc is 28, redefine the data set organization to BPAM or BSAM or authorize the program issuing the OPEN macro instruction under APF.
- If rc is 2C, correct the data set name on the DD statement or do not alter the data set name in the JFCB before issuing the OPEN TYPE = J macro instruction.
- If rc is 30, all data sets on a tape volume must have the same security level. Change the requested security level to match the previous data sets and rerun the job.
- Problem Determination:* Table I, items 1, 4, 5a, 16, 29. Table II, Format 3.
- IEC151I A13-rc,mod,jjj,sss,ddn[-#],ddd,ser,dsn**
- Explanation:* The error occurred during execution of an OPEN macro instruction for a data set on magnetic tape. In the message text, A13-rc associates this message with system completion code A13 and with return code rc. Other fields in the message text are:
- jjj job name  
 sss step name  
 ddn[-#] DDname (followed by a concatenation number if it is part of a concatenation and not the first DD statement in the concatenation).  
 ddd device address  
 ser volume serial number  
 mod The name of the module in which the error occurred.  
 dsn data set name

The values of rc and their meanings are as follows:

Return

Code	Meaning
04	An unexpected load point was encountered while positioning a tape. For NL tape this is probably a user error associated with the use of multivolume multifile NL tape. Check the file sequence number and whether the tape was demounted during the job.
08	The requested file sequence number is less than that of the first file on the SL or AL tape during an open to the start of the file. Probable user error. Check the file sequence number and volume serial numbers.
0C	The requested file sequence number is less than that of the first file on the SL or AL tape during an open to the end of a file. Probable user error. Check the file sequence number and volume serial numbers.
10	A tape mark was read instead of a HDR1 label while forward spacing to the desired file on an SL or AL tape. Thus, the multifile tape ends before the desired file. When positioning to the end of file 1, this means the vol label is followed by a tape mark. Probable user error. Check the file sequence number and volume serial numbers and that the job that wrote the tape wrote all the files.
14	A tape mark was read instead of HDR1 label while opening for input to the start of the desired file on an SL or AL tape. Thus, the tape ends just before the desired file. Probable user error. Check the file sequence number and volume serial numbers and that the job that wrote the tape wrote all the files.
18	An EOVI label was read on the last SL or AL tape volume while forward spacing to the desired file or just before the desired file. If opening to the end of the file, it could not be treated as the end of the data set because it was for a previous file sequence number. Probable user error. Check the volume serial numbers and file sequence number.

*System Action:* The task is terminated unless the error is to be ignored as specified in the DCB ABEND exit routine.

*Programmer Response:* Probable user error. Correct the errors causing abnormal termination as indicated by the return code in the message text. Rerun the job.

*Problem Determination:* Table I, items 1, 4, 5a, 16, 29. Table II, Format 3.

**IEC152I B13-rc,mod,jjj,sss,ddn[-#],ddd,ser,dsn**

*Explanation:* The error occurred during execution of an OPEN macro instruction for a data set on a 1403 printer with the universal character set (UCS) special feature. In the message text, B13-rc associates this message with system completion code B13 and with return code rc. Other fields in the message text are:

jjj  
job name

sss  
step name

ddn[-#]  
DDname (followed by a concatenation number if it is part of a concatenation and not the first DD statement in the concatenation).

ddd  
device address

ser  
volume serial number

mod  
The name of the module in which the error occurred.

dsn

data set name

The values of rc and their meanings are as follows:

Return

Code	Meaning
04	An OPEN macro instruction was issued for a data set allocated to a printer. The operator replied 'CANCEL' to the message IEC122D because the UCS image could not be found in SYS1.IMAGELIB data set. Specify the correct character set type, or have the system programmer update the SYS1.IMAGELIB to include the associated UCS image and execute the job step again. During 3886 OPEN, the requested format record identifiers could not be found on SYS1.IMAGELIB.
08	An OPEN macro instruction was issued for a data set allocated to a printer. A permanent I/O error was detected when the BLDL macro instruction was issued to locate the requested UCS image in the SYS1.IMAGELIB data set.
0C	An OPEN macro instruction was issued for a data set allocated to a printer. A permanent I/O error persisted after two attempts were made to load the UCS buffer. During 3886 OPEN, a permanent I/O error occurred while loading the format record into the 3886.
10	An OPEN macro instruction was issued for a data set allocated to a printer. A permanent I/O error was detected when an attempt was made to display the character set image on the printer for visual verification.
14	An OPEN macro instruction was issued for a data set allocated to a printer. The operator replied 'CANCEL' to the message IEC121D because the wrong UCS image was displayed for visual verification. Specify the correct character set type, or have the operator mount the proper chain and execute the job step again.
18	An OPEN macro instruction was issued for a data set allocated to a printer. A permanent I/O error was detected when an attempt was made to display the FCB image on the printer for visual verification.
1C	An OPEN macro instruction was issued for a data set allocated to a printer. The operator replied 'CANCEL' to the message IEC128D because an incorrect FCB image was displayed for visual verification or forms alignment was not possible. Specify the correct FCB image-id and execute the job step again.
20	An OPEN macro instruction was issued for a data set allocated to a printer, but not enough storage was available to open SYS1.IMAGELIB. During 3886 OPEN, either the proper volume was not mounted, or a permanent I/O error occurred while reading from SYS1.IMAGELIB.
24	An OPEN macro instruction was issued for a data set allocated to a printer, but the volume containing SYS1.IMAGELIB was either not mounted or not cataloged. During 3886 OPEN, the format record identifier was not specified in the DCB or the DD statement for the data set being opened.
28	An OPEN macro instruction was issued for a data set allocated to a printer, but a permanent I/O error persisted while opening SYS1.IMAGELIB.
2C	An OPEN macro instruction was issued for a data set allocated to a printer. A permanent I/O error was detected when the BLDL macro instruction was issued to locate the requested FCB image in the SYS1.IMAGELIB data set.
30	An OPEN macro instruction was issued for a data set allocated to a printer. A permanent I/O error persisted

- after two attempts were made to load the forms control buffer.
- 34 An OPEN macro instruction was issued for a data set allocated to a printer. The operator replied 'CANCEL' to the message IEC127D because the FCB image could not be found in SYS1.IMAGELIB data set. Specify the correct FCB image-id, or have the system programmer update the SYS1.IMAGELIB to include the associated FCB image and execute the job step again.

*System Action:* The task is terminated unless the error is to be ignored as specified in the DCB ABEND exit routine.

*Programmer Response:* Probable user error unless an I/O error has occurred. Correct the errors causing abnormal termination as indicated by the return code in the message text. Rerun the job.

*Problem Determination:* Table I, items 1, 4, 5a, 16, 29. Table II, Format 3.

**IEC153I C13-rc,mod,jjj,sss,ddn[-#],ddd,ser,dsn**

*Explanation:* The error occurred during execution of an OPEN macro instruction for a concatenated partitioned or graphics data set. In the message text, C13-rc associates this message with system completion code C13 and with return code rc.

Other fields in the message text are:

jjj

job name

sss

step name

ddn[-#]

DDname (followed by a concatenation number if it is part of a concatenation and not the first DD statement in the concatenation).

ddd

device address

ser

volume serial number

mod

The name of the module in which the error occurred.

dsn

data set name

The values of rc and their meanings are as follows:

*Return*

Code	Meaning
10	An OPEN macro instruction was issued specifying OUTPUT or EXTEND for a concatenated partitioned data sets. Output data sets cannot be concatenated.

*System Action:* The task is terminated unless the error is to be ignored as specified in the DCB ABEND exit routine.

*Programmer Response:* Probable user error unless an I/O error has occurred. Correct the errors causing abnormal termination as indicated by the return code in the message text. Then submit the job again.

*Problem Determination:* Table I, items 1, 4, 5a, 16, 29. Table II, Format 3.

**IEC155I 240-rc,mod,jjj,sss,ddn[-#],ddd,ser,dsn**

*Explanation:* The error occurred during execution of a RDJFCB macro instruction. In the message text, 240-rc associates this message with system completion code 240 and with return code rc. Other fields in the message text are:

jjj

job name

sss

step name

ddn[-#]

DDname (followed by a concatenation number if it is part of a concatenation and not the first DD statement in the concatenation).

ddd

device address

ser

volume serial number

mod

The name of the module in which the error occurred.

dsn

data set name

The values of rc and their meanings are as follows:

*Return*

Code	Meaning
04	A RDJFCB macro instruction was issued, but the DCB did not contain a foundation extension block. Specify a JFCB exit in the DCB exit list. If the DCB is correct, verify that it was not modified during execution.
08	A RDJFCB macro instruction was issued, but no EXLST address was found in the DCB. Specify a JFCB exit in the DCB exit list. If the DCB is correct, verify that it was not modified during execution.
0C	A RDJFCB macro instruction was issued, but no JFCB exit was specified in the DCB exit list. Specify a JFCB exit in the DCB exit list and execute the job step again.
10	A RDJFCB macro instruction was issued, but the JFCB buffer is not within the user's storage. Correct any errors that may have caused the exit list to be incorrectly modified and execute the job step again.

*System Action:* The task is terminated unless the error is to be ignored as specified in the DCB ABEND exit routine.

*Programmer Response:* Probable user error. Correct the errors causing abnormal termination as indicated by the return code in the message text. Rerun the job.

*Problem Determination:* Table I, items 1, 4, 5a, 16, 29. Table II, Format 3.

**IEC156I 03D-rc,mod,jjj,sss,ddn[-#],ddd,ser,dsn**

*Explanation:* The error occurred during execution of a QISAM or BISAM OPEN macro instruction or a BDAM OPEN macro instruction. In the message text, 03D-rc associates this message with system completion code 03D and with return code rc. Other fields in the message text are:

jjj

job name

sss

step name

ddn[-#]

DDname (followed by a concatenation number if it is part of a concatenation and not the first DD statement in the concatenation).

ddd

device address

ser

volume serial number

mod

The name of the module in which the error occurred.

dsn

data set name

The values of rc and their meanings are as follows:

*Return*

Code	Meaning
04	An OPEN macro instruction was issued for an indexed sequential or direct data set. The volume serial numbers on the DD statement were not specified in the same order that the data set was created. Change the JCL respecifying the volume serial numbers in the correct order.

- 08 An OPEN macro instruction was issued for an indexed sequential data set. The first volume of the data set does not have a format2 DSCB.
- OC An OPEN macro instruction was issued for a direct data set. The data set has an indexed sequential organization.

*System Action:* The task is terminated unless the error is to be ignored as specified in the DCB ABEND exit routine.  
*Programmer Response:* Probable user error. Correct the errors causing abnormal termination as indicated by the return code in the message text. Rerun the job.  
*Problem Determination:* Table I, items 1, 4, 5a, 16, 29. Table II, Format 3.

**IEC157I C13-rc,mod,jjj,sss,ddn[-#],ddd**

*Explanation:* The error occurred during the execution of an OPEN macro instruction for a graphic data control block. In the message text, C13-rc associates this message with system completion code C13 and return code rc. Other fields in the message text are:

jjj  
 job name

sss  
 step name

ddn[-#]  
 DDname (followed by a concatenation number if it is part of a concatenation and not the first DD statement in the concatenation).

ddd  
 device address

mod  
 The name of the module in which the error occurred.

The values of rc and their meanings are as follows:

Return Code	Meaning
04	The current task attempted to open a device that was previously opened and not closed.

*System Action:* The task is terminated unless the error is to be ignored as specified in the DCB ABEND exit routine.  
*Programmer Response:* Probable user error. Correct the errors causing the abnormal termination as indicated by the return code in the message text. Rerun the job.  
*Problem Determination:* Table I, items 1, 5a, 13, 23, 29. Table II, Format 3.

**IEC158I D13-rc,mod,jjj,sss,ddn[-#],ddd**

*Explanation:* The error occurred during the execution of an OPEN macro instruction for a graphic data control block. In the message text, D13-rc associates this message with system completion code D13 and return code rc. Other fields in the message text are:

jjj  
 job name

sss  
 step name

ddn[-#]  
 ddname (followed by a concatenation number if it is part of a concatenation and not the first DD statement in the concatenation).

ddd  
 device address

mod  
 The name of the module in which the error occurred.

The values of rc and their meanings are as follows:

Return Code	Meaning
04	The data control block (DCB) was associated with a device other than a graphic device. The device was specified by the name subparameter of the UNIT parameter of the DD statement for the graphic data set.

*System Action:* The task is terminated unless the error is to be ignored as specified in the DCB ABEND exit routine.  
*Programmer Response:* Probable user error. Correct the errors causing the abnormal termination as indicated by the return code in the message text. Rerun the job.  
*Problem Determination:* Table I, items 1, 5a, 13, 23, 29. Table II, Format 3.

**IEC159I E13-rc,mod,jjj,sss,ddn[-#],ddd**

*Explanation:* The error occurred during the execution of an OPEN macro instruction for a graphic data control block. In the message text, E13-rc associates this message with system completion code E13 and return code rc. Other fields in the message text are:

jjj  
 job name

sss  
 step name

ddn[-#]  
 ddname (followed by a concatenation number if it is part of a concatenation and not the first DD statement in the concatenation).

ddd  
 device address

mod  
 The name of the module in which the error occurred.

The values of rc and their meanings are as follows:

Return Code	Meaning
04	The GNCP byte in the DCB contained a value outside the acceptable range of 1 to 99. The GNCP byte count determines the maximum number of I/O macro instructions that may be issued before a WAIT macro instruction is issued.

*System Action:* The task is terminated unless the error is to be ignored as specified in the DCB ABEND exit routine.  
*Programmer Response:* Probable user error. Correct the errors causing the abnormal termination as indicated by the return code in the message text. Rerun the job.  
*Problem Determination:* Table I, items 1, 5a, 13, 23, 29. Table II, Format 3.

**IEC161I rc[(sfi)]-ccc,jjj,sss,ddn,ddd,ser,xxx,dsn,cat**

*Explanation:* An error occurred during the execution of an OPEN macro instruction for a VSAM data set. In the message text, rc indicates the specific error that occurred. Other fields in the message text are:

(sfi) subfunction information (error information returned by another subsystem or component). This field appears only for certain error codes, and its format is shown with those codes to which it applies.

ccc  
 function code:

Function Code	Operation being performed when error was detected
001	Initialize for catalog interface processing.
002	Determine which data sets are associated with data set name on DD statement, determine catalog, and check password.
003	Determine data set attributes.
004	Get volume information.

005 Update 'open' indicator in catalog.  
 006 Update catalog when data set is being closed.  
 007 Retrieve volume time stamp.  
 008 Record management catalog update.  
 009 Update preformat indicator in catalog.  
 010 Retrieve 44-byte cluster name.  
 011 Retrieve 44-byte elementary data set name.  
 020 Initialize for mounting and verify volume.  
 021 Check volume time stamp.  
 022 Handle messages.  
 023 Mount volume.  
 030 Initialize for SMF processing.  
 031 Build SMF record.  
 040 Initialize for Staging.  
 041 Build UCB list  
 042 Build list for ACQUIRE/RELINQUISH (stage/destage).  
 043 Issue ACQUIRE or RELINQUISH.  
 050 Initialize for building control blocks.  
 051 Determine number of buffers needed.  
 052 Build buffers.  
 053 Build control blocks.  
 054 Build string block.  
 060 Initialize for open of a cluster.  
 061 Locate data set attributes and validity check.  
 062 Volume processing.  
 063 Preformat extent.  
 070 Initialize for building channel program.  
 071 Build channel program area.  
 080 Return from catalog ACB processor.  
 081 Initialize for VSAM Open processing.  
 082 Verify ACB.  
 083 Fix control blocks in real storage.  
 084 Allow subtasks to share data set.  
 085 Mount and verify volumes.  
 086 Preformat extent.  
 087 Connect base.  
 088 Open base cluster.  
 089 Open upgrade alternate index.  
 090 Open path alternate index.  
 093 Build dummy DEB.  
 095 Open termination.  
 096 Open error cleanup.

iii  
 job name  
 sss  
 step name  
 ddn  
 DDname  
 ddd  
 device address, if the error is related to a specific device  
 ser  
 volume serial number if the error is related to a specific volume  
 xxx  
 name of cluster that contains the data set being processed when the error was detected, or when not available, the DSNNAME specified on the DD statement indicated in the ACB.  
 dsn  
 name of the data set being processed when the error was detected  
 cat  
 catalog name

Note: Any missing field is indicated by a comma.  
 The values of rc and their meanings are as follows:

Return  
 Code Meaning  
 04 One of the following errors occurred while opening a VSAM master/user catalog:  
 A. No space is available for work area.  
 B. Unable to mount required volume.  
 C. I/O error occurred while reading the catalog cluster record or the format one/format four DSCB.  
 D. The format one DSCB/catalog cluster record is invalid.  
 E. User supplied catalog name does not match catalog true name entry.  
 20 Not enough virtual storage was available for work areas, buffers, or control blocks.  
 22 An I/O error occurred while I/O requests were being completed.  
 28 The requested master or user catalog does not exist or is not open.  
 The (sfi) field in the message is of the form (rc,crs,cmi) where:  
 rc catalog return code  
 crs catalog reason code  
 cmi catalog module name that detected the error.  
 See message IDC3009I for a listing of these catalog return codes and reason codes.  
 32 The catalog record for the data set being opened was not found.  
 The (sfi) field in the message is of the form (rc,crs,cmi) where:  
 rc catalog return code  
 crs catalog reason code  
 cmi catalog module name that detected the error.  
 See message IDC3009I for a listing of these catalog return codes and reason codes.  
 36 An I/O error was detected while the system was reading or writing a catalog record.  
 The (sfi) field in the message is of the form (rc,crs,cmi) where:  
 rc catalog return code  
 crs catalog reason code  
 cmi catalog module name that detected the error.  
 See message IDC3009I for a listing of these catalog return codes and reason codes.  
 37 An unexpected return code was returned by the catalog routines.  
 The (sfi) field in the message is of the form (rc,crs,cmi) where:  
 rc catalog return code  
 crs catalog reason code  
 cmi catalog module name that detected the error.  
 See message IDC3009I for a listing of these catalog return codes and reason codes.  
 38 OPEN encountered an empty path alternate index.  
 39 OPEN encountered an empty upgrade alternate index.  
 40 The data set being opened is security-protected, and the OPEN routine was unable to validate your password.  
 The (sfi) field in the message is of the form (rc,crs,cmi) where:  
 rc catalog return code  
 crs catalog reason code  
 cmi catalog module name that detected the error.  
 See message IDC3009I for a listing of these catalog return codes and reason codes.  
 41 The buffer space specified is not consistent with the buffer requirements of the data set.  
 44 User buffering was specified in the MACRF field of the ACB, but processing other than control-interval was also specified.  
 45 An unusable data set was opened for input.  
 46 An unusable data set was opened for output.  
 47 The ACB specifies improved control interval processing and data set attributes are not consistent with this mode of access. One of the following errors was detected:

- Physical blocksize was not equal to control interval size.
  - The data set was not an entry-sequenced data set or the data/index component of a key-sequenced data set.
  - The data set was an index with IMBED or REPLICATE specified.
- 48 Reset was specified in the ACB for the index or data component of a key-sequenced data set.
- 49 The ACB MACRF indicates improved control interval processing, and open is for create mode.
- 50 The OPEN routine was unable to fix in real storage the access method control blocks for the data set being opened.
- 52 The OPEN routine was unable to get the resource the system requested for the data set being opened. The resource was being used by another task in the system.
- 54 The ACB indicated keyed accessing, but the data set is not a key-sequenced data set.
- 56 The last request to close this data set was not completed successfully. A previous VSAM job may have terminated abnormally and left the data set open. This is a *normal* message for system data set during IPL.
- 58 The time stamp for the index is less than the time stamp for the data set. This could occur if the data set was updated without the index being open.
- 59 The time stamp for the volume does not match the time stamp in the catalog entry for the data set and the data set is opened for input. This may mean the cluster existing on the volume is not accurately described in the catalog.
- 60 The time stamp for the volume does not match the time stamp in the catalog entry for the data set and the data set is opened for output.
- 68 The device type specified in the DD statement is not consistent with the device type indicated in the catalog record for the data set.
- 72 The data set was empty, but the ACB for the data set did not indicate that it was open for output.
- 76 The access method control block opened was not associated with a valid data set.
- 80 The data set was opened for CREATE processing (empty data set and ACB indicates output) and the number of strings specified is greater than one.
- 84 Reset was specified for a non-reusable data set, and the data set was not empty.
- 88 Reset was specified against a real path.
- 90 MSS MOUNT error. The (sfi) field contains the return code from MSS; for these codes, see *OS/VS Message Library: Mass Storage System (MSS) Messages, GC38-1000*.
- 92 MSS ACQUIRE error. The (sfi) field contains the return code from MSS; for these codes see *OS/VS Message Library: Mass Storage System (MSS) Messages*.
- 94 MSS unable to bind. The (sfi) field contains the return code from MSS; for these codes, see *OS/VS Message Library: Mass Storage System (MSS) Messages*.
- 116 The system detected an I/O error while reading the volume label and format-4 DSCB.
- 120 The ACB specifies LSR or GSR and the control interval size of the data set exceeds the size of the largest buffer specified in the BLDVRP macro.
- 124 The ACB indicates LSR and the VSAM Shared Resource Table (VSRT) does not exist.
- 136 The ACB specifies LSR and RESET. These are inconsistent parameters.
- 140 The ACB specifies LSR or GSR in conjunction with improved control-interval processing.
- 144 The ACB specifies LSR or GSR in conjunction with user buffering.
- 148 The ACB specifies GSR and the caller is not in key 0 or key 7 or and supervisor state.
- 152 The ACB specifies LSR or GSR and the data set requires create processing.
- 156 The ACB specifies LSR or GSR and the key length of the data set exceeds the BLDVRP 'MAXKEY' specification.
- 164 The ACB specifies LSR or GSR in conjunction with DFR (defer) and the data set share option is 4.
- 168 A catalog recovery area (CRA) volume was not mounted and verified.
- 172 The format-4 DSCB indicates the volume is unusable.
- 188 The ACB specifies system data set in conjunction with LSR or GSR.
- 192 The ACB specifies system data set which does not support path or upgrade processing.

**System Action:** Processing associated with the OPEN macro instruction is terminated for the data set in error, except for return codes 39, 45, 56, 58, 59, 90 and 94, for which processing continues to completion. OPEN processing continues whenever the error flag in the ACB (access method control block) for the data set is less than 128. The error flags are set to a value depending on the return code, as follows:



Return

Code	ACB Error Flag
04	132
20	136
22	184
28	180
32	148
36	144
37	148
38	196
39	100
40	152
41	160
44	160
45	096
46	192
47	160
48	160
49	224
50	176
52	168
54	160
56	116
58	108
59	104
60	240
68	160
72	160
76	188
80	160
84	232
88	160
90	0
92	236
94	0
116	164
120	220
124	228
136	160
140	160
144	160
148	204
152	212
156	216
164	160
168	244
172	200
188	160
192	160



See *OS/VS Virtual Storage Access Method (VSAM) Programmer's Guide* for an explanation of the ACB error flags.

**Programmer Response:** The response depends on the value of rc:

**Return**

**Code Meaning**

- |    |   |     |  |
|----|---|-----|--|
| 04 | A.Rerun the job.<br>B.Make sure a unit is available to mount/demount. Rerun the job.<br>C.Rerun the job.<br>D.See problem determination at end of return code/programmer response explanation.<br>E.Make sure correct catalog name is supplied. Rerun the job. If error persists, proceed as per item D above.                    | 54  | Make sure that the type of accessing indicated in the ACB is consistent with the data set being opened.  |
| 20 | Specify a larger REGION parameter and rerun the job. For information on possible region size limitation, see section, "Limiting User Region Size - IEALIMIT," in <i>OS/VS2 System Programming Library: Job Management</i> .   | 56  | You can ignore the warning and attempt to process the data set, but the results will be unpredictable. Use the Access Method Services VERIFY command to make sure the end-of-file marker in the data set entry in the catalog is correct.  |
| 22 | Specify a different device for the volume causing the error and rerun the job.  | 58  | You can continue to process the data set, but errors may occur if the data set and index do not correspond.  |
| 28 | Make sure that the correct catalog is open by specifying it in the JOBCAT or STEPCAT DD statement, and rerun the job.   | 59  | You can continue to process the data set, but the results are unpredictable. The volume contents do not correspond with the catalog contents for that volume. If the volume contents are most current then the catalog should be restored. For further information on catalog recovery, see <i>OS/VS2 Access Method Services</i> . |
| 32 | Ensure that the data set entry is contained in the master catalog or a user catalog specified in a JOBCAT or STEPCAT DD statement. You can run the Access Method Services LISTCAT function to list the data set entries contained in a specific catalog.  | 60  | The volume contents do not correspond with the catalog contents for that volume. If the volume contents are most current then the catalog should be restored. For further information on catalog recovery, see <i>OS/VS2 Access Method Services</i> .  |
| 36 | Specify a different device for the catalog that caused the problem, and rerun the job.  | 68  | Change the DD statement to indicate the same device type as the catalog record for the data set.   |
| 37 | Rerun the job. If the error persists, restore the catalog and all volumes controlled by it from synchronized restore tapes.   | 72  | Change the MACRF parameter in the ACB to indicate output.  |
| 38 | Use the Access Method Services BLDINDEX command to build the alternate index defined under the path that the OPEN was issued against.   | 76  | Correct the error and resubmit the job. (The use of VSAM Open to open a page space data set is not allowed.)   |
| 39 | Although processing continues, the empty upgrade alternate index is not opened. You can ignore the warning and process the base data set, but the empty upgrade alternate index will not be updated to reflect changes in the base data set. Use the Access Method Services BLDINDEX command to build an upgrade alternate index. | 80  | Correct the error and resubmit the job.  |
| 40 | Make sure that the correct password was supplied in the ACB or by the system or TSO terminal operator. Use the access method services LISTCAT command to list the passwords for each data set in a catalog. (The master password for the catalog is needed to do this.)   | 84  | Correct the indicated error and resubmit the job.  |
| 41 | Make sure that the buffer space specified is large enough to contain the data and index buffers required to process the data set for the specified number of concurrent multiple requests.  | 88  | Correct the error and resubmit the job.  |
| 44 | Change the ACB so that only control-interval processing is specified if user buffering is specified.  | 90  | This is a hardware error. Proceed as directed under the MSS return code.   |
| 45 | You can ignore the warning and try to process the data set but the results are unpredictable. To make the data set usable, use the Access Method Services IMPORT command to load a backup copy of the data set, or delete and reload the data set.  | 92  | This is a hardware error. Proceed as directed under the MSS return code.   |
| 46 | Use the Access Method Services IMPORT command to load a backup copy of the data set, or delete and reload the data set.   | 94  | You may ignore the warning. However, increased system running time is likely to result. To remedy this, proceed as directed under the MSS return code.   |
| 47 | Correct the indicated error and rerun the job.  | 116 | Mount the volume on which the error occurred on a different device, and rerun the job. If the problem recurs, restore the catalog and all volumes defined by it from synchronized restore tapes.   |
| 48 | Correct the indicated error and rerun the job.  | 120 | The largest buffer size in the BLDVRP macro must be increased, and the job rerun.  |
| 49 | Correct the indicated error and rerun the job.  | 124 | The BLDVRP macro has probably not been issued or a failure was detected in BLDVRP. Make sure the BLDVRP macro was executed correctly before trying to open the ACB with LSR specified.   |
| 50 | Rerun the job.  | 136 | Correct the indicated error and rerun the job.   |
| 52 | Ensure the availability of the resource by means of DD statements, and rerun the job.   | 140 | Change the ACB so that improved control-interval processing is not specified with LSR or GSR, and rerun the job.   |
|    |   | 144 | Change the ACB so that LSR or GSR is not specified with user buffering and rerun the job.  |
|    |   | 148 | Correct the indicated error and rerun the job.   |
|    |   | 152 | Change the ACB so that LSR or GSR is not specified when the data set is opened for create, and rerun the job.  |
|    |   | 156 | The length of MAXKEY in the BLDVRP macro must be increased, and the job rerun.   |
|    |   | 164 | If LSR or GSR and DFR are specified in the ACB, the data set share option must be changed to 1, 2, or 3.   |
|    |   | 168 | Ensure that a DD statement is provided for a catalog recovery area volume.   |
|    |   | 172 | Use the Access Method Services CONVERTV command to restore the unusable volume. Then rerun the job.  |

**Problem determination:** Table I, items 1, 5a, 13, 16, 29.

**IEC162I SETPRT FAILURE IN OPEN FOR UNIT ddd, 3800  
PRINTER.  
R15 = hhh R0 = h**

*Explanation:* An error was detected during SETPRT processing for IBM 3800 printing subsystem device ddd. In the message text, a 3-byte hexadecimal return code contained in register 15, and a 1-byte hexadecimal reason code contained in register 0 identify the failure. For an explanation of the return and reason codes, see the SETPRT macro instruction in *OS/VS Data Management Macro Instructions*.

*System Action:* Processing associated with the OPEN macro instruction is terminated, and message IEC141I is issued with system completion code 013 and return code CC specified.

*Programmer Response:* Probable user error. Correct the setup requirements for the 3800, and rerun the job.

*Problem Determination:* Table I, items 1, 3, 5a, 29.

**IEC163A L ddd,cccc,LOAD FORMS OVERLAY FRAME**

*Explanation:* This message indicates that forms overlay frame cccc must be loaded in IBM 3800 Printing Subsystem device ddd.

*System Action:* IBM 3800 Printing Subsystem processing does not continue until the operator responds to this message.

*Operator Response:* Load forms overlay frame cccc into device ddd; then, enter REPLY xx,'LOAD' or REPLY xx,'L'.

If forms overlay frame cccc cannot be loaded, enter REPLY xx,'CANCEL' or REPLY xx,'C'. In this case, a return code of X'28' is placed in register 15 to be passed to the requestor of the SETPRT function.

**IEC164A ddd,THREAD { SHEET STACKER  
CONTINUOUS FORM STACKER }**

*Explanation:* This message is a request to change the paper threading on IBM 3800 Printing Subsystem device ddd so that the output will go into the burster-trimmer-stacker or the continuous form stacker, as indicated in the message text.

*System Action:* IBM 3800 Printing Subsystem processing does not continue until the operator responds to this message.

*Operator Response:* If you perform the requested action and wish to continue, enter REPLY xx,'PROCEED' or REPLY xx,'P'.

If you do not perform the requested action but wish to continue, enter REPLY xx,'PROCEED' or REPLY xx,'P'. In this case, device ddd uses whatever output stacker unit it is threaded to.

If you cannot satisfy the requested action, enter REPLY xx,'CANCEL' or REPLY xx,'C'. In this case, the system terminates its current SETPRT operation for device ddd. In addition, a return code of X'2C' is placed in register 15 to be passed to the requestor of the SETPRT function.

**IEC166I jji,ser[,ddd] MSS FAILURE IN func. CODE = hhh.**

*Explanation:* The error occurred while the Mass Storage System (MSS) communications routine (SVC 126) was processing a request from OPEN. The fields of the message text are:

jjj job name  
ser volume serial number  
ddd device address  
func MOUNT, DEMOUNT, ACQUIRE, or RELINQUISH

hhh

return code from SVC 126. See *OS/VS Message Library: VS2 System Codes, GC38-1008*, for the values of hhh and their meanings.

*System Action:* A 413-2C abend is requested.

*Programmer Response:* See *OS/VS Message Library: VS2 System Codes, GC38-1008*, for the programmer responses to each return code.

*Problem Determination:* See *OS/VS Message Library: VS2 System Codes, GC38-1008*.

**IEC167I ddd NO SETPRT OPTIONS SPECIFIED FOR 3800  
DEVICE**

*Explanation:* The SETPRT parameter list did not contain any options that apply to IBM 3800 Printing Subsystem device ddd.

*System Action:* No action is performed by the SETPRT SVC routine. A return code of X'00' is placed in register 15, and control is returned to the caller.

*Programmer Response:* Probable user error. Provide a SETPRT parameter list containing options applicable to the IBM 3800 Printing Subsystem.

*Problem Determination:* Table I, items 1, 3, 15.

**IEC203I 031-rc,jjj,sss,ddn[-#],ddd,ser,dsn**

*Explanation:* An input/output error occurred during execution of a QISAM CLOSE macro instruction issued by task termination (the problem program returned control to the supervisor without issuing a CLOSE macro instruction). In the message text, 031-rc associates this message with system completion code 031 and with return code rc. Other fields in the message text are:

jjj job name  
sss step name  
ddn[-#] DDname (followed by a concatenation number if it is part of a concatenation and not the first DD statement in the concatenation).  
ddd device address  
ser volume serial number  
dsn data set name

The values of rc and their meanings are as follows:

Return

Code Meaning

04 An input/output error occurred during execution of a CLOSE macro instruction for an ISAM data set opened for QISAM mode while task termination was in progress.

*System Action:* The task is terminated and no SYNAD exit is taken because the user program did not execute a CLOSE macro instruction for the ISAM data set opened for QISAM processing prior to returning control to the supervisor.

*Programmer Response:* If the task was in the process of loading the ISAM data set, the data set must be reloaded. If the task was updating records (QISAM scan mode), any records waiting to be rewritten when the error occurred will not be rewritten. To ensure that the SYNAD routine gets control, issue a CLOSE macro instruction for the ISAM data set prior to returning control to the supervisor.

*Problem Determination:* Table I, items 1, 3, 5a, 15, 29.

**IEC210I 214-rc,mod,jjj,sss,ddn[-#],ddd,ser,dsn**

*Explanation:* The error occurred during execution of a CLOSE macro instruction for a data set on magnetic tape. In the message text, 214-rc associates this message with system completion code 214 and with return code rc. Other fields in the message text are:

jjj

job name

sss

step name

ddn[-#]

DDname (followed by a concatenation number if it is part of a concatenation and not the first DD statement in the concatenation).

ddd

device address

ser

volume serial number

mod

The name of the module in which the error occurred.

dsn

data set name

The values of rc and their meanings are as follows:

*Return*

*Code Meaning*

04 A I/O error occurred reading a user label on magnetic tape.

08 A I/O error positioning a magnetic tape volume during execution of a CLOSE macro instruction.

*System Action:* The task is terminated unless the error is to be ignored as specified in the DCB ABEND exit routine.

*Programmer Response:* If an I/O error has occurred, a defective volume or device may be the cause. Save the output from the failing job to aid in the analysis of the problem.

Rerun the job specifying a different volume or device. If a scratch volume was being used when the I/O error occurred,

request a different volume. If that does not solve the problem, request a different device in the UNIT parameter of the DD statement. If a specific volume is needed, try requesting a different device in the UNIT parameter of the DD statement. Rerun the job.

*Problem Determination:* Table I, items 1, 4, 5a, 16, 29. Table II, Format 3.

**IEC211I 314-rc,mod,jjj,sss,ddn[-#],ddd,ser,dsn**

*Explanation:* The error occurred during the execution of a CLOSE macro instruction for a data set on a direct access device. In the message text, 314-rc associates this message with system completion code 314 and with return code rc. Other fields in the message text are:

jjj

job name

sss

step name

ddn[-#]

DDname (followed by a concatenation number if it is part of a concatenation and not the first DD statement in the concatenation).

ddd

device address

ser

volume serial number

mod

The name of the module in which the error occurred.

dsn

data set name

The values of rc and their meanings are as follows:



Return

Code	Meaning
04	A I/O error occurred reading a DSCB for a data set on a direct access device during execution of a CLOSE macro instruction.
08	A I/O error occurred reading a format1 DSCB during execution of a CLOSE macro instruction and standard user labels were specified.

**System Action:** The task is terminated unless the error is to be ignored as specified in the DCB ABEND exit routine.  
**Programmer Response:** If an I/O error has occurred, a defective volume or device may be the cause. Save the output from the failing job to aid in the analysis of the problem. Rerun the job specifying a different volume or device. If a scratch volume was being used when the I/O error occurred, request a different volume. If that does not solve the problem, request a different device in the UNIT parameter of the DD statement. Rerun the job.

**Problem Determination:** Table I, items 1, 4, 5a, 16, 29. Table II, Format 3.

**IEC212I 414-rc,mod,ijj,sss,ddn[-#],ddd,ser,dsn**

**Explanation:** The error occurred during execution of a CLOSE macro instruction for a data set on a direct access device. In the message text, 414-rc associates this message with system completion code 414 and with return code rc. Other fields in the message text are:

ijj	job name
sss	step name
ddn[-#]	DDname (followed by a concatenation number if it is part of a concatenation and not the first DD statement in the concatenation).
ddd	device address
ser	volume serial number
mod	The name of the module in which the error occurred.
dsn	data set name

The value of rc and its meaning is as follows:

Return

Code	Meaning
04	A I/O error occurred writing a DSCB during execution of a CLOSE macro instruction.

**System Action:** The task is terminated unless the error is to be ignored as specified in the DCB ABEND exit routine.  
**Programmer Response:** If an I/O error has occurred, a defective volume or device may be the cause. Save the output from the failing job to aid in the analysis of the problem. Rerun the job specifying a different volume or device. If a scratch volume was being used when the I/O error occurred, request a different volume. If that does not solve the problem request a different device in the UNIT parameter of the DD statement. If a specific volume is needed, try requesting a different device in the UNIT parameter of the DD statement. Rerun the job.

**Problem Determination:** Table I, items 1, 4, 5a, 16, 29. Table II, Format 3.

**IEC214I 614-rc,mod,ijj,sss,ddn[-#],ddd,ser,dsn**

**Explanation:** The error occurred during execution of a CLOSE macro instruction for a data set on a direct access device. In

the message text, 614-rc associates this message with system completion code 614 and with return code rc. Other fields in the message text are:

ijj	job name
sss	step name
ddn[-#]	DDname (followed by a concatenation number if it is part of a concatenation and not the first DD statement in the concatenation).
ddd	device address
ser	volume serial number
mod	The name of the module in which the error occurred.
dsn	data set name

The values of rc and their meanings are as follows:

Return

Code	Meaning
04	A I/O error occurred writing a file mark for a data set on a direct access device during execution of a CLOSE macro instruction.
08	A file mark should have been written on an output data set. The DCBFDAD field in the DCB indicated an extent number in the DEB greater than the number of extents in the data set. Consequently, it could not be determined where the file mark should have been written.

**System Action:** The task is terminated unless the error is to be ignored as specified in the DCB ABEND exit routine.  
**Programmer Response:** If an I/O error has occurred, a defective volume or device may be the cause. Save the output from the failing job to aid in the analysis of the problem. Rerun the job specifying a different volume or device. If a scratch volume was being used when the I/O error occurred, request a different volume. If that does not solve the problem request a different device in the UNIT parameter of the DD statement. If a specific volume is needed, try requesting a different device in the UNIT parameter of the DD statement. Rerun the job.  
 If return code is 08, probable user error. Make sure that the DCBFDAD field is not being invalidated before the CLOSE macro instruction is issued.

**Problem Determination:** Table I, items 1, 4, 5a, 16, 29. Table II, Format 3.

**IEC215I 714-rc,mod,ijj,sss,ddn[-#],ddd,ser,dsn**

**Explanation:** The error occurred during execution of a CLOSE macro instruction for a data set on magnetic tape. In the message text, 714-rc associates this message with system the message text are:

ijj	job name
sss	step name
ddn[-#]	DDname (followed by a concatenation number if it is part of a concatenation and not the first DD statement in the concatenation).
ddd	device address
ser	volume serial number

mod

The name of the module in which the error occurred.

dsn

data set name

The values of rc and their meanings are as follows:

Return

Code Meaning

04 An I/O error occurred writing trailer label 1 for a data set on magnetic tape during execution of CLOSE macro instruction.

08 An I/O error occurred writing trailer label 2 for a data set on magnetic tape.

0C An I/O error occurred writing a tape mark during execution of a CLOSE macro instruction.

**System Action:** The task is terminated unless the error is to be ignored as specified in the DCB ABEND exit routine.

**Programmer Response:** If an I/O error has occurred, a defective volume or device may be the cause. Save the output from the failing job to aid in the analysis of the problem.

Rerun the job specifying a different volume or device. If a scratch volume was being used when the I/O error occurred, request a different volume. If that does not solve the problem request a different device in the UNIT parameter of the DD statement. If a specific volume is needed, try requesting a different device in the UNIT parameter of the DD statement. Rerun the job.

**Problem Determination:** Table I, items 1, 4, 5a, 16, 29. Table II, Format 3.

**IEC216I A14-rc,mod,jjj,sss,ddn[-#],ddd,ser,dsn**

**Explanation:** The error occurred during execution of a CLOSE macro instruction for a data set on a direct access device. In the message text, A14-rc associates this message with system completion code A14 and with return code rc. Other fields in the message text are:

jjj

job name

sss

step name

ddn[-#]

DDname (followed by a concatenation number if it is part of a concatenation and not the first DD statement in the concatenation).

ddd

device address

ser

volume serial number

mod

The name of the module in which the error occurred.

dsn

data set name

The value of rc and its meaning is as follows:

Return

Code Meaning

04 An I/O error occurred during execution of a CLOSE macro instruction attempting a partial release of space on a direct access device.

**System Action:** The task is terminated unless the error is to be ignored as specified in the DCB ABEND exit routine.

**Programmer Response:** If an I/O error has occurred, a defective volume or device may be the cause. Save the output from the failing job to aid in the analysis of the problem.

Rerun the job specifying a different volume or device. If a scratch volume was being used when the I/O error occurred, request a different volume. If that does not solve the problem, request a different device in the UNIT parameter of the DD statement. If a specific volume is needed, try requesting a

different device in the UNIT parameter of the DD statement. Rerun the job.

**Problem Determination:** Table I, items 1, 4, 5a, 16, 29. Table II, Format 3.

**IEC217I B14-rc,mod,jjj,sss,ddn[-#],ddd,ser,dsn**

**Explanation:** The error occurred during execution of a CLOSE macro instruction for a partitioned data set opened for output to a member. In the message text, B14-rc associates this message with system completion code B14 and with return code rc. Other fields in the message text are:

jjj

job name

sss

step name

ddn[-#]

DDname (followed by a concatenation number if it is part of a concatenation and not the first DD statement in the concatenation).

ddd

device address

ser

volume serial number

mod

The name of the module in which the error occurred.

dsn

data set name

The values of rc and their meanings are as follows:

Return

Code Meaning

04 A duplicate name was found in the directory of a partitioned data set. The close routine attempted to add a member name to the directory using the STOW macro instruction, but a code of 4 was returned, indicating that the member already exists. Specify a different member name, or remove the old member name using the IEHPROGM utility, or specify DISP = MOD on the DD statement.

0C The close routine attempted to update the directory of a partitioned data set; however, a code of 12 was returned by the STOW macro instruction, indicating that there is no space left in the directory. Copy the data set to a scratch volume, reallocate space for the data set specifying more directory blocks, and then copy it back using IEBCOPY.

10 An I/O error occurred trying to update the directory of a partitioned data set.

14 The CLOSE routine attempted to update the directory of a partitioned data set; however, the DCB of the partitioned data set was not open; or opened incorrectly. Make sure the DCB is open before issuing a CLOSE.

18 Unsuccessful GETMAIN for STOW workarea when CLOSE routine attempted to update a partitioned data set. Specify a larger region and rerun the job.

**System Action:** The task is terminated unless the error is to be ignored as specified in the DCB ABEND exit routine.

**Programmer Response:** Probable user error unless an I/O error has occurred. Correct the errors causing abnormal termination as indicated by the return code in the message text. Then rerun the job.

If an I/O error has occurred, a defective volume or device may be the cause. Save the output from the failing job to aid in the analysis of the problem. Rerun the job specifying a different volume or device. If a scratch volume was being used when the I/O error occurred, request a different volume. If that does not solve the problem, request a different device in the UNIT



parameter of the DD statement. If a specific volume is needed, try requesting a different device in the UNIT parameter of the DD statement. Rerun the job.  
*Problem Determination:* Table I, items 1, 4, 5a, 16, 29. Table II, Format 3.

**IEC218I 117-rc,mod,jjj,sss,ddn[-#],ddd,ser,dsn**

*Explanation:* The error occurred during execution of a BSAM CLOSE macro instruction with a TYPE = T operand. In the message text, 117-rc associates this message with system completion code 117 and with return code rc. Other fields in the message text are:

jjj  
 job name  
 sss  
 step name  
 ddn[-#]  
 DDname (followed by a concatenation number if it is part of a concatenation and not the first DD statement in the concatenation).  
 ddd  
 device address  
 ser  
 volume serial number  
 mod  
 The name of the module in which the error occurred.  
 dsn  
 data set name

The values of rc and their meanings are as follows:

*Return Code Meaning*

- 04 An I/O error occurred writing a file mark for a data set on a direct access device during execution of a CLOSE macro instruction with a TYPE = T operand.
- 08 A CLOSE macro instruction with a TYPE = T operand was issued for a data set that was opened with the options RDBACK and LEAVE or INOUT and REREAD. An I/O error occurred in tape positioning while performing a forward space file past a tape mark.
- 10 An I/O error occurred in tape positioning during execution of a CLOSE macro instruction with a TYPE = T operand. A backspace file past the tape mark following trailer labels was being attempted.
- 14 An I/O error occurred in tape positioning attempting a rewind during execution of a CLOSE macro instruction with a TYPE = T operand. The data set was opened with the options RDBACK and LEAVE or INOUT and REREAD.
- 18 An I/O error occurred in tape positioning during execution of a CLOSE macro instruction with TYPE = T operand. A forward space file was being performed past a tape mark preceding data for a data set with standard labels opened for RDBACK.
- 1C An I/O error occurred in tape positioning during execution of a CLOSE macro instruction with a TYPE = T operand. A forward space file was being performed past a tape mark preceding data for a data set with no labels opened for RDBACK.
- 20 An I/O error occurred in tape positioning during the execution of a CLOSE macro instruction with a TYPE = T operand for a data set with no labels opened for input, or a data set with standard labels opened for output.
- 24 An I/O error occurred in tape positioning during the execution of a CLOSE macro instruction with a TYPE = T operand. A forward space file past a tape mark following the data was being attempted.

- 28 An I/O error occurred in tape positioning during execution of a CLOSE macro instruction with a TYPE = T operand. A backspace file past the tape mark following data was being attempted for a data set opened with the options INPUT and LEAVE.
- 2C An I/O error occurred in tape positioning during the execution of a CLOSE macro instruction with a TYPE = T operand. A tape mark was written following the last data record. During this operation, end-of-volume condition was encountered. The close routine attempted to backspace file past the tape mark prior to calling EOVS, and encountered an I/O error.
- 30 An I/O error occurred in tape positioning during execution of a CLOSE macro instruction attempting a backspace following user trailer label processing.
- 34 A CLOSE macro instruction with a TYPE = T operand was issued for a data set opened for output processing for which a file mark should have been written. The DCBFDAD field in the DCB indicated an extent number in the DEB greater than the number of extents in the data set. Consequently, it could not be determined where the file mark should be written.

*System Action:* The task is terminated unless the error is to be ignored as specified in the DCB ABEND exit routine.

*Programmer Response:* If an I/O error has occurred, a defective volume or device may be the cause. Save the output from the failing job to aid in the analysis of the problem. If return code is 34, probable user error. Make sure that the DCBFDAD field is not being invalidated before the CLOSE TYPE = T macro instruction is issued.

Rerun the job specifying a different volume or device. If a scratch volume was being used when the I/O error occurred, request a different volume. If that does not solve the problem, request a different device in the UNIT parameter of the DD statement. If a specific volume is needed, try requesting a different device in the UNIT parameter of the DD statement.  
*Problem Determination:* Table I, items 1, 4, 5a, 16, 29. Table II, Format 3.

**IEC220I 317-rc,mod,jjj,sss,ddn[-#],ddd,ser,dsn**

*Explanation:* The error occurred during execution of a BSAM CLOSE macro instruction with a TYPE = T operand for a data set on a direct access device. In the message text, 317-rc associates this message with system completion code 317 and with return code rc. Other fields in the message text are:

jjj  
 job name  
 sss  
 step name  
 ddn[-#]  
 DDname (followed by a concatenation number if it is part of a concatenation and not the first DD statement in the concatenation).  
 ddd  
 device address  
 ser  
 volume serial number  
 mod  
 The name of the module in which the error occurred.  
 dsn  
 data set name

The value of rc and its meaning is as follows:

**Return**

**Code Meaning**

**04** An I/O error occurred reading a format-1 DSCB during the execution of a CLOSE macro instruction with a TYPE = T operand.

**System Action:** The task is terminated unless the error is to be ignored as specified in the DCB ABEND exit routine.

**Programmer Response:** If an I/O error has occurred, a defective volume or device may be the cause. Save the output from the failing job to aid in the analysis of the problem.

Rerun the job specifying a different volume or device. If a scratch volume was being used when the I/O error occurred, request a different volume. If that does not solve the problem, request a different device in the UNIT parameter of the DD statement. If a specific volume is needed, try requesting a different device in the UNIT parameter of the DD statement. Rerun the job.

**Problem Determination:** Table I, items 1, 4, 5a, 16, 29. Table II, Format 3.

**IEC221I 417-rc,mod,jjj,sss,ddn[-#],ddd,ser,dsn**

**Explanation:** The error occurred during execution of a BSAM CLOSE macro instruction with a TYPE = T operand for a data set on a direct access device. In the message text, 417-rc associates this message with system completion code 417 and with return code rc. Other fields in the message text are:

jjj job name  
sss step name  
ddn[-#] DDname (followed by a concatenation number if it is part of a concatenation and not the first DD statement in the concatenation).  
ddd device address  
ser volume serial number  
mod The name of the module in which the error occurred.  
dsn data set name

The value of rc and its meaning is as follows:

**Return**

**Code Meaning**

**04** An I/O error occurred writing an updated format-1 DSCB during execution of a CLOSE macro instruction with a TYPE = T operand.

**System Action:** The task is terminated unless the error is to be ignored as specified in the DCB ABEND exit routine.

**Programmer Response:** If an I/O error has occurred, a defective volume or device may be the cause. Save the output from the failing job to aid in the analysis of the problem.

Rerun the job specifying a different volume or device. If a scratch volume was being used when the I/O error occurred, request a different volume. If that does not solve the problem, request a different device in the UNIT parameter of the DD statement. If a specific volume is needed, try requesting a different device in the UNIT parameter of the DD statement. Rerun the job.

**Problem Determination:** Table I, items 1, 4, 5a, 16, 29. Table II, Format 3.

**IEC222I 717-rc,mod,jjj,sss,ddn[-#],ddd,ser,dsn**

**Explanation:** The error occurred during execution of a BSAM CLOSE macro instruction with a TYPE = T operand for a data

set on magnetic tape. In the message text, 717-rc associates this message with system completion code 717 and with return code rc. Other fields in the message text are:

jjj job name  
sss step name  
ddn[-#] DDname (followed by a concatenation number if it is part of a concatenation and not the first DD statement in the concatenation).  
ddd device address  
ser volume serial number  
mod The name of the module in which the error occurred.  
dsn data set name

The values of rc and their meanings are as follows:

**Return**

**Code Meaning**

**04** An I/O error occurred writing a tape mark following the last data record during execution of a CLOSE macro instruction with a TYPE = T operand.

**08** An I/O error occurred during execution of a CLOSE macro instruction with a TYPE = T operand, writing trailer label 1 or trailer label 2.

**0C** An I/O error occurred writing a tape mark following the trailer labels during execution of a CLOSE macro instruction with a TYPE = T operand.

**10** An I/O error occurred reading trailer label 1 in order to update the DCB block count during execution of a CLOSE macro instruction with a TYPE = T operand.

**System Action:** The task is terminated unless the error is to be ignored as specified in the DCB ABEND exit routine.

**Programmer Response:** If an I/O error has occurred, a defective volume or device may be the cause. Save the output from the failing job to aid in the analysis of the problem.

Rerun the job specifying a different volume or device. If a scratch volume was being used when the I/O error occurred, request a different volume. If that does not solve the problem, request a different device in the UNIT parameter of the DD statement. If a specific volume is needed, try requesting a different device in the UNIT parameter of the DD statement. Rerun the job.

**Problem Determination:** Table I, items 1, 4, 5a, 16, 29. Table II, Format 3.

**IEC223I rc,mod,jjj,sss,ddn[-#],ddd,ser,dsn**

**Explanation:** The error occurred when the system detected an invalid control block. In the message text, the fields are:

mod The name of the module in which the error occurred.  
jjj job name  
sss step name  
ddn[-#] DDname (followed by a concatenation number if it is part of a concatenation and not the first DD statement in the concatenation).  
ddd device address  
ser volume serial number  
dsn data set name

The value of rc and its meaning is as follows:

Return

Code	Meaning
00	For SYSIN and SYSOUT data sets, both the ACB and DCB associated with each data set must contain the address of the same DEB.

**System Action:** Processing is discontinued for the DCB in error. Other DCBs in the CLOSE parameter list will be processed.

**Programmer Response:** Probable user error. Correct any errors causing the control blocks to be incorrectly modified. Rerun the job.

**Problem Determination:** Table I, items 1, 4, 5a, 16, 29. Table II, Format 3.

**IEC2251** rc,mod,jjj,sss,ddn[-#],ddd,ser,dsn

**Explanation:** A CLOSE (TYPE = T) macro instruction was issued for the specified data set, but an invalid condition was encountered, indicated by the return code rc. The fields in the message text are:

mod

The name of the module in which the error occurred.

jjj

job name

sss

step name

ddn[-#]

DDname (followed by a concatenation number if it is part of a concatenation and not the first DD statement in the concatenation).

ddd

device address

ser

volume serial number

dsn

data set name

The values of rc and their meanings are as follows:

Return

Code	Meaning
00	The DCB parameter of the DD statement was not DSORG = PO or PS.
04	The DCB was opened for input to a member of a partitioned data set.
08	An input data set, with the CLOSE disposition of LEAVE, did not specify DSORG = PO or PS in the DCB.
0C	Output processing was specified for a data set that did not specify a data set organization with DSORG = PO or PS in the DCB.
10	The REREAD option was specified for a data set that did not specify DSORG = PO or PS in the DCB.

**System Action:** Processing is discontinued for the DCB error. Other DCBs in the CLOSE (TYPE = T) parameter list will be processed normally.

**Programmer Response:** Probable user error. Consult *OS/VS Data Management Macro Instructions*, GC26-3784, correct the specification that is in error, then run the job again.

**Problem Determination:** Table I, items 1, 4, 15, 19, 25b, 29.

**IEC2501** rc-ccc,jjj,sss,ddd,ser,xxx,dsn,cat

**Explanation:** An error occurred during the execution of an OPEN macro instruction for a VSAM data set. In the message text, rc indicates the specific error that occurred. Other fields in the message text are:

ccc

Function code. See *OS/VS Virtual Storage Access Method (VSAM) Logic*, which lists each code, its meaning, the name

of the module that detected the error causing the code to be generated.

jjj

jobname

sss

stepname

ddn

DDname

ddd

device address, if the error is related to a specific device

ser

volume serial number, if the error is related to a specific volume

xxx

name of cluster that contains the data set being processed when the error was detected.

dsn

name of the data set being processed when the error was detected.

cat

catalog name

**Note:** Any missing field is indicated by a comma. The values of rc and their meanings are as follows:

Return

Code	Meaning
04	An error was detected while trying to open a catalog.
20	Not enough virtual storage was available for work areas, buffers, or control blocks.
22	An I/O error occurred while I/O requests were being completed.
28	The requested system or user catalog does not exist or is not open.
32	The catalog record for the data set being opened was not found.
36	An I/O error was detected while the system was reading or writing a catalog record.
37	An unexpected return code was returned by the catalog routines.
40	The data set being opened is security-protected, and the OPEN routine was unable to validate your password.
41	The buffer space specified is not consistent with the buffer requirements of the data set.
44	User buffering was specified in the MACRF field of the ACB, but processing other than control-interval was also specified.
50	The OPEN routine was unable to fix in real storage the access-method control blocks for the data set being opened.
52	The OPEN routine was unable to get the resource the system requested for the data set being opened. The resource was being used by another task in the system.
54	The ACB indicated keyed accessing, but the data set is not a key-sequenced data set.
56	The last request to close this data set was not completed successfully.
58	The timestamp for the index is less than the timestamp for the data set. This could occur if the data set was updated without the index being open.
59	The timestamp for the volume does not match the timestamp in the catalog entry for the component. This may mean the component existing on the volume is not accurately described in the catalog.
68	The device type specified in the DD statement is not consistent with the device type indicated in the catalog record for the data set.

- 72 The data set was empty, but the ACB for the data set did not indicate that it was open to be loaded.
- 76 The access method control block opened was not associated with a valid data set.
- 80 Parameters conflict; create with multiple strings.
- 116 The system detected an I/O error while reading the volume label and format-4 DSCB.

*System Action:* Processing associated with the OPEN macro instruction is terminated for the data set in error. The error flages in the ACB for the data set are set to a value depending on the return code, as follows:

*Return*

Code	ACB Error Flag
04	132
20	136
22	184
28	180
32	148
36	144
37	148
40	152
41	160
44	160
50	176
52	168
54	160
56	116
58	108
59	104
68	160
72	160
76	188
116	164

*Programmer Response:* The response depends on the value of rc:

*Retrun*

Code	Meaning
04	Rerun the job.
20	Specify a larger REGION parameter and rerun the job.
22	Specify a different device for the volume causing the error and rerun the job.
28	Make sure that the correct catalog is open by specifying it in the JOBCAT or STEPCAT DD statement, and rerun the job.
32	Ensure that the data set entry is contained in the master catalog or a user catalog specified in a JOBCAT or STEPCAT DD statement. You can run the AMS LISTCAT function to list the data set entries contained in a specific catalog.
36	Specify a different device for the catalog that caused the problem, and rerun the job.
37	Rerun the job. If the error persists, restore the catalog and all volumes controlled by it from synchronized restore tapes.
40	Make sure that the correct password was supplied in the ACB or by the system or TSO terminal operator. Use the access method services LISTCAT command to list the passwords for each data set in a catalog. (The master password for the catalog is needed to do this.)
41	Make sure that the buffer space specified is large enough to contain the data and index buffers required to process the data set for the specified number of concurrent multiple requests.
44	Change the ACB so that only control-interval processing is specified if user buffering is specified.
50	Rerun the job.
52	Ensure the availability of the resource by means of DD statements, and rerun the job.

- 54 Make sure that the type of accessing indicated in the ACB is consistent with the data set being opened.
- 56 Ignore the warning and attempt to process the data set, but the results will be unpredictable. Use the access method services VERIFY command to make sure the end-of-file marker in the data set entry in the catalog is correct.
- 58 Continue to process the data set, but errors may occur if the data set and index do not correspond.
- 59 Continue to process the data set, but the results are unpredictable. To get the timestamp to match, restore the volume from a restore tape that has the same timestamp as the catalog record for the volume. If the problem persists, use synchronized restore tapes to restore the catalog and all volumes specified in the catalog.
- 68 Change the DD statement to indicate the same device type as the catalog record for the data set.
- 72 Change the MACRF parameter in the ACB to indicate output.
- 76 Correct the error and resubmit the job.
- 116 Mount the volume on which the error occurred on a different device, and rerun the job. If the problem recurs, restore the catalog and all volumes defined by it from synchronized restore tapes.

*Problem determination:* Table I, items 1, 5a, 13, 16, 29.

IEC2511 rc[(sfi)]-ccc,jjj,sss,ddn,ddd,ser,xxx,dsn,cat

*Explanation:* An error occurred during the execution of a CLOSE macro instruction for a VSAM data set. In the message text, rc indicates the specific error that occurred. Other fields in the message text are:

(sfi)  
subfunction information (error information returned by another component invoked by EOV). This field appears only for certain error codes, and its format is shown with those codes to which it applies.

ccc

function code:

Function Code	Operation being performed when error was detected
100	Read JFCB.
101	Initialize for VSAM Close processing.
103	Complete deferred write requests.
104	Close path.
105	Close base.
106	Close sphere.
107	Close upgrade.
108	VMT processing.
110	Initialize for close of a cluster.
111	Validity check.
112	SMF processing.
113	Update catalog.
114	Release control block.
115	Write buffer.
148	VSAM Close, with DLVRP issued.
149	VSAM task close executor, with DLVRP issued.

jjj

job name

sss

step name

ddn

DDname

ddd

device address, if the error is related to a specific device

ser volume serial number if the error is related to a specific volume

xxx name of cluster that contains the data set being processed when the error was detected, or when not available, the DSNNAME specified on the DD statement specified by the ACB.

dsn name of the data set being processed when the error was detected

cat catalog name

Note: Any missing field is indicated by a comma.  
The values of rc and their meanings are as follows:

Return Code	Meaning
04	An internal error was detected while the VSAM catalog ACB processor was in control.
20	Not enough virtual storage was available for work areas, buffers, or control blocks.
22	An I/O error occurred during I/O processing.
28	The requested system or user catalog does not exist or is not open.

The (sfi) field in the message is of the form (rc,crs,cmi) where:  
rc catalog return code  
crs catalog reason code  
cmi catalog module name that detected the error

See message IDC3009I for a listing of these catalog return codes and reason codes.

32 The catalog record for the data set being closed was not found.

The (sfi) field in the message is of the form (rc,crs,cmi) where:  
rc catalog return code  
crs catalog reason code  
cmi catalog module name that detected the error

See message IDC3009I for a listing of these catalog return codes and reason codes.

36 An I/O error was detected while the system was reading or writing a catalog record.

The (sfi) field in the message is of the form (rc,crs,cmi) where:  
rc catalog return code  
crs catalog reason code  
cmi catalog module name that detected the error

See message IDC3009I for a listing of these catalog return codes and reason codes.

37 An unexpected return code was returned by the catalog routines.

The (sfi) field in the message is of the form (rc,crs,cmi) where:  
rc catalog return code  
crs catalog reason code  
cmi catalog module name that detected the error

See message IDC3009I for a listing of these catalog return codes and reason codes.

38 The ACB was not associated with a valid data set.

78 The AMBL (access method block list) is invalid.

93 MSS RELINQUISH error. The (sfi) field contains the return code from MSS; for these codes, see *OS/VS Message Library: Mass Storage System (MSS) Messages, GC38-1000*.

128 An error was detected in WRTBFR.

176 A FORCE DLVRP was done to free storage used by a GSR (global shared resources) pool, with a dump of control blocks to the SYS1.DUMP data set. No ACB error flags are set.

180 A FORCE DLVRP was done to free storage used by a GSR pool, and the dump of control blocks to the

SYS1.DUMP data set resulted in partial output. No ACB error flags are set.

184 A FORCE DLVRP was done to free storage used by a GSR pool, and the attempted dump of control blocks to the SYS1.DUMP data set resulted in no output. No ACB error flags are set.

**System Action:** Processing associated with the CLOSE macro instruction for the data set in error is continued in all cases where possible. The error flags in the ACB (access-method control block) for the data set are set to a value that depends on the return code as follows:

**Return**

Code	ACB Error Flag
04	132
20	136
22	184
28	180
32	148
36	144
37	148
78	188
93	236
128	184

See *OS/VS Virtual Storage Access Method (VSAM) Programmer's Guide* for an explanation of the error flags.

**Programmer Response:** The response depends on the value of rc:

**Return**

**Code Meaning**

04	Use the Access Method Services VERIFY command to make sure that the end-of-file marker in the data set entry in the catalog is correct.
20	If the data set was open for output, use the Access Method Services VERIFY command to make sure that the end-of-file marker in the data set entry in the catalog is correct, and specify a larger region size. Do this before trying any further processing on the data set. If the data set was open for input, the VERIFY command need not be used.
22	If the data set was open for output, use the Access Method Services VERIFY command to make sure that the end-of-file marker in the data set entry in the catalog is correct. Do this before trying any further processing on the data set. If the data set was open for input, the VERIFY command need not be used.
28	Make sure that the correct catalog was not deleted and is open. If the data set was open for output, use the Access Method Services VERIFY command to make sure that the end-of-file marker in the data set entry in the catalog is correct. Do this before trying any further processing on the data set. If the data set was open for input, the VERIFY command need not be used.
32	Make sure that the data set entry is contained in the master catalog or a user catalog specified in a JOBCAT or STEPCAT DD statement. Use the Access Method Services LISTCAT command to list the data set entries contained in a specific catalog. If the data set was open for output, use the Access Method Services VERIFY command to make sure that the end-of-file marker in the data set entry in the catalog is correct. Do this before trying any further processing on the data set. If the data set was open for input, the VERIFY command need not be used.
36	If the data set was open for output, use the Access Method Services VERIFY command to make sure that the end-of-file marker in the data set entry in the catalog is correct. Do this before trying any further

- processing on the data set. If the data set was opened for input, the VERIFY command need not be used.
- 37 If the data set was open for output processing, use the Access Method Services VERIFY command to ensure that the end-of-file marker is properly addressed in the data set's entry in the catalog; then rerun the job. If the problem persists, restore the catalog and all volumes controlled by it from synchronized restore tapes.
- 78 Correct the indicated error and resubmit the job.
- 93 This is a hardware error. Proceed as directed under the MSS return code.
- 128 Correct the indicated error and resubmit the job.
- 176,180,
- 184 None; these return codes are informational.
- Problem Determination:* Table I, items 1, 5a, 13, 26, 29. Table II, Format 4.

IEC252I rc[(sfi)]-ccc,jjj,sss,ddn,ddd,ser,xxx,dsn,cat

*Explanation:* An error occurred during the execution of a CLOSE (TYPE = T operand) macro instruction for a VSAM data set. In the message text, rc indicates the specific error that occurred. Other fields in the message text are:

(sfi)  
subfunction information (error information returned by another component invoked by EOVS). This field appears only for certain return codes, and its format is shown with those codes to which it applies.

ccc

function code:

Function Code	Operation being performed when error was detected
150	Read JFCB.
151	Initialize for VSAM Close (TYPE = T) processing
153	Complete deferred write requests
154	Close (TYPE = T) path.
155	Close (TYPE = T) base.
156	Close (TYPE = T) upgrade.
157	Initialize for close (TYPE = T) of a cluster.
158	Validity check.
159	Update catalog.
160	SMF processing.
161	Write buffer.

jjj

jobname

sss

stepname

ddn

DDname

ddd

device address, if the error is related to a specific device

ser

volume serial number if the error is related to a specific volume

xxx

name of cluster that contains the data set being processed when the error was detected, or when not available, the DSNAME specified on the DD statement specified by the ACB.

dsn

name of the data set being processed when the error was detected

cat

catalog name

*Note:* Any missing field is indicated by a comma.

The values of rc and their meanings are as follows:

*Return*

*Code Meaning*

- 04 An I/O error was detected while the system was reading the JFCB.
- 20 Not enough virtual storage was available for work areas, buffers, or control blocks.
- 22 An I/O error occurred during I/O processing.
- 28 The requested system or user catalog does not exist or is not open.

The (sfi) field in the message is of the form (rc,crs,cmi) where:

rc catalog return code  
crs catalog reason code  
cmi catalog module name that detected the error

See message IDC3009I for a listing of these catalog return codes and reason codes.

- 32 The catalog record for the data set being closed was not found.

The (sfi) field in the message is of the form (rc,crs,cmi) where:

rc catalog return code  
crs catalog reason code  
cmi catalog module name that detected the error

See message IDC3009I for a listing of these catalog return codes and reason codes.

- 36 An I/O error was detected while the system was reading or writing a catalog record.

The (sfi) field in the message is of the form (rc,crs,cmi) where:

rc catalog return code  
crs catalog reason code  
cmi catalog module name that detected the error

See message IDC3009I for a listing of these catalog return codes and reason codes.

- 37 An unexpected return code was returned by the catalog routines.

The (sfi) field in the message is of the form (rc,crs,cmi) where:

rc catalog return code  
crs catalog reason code  
cmi catalog module name that detected the error

See message IDC3009I for a listing of these catalog return codes and reason codes.

- 78 The AMBL (access method block list) is invalid.
- 92 MSS ACQUIRE error. The (sfi) field contains the return code from MSS; for further information, see *OS/VS Message Library: Mass Storage System (MSS) Messages, GC38-1000*.

- 93 MSS RELINQUISH error. The (sfi) field contains the return code from MSS; for further information, see *OS/VS Message Library: Mass Storage System (MSS) Messages*.

- 128 An error was detected in WRTBFR.

*System Action:* Processing associated with the CLOSE (TYPE = T operand) macro instruction is terminated for the data set in error is continued in all cases where possible. The error flags in the ACB (access-method control block) for the data set are set to a value depending on the return code as follows:

*Return*

*Code ACB Error Flag*

- |     |     |
|-----|-----|
| 04  | 132 |
| 20  | 136 |
| 22  | 184 |
| 28  | 180 |
| 32  | 148 |
| 36  | 144 |
| 37  | 148 |
| 78  | 188 |
| 92  | 236 |
| 93  | 236 |
| 128 | 184 |

See *OS/VS Virtual Storage Access Method (VSAM) Programmer's Guide* for an explanation of the error flags.

**Programmer Response:** This message is informational only, except for return codes 92 and 93, which indicate hardware errors. For them, proceed as directed under the MSS return code.

**Problem Determination:** Table I, items 1, 5a, 13, 16, 29. Table II, Format 4.

IEC253I rc-ccc,ijj,sss,ddn,ddd,ser,xxx,dsn,cat

**Explanation:** I/O The error occurred during end-of-volume (EOV) processing for a VSAM data set. In the message text, rc indicates the specific error that occurred. Other fields in the message text are:

ccc

Function code. See *OS/VS Virtual Storage Access Method (VSAM) Logic*, which lists each code, its meaning, the name of the module that detected the error causing the code to be generated.

ijj

jobname

sss

stepname

ddn

DDname

ddd

device address, if the error is related to a specific device

ser

volume serial number, if the error is related to a specific volume

xxx

name of cluster that contains the data set being processed when the error was detected.

dsn

name of the data set being processed when the error was detected.

cat

catalog name

**Note:** Any missing field is indicated by a comma. The values of rc and their meanings are as follows:

**Return**

Code	Meaning
04	An I/O error was detected while the system was reading the JFCB.
20	Not enough virtual storage was available for work areas, buffers, or control blocks.
22	An I/O error occurred while I/O requests were being completed.
28	The requested system or user catalog does not exist or is not open.
32	The catalog record for the data set being opened was not found.
33	Cannot extend the VSAM catalog. The VSAM catalog has reached the maximum number of extents. Either additional space is unavailable or a system error occurred.
34	The data has reached the maximum number of extents.
35	The catalog record for the data set has reached the maximum number of sets of fields allowed. The number of key ranges and volume entries have reached the maximum allowed.
36	An I/O error was detected while the system was reading or writing a catalog record.
37	An unexpected return code was returned by the catalog routines.

50	End-of-volume was unable to fix the access method control blocks for the data set being processed in storage.
100	No space was available on candidate volumes. You defined the volumes as ordered in the access method services DEFINE command.
104	No more volumes are available on which to allocate space.
108	The EOV routine was unable to get the volume you specified mounted.
112	The EOV routine was unable to get the volume you needed for space allocation.
116	The system detected an I/O error while reading the volume label or format-4 DSAB.
120	Attempt to mount a volume was unsuccessful; failure occurred while resetting control blocks after an error was detected during end-of-volume processing.
<b>System Action:</b> For rc 4, end-of-volume processing is completed. For all other rc values, end-of-volume processing is terminated for the data set in error.	
<b>Programmer Response:</b> The response depends on the value of rc:	
<b>Return</b>	
<b>Code</b>	<b>Response</b>
04	None; informational message only.
20	Specify a larger region and rerun the job.
22	Rerun the job specifying a different device for the volume.
28	Make sure the correct catalog is open and rerun the job.
32	Make sure the data set entry is contained in the master catalog or a user catalog specified in a JOBCAT or STEPCAT DD statement. Use the access method services LISTCAT command to list the data set entries in a specific catalog.
33	The access method services DELETE command can be used to delete entries from the catalog. If no entries can be deleted the access method services EXPORT command can be used to move some of the data sets defined in the full catalog to a portable volume. The IMPORT command can be used to define the exported data sets in a user catalog that has space available.
34	Use the access method services REPRO command to make a backup copy of the cluster that contains the data set. Delete the cluster from the catalog with the DELETE command. Use the DEFINE command to redefine the cluster in the catalog with increased space allocation. Reload the backup of the cluster with the REPRO command.
35	Use access method services to: 1) copy the cluster that contains the data set to another volume, 2) delete the cluster, 3) redefine the cluster and wither reduce the number of key ranges and volumes or increase the space allocation for each key range to reduce the number of overflow volumes, and 4) reload the copy of the cluster.
36	Specify a different device for the catalog that caused the problem, and rerun the job.
37	Rerun the job. If the error persists, restore the catalog and all volumes controlled by the catalog from synchronized restore tapes.
50	Rerun the job.
100	Delete unneeded data sets from the volumes you specified or use the access method services ALTER command to provide a different list of volumes for space allocation.
104	Use the access method services ALTER command to provide additional volumes for the data set.

- 108 Make sure at least one of the units allocated for your program is flagged as nonsharable so the volume can be demounted. You can do this by specifying DEFER or more volume serial numbers than units on the DD statement.
- 112 Make sure at least one of the units allocated for your program is flagged as nonsharable so the volume can be demounted. You can do this by specifying DEFER or more volume serial numbers than units on the DD statement.
- 116 Mount the volume on which the error occurred on a different device and rerun the job.
- 120 Examine the previous error messages issued by end-of-volume for this job. Fix the indicated errors and rerun the job.

*Problem Determination:* Table I, items 1, 5a, 13, 16, 29. Table II, Format 4.

**IEC254D SHOULD jji USE (ddn,utn,ser) FOR CREATING A NEW CHECKPOINT DATA SET**

*Explanation:* A request has been made by job jji to create a new checkpoint data set on volume ser, mounted on device utn, and described by DD statement ddn.

*System Action:* The system waits for the operator to reply.

*Operator Response:* Determine if the desired volume can be made secure after the data set is created. If the request is for a direct access volume, determine if there have been any opportunities for prior offline use of the volume by an unauthorized user. If the request is for a tape, make sure that it is either a new tape, an old secure checkpoint volume, or an old tape which has been bulk erased. Reply 'YES' to allow the use of the volume for checkpoint entries. Reply 'NO' to prevent its use for checkpoint entries. If the reply is 'YES', attach a special label to the volume to indicate that the volume contains a checkpoint data set.

**IEC255D jji IS (ddn,utn,ser) A SECURE CHECKPOINT VOLUME**

*Explanation:* Job jji has defined an old checkpoint data set via DD statement ddn, on volume ser, mounted on device utn.

*System Action:* The system waits for the operator to reply.

*Operator Response:* Make sure that the volume identified in the message text is known to be a secure checkpoint volume. This may be accomplished by inspecting the volume for a special checkpoint label. Reply 'YES' if the desired volume is known to be secure. Reply 'NO' if the volume is not secure.

**IEC256A jji (ddn,utn,ser) IS NO LONGER A SECURE CHECKPOINT VOLUME**

*Explanation:* Job jji is overlaying a secure tape checkpoint data set with a noncheckpoint data set. The volume serial number involved is mounted on device utn defined by DD statement ddn.

*System Action:* Processing continues.

*Operator Response:* Reclassify the volume as nonsecure. This will probably involve the removal of a special checkpoint label attached to the physical tape volume.

**IEC301A S JOB jji, STEP sss, DDNAME ddn [,CONC nnn] DSNAME dsn**

*Explanation:* S indicates that the data set referred to in the message text is security protected, and a password is required before the data set can be accessed.

If the message has the first format, a program is attempting to open the security protected data set defined in the DD statement whose data definition name is ddn; the data set is being opened by step sss of job jji. If the data set is part of a

concatenated data set, CONC nnn appears in the message text to identify the concatenation number or the sequence position of the data set in question.

If the message has the second format, a program is attempting to scratch or rename the security protected data set.

*Operator Response:* If the indicated Open, Scratch, or Rename function is authorized, enter REPLY xx,'yyyyyyyy', where yyyyyyyy is the programmer supplied password for the data set referred to in the message text. The password can have a maximum of eight characters. For a data set that is part of a concatenation, the password entered must be the one supplied for concatenation number n. If the indicated function is not authorized or if no password was supplied, cancel the job. If the program is attempting to scratch or rename the data set, a WRITE password must be supplied.

**IEC302I SYSCTLG I/O ERROR,ser,dsn**

*Explanation:* An I/O error has occurred while Catalog Management routines were reading or writing in the system catalog. In the message text, ser is the volume serial number of the volume containing the catalog that was being processed, and dsn is the fully-qualified index level or data set name that was being processed.

*System Action:* The Catalog Management routine exits directly to the caller without performing any further processing on the catalog data set. Return code is 28.

*Operator Response:* Report this message to the programmer responsible for the system. He should check the catalog for missing or damaged entries.

*Problem Determination:* Table I, items 2, 25d, and 28.

**IEC304I SYSCTLG ENTRY SEQUENCE ERROR,ser,dsn**

*Explanation:* A sequence error has been found with an OS/VS catalog record. This will make it impossible to locate some entries and it will cause some apparent duplicate entries. (Sequence errors across records are not detected.)

*System Action:* Catalog Management will attempt to complete the request.

*Operator Response:* Report this message to the programmer responsible for the system. He should check the catalog for missing or damaged entries, as well as entries out of sequence.

*Problem Determination:* Table I, items 2, 5a, 28.

**IEC305IINVALID ENTRY IN SYSCTLG, ser, dsn**

*Explanation:* While adding, deleting or changing the catalog entry for data set "dsn" in the CVOL catalog on volume "ser" an entry was found which has an invalid length field.

*System Action:* Catalog Management exits to the caller without performing any further processing on the catalog data set. Return code is 8.

*Operator Response:* Report this message to the system programmer. He should find and correct the damaged entries.

*Problem Determination:* Table I, items 2, 25d, 28.

**IEC331I rc-crs, jji, sss, func, mmm**

*Explanation:* An error condition was detected while processing a catalog management request directed to a VSAM catalog. The value rc is the VSAM catalog management return code and crs is the reason code associated with the error condition.

See message IDC3009I for an explanation of the possible return and reason codes. Other fields in the message text are:

jjj job name  
sss step name



func

Name of the VSAM catalog management function that caused the message to be issued.

mmm

Name of the VSAM catalog management control section (CSECT) that detected the error condition.

**System Action:** The command is terminated. See the system action associated with the value printed for rc - crs for message IDC3009I.

**Programmer Response:** See the programmer response associated with the value printed for rc - crs for message IDC3009I.

**Problem Determination:** Table I, items 1, 4, 29.

**IEC332I func[func...]**

**Explanation:** This message lists the nest of VSAM catalog management functions that existed when control was passed to the VSAM catalog management routine that caused message IEC331I to be issued.

**System Action:** The command is terminated.

**Programmer Response:** See message IEC331I.

**Problem Determination:** Table I, items 1, 4, 29.

**IEC333I terr,xx,cat,yyy**

**Explanation:** An I/O error condition was detected while processing a catalog management request that was directed to a VSAM catalog. The error was associated with a VSAM master or user catalog or a catalog recovery area. This message follows messages IEC331I and IEC332I. The fields in the message text have the following meanings:

t

L - Logical error (associated with a VSAM record management return code of 8).

P - Physical error (associated with a VSAM record management return code of 12).

err

The VSAM record management error code. See "How to Code a Program to Process Data" in *OS/VS Virtual Storage Access Method (VSAM) Programmer's Guide*, for an explanation of these codes.

xx

A control byte that indicates the type of I/O that resulted in the error. The values of xx and their meanings are:

00 or 20	Addressed or control-interval PUT
19,1B,38,3A, or 3C	Keyed PUT
72	Keyed ERASE
80,88,A0, or A8	Addressed or control-interval GET
B2 or BA	Keyed GET
BB	Keyed GET (GET greater or equal)

cat

Identifies the VSAM catalog to which the I/O that resulted in the error was directed. The value of cat is either MCT, which indicates the VSAM master catalog, or the address of the device that was allocated to the volume containing the VSAM user catalog or catalog recovery area.

yyy

Identifies the VSAM catalog or catalog recovery area logical record that was being processed when the error occurred. The value of yyy is either the key of the record, in EBCDIC, or 'CI = ccccc', where ccccc is the relative control-interval number of the record, in hexadecimal. If the error occurred while directing I/O to a catalog recovery area associated with a VSAM-recoverable catalog, then 'CRAVOL = vvv' will appear in the message following 'CI = ccccc', where vvv is the volume serial number of the volume containing the catalog recovery area.

**System Action:** The request is terminated.

**Programmer Response:** Notify your system programmer of this message. It may be necessary to restore the VSAM catalog.

**Problem Determination:** Table I, items 1, 2, 4, 29, 31.

**IEC338I IGGOCLC9, VALIDITY CHECK FAILED ON CATALOG PARAMETER LIST STORAGE**

**Explanation:** The VSAM catalog initialization routine received an error code when an attempted catalog parameter list validity check failed.

**System Action:** VSAM catalog management returns to the caller with error code 128 in Register 15 immediately after detecting the error.

**Programmer Response:** See description under message IDC3009I for error code 128. If Access Method Services detects the error, message IDC3009I will appear; however, there will be no module name or reason code in the message.

**Problem Determination:** Table I, items 2, 3, 4, 29.

**IEC339I IGGOCLC9, INSUFFICIENT STORAGE FOR VSAM CATALOG COMMUNICATION AREA**

**Explanation:** VSAM catalog initialization issued a conditional GETMAIN for CCA storage and it failed due to a lack of storage.

**System Action:** VSAM catalog management returns to the caller with an error code in Register 15 immediately after detecting the error. If the catalog request is from Job Scheduler or the OS/VS Catalog Controller, the return code value will be 8. Otherwise, the return code value will be 164 and the reason code will be 10.

**Programmer Response:** Increase the region size available to the job step. The storage size requested was approximately 4288 bytes.

**IEC366I jji,ser MSS FAILURE DURING ACQUIRE CODE = hhh**

**Explanation:** The error occurred while the Mass Storage System (MSS) communications routine (SVC 126) was processing an ACQUIRE request from Catalog. The fields of the message text are:

iji

jobname

ser

volume serial number

hhh

return code from SVC 126. See *OS/VS Message Library: VS2 System Codes*, GC38-1008 for the values of hhh and their meanings.

**System Action:** Normal processing continues.

**Programmer Response:** See *OS/VS Message Library: VS2 System Codes*, GC38-1008 for the programmer responses to each return code.

**IEC400A M ddd,ser/dsn**

**Explanation:** M indicates that a tape volume is to be mounted on device ddd for data set dsn. The ser is the six-digit serial number of the volume.

**Operator Response:** Mount the volume on the device. Then, ready the device.

**IEC401A F ddd,ser/dsn**

**Explanation:** F indicates that the volume on device ddd for output data set dsn is file protected; that is, its file protection ring is not inserted, so it can only be read. However, the volume is to be written on. The ser is the six-digit serial number of the volume.

**System Action:** The system rewinds and unloads the volume.

**Operator Response:** Insert a file protection ring in the volume, mount the volume, and ready the device.

**IEC402D F ddd,ser/dsn**

**Explanation:** F indicates that the volume on device ddd for input/output data set dsn is file protected; that is, its file protection ring is not inserted, so it can only be read. six-digit serial number of the volume.

**Operator Response:** If the volume should be file protected, enter REPLY xx,'U'.

If the volume must have a file protection ring, enter REPLY xx,'F'; the system will rewind and unload the volume. Then insert a file protection ring in the volume, mount the volume, and ready the device.

**IEC403A M ddd,ser**

**Explanation:** M indicates that a direct access volume is to be mounted on device ddd. The ser is the six-digit serial number of the volume.

**Operator Response:** Mount the volume on the device. Then, ready the device.

**IEC466I jij,ser[,ddd] MSS FAILURE IN func CODE = hhh**

**Explanation:** The error occurred while the Mass Storage System (MSS) communications routine (SVC 126) was processing a request from the Restart routine. The fields of the message text are:

jij  
jobname  
ser  
volume serial number  
ddd  
device address

func  
MOUNT, DEMOUNT, ACQUIRE, or RELINQUISH  
hhh

return code from SVC 126. See *OS/VS Message Library: VS2 System Codes*, GC38-1008, for the values of hhh and their meanings.

**System Action:** A 13F abend is requested.

**Programmer Response:** See *OS/VS Message Library: VS2 System Codes*, GC38-1008, for the programmer responses to each return code.

**Problem Determination:** See *OS/VS Message Library: VS2 System Codes*, GC38-1008.

**IEC501 {A} M ddd,ser [,labtyp][,den],jij,sss [,dsn]**  
**{E}**

**Explanation:** M indicates that a volume is to be mounted on device ddd:

- If ser is a 6-digit serial number, the volume with that serial number is to be mounted on device ddd.
- If ser is SCRTCH, a public scratch volume is to be mounted.
- If ser is PRIVAT, a private scratch volume is to be mounted.
- If ser begins with L, the volume to be mounted is unlabeled; the number after the first character is an internal serial number assigned by the system to an unlabeled volume. The internal serial is of the form Lxxxxy where xxx is the data set number (0-999) and yy is the volume sequence number (0-99). The numbers are recycled after they reach the limit.

In the message text, labtyp indicates the label type of the mounted volume (either SL, NL, AL, or NSL) and will appear for tape volumes only.

den indicates the density of the volume to be mounted and will appear for tape volumes only.

jij indicates the job requesting the volume and sss indicates the jobstep requesting the volume.

If a MONITOR DSNNAME command is active, dsn indicates the data set requesting the volume.

**System Action:** If the message ID is IEC501A, the jobstep waits for the volume to be mounted or until the task reaches TIMEOUT. If the message ID is IEC501E, the volume indicated by ser is the next volume to be processed after the system finishes processing on the current volume.

**Operator Response:** If ser is SCRTCH or PRIVAT and ddd is a tape unit, make sure that the file protection ring has been inserted in the volume.

Mount the volume on the device. If ser is SCRTCH or PRIVAT and a scratch volume is already on the device, mount another scratch volume. Then ready the device.

**Problem Determination:** Table I, items 1, 2, 3, 4, 5a, 13, 15, 16, 29. Table II, format 3.

**IEC502E n ddd,ser [,labtyp][,ddn-c]**  
**[,SPACE = cccc,tttt,ssss/yyyy,zzzz],jjij,ssss [,dsn]**

**Explanation:** The volume on device ddd is to have a disposition of n, where n is K, D, RK, RD, or R:

- K - Implies PRIVATE volume; the volume is to be demounted and returned to the library.
- D - Implies PUBLIC volume; the volume is to be demounted and used as a scratch volume when the job ends.
- RK- Implies PRIVATE-RETAIN volume; the volume is to be demounted and retained near the system for future use. In the event that the job ends and the volume has not been remounted, return it to the library.
- RD- Implies PUBLIC-RETAIN volume; the volume is to be demounted and retained near the system for future use. In the event that the job ends and the volume has not been remounted, it may be used as a scratch volume.
- R - Implies RETAIN volume; the volume is to be demounted and retained near the system for future use. In the event that the job ends and the volume has not been remounted, the operator must determine what disposition to give to the volume. This message will appear if a volume is rejected because it is not the volume requested (for example, a conflict in the label, label type, or density).

If ser is a 6-digit serial number, the volume with that serial number is to be demounted from the device.

If ser begins with L, the volume to be demounted is unlabeled; the number after the first character is an internal serial number assigned by the system to an unlabeled volume. The internal serial number is of the form Lxxxxy where xxx is the data set number (0-999) and yy is the volume sequence number (0-99). The numbers are recycled after they reach the limit.

In the message text, labtyp indicates the label type of the demounted volume (either SL, AL, NL, or NSL) and will appear for tape volumes only).

If ddn-c appears in the message text, the volume to be demounted is a tape recorded in ASCII; ddn specifies the DDNAME of the JCL requesting the volume and c specifies the reason for demounting:

- c = 1 The accessibility field of the volume label contains a nonblank character which means that the volume is security-protected and may not be processed by the operating system.
- c = 2 The accessibility field of the file header label contains a nonblank character other than the character 1, which means that the file may not be processed by the operating system.

c = 3 The system cannot process the volume which is recorded in ASCII, because the ASCII option was not specified at system generation.

c = 4 The control program has determined that conflicting data control block (DCB) attributes have been used to define the data set on the volume. Some of the conflicting attributes are:

- BUFFOF greater than 99.
- BUFFOF equal to L on OUTPUT or OUTIN.
- BUFFOF equal to L and RECFM not equal to D.
- OPTCD not equal to Q and LABEL equal to AL or LABEL equal to AUL.
- OPTCD not equal to Q and RECFM equal to D.
- OPTCD equal to Q and DSORG not equal to PS.
- OPTCD equal to Q and RECFM equal to V.
- LABEL equal to AL or LABEL equal to AUL specified for a 7-track tape device.

In the message text, *jjj* indicates the job demounting the volume and *sss* indicates the jobstep demounting the volume. If a MONITOR SPACE command is active and *ddd* is a direct access device, the SPACE parameter will appear:

*cccc* - total number of free cylinders on the volume.  
*tttt* - total number of tracks in addition to free cylinders.  
*yyyy* - maximum number of contiguous free cylinders of the largest extent within the total remaining space.  
*zzzz* - number of tracks in addition to the free cylinders of the largest extent within the total remaining space.

If the error occurred during the listing of the parameters in the SPACE field, one of the following messages is specified:

- LSPACE-PERMANENT I/O ERROR
- LSPACE-NON-STANDARD OS VOLUME
- LSPACE-NOT A DIRECT ACCESS VOL
- LSPACE-INVALID PARAMETER

**System Action:** The volume is unloaded if the device is a tape drive. If the device is a direct access unit, I/O to the device is inhibited.

**Operator Response:** Demount the volume and mark the serial number and label type on the volume and perform the indicated disposition. If LSPACE-PERMANENT I/O ERROR appears in the message text, a permanent I/O error was encountered while trying to read the VTOC. Execute the IEHLIST utility program to list the VTOC of the volume specified by *ser* or *ddd*.

**Programmer Response:** If *ddn-c* appears in the message text, the volume was probably demounted due to a programming error or operator error. Respond as follows, if:

- c = 1 Insure that the indicated JCL statement indicated the correct volume.
- c = 2 Make sure that the correct file and volume are being mounted.
- c = 3 The ASCII option was not specified at system generation, so bit 6 in the CVTOPTA field of the CVT is 0. If it is 1, have a record of the options specified at system generation available.
- c = 4 Insure that the data control block attributes do not conflict.

**Problem Determination:** Table I, items 1, 2, 3, 4, 5a, 13, 15, 16, 29. Table II, format 3. If LSPACE-INVALID PARAMETER appears in the message text, see Table I, items 2, 29.

**IEC507D E ddd,ser,jjj,sss,dsn**

**Explanation:** E indicates that a program intended to write on the volume indicated by *ser* on device *ddd*; however, the expiration date for the data set has not occurred. In message text, *jjj* indicates the job requesting the volume and *sss* indicates the jobstep requesting the volume.

**System Action:** The jobstep waits for the operator to reply U or M, or until the task reaches TIMEOUT.

**Operator Response:** If the expiration date of the indicated data set is to be ignored and the program has authorization to write on the data set, enter REPLY xx,'U' in response to this message.

If the expiration date of the indicated data set is to be honored or if the program is not authorized to write on the data set, enter REPLY xx,'M' in response to this message. If another volume can be used, that is, if the program originally requested a SCRTCH or PRIVAT volume, the system will then request that a new volume be mounted. However, if another volume cannot be used, the system will terminate the jobstep. **Warning:** If *ddd* is a direct access device, do not enter REPLY xx,'M'. Instead, use the CANCEL command to terminate the jobstep and notify the system programmer that the expiration date on the data set has not been reached.

**Note:** Normally, the operator should terminate any job attempting to update a system data set or otherwise authorized data set, if this message is issued. However, the operator may respond with REPLY xx,'U' if so instructed by a programmer with proper authorization. An authorized programmer desiring to update a system data set should notify the operator of his intentions and make sure that no other concurrently running job can have access to the data set. If this message is issued and not desired, specify LABEL = RETPD = 0 on the JCL next time the data set is updated. Subsequently, the message will not appear.

**Problem Determination:** Table I, items 1, 2, 3, 4, 5a, 13, 15, 16, 29. Table II, format 3.

**IEC509A F ddd,ser,jjj,sss [,dsn]**

**Explanation:** F indicates that the tape volume indicated by *ser* on device *ddd* is file-protected; that is, a program attempted to write on the volume but its file protection ring is not inserted, so it can only be read.

In the message text, *jjj* indicates the job requesting the volume and *sss* indicates the jobstep requesting the volume.

If a MONITOR DSNAME command is active, *dsn* indicates the data set requesting the volume.

**System Action:** The volume is rewound, the device is unloaded and the jobstep waits for the operator to remount the volume or until the task reaches TIMEOUT. If a volume is mounted without its file protect ring, it will again be unloaded, and this message will be reissued.

**Operator Response:** If the volume specified by *ser* was mounted in response to a request for SCRTCH or PRIVAT, determine if the volume mounted was in fact a scratch volume. If so, insert a file-protect ring, remount the volume, and ready the device. If the volume is not a scratch volume, obtain one and mount it on the device with its file-protection ring inserted.

If the volume specified by *ser* was not mounted in response to a request for SCRTCH or PRIVAT and if the program is authorized to write on the volume, insert a file-protection ring, remount the volume, and ready the device. If the program is not authorized to write on the volume, the CANCEL command should be used to terminate the task and the installation's system programmer notified.

**Note:** Normally, the operator should terminate any job attempting to update a system data set or otherwise authorized data set, if this message is issued. However, the operator may insert the file-protect ring and remount the volume if so instructed by a programmer with proper authorization. An authorized programmer desiring to update a system data set should notify the operator of his intentions.

**Problem Determination:** Table I, items 1, 2, 3, 4, 5a, 13, 15, 16, 29. Table II, format 3.

**IEC510D F ddd,ser,jjj,sss, [,dsn]**

**Explanation:** F indicates that the tape volume indicated by ser on device ddd is file-protected; that is, a program may be attempting to write on the volume but its file-protection ring is not inserted, so it can only be read.

In the message text, jjj indicates the job requesting the volume and sss indicates the jobstep requesting the volume.

If a MONITOR DSNAME command is active, dsn indicates the data set requesting the volume.

**System Action:** The jobstep waits for the operator to reply U or F or until the task reaches TIMEOUT.

**Operator Response:** If the volume specified by ser was mounted in response to a request for SCRTCH or PRIVAT, determine if the volume mounted was in fact a scratch volume. If so, enter REPLY xx,'F' and the volume will be rewound and the device unloaded. Insert a file-protection ring, remount the volume, and ready the device. If the volume is not a scratch volume, obtain one, and mount it on the device with its file protection ring inserted.

If the volume specified by ser was not mounted in response to a request for SCRTCH or PRIVAT and if the program is authorized to write on the volume, enter REPLY xx,'F' and the volume will be rewound and the device unloaded. Insert a file-protection ring, remount the volume, and ready the device. If the program is not authorized to write on the volume, enter REPLY xx,'U' in response to this message.

**Note:** An authorized programmer desiring to write on a file-protected volume should notify the operator of his intentions.

**Problem Determination:** Table I, items 1, 2, 3, 4, 5a, 13, 15, 16, 29. Table II, format 3.

**IEC512I {SEC VOL } ddd,ser [,labtyp],jjj,sss [,dsn]**  
**{I/O ERR }**  
**{LBL ERR }**

**Explanation:** An error has been detected processing the volume specified by ser on the unit specified by ddd. If I/O ERR appears in the message text, an uncorrectable input/output error occurred while processing labels on the volume. If LBL ERR appears in the message text, the tape volume specified by SER has label attributes different from those requested. Additional messages will be issued to change the label or dismount the tape. If SEC VOL appears in the message text, ser is the serial number of a security-protected tape volume mounted on tape unit ddd and 1) the program was attempting to process the volume as NL or NSL (LABEL = NL or LABEL = NSL was specified on the JCL) or 2) the data set name on the tape did not match the data set name specified by the DSN parameter of the JCL.

In the message text, jjj indicates the job requesting the volume and sss indicates the jobstep requesting the volume.

If a MONITOR DSNAME command is active, dsn indicates the data set requesting the volume.

**System Action:** The volume is rewound and the unit is unloaded. The jobstep is abnormally terminated or a new volume is requested if the original request for the volume was SCRTCH or PRIVAT.

**Operator Response:** Respond as indicated in subsequent messages.

**Problem Determination:** Table I, items 1, 2, 3, 4, 5a, 13, 15, 16, 29. Table II, format 3.

**IEC513D I/O ERR,ddd,ser,labtyp,kkk,sss [,dsn]**

**Explanation:** I/O ERR indicates that an I/O error occurred

writing the labels specified by labtyp, on a tape volume specified by ser on unit ddd.

If a MONITOR DSNAME command is active, dsn indicates the data set requesting the volume.

In the message text, jjj indicates the job requesting the volume and sss indicates the jobstep requesting the volume.

**System Action:** The jobstep waits for the operator to reply LL or M or until the task reaches TIME-OUT.

**Operator Response:** The operator must determine if a new volume may be substituted for the one specified by ser in the message. If so, REPLY xx,'M' to dismount the tape and issue a mount message for a new volume to be labeled the same as the first. If a new volume may not be substituted or if private tapes were supplied to run the job REPLY xx,'U' to ABEND the job with a message indicating that an I/O ERROR occurred.

**Note:** A reply of M will result in creating two tapes with the same volume serial number.

**Problem Determination:** Table I, items 1, 2, 3, 4, 5a, 13, 15, 16, and 29. Table II, format 3.

**IEC534D A ddd,ser [,labtyp],jjj,sss [,dsn]**

**Explanation:** A indicates that the tape volume with serial number ser on unit ddd bears a label indicated by labtyp which is incompatible with the label type specified in the LABEL parameter of the JCL. If present, dsn indicates the existing data set name on the volume.

In the message text, jjj indicates the job requesting the volume and sss indicates the jobstep requesting the volume.

If a MONITOR DSNAME command is active, dsn indicates the data set requesting the volume.

**System Action:** The jobstep waits for the operator to reply U or M or until the task reaches TIMEOUT.

**Operator Response:** If the volume specified by ser was mounted in response to a request for SCRTCH or PRIVAT, determine if the volume mounted was in fact a scratch volume and if so, determine if it is desirable to change the label on the volume to one compatible with the programmer's request. Enter REPLY xx,'U' to allow the program to change the label type of the volume. Enter REPLY xx,'M' to reject the currently mounted volume and mount a new volume.

**Problem Determination:** Table I, items 1, 2, 3, 4, 5a, 13, 15, 16, 29. Table II, format 3.

**IEC601D M ddd,ser,jjj,sss - REPLY U OR M**

**Explanation:** M indicates that volume ser is to be mounted on device ddd, so that a data set can be scratched or renamed. jjj is the job requesting the volume, and sss is the jobstep requesting the volume.

**System Action:** The system waits for the operator to reply.

**Operator Response:** If the volume can be mounted, enter REPLY xx,'U'. Then mount the volume and ready the device.

If the volume cannot be mounted but the job step is to continue, enter REPLY xx,'M'. The system will skip the Scratch or Rename function on this volume.

If the volume cannot be mounted, and the job must not continue unless the data set is scratched or renamed, or unless the volume is scratched, terminate the job step.

**IEC602I VTOC NOT CONVERTED ON ddd,ser,cde**

**Explanation:** The system attempted to allocate new space on the referenced volume ser, residing on unit ddd. For a code of 0 or 4, either space was previously allocated under the Disk Operating System (DOS), or the space management routines were interrupted during a previous allocation or deallocation of space before completing the updating of the volume table of contents (VTOC); this caused the VTOC conversion routine to be called for this space allocation. The VTOC conversion

routine was unable to convert the VTOC because of one of the following:

Code 0--Two data sets were allocated to the same space on the volume.

Code 4--A split-cylinder data set was located on cylinder zero, the same cylinder as the VTOC, or the same cylinder as a non-split-cylinder data set.

For a Code of 8 or 12, the space management routines were interrupted during a previous space allocation or deallocation before completing the updating of the volume table of contents (VTOC). This caused the DIRF bit (bit 5 of DS4VTOCI) to be set to one in the format-4 DSCB of the volume, and the VTOC conversion routine was called for this space allocation.

The VTOC conversion routine was unable to convert the VTOC because of one of the following:

Code 8--The DADSM VTOC conversion routine had been modified (by altering CSECT IGG0325Z as specified in OS/VS2 DADSM Logic) to reject any space allocation requests on a volume on which the DIRF bit is set to one.

Code 12--The DIRF bit was found on during the allocation of the second or subsequent volume of a multivolume ISAM PRIME data set.

**System Action:** For codes 0, 4, and 8, if the error occurred during allocation, the job is terminated. If the error occurred in the middle of a job extending the space allocation to a data set, the job is abnormally terminated. For code 12, the job is terminated.

**Operator Response:** Notify the system programmer that the volume must be analyzed to determine the cause of the error.

**Programmer Response:** For a code of 0, scratch one of the two data sets that are allocated to the same space, and execute the job again.

For code 4, either scratch or move the split-cylinder data set that is creating the error and execute the job again.

**Note:** The volume may be used only in a DOS environment until the offending split-cylinder data set has been moved or scratched.

For a code of 8 or 12, the VTOC may be converted by either removing the modification to IGG0325Z or by resetting the DIRF bit to zero and setting the DOS bit to one in the format-4 DSCB (this is described in the *OS/VS2 DADSM Logic*), and allocating a non-ISAM data set to the volume.

**Problem Determination:** Table I, items 1, 4, 7b, 25b, 29.

#### IEC6031 VTOC ERRORS MAY EXIST ON ddd,ser,cde

**Explanation:** An unusual condition was encountered in the system routines that update the VTOC on unit ddd, volume ser, which caused the DIRF bit (bit 5 of DS4VTOCI in the format-4 DSCB of the volume) to be set to one, indicating that the VTOC may contain errors:

Code 0--An I/O error occurred in the DADSM routines. The VTOC updating routines terminated their processing, thereby possibly leaving the VTOC in a partially updated state.

Code 4--The Scratch or Partial Release function of DADSM discovered that the space it was returning to the chain of Format-5 DSCBs which describe the free space on the volume was already present in a format-5 DSCB. Although Scratch or Partial Release was able to successfully process this invalid data, thereby correcting the situation, other problems may exist on the VTOC.

**System Action:** If code is 0, and if the error occurred 1) during allocation, then the job is terminated. If the error occurred during the middle of the job extending the space allocated to a data set or 2) while releasing unused allocated space while closing a data set, the job is abnormally

terminated. If the error occurred while scratching a data set, an I/O error code will be returned.

If code is 4, VTOC updating continues, and if no further errors are encountered, the job continues processing.

**Operator Response:** Report this message to the system programmer. Either message IEC6021 or IEC6041 will result the next time space is allocated to this volume.

**Programmer Response:** Some attempt should be made to analyze the state of the VTOC on the affected volume. Consult OS/VS2 DADSM Logic for procedures.

**Problem Determination:** Table I, items 1, 4, 7b, 25b, 29.

#### IEC6041 VTOC CONVERT ROUTINE ENTERED ON ddd,ser,cde

**Explanation:** Space for a new data set or additional space for an old data set was requested on volume ser on unit ddd when either the DOS bit (bit 0 of DS4VTOCI) or the DIRF bit (bit 5 of DS4VTOCI) in the format-4 DSCB was found to be on by the space allocation routines. If cde is DOS, the DOS bit was on and the DIRF bit was not on; this indicates that a previous allocation on the volume was made under DOS. Certain control information needed by the OS DADSM routines is not maintained by the DOS DADSM routines, and thus must be established. If cde is DIRF, the DIRF bit was on and the DOS bit may or may not have been on; this indicates that the last time the volume was accessed by OS/VS DADSM, the OS/VS DADSM routines were prematurely interrupted, thus leaving the VTOC in a partially updated state; the fields not updated should be able to be reestablished by the VTOC conversion routine; if not, message IEC6021 will be issued. If cde is DOS, the volume should be able to be identified as one having been in a DOS environment. If cde is DIRF, either message IEC6021, IEC6031, or IEC9991 should have previously appeared for the volume, or a system failure occurred while DADSM routines were processing the volume.

**System Action:** The VTOC is converted to reestablish certain control information necessary for the operation of the DADSM routines. The requested space is then allocated.

**Programmer Response:** None.

#### IEC6661 jjj,ser[,ddd] MSS FAILURE IN func. CODE = hhh

**Explanation:** The error occurred while the Mass Storage System (MSS) communications routine (SVC 126) was processing a request from DADSM. The fields of the message text are:

jjj  
jobname  
ser  
volume serial number  
ddd  
device address  
func  
MOUNT, DEMOUNT, ACQUIRE, or RELINQUISH  
hhh  
return code from SVC 126. See *OS/VS Message Library: VS2 System Codes, GC38-1008*, for the values of hhh and their meanings.

**System Action:** Processing is terminated for this request; return code = 8.

**Programmer Response:** See *OS/VS Message Library: VS2 System Codes, GC38-1008*, for the programmer responses to each return code.

**Problem Determination:** See *OS/VS Message Library: VS2 System Codes, GC38-1008*.

#### IEC701D M ddd, VOLUME TO BE LABELED ser

**Explanation:** M indicates that a volume is to be mounted on device ddd. If ser is a 6-digit serial number, a standard label

containing the serial number will be written on the volume. If ser is absent, a nonstandard label will be written on the volume.

**Operator Response:** For the first appearance of this message mount a volume on device ddd, ready the device, and enter REPLY xx,'M'. The volume mounted should be a scratch volume, unless the programmer supplied a volume to be used. If this message is repeated immediately after message IEC702I, the system attempted to write a label on the volume but the label could not be verified. Inspect the tape for irregularities:

- If irregularities appear, remove the bad section of tape or, if the volume was a scratch volume, substitute another volume. Then, mount the correct or substituted volume, ready the device, and enter REPLY xx,'M'.
- If the irregularities are uncorrectable and the volume was supplied by the programmer, enter REPLY xx,'S'.
- If no irregularities are found, mount the tape volume again, ready the device, and enter REPLY xx,'M'.
- If only this message is repeated, enter REPLY xx,'S'. Report the message sequence to the programmer, asking him to check the program for improper recording characteristics. If the program is not at fault, a customer engineer should be called to check the tape drive.

If this message is repeated immediately after message IEC703I a label cannot be written on the volume because the volume is file protected:

- If the volume is to be labeled, insert a file protection ring in the volume, mount the volume, ready the device, and enter REPLY xx,'M'.
- If the volume is not to be labeled, demount the volume, mount a new scratch volume with a file protection ring, ready the device, and enter REPLY xx,'M'.
- If only this message is repeated, enter REPLY xx,'S'. Report the message sequence to the programmer.

**Problem Determination:** Table I, items 1, 2, 15, 28, 29.

#### IEC702I ddd, VOLUME LABELS CANNOT BE VERIFIED

**Explanation:** The system attempted to write a label on the volume on device ddd. The label could not be verified.

**System Action:** The system rewinds and unloads the volume. Immediately, or in a short time, the system issues message IEC701D which follows this message.

**Operator Response:** Respond as indicated for message IEC701D, which follows this message.

#### IEC703I ddd, VOLUME IS FILE PROTECTED

**Explanation:** The volume on device ddd is file protected; that is, its file protection ring is not inserted, so it can only be read. A label cannot be written on the volume.

**System Action:** The system rewinds and unloads the volume. Immediately or in a short time, the system issues message IEC701D.

**Operator Response:** Respond as indicated for message IEC701D, which follows this message.

#### IEC704A L ddd[,ser][,labtyp][,den][,jjj,sss][,dsn]

**Explanation:** L indicates that the tape volume on unit ddd requires label information. The label is to be written as the type specified by labtyp in the density specified by den.jjj indicates the job requesting the volume and sss indicates the job step requesting the volume. These fields may or may not appear in the message text. If ser appears in the message text it indicates a specific volume serial was requested. If a MONITOR DSNNAME command is active, dsn may appear and indicates the data set requesting the volume.

**Operator Response:** Determine if it is desirable to label the volume as indicated, and if so, enter REPLY xx,'ser [ccccccccc]' to allow the program to create a volume label containing the serial number (ser) (up to 6 characters) with owner name or similar information given by ccccccccc (up to 10 characters). Enter REPLY xx,'M' to reject the currently mounted volume and mount a new volume.

If ser appears in the message text, the operator may enter REPLY xx,'U [ccccccccc]' to allow the program to create a volume label containing the serial number (ser) (as specified in the message text) with owner name or similar information given by ccccccccc (up to 10 characters). Caution: REPLY 'U' should only be entered if ser appears in the message text. Otherwise, the volume will be labeled with the serial number 'U'.

#### IEC705I TAPE ON ddd,ser [IS][,labtyp],den BPI [,jjj,sss][,dsn]

**Explanation:** The labels of the tape volume whose serial number is ser, on unit ddd, have been rewritten to conform to the label type indicated by labtyp: either SL, AL, NL, or NSL in the density indicated by den.

jjj indicates the job requesting the volume and sss indicates the job step requesting the volume if these fields appear in the message text.

If a MONITOR DSNNAME command is active, dsn may appear and indicates the data set requesting the volume.

**System Action:** The job step continues processing.

**Operator Response:** Record the indicated information for use of the volume in conjunction with subsequent requests.

**Problem Determination:** Table I, items 1, 2, 3, 4, 5a, 13, 15, 16, 29. Table II, format 3.

#### IEC801I Ina THRESHOLD TRANS = nnn DC = nnn IR = nnn TO = nnn

**Explanation:** During BTAM, certain errors occurred before a specified transmission count was reached on a line.

The errors are data check errors, intervention required errors, or non-text time-out errors.

In the message text, the fields are:

Ina

Line address, in hexadecimal.

TRANS = nnn

Number of transmissions, in decimal, before an error threshold was reached.

DC = nnn

Number of data check errors, in decimal, in the above number of transmissions.

IR = nnn

Number of intervention required errors, in decimal, in the above number of transmissions.

TO = nnn

Number of non-text time-out errors, in decimal, in the above number of transmissions.

**Operator Response:** None.

#### IEC802I Ina LINE TOTALS TRANS = nnn DC = nnn IR = nnn TO = nnn

**Explanation:** This message is produced, at the request of the user, to indicate total counts for a line being used in BTAM processing.

In the message text, the fields are:

Ina

Line address, in hexadecimal.

TRANS = nnn

Total number of transmissions, in decimal.

DC = nnn

Total number of data check errors, in decimal.

IR = nnn

Total number of intervention required errors, in decimal.

TO = nnn

Total number of non-text time-out errors, in decimal.

Operator Response: None.

**IEC804A Ina CONTROL UNIT NOT OPERATIONAL. REPLY  
CONT OR POST**

*Explanation:* A not operational SIO condition occurred in a line during BTAM processing. In the message text, Ina is the line address.

*Operator Response:* Make sure the control unit is operational. Enter one of the following replies:

- REPLY xx,'CONT'. The system retries the condition. If the retry is successful, processing continues; if the retry is not successful, this message is issued again.
- REPLY xx,'POST'. The operation is posted comple-with-error and the not-operational SIO bit will be on in the DECERRST field of the data event control block (DECB).

If a reply is not entered before the requesting job is canceled, the system may enter wait state. If the problem recurs, call IBM for hardware support.

**IEC805I I/O ERROR - CHECKPOINTS TERMINATED**

*Explanation:* An uncorrectable input/output error occurred while writing the current checkpoint record in the checkpoint data set. The record could not be written.

*System Action:* Processing continues, but no checkpoint records are written.

*Operator Response:* Either allow the job to continue, or restart the job at the last checkpoint by reloading the program. If the job is restarted, processing will continue as usual and checkpoint records will be written as specified.

*Problem Determination:* Table I, items 1, 2, 3, 5a, 15, 29.

**IEC807I cuu ONLINE TEST xx yy tt nnn id**

*Explanation:* This message reports the results of an online test in which BTAM sends test messages to a remote computer or terminal, or in which BTAM sends a request-for-test message specifying a test type (X field) of 0. This message appears once for each online test, following transmission of all requested test messages.

In the message text, the fields are:

cuu

Address of the communication line (channel and unit).

xx

Test type specified in the request-for-test message.

yy

Number of test message transmissions requested, as specified by the Y field of the request-for-test message.

tt

Number of time-out errors that occurred during the test message transmissions.

nnn

Number of NAK responses to BTAM-transmitted test messages.

id

Terminal identification sequence of the terminal to which the BTAM-transmitted test message or request-for-test message was sent, for multipoint terminals only.

Operator Response: None.

**IEC808I cuu ONLINE TEST xx nnn tt ll dd**

*Explanation:* This message reports the results of an online test in which BTAM receives test messages from a remote

computer or terminal. This message appears once for each online test, following receipt of all test messages from the remote computer or terminal.

In the message text, the fields are:

cuu

Address of the communication line (channel and unit).

xx

Test type specified in the request-for-test message received from the remote computer or terminal.

nnn

Number of test message transmissions received from the remote computer or terminal.

tt

Number of time-out errors that occurred while receiving test messages.

ll

Number of lost-data errors that occurred while receiving test messages.

dd

Number of data checks that occurred while receiving test messages.

Operator Response: None.

**IEC809I Ina CONTROL UNIT NOT OPERATIONAL**

*Explanation:* This message indicates that a not operational SIO condition occurred in a line during BTAM processing. In the message text, Ina is the line's address.

Operator Response: Reactivate the appropriate control unit.

**IEC815I** { cuu tttt yy ERS z  
 cuu xx tttt THRESHLD  
 cuu xx tttt yy eeee zzzz yy eeee zzzz yy eeee zzzz  
 cuu ww tttt eeeeeee zzzz eeeeeee zzzz eeeeeee zzzz eeeeeee zzzz }

*Explanation:* This message provides the results of a scan of the error file of an IBM 2715 Transmission Control Unit. The scan occurs when the error threshold for one of the area stations connected to the 2715 is exceeded (threshold value is eight) or when manually requested at the 2715, the 2740 terminal attached to the 2715, or the central system console. BTAM prints the message on the master console, the teleprocessing console, or the system maintenance console, depending on the routing code specified at the 2715.

In all four formats of the message text, cuu is the address in EBCDIC of the communications line (channel and unit), xx is the address in hexadecimal of the area station for which the error scan is reported, tttt is the time (0001 - 2400) when the error occurred, and ww is the address in hexadecimal of a particular adapter within the 2715. Fields appearing uniquely within a message format are described below.

The first format of the message is issued when five or more of the eight errors involved a particular one of the devices attached to the area station. In the message text, yy is the address in hexadecimal of the device for which the errors occurred, and z is the number of errors (from decimal 5 to 8) that occurred for the device.

The second format of the message indicates that the threshold value of eight has been reached for the area station whose address is xx, but that no one device attached to the station accounted for as many as five of the errors.

The third format of the message is issued twice whenever an error scan for a particular area station is manually requested at the 2715, the 2740 terminal attached to the 2715, or the central system console. The address of device yy for which the error data eeee was recorded at time zzzz is given four times in each message; the two messages together thus provide



information about the eight most recent error occurrences for area station xx.

The fourth format of the message is issued twice whenever an error scan for a particular 2715 adapter is manually requested at the 2715, the 2740 terminal attached to the 2715, or the central system console. The error data eeeeeee for adapter ww recorded at time zzzz is given four times in each message; the two messages together thus provide information about the eight most recent error occurrences for adapter ww. Operator Response: None.

**IEC900I INVALID ABEND CODE PASSED TO MODULE mod**

*Explanation:* The module mod is an OPEN/CLOSE/EOV Problem Determination routine. It did not recognize the passed abnormal termination code, so it issued an Fxx abnormal termination code where xx =

- 13 for OPEN
- 14 for CLOSE
- 17 for CLOSE TYPE = T
- 37 for EOV.

Register 12 contains the abnormal termination code passed to the module.

*System Action:* The task is terminated.

*Programmer Response:* None.

*Problem Determination:* Table I, items 1, 4, 5a, 7b, 16, 29. Table II, Format 3.

**IEC902I 235,rc,cc,jjj,sss,ddn**

*Explanation:* An error occurred during processing associated with SVC 53, which gets and releases exclusive control of a resource associated with a BDAM data set. The task recovery routine for this SVC determined that a control block required as input to SVC 53 was not in the user's region and/or key. (The control block is identified by rc.) In the message text, 235, rc, cc, associates this message with system completion code 235, with return code rc, and with cleanup code cc. Other fields in the message text are:

jjj  
jobname  
sss  
step name  
ddn  
DDname

The values of rc identify the control block found to be outside the user's key or region. They are as follows:

*Return*

Code	Meaning
01	IOB (nothing was written to the GTF data set).
02	DCB (nothing was written to the GTF data set).
03	BLKREF address - applicable only if SVC 53 was entered because a RELEX macro was issued (nothing was written to the GTF data set).
04	DECB (nothing was written to the GTF data set).
05	DEB (nothing was written to the GTF data set).
06	Next IOB to get exclusive control (nothing was written to the GTF data set).
84	DECB (the IOB was written to the GTF data set).
85	DEB (the DCB was written to the GTF data set).
86	Next IOB to get exclusive control (the entry in the exclusive control list that's related to this IOB was written to the GTF data set).

The values of cc identify the results of attempting to clean up the processing left in partial stages of completion by SVC 53. The values and meanings are as follows:

*Cleanup*

Code	Meaning
01	Cleanup not attempted. The request for which the SVC was entered is unfulfilled. All control blocks remain as they were before the SVC was issued.
02	An attempt was made to complete processing if the current request was to get or release exclusive control. If a user error was determined, the current request was removed from all queues. If not a user error, processing of the current request was completed. The DCB associated with the request should be reusable.
03	A request to get exclusive control failed; the block was not enqueued. An attempt was made to restore all control blocks to the state they were in before SVC 53 was issued. The DCB associated with the request should be reusable.
04	No cleanup was done for the request to get or release exclusive control. It was determined that none was required, as all SVC processing had completed. The DCB associated with the request should be reusable.
05	No cleanup was done for the request to get or release exclusive control. The abnormally terminating task is enqueued on a block which is inaccessible to other users. Use of exclusive control is unpredictable.
06	No cleanup was attempted for the request to release exclusive control. The block for which the abnormally terminating task had control was dequeued from the system queue but remains on the exclusive control list. This block is inaccessible to other users.
07	Cleanup not attempted because DEBCHK found an invalid DEB, audit trail bit was invalid, or the condition is unknown. Results are unpredictable.
08	While cleaning up exclusive control resources, the recovery routine program checked. Condition is unknown. Results of future use of the exclusive control function with this DCB are unpredictable.

*System Action:* Those control blocks indicated by the particular return code (as specified above) are written to the GTF data set. The task is terminated.

*Programmer Response:* Ensure the validity of the control block from which the address of the block in error was taken. For example, ensure that the input specified in the RELEX macro instruction, the BLKREF address, is valid and in the correct format and that the DCB address passed is valid. If the RELEX macro was not issued, ensure that the IOB related to the exclusive control request is correct and contains the correct DECB address (IOBECBPT) and DCB address (IOBDCBPT). In addition, check the DCBDEBAD field in the DCB to ensure that it contains the correct DEB address, and that the DEB (DEBDCBAD) points back to this DCB. If the next IOB is found to be in error, find the entry in the read exclusive list associated with the requested block and ensure that the RDXIOBUQ field in correct.

*Problem Determination:* Table I, items 4, 5b, 16, 29. Table II, item 3.

**IEC903I 135,rc,cc,jjj,sss,ddn**

*Explanation:* An error occurred during processing associated with SVC 53, which gets and releases exclusive control of a resource associated with a BDAM data set. The task recovery routine for this SVC determined that all user control blocks required as input to the SVC were in the user's region and key; hence the error could not be ascribed to any user control block. In the message text, 135, rc and cc, associate this message with system completion code 135, return code rc, and cleanup code cc. Other fields in the message text are:

jjj  
job name



sss

step name  
ddn  
DDname

The values of rc indicate the results of a system dump request to the SYS1.DUMP data set. The values and their meanings are as follows:

Return

Code	Meaning
04	SYS1.DUMP taken successfully.
08	Partial SYS1.DUMP taken.
0C	SYS1.DUMP unsuccessful.

The values of cc identify the results of attempting to cleanup the processing left in partial stages of completion by SVC 53. Their values and meanings are as follows:

Cleanup

Code	Meaning
01	Cleanup not attempted. The request for which the SVC was entered is unfulfilled. All control blocks remain as they were before the SVC was issued.
02	An attempt was made to complete processing if the current request was to get or release exclusive control. If a user error was determined, the current request was removed from all queues. If not a user error, processing of the current request was completed. The DCB associated with the request should be reusable.
03	A request to get exclusive control failed; the block was not enqueued. An attempt was made to restore all control blocks to the state they were in before SVC 53 was issued. The DCB associated with the request should be reusable.
04	No cleanup was done for the request to get or release exclusive control. It was determined that none was required, as all SVC processing had completed. The DCB associated with the request should be reusable.
05	No cleanup was done for the request to get or release exclusive control. The abnormally terminating task is enqueued on a block which is inaccessible to other users. Use of exclusive control is unpredictable.
06	No cleanup was attempted for the request to release exclusive control. The block for which the abnormally terminating task had control was dequeued from the system queue but remains on the exclusive control list. This block is inaccessible to other users.
07	Cleanup not attempted because DEBCHK found an invalid DEB, audit trail bit was invalid, or the condition is unknown. Results are unpredictable.
08	While cleaning up exclusive control resources, the recovery routine program checked. Condition is unknown. Results of future use of the exclusive control function with this DCB are unpredictable.

System Action: A system dump is taken to SYS1.DUMP data set and the task is terminated.

Programmer Response: None.

Problem Determination: Table I, items 4, 5a, 13, 16, 29.

IEC904I 239,rc,cc,jjj,sss,ddn

Explanation: An error occurred during processing associated with SVC 57, which frees a buffer or extends the unscheduled list (via a FREEDBUF macro issued either by the user or by the system). The BDAM task recovery routine for this SVC determined that a control block required as input to SVC 57 was not in the user's region and/or key. (The control block is identified by rc.) In the message text, 239, rc and cc associate this message with system completion code 239, with return

code rc, and with the cleanup code cc. Other fields in the message text are:

jjj  
job name  
sss  
step name  
ddn  
DDname

The values of rc identify the control block found to be outside the user's region or key. They are as follows:

Return

Code	Meaning
01	DCB (nothing was written to the GTF data set).
02	DECB (nothing was written to the GTF data set).
03	BCB (nothing was written to the GTF data set).
04	USL (nothing was written to the GTF data set).
05	Next IOB to get a buffer (nothing was written to the GTF data set).
82	DECB (the DCB was written to the GTF data set).
83	BCB (the DCB and DECB were written to the GTF data set).
84	USL (the DCB, DECB, and BCB were written to the GTF data set).
85	Next IOB to get a buffer (the DCB, DECB, and BCB were written to the GTF data set).

The values of cc identify the results of attempting to clean up the processing left in partial stages of completion by SVC 53. Their meanings are as follows:

Cleanup

Code	Meaning
01	Cleanup was unsuccessful. While attempting to clean up the buffer and IOB queues the recovery routine program checked. Results of future use of dynamic buffering with this DCB are unpredictable.
02	Cleanup was successful. The DCB with dynamic buffering should be reusable.
03	Cleanup not attempted. It was determined unnecessary as all processing was completed before the abnormal termination. The DCB with dynamic buffering should be reusable.
04	Cleanup not attempted because DEBCHK found an invalid DEB or the audit trail bit was invalid. Results of future use of dynamic buffering with this DCB are unpredictable.

System Action: Those control blocks indicated by the particular return code (as specified above) are written to the GTF data set. The task is terminated.

Programmer Response: Ensure the validity of the control block from which the address of the block in error was taken. The DECB and DCB were specified in the FREEDBUF macro as input to the SVC. Ensure that the DCBBUFEB field in the DCB contains the correct address of the buffer control block and the DCBDYNB field contains the correct address of the unscheduled list (if address space is virtual). The BCB or USL contain the address of the next IOB waiting to get a buffer, if one was not available. Ensure that this address has not been overlaid. Ensure also that the input DECB contains the address of the buffer being freed (DECAREA field) and, if a buffer was requested for keys also, that the DECKYADR field contains the correct address.

Problem Determination: Table I, items 4, 5b, 16, 29. Table II, item 3.

IEC905I 139,rc,cc,jjj,sss,ddn

Explanation: An error occurred during the processing associated with SVC 57, which frees a buffer or extends the

unscheduled list (via the FREEDBUF macro issued by either the user or the system). The BDAM task recovery routine for this SVC determined that all user control blocks required as input to the SVC were in the user's region or key; hence the error could not be ascribed to any user control block. In the message text, 139, rc and cc associate this message with system completion code 139, return code rc, and with cleanup code cc. Other fields in the message text are:

jjj  
job name  
sss  
step name  
ddn  
DDname

The values of rc indicate the results of a system dump request to the SYS1.DUMP data set. They are as follows:

*Return*

Code	Meaning
04	SYS1.DUMP taken successfully.
08	Partial SYS1.DUMP taken.
0C	SYS1.DUMP unsuccessful.

The values of cc identify the results of attempting to clean up the processing left in partial stages of completion by SVC 53. They are as follows:

*Cleanup*

Code	Meaning
01	Cleanup was unsuccessful. While attempting to clean up the buffer and IOB queues the recovery routine program checked. Results of future use of dynamic buffering with this DCB are unpredictable.
02	Cleanup was successful. The DCB with dynamic buffering should be reusable.
03	Cleanup not attempted. It was determined unnecessary as all processing was completed before the abnormal termination. The DCB with dynamic buffering should be reusable.
04	Cleanup not attempted because DEBCHK found an invalid DEB or the audit trail bit was invalid. Results of future use of dynamic buffering with this DCB are unpredictable.

*System Action:* A system dump is taken to the SYS1.DUMP data set and the task is terminated.

*Programmer Response:* Notify the system programmer.

*Problem Determination:* Table I, items 4, 5a, 13, 16, 29.

#### IEC906I POSSIBLE SYSTEM ERROR DETECTED BY SYNADAF. SVC DUMP TRIED, RC = rc.

*Explanation:* An error occurred during the execution of SYNADAF or SYNADRLS. The SYNADAF task recovery routine received control during task termination after some other recovery routine failed. The return code, RC = rc, indicates the results of an SVC Dump attempt as follows:

- 0 - Successful dump.
- 4 - Partial dump.
- 8 - No dump.

*System Action:* The SVC Dump written to the SYS1.DUMP data set or user-designated data set contains the CPU prefixed storage area, nucleus, system queue area and the user's address space. The dump header contains the job name, step name, procedure step name, system completion code, and the SYNADAF task recovery routine name, IGCT006H. A software error record is written to SYS1.LOGREC and task termination continues.

*Programmer Response:* Rerun the job step.

*Problem Determination:* : Table I, items 1, 3, 5a, 15, 16, 18, 29.

#### IEC907I 744 SYNADAF ERROR, SVC DUMP TRIED, RC = rc.

*Explanation:* An error occurred during the execution of SYNADAF or SYNADRLS. The SYNADAF task recovery routine received control during task termination after a program check in a SYNADAF or SYNADRLS module. In the message text, 744 associates this message with system completion code 744.

The return code, RC = rc indicates the results of an SVC Dump attempt as follows:

- 0 - Successful dump.
- 4 - Partial dump.
- 8 - No dump.

*System Action:* The SVC Dump written to the SYS1.DUMP or user-designated data set contains the CPU prefixed storage area, nucleus, system queue area, and the user's address space. The dump header contains the job name, step name, procedure step name, system completion code 744, and the SYNADAF first load module name, IGC0006H. A software error record is written to SYS1.LOGREC. Task termination continues.

*Programmer Response:* Rerun the job step.

*Problem Determination:* Table I, items 1, 3, 5a, 15, 16, 18, 29.

#### IEC908I 112-rc, jjj, sss, ddn

*Explanation:* Invalid input was passed to SVC 18 by the BLDL or FIND macro instruction. In the message text, 112-rc associates this message with system completion code 112 and with return code rc. Other fields in the message text are as follows:

jjj  
job name  
sss  
step name  
ddn  
DDname, if a valid DCB in the user's region was passed to SVC 18; or SYSDCB, if a DCB address of 0, an invalid DCB, or the address of the system LINKLIB or SVCLIB DCB was passed to SVC 18.

The values of rc and their meanings are as follows:

*Return*

Code	Meaning
01	Parameter list not in caller's storage.
02	DCB not in caller's storage.
03,13	DCB does not point to a valid DEB. If rc is 13, the DCB is dumped to the GTF data set.
04,14	A program check occurred in the POINT routine. If rc is 14, the DCB is dumped to the GTF data set.

*System Action:* An attempt is made to trace the DCB to the GTF trace data set. The task is terminated.

*Programmer Response:* Probable user error. Correct the BLDL or FIND macro instruction. For return codes 03, 13, 04, and 14, make sure that the DCB is not being overlaid, in particular the fields DCBDEBAD and DCBPOINT. Recompile the program and rerun the job.

*Problem Determination:* Table I, items 1, 2, 5b, 15, 16, 29. Table II, format 3.

#### IEC909I 212-rc, jjj, sss

*Explanation:* An error occurred during the execution of SVC 18 which could not be attributed to invalid user input. In the message text, 212-rc associates this message with system completion code 212 and return code rc. The values of rc and their meanings are as follows:

- 01 - A dump was taken to the SYS1.DUMP data set.
- 02 - A partial dump was taken to the SYS1.DUMP data set.
- 03 - No dump was taken to the SYS1.DUMP data set.

**System Action:** An SVC Dump was attempted. A software error record was written to SYS1.LOGREC and the task is terminated.

**Programmer Response:** Make sure that the BLDL or FIND macro instruction is correctly coded, and that the parameter list and control blocks involved are not modified by the program during the execution of SVC 18.

**Problem Determination:** Table I, items 1, 3, 5a, 15, 16, 18, 29.

#### IEC910I 215-rc,x,jjj,sss,ddn

**Explanation:** The error occurred during the execution of SVC 21 (STOW). In the message text, 215-rc associates this message with system completion code 215 and with return code rc. Other fields in the message text are:

x

GTRACE indicator

0 - A trace record has been written to the SYS1.TRACE data set.

1 - An unsuccessful attempt was made to trace data; GTRACE was not active.

2 - An unsuccessful attempt was made to trace data; the GTRACE buffers were full.

3 - No information has been traced.

jjj

job name

sss

step name

ddn

DDname or \*\*\*\*\* if unable to locate the DDname.

The values of rc and their meanings are as follows:

**Return**

**Code Meaning**

01 The DCB whose address was supplied in register 1 is not in the caller's region.

02 The DCB does not point to a valid DEB, or the DEB does not point back to the DCB.

03 The DCB contains an invalid entry pointer to the device characteristics table.

04 The parameter list whose address was supplied in register 0 is not in the caller's region.

**System Action:** If the DCB is in the caller's region, an attempt is made to trace it to the GTF trace data set. The task is terminated.

**Programmer Response:** Probable user error. For return codes 01, 02, and 03, verify that register 1 contained the correct DCB address prior to issuing SVC 21 and that the DCB has not been overlaid since being opened. For return code 04, verify that register 0 contained the correct parameter list address and that the list is within the caller's region prior to issuing SVC 21.

**Problem Determination:** Table I, items 1, 3, 5a, 15, 16, 29. Table II, format 3.

#### IEC911I 315-rc,jjj,sss,ddn

**Explanation:** An error occurred during the execution of SVC 21 (STOW) which could not be attributed to invalid user input. In the message text, 315-rc associates this message with system completion code 315 and with return code rc from SVC Dump. Other fields in the message text are as follows:

jjj

job name

sss

step name

ddn

DDname or \*\*\*\*\* if unable to locate the DDname.

The values of rc and their meanings are as follows:

**Return**

**Code Meaning**

01 SDUMP successfully completed.

02 The dump data set contains a partial dump.

03 Unable to dump.

**System Action:** An SVC Dump is issued. A software error record is written to SYS1.LOGREC and the task is terminated.

**Programmer Response:** Make sure that the STOW macro instruction is correctly coded, and that the parameter list and DCB involved are not modified by your program during the execution of SVC 21.

**Problem Determination:** Table I, items 1, 2, 3, 7ab, 11, 13, 15, 18, 29.

#### IEC912I 118-rc,jjj,sss,ddn

**Explanation:** Invalid parameters were passed to DEVTYPE (SVC 24). In the message text, 118-rc associates this message with system completion code 118 and with return code rc. Other fields in the message text are as follows:

jjj

job name

sss

step name

ddn

DDname of \*\*\*\*\* if no valid DDname is passed to DEVTYPE.

The values of rc and their meanings are as follows:

**Return**

**Code Meaning**

01 The ddname, whose address was supplied in register 1 is not in the caller's region.

02 The output area whose address was supplied in register 0 is not in the caller's region.

**System Action:** The task is terminated.

**Programmer Response:** Probable user error. Correct the DEVTYPE macro instruction, recompile the program, and rerun the job step.

**Problem Determination:** Table I, items 1, 3, 5b, 15, 16, 29.

#### IEC913I 218-rc,jjj,sss,ddn

**Explanation:** An error occurred during the execution of SVC 24 (DEVTYPE) which could not be attributed to invalid user input. In the message text, 218-rc associates this message with system completion code 218 and with return code rc. Other fields in the message text are:

jjj

job name

sss

step name

ddn

DDname

The values of rc and their meanings are as follows:

**Return**

**Code Meaning**

01 A dump was taken to the SYS1.DUMP data set.

02 A partial dump was taken to the SYS1.DUMP data set.

03 No dump was taken to the SYS1.DUMP data set.

**System Action:** An SVC Dump is issued. A software error record is written to SYS1.LOGREC and the task is terminated.

**Programmer Response:** Make sure that the DEVTYPE macro instruction is correctly coded, and that the areas passed to DEVTYPE are not freed by your program during the execution of SVC 24.

**Problem Determination:** Table I, items 1, 3, 5a, 15, 16, 18, 29.

**IEC914I 119-rc,jjj,sss,ddn**

*Explanation:* Invalid input was passed to SVC 25 (track balance). In the message text, 119-rc associates this message with system completion code 119 and with return code rc.

Other fields in the message text are:

jjj  
 job name  
 sss  
 step name  
 ddn  
 DDname

The values of rc and their meanings are as follows:

*Return*

Code	Meaning
01	The DCB is not in the caller's region.
02,12	The DCB does not point to a valid DEB. If rc is 12, the DCB is traced to the GTF data set.
03,13	The IOB address (pointed to by DCBIOBAD) is not in the caller's region. If rc is 13, the DCB is traced to the GTF data set.
04,14	The channel program address (pointed to by IOBSTART) is not in the caller's region. If rc is 14, the DCB and IOB are traced to the GTF data set.

*System Action:* An attempt was made to trace pertinent control blocks to the GTF trace data set and the task is terminated.

*Programmer Response:* Probable user error. Make sure that your program does not overlay the DCB and IOB fields described by the error code. Correct the error and rerun the job step.

*Problem Determination:* Table I, items 1, 3, 5b, 16, 29. Table II, format 3.

**IEC915I 219-rc,jjj,sss,ddn**

*Explanation:* An error occurred during the execution of SVC 25 which could not be attributed to invalid user input. In the message text, 219-rc associates this message with system completion code 219 and with return code rc. Other fields in the message text are:

jjj  
 job name  
 sss  
 step name  
 ddn  
 DDname

The values of rc and their meanings are as follows:

*Return*

Code	Meaning
01	A dump was taken to the SYS1.DUMP data set.
02	A partial dump was taken to the SYS1.DUMP data set.
03	No dump was taken to the SYS1.DUMP data set.

*System Action:* The system issues an SVC Dump, writes a software error record to SYS1.LOGREC, and the task is terminated.

*Programmer Response:* Make sure that your program does not alter the DCB or IOB during execution of SVC 25.

*Problem Determination:* Table I, items 1, 3, 5a, 15, 16, 18, 29. Table II, format 3.

**IEC916I 145-rc,x,jjj,sss,ddn**

*Explanation:* The error occurred during execution of SVC 69 (backspace). In the message text, 145-rc associates this message with system completion code 145 and with return code rc. Other fields in the message text are:

x  
 GTRACE indicator

0 - A trace record has been written to the SYS1.TRACE data set.

- 1 - An unsuccessful attempt was made to trace data; GTRACE was not active.
- 2 - An unsuccessful attempt was made to trace data; the GTRACE buffers were full.
- 3 - No information has been traced.

jjj  
 job name  
 sss  
 step name  
 ddn

DDname, or \*\*\*\*\* if unable to locate the DDname.

The values of rc and their meanings are as follows:

*Return*

Code	Meaning
01	The DCB whose address was supplied in register 1 is not in the caller's region.
02	The DCB does not point to a valid DEB or the DEB does not point back to the DCB.
03	The device type field in the DCB is invalid.
04	The DCB contains an invalid entry pointer to the device characteristics table.
05	Normal scheduling; the DCB does not point to a valid IOB or the IOB pointed to by the DCB does not point to a valid IOB within the caller's region.
06	Chained scheduling; the DCB does not point to a valid main IOB within the caller's region.
07	Chained scheduling; The DCB, or the ICB pointed to by the DCB, does not point to a valid ICB within the caller's region.
08	Chained scheduling; the ICBs are not correctly chained together or the value of DCBNCP is less than the number of ICBs. Normal scheduling; same error in IOBs for chained scheduling.

*System Action:* The backspace task recovery routine has been invoked. If the caller's DCB, main IOB, and first ICB for chained scheduling, or first IOB for normal scheduling are in his region, an attempt was made to trace them to the SYS1.TRACE data set.

*Programmer Response:* Probable user error. Verify that register 1 contained the correct DCB address prior to issuing BSP and that the DCB has not been overlaid since being opened. If the DCB is valid, verify that it contains the correct IOB and/or ICB addresses and that neither the IOBs and/or the ICBs have been overlaid.

*Problem Determination:* Table I, items 1, 3, 5a, 15, 16, 29. Table II, format 3.

**IEC917I 245-rc,jjj,sss,ddn**

*Explanation:* An error occurred during the execution of SVC 69 (backspace) which could not be attributed to invalid user input. In the message text, 245-rc associates this message with system completion code 245 and with return code rc from SVC Dump. Other fields in the message text are:

jjj  
 job name  
 sss  
 step name  
 ddn

DDname, or \*\*\*\*\* if unable to locate the DDname.

The values of rc and their meanings are as follows:

*Return*

Code	Meaning
01	SDUMP successfully completed.
02	The dump data set contains a partial dump.
03	Unable to dump.

**System Action:** The backspace task recovery routine has been invoked. Low core and the caller's region have been dumped to the SYS1.DUMP data set. The caller's input register 1 and his DCB have been written to the SYS1.LOGREC data set.

**Programmer Response:** Make sure that the BSP macro instruction is correctly coded and that the DCB and the IOBs and/or ICBs for the file being processed are not overlaid by your program during the execution of SVC 69.

**Problem Determination:** Table I, items 1, 2, 3, 7ab, 11, 13, 15, 18, 29.

#### IEC918I cde-xy,jjj,sss,ddn

**Explanation:** An error occurred during the execution of SETPRT. The fields in the message text are:

cde

System completion code 151, 251, 351, or 451. See the description of the appropriate system completion code for an explanation of its meaning.

x

Reason codes:

With 451 completion codes

- 1 DCB EXLIST pointer did not pass validity checking.
- 2 IOBs/ICBs did not pass validity checking.
- 3 DEB did not pass validity checking.
- 4 DCB did not pass validity checking.

With 251 completion codes

- 1 Exit list entry invalid.
- 2 FCB image invalid.
- 3 User-provided image did not pass validity checking.

With 351 completion codes converted from SDUMP SVC

- 1 Successful SDUMP.
- 2 Partial SDUMP.
- 3 Unsuccessful SDUMP.

y

GTRACE code with 151, 251, and 451 completion codes:

- 1 GTRACE successful.
- 2 GTRACE unsuccessful.
- 0 with 351 completion codes.

jjj

job name

sss

step name

ddn

DDname

**System Action:** The task is terminated. See the system action for the appropriate system completion code.

**Programmer Response:** See the appropriate system completion code.

**Problem Determination:** Table I, items 1, 3, 5a, 15, 16, 18, 29. Table II, format 3.

#### IEC919I 169-rc,jjj,sss

**Explanation:** The error occurred during the execution of IMGLIB with the CLOSE option. The DCB address passed to IMGLIB in register 1 was invalid. In the message text, 169-rc associates this message with system completion code 169 and with return code rc. Other fields in the message text are:

jjj

job name

sss

step name

The values of rc and their meanings are as follows:

Return

Code	Meaning
01	DCB address is outside of the user's region.
02	The DCB does not point to a valid DEB, or the DEB does not point back to the DCB.

03 The DCB does not point to a valid DEB, or the DEB does not point back to the DCB; the DCB was written to the GTF trace data set.

**System Action:** For return code 03, the DCB is written to the GTF data set. For other return codes, no data is traced and the task is terminated.

**Programmer Response:** Probable user error. Make sure that the IMGLIB CLOSE macro instruction is correctly coded. Make sure that the DCB address passed to IMGLIB is the same address returned to your program by a previous IMGLIB OPEN.

**Problem Determination:** Table I, items 1, 3, 5b, 15, 16, 29. Table II, format 3.

#### IEC920I 269-rc,jjj,sss

**Explanation:** An error occurred during the execution of IMGLIB OPEN or IMGLIB CLOSE which could not be attributed to invalid input to IMGLIB. In the message text, 269-rc associates this message with system completion code 269 and with return code rc. Other fields in the message text are:

jjj

job name

sss

step name

The values of rc and their meanings are as follows:

Return

Code	Meaning
01	A dump was taken to the SYS1.DUMP data set.
02	A partial dump was taken to the SYS1.DUMP data set.
03	No dump was taken to the SYS1.DUMP data set.

**System:** The system issues an SVC Dump and writes a software error record to SYS1.LOGREC. The task is terminated.

**Programmer Response:** Make sure that the IMGLIB macro instruction is correctly coded.

**Problem Determination:** Table I, items 1, 3, 5a, 15, 16, 18, 29.

#### IEC921I cde-rc,jjj,sss,ddn

**Explanation:** A trace record has been written to the GTF trace data set. In the message text, cde-rc associates this message with system completion code cde and with return code rc. For a description of the data which has been traced refer to the description of the completion, its corresponding return code, and the associated message. Other fields in the message text are:

jjj

job name

sss

step name

ddn

DDname

**System Action:** A trace record is written to the GTF trace data set.

**Programmer Response:** Respond as indicated in the explanation of the system completion code cde, and its associated message.

**Problem Determination:** Table I, item 29. Table II, format 3.

#### IEC950I 003-x 3525 ASSOCIATED DATA SET I/O SEQUENCE ERROR

**Explanation:** This is an explanatory message for the system completion code 003. A sequence I/O error has occurred for a 3525 reader punch. In the message text, x defines the nature of the error.

- If x is 1, the error occurred because of a READ I/O sequence error.
- If x is 2, the error occurred because of a PUNCH I/O sequence error.

- If x is 3, the error occurred because of a PRINT I/O sequence error.

**System Action:** The system terminates the task.  
**Programmer Response:** Probable user error. Specify the I/O macro instructions in the proper sequence and rerun the job.  
**Problem Determination:** Table I, items 1, 5a, 15, 16, 29.

**IEC951I 004 INVALID FORMAT CARD OR INVALID DEVICE FOR OMR**

**Explanation:** Either the format card for Read Column Eliminate (RCE) or for Optical Mark Read (OMR) is invalid, or the device indicated with OMR is ineligible for OMR. Register 15 has the return code X'05.'

**System Action:** The system terminates the task.  
**Programmer Response:** Probable user error. Verify the referenced fields and rerun the job.  
**Problem Determination:** Table I, items 1, 5a, 15, 16, 29.

**IEC952I 004 CONFLICTING/INVALID DCB FUNC OR RELATED PARAMETER**

**Explanation:** This is an explanatory message for system completion code 004. A conflicting or invalid DCB parameter (FUNC or related parameter) was specified. The contents of register 15 indicate the nature of the error:

Register 15  
 Contents in

Hexadecimal	Explanation
01	An invalid DCB FUNC parameter was specified.
02	An invalid combination of the DCB FUNC parameter and CNTRL macro instruction was specified.
03	Conflicting associated data set access methods were specified.
04	An invalid DCB was specified with a 3505 or 3525.

**System Action:** The system terminates the task.  
**Programmer Response:** Probable user error. Verify the referenced fields and rerun the job.  
**Problem Determination:** Table I, items 1, 5a, 15, 16, 29.

**IEC953I 004 DATA PROTECTION IMAGE NOT FOUND**

**Explanation:** This is an explanatory message for the system completion code 004. A data protection image was not found. This is indicated by a X'06' return code in register 15. The image was not found for one of the following reasons:

1. It is not in the SYS1.IMAGELIB data set.

2. The volume containing SYS1.IMAGELIB is not mounted.
3. The SYS1.IMAGELIB data set is not cataloged.

**System Action:** The system terminates the task.  
**Programmer Response:** Probable user error. Verify the referenced fields and rerun the job.  
**Problem Determination:** Table I, items 1, 5a, 15, 16, 29.

**IEC954I 23F INVALID ATTEMPT TO ACCESS CHECKPOINT DATA SET (ddn)**

**Explanation:** This is an explanatory messages for the system completion code 23F An unauthorized user has attempted to access a checkpoint data set, described by DD statement ddn. Checkpoint data sets contain information which is critical to overall system security and integrity; only authorized programs are allowed access. This message is a WTP and will, therefore, appear only on the system message output for the job.  
**System Action:** The task is terminated.  
**Programmer Response:** Remove the logic that accesses the checkpoint data set and recompile the program, or authorize the program.  
**Problem Determination:** Table I, items 1, 5b, 15, 16, 23, 29.

**IEC999I mod,sub, {debaddr = xxxxxx }  
 {workarea = xxxxxx }**

**Explanation:** This message is issued during termination of a module. The fields in the message text are:

- mod  
name of the module in which the error occurred (usually IFGOTCOA)
- sub  
subroutine of CSECT within the module in error
- debaddr  
address of a DEB which could not be properly closed. The DEB has been removed from the TCB DEB chain
- workarea  
address of the workarea for the module in error which should appear in an SDUMP

**System Action:** The task is terminated.  
**Programmer Response:**  
 If debaddr = is specified, the problem is probably with the program that issued the OPEN SVC. Correct the problem and rerun the job.  
 If workarea = is specified, a system problem was encountered. Prior to contacting field engineering for help, make the SDUMP and failing job available.

## Section 7: Telecommunications Access Method Messages (IED)

Component Name	IED
IEDnnns: Program Producing Message	TCAM (Telecommunications Access Method).
Audience and Where Produced	For operator: console. For system programmer: console or operator control station.
Message Format	xx IEDnnns xx Message identifier (absent, if operator reply not required). nnn Message serial number. s Type code: A Action; operator must perform a specified action. D Decision; operator must choose an alternative. I Information; no operator action is required.
Associated Publications	OS/VS TCAM User's Guide, GC30-2045. OS/VS2 TCAM Programmer's Guide, GC30-2041.
Problem Determination	Refer to Tables I and II at the back of this publication for problem determination instructions.
***IED9nnn: Program Producing Message	Assembler program during expansion of TCAM message handler macro instructions.
Audience and Where Produced	For system programmer: assembler listing in SYSPRINT data set.
Message Format	ss,     ***IED9nn text ss     Severity code indicating effect of error on execution of program being assembled: * Information only, does not affect execution. 4 Warning; successful execution probable. 8 Error; execution may fail. 12 Serious error; successful execution improbable. 16 Terminal error; successful execution impossible. 9nn Message serial number. text Message text.
Associated Publications	OS/VS2 TCAM Programmer's Guide, GC30-2041.



**IED001I TCAM JOB jjj,sss,ppp ADDRESS OF AVT xxx**  
*Explanation:* A TCAM Message Control Program (MCP) identified in the message text by the job name jjj, the step name sss, and the procedure step name ppp, is being started. In the message text, xxx is the absolute address of the beginning of the Address Vector Table (AVT).  
*System Action:* Processing continues.  
*Programmer Response:* None.  
*Operator Response:* None required. This address may be used to alter the MCP from the console, if requested by the systems programmer.

**IED002A SPECIFY TCAM PARAMETERS**  
*Explanation:* At least one of the following operands has been omitted from the INTRO macro instruction: STARTUP = (S = ), KEYLEN = (K = ), LNUNITS = (B = ) or, if DISK = YES is coded in INTRO, CPB = (D = ). If any of these operands is omitted from the INTRO macro instruction at assembly, it must be specified at execution time.

*System Action:* The system enters a wait state until the proper response is received. The message will then be repeated until the required keywords and 'U' are specified.  
*Programmer Response:* If the operator enters REPLY xx,'U', the system will issue message IED004A, which identifies and asks for the missing keyword, unless 'U' is the missing keyword. Provide the required values according to the directions for dynamic specification of INTRO operands at INTRO execution time as provided in the OS/VS TCAM Programmer's Guide, GC30-2041.  
*Operator Response:* Enter the values for the required operands that were omitted and for other INTRO operands according to the detailed directions for dynamic specification of INTRO operands that should have been provided by the system programmer. If the system programmer has not provided the information, contact him.  
*Problem Determination:* Table I, items 2, 10, 29.

### IED003A INVALID KEYWORD xxx

*Explanation:* An invalid response keyword has been entered in a response to message IED002A. In the message text, xxx represents the four characters of the unrecognizable keyword.  
*System Action:* The system enters a wait state until the response is provided. All keywords to the right of the unidentified four characters are ignored.

*Operator Response:* Probable user error. Enter a new response, respecifying the keyword in error, if required. Since all operands to the right of the keyword in error are ignored, all such operands must be respecified.

*Problem Determination:* Table I, items 2, 10, 29.

### IED004A REQUIRED PARAMETER MISSING. SPECIFY op

*Explanation:* A 'U' has been coded at the end of a response to message IED002A at execution time, indicating that all operands have been specified, but a value has not yet been specified for one or more of the following operands: STARTUP = , KEYLEN = , LNUNITS = or, if DISK = YES is coded, CPB = .

In the message text, op is the name of the missing operand.  
*System Action:* The system enters a wait state until the response is received.

*Programmer Response:* Provide the operator with the necessary information to complete the response.

*Operator Response:* Probable user error. Enter a value for the specified operand in your response to this message. If the system programmer has not provided you with this information, contact him.

*Problem Determination:* Table I, items 2, 10, 29.

### IED005A MSUNITS (M) SPECIFICATION NOT PERMITTED. CONTINUE RESPONSE

*Explanation:* Either MSUNITS = 0 was coded in the INTRO macro instruction or the MSUNITS = operand was omitted from the INTRO macro instruction. As a result, the operator may not assign buffer units to a storage message queues data set in response to the message IED002A.

*System Action:* The system enters a wait state until the response is continued.

*Programmer Response:* If a message queues data set in storage is required, cancel the job, code a positive integer in the MSUNITS = operand of the INTRO macro instruction, and reassemble and reexecute the MCP.

*Operator Response:* Probable user error. Either continue with the response, or contact the system programmer for information.

*Problem Determination:* Table I, items 2, 10, 29.

### IED006A INVALID OPERAND ON KEYWORD. RESPECIFY keywd

*Explanation:* The keyword indicated by keywd was entered with an incorrect value in the operator's response to the previous message. Either a decimal value was not within an acceptable range, a non-decimal integer was coded when a decimal value was needed, or a character string more than eight characters long was coded.

*System Action:* The system enters a wait state until the response is entered. All keywords to the right of the invalid keyword are ignored.

*Programmer Response:* Provide a valid value for the incorrect keyword.

*Operator Response:* Probable user error. Enter a new response, specifying (if required) the keyword with a valid value. Since all keywords to the right of the one in error are ignored, all such keywords should also be respecified. If you do not know what a valid value is, notify the systems programmer.

*Problem Determination:* Table I, items 2, 10, 29.

### IED007I xxx IS AN ILLEGAL DESTINATION

*Explanation:* This message is generated whenever the terminal name table sort routine is unable to calculate a valid offset into the terminal name table after it has been sorted into collating sequence. The destination named in the message to be in an invitation, cascade or distribution list, a terminal which has been specified as an alternate destination by the ALTDEST = operand of a TERMINAL or TPROCESS macro instruction, or a station that does not have the capability to accept messages will also generate this message.

*System Action:* A return code of X'10' is passed to the initialization routine (IEDQOA) in register 15. IEDQOA does not call any of the other INTRO non-resident initialization routines but writes out the error message IED065I and returns to INTRO which passes control to the next instruction.

*Programmer Response:* Probable user error. The incorrect ALTDEST = operand, or the invalid cascade or distribution entry (indicated by xxx) should be corrected, and the Message Control Program reassembled and executed again.

*Problem Determination:* Table I, items 5a, 10, 29.

### IED008I TCAM OPEN ERROR cde-y descriptor IN DCB ddn

*Explanation:* In attempting to open the data set represented by the DD statement named ddn, TCAM's open executors encountered an error. cde is a three-digit code indicating what type of data set was being opened when the error was encountered. Possible codes and their meanings are as follows:

Code	Explanation
040	The error occurred in opening a line group data set.
041	The error occurred in opening a message queues data set.

In the message text, y is a one-byte reason code naming the specific error that was encountered, and descriptor is a one-word abbreviation corresponding to y. If no asynchronous error routine is provided, the value in register 0 following the ABEND will be meaningless. Possible values for y upon entry to user's asynchronous error routines are:

Code in Console	Reg. 0	Code	y	Meaning
	01	040-1	DEBCORE	There is not enough virtual storage to build a data extent block (DEB) for a line group data set.
	02	040-2	DEVLIN	Incompatible stations are specified in the same line group.
	03	040-3	NOTPDEV	The device class field of the first unit control block (UCB) for a station in the line group specifies something other than telecommunications or graphics.
	04	040-4	CTLUNIT	An unsupported control unit is specified for this line group.
	05	040-5	BRXUCB	The adapter-type and model-code bits in a unit control block (UCB) specify something other than those devices supported by TCAM.



06	040-6	DEVCHAR	The device characteristics specified for stations in this line group are not consistent with the devices specified on the DD statement.	0A	041-1	DISKAVT	An incorrect length is specified for the address vector table (AVT) in order to support switched message queuing. Disk queuing is specified in a DCB macro defining a message queues data set, but the INTRO macro that generates the AVT specifies DISK = NO.
07	040-7	LCBCORE	There is not enough main storage to build a line control block (LCB) for a line group.	0B	041-2	KEYLNDR	The key length specified by the KEYLEN = operand of the INTRO macro does not agree with the key length specified in the IEDQDATA DD statement of the IEDQXA utility used to format the message queues data set.
08	040-8	SCBCORE	There is not enough main storage to build a station control block (SCB) for a switched line.	0C	041-3	DEVUCBS	Dissimilar disk types are defined for message queuing.
09	040-9	BSCINER	The binary synchronous interface specified in the data control block does not agree with that specified in a unit control block (UCB) for a line in this line group.	0D	041-4	QUEUING	The OPTCT = operand for this DCB specifies something other than reusable or nonreusable queuing.
11	040-A	NVALUCB	No valid unit control block (UCB) addresses were found for this line group; all UCB addresses checked were zero.	0E	041-5	MDEBCOR	A GETMAIN macro was issued by TCAM to obtain main storage to build a data extent block (DEB) for a message queues data set, but there was not enough main storage to satisfy the request.
12	040-B	HPSZLRG	The sum of the header prefix size plus the number of bytes reserved in the first buffer of each message by the RESERVE = operand of the line group DCB macro is equal to, or greater than, the size of the buffers assigned to the lines in the group for input; thus, there is no room in the buffers for data.	0F	041-6	MIOBCOR	A GETMAIN macro was issued by TCAM to obtain main storage to build input/output blocks (IOBs) for a message queues data set, but there was not enough main storage to satisfy the request.
13	040-C	NODATST	There is no data set for the type of queuing specified by the terminal table entry for a line or line group.	10	041-7	NOFORMT	The message queues data set was allocated but not formatted correctly; the last record number written on a track is zero.
14	040-D	NOLINES	The QUEUES = operand of a TERMINAL macro specified an unopened data set because each terminal entry for each line in this line group specified an unopened data set. The data set for this line group cannot be opened.	11	041-8	UNAUTH	The invoking task is not an authorized program.
15	040-E	RELINED	A queue control block (QCB) was found that specified a relative line number of zero.	17	041-G	DSPAREA	There was not enough main storage to satisfy a GETMAIN request to build a TCAM control area in the subpool.
16	040-F	CHARERR	The optional features specified in the unit control block (UCB) do not agree with those reflected in the device characteristics entry for this line.	20	041-P	NOTKEY6	The TCAM Message Control Program does not reside on the installation-defined authorized library or the MCP is not in the program properties table.
17	040-G	DSPAREA	There was not enough main storage to satisfy a GETMAIN request to build a TCAM control area in the subpool.	<p><i>System Action:</i> The action taken depends upon the return code provided by the user's asynchronous error routine. If no error routine is provided, TCAM will terminate with the system completion code indicated in the message text by cde. If the message code is 040-I or 041-8 no exit to the user's asynchronous error routine is made and the task is terminated with a system completion code of cde.</p> <p><i>Programmer Response:</i> Probable user error. No action is required if the programmer has provided a user ABEND entry in the problem-program exit list named by the EXLST = operand of the DCB macro instruction whose DD statement is named ddn. The routine specified by the entry is given control from the TCAM Open Error Handler routine. If no user routine is provided, TCAM issues an ABEND macro instruction for the MCP causing it to terminate abnormally with the system completion code indicated in the message text by cde.</p> <p>Programmer responses for probable values for y are:</p>			
18	040-H	INVLIST	An invitation list is not specified for each line in the line group.				
19	040-I	OS MCP	The Message Control Program was not assembled with VS/TCAM macros.				
1E	040-N	PLCBCOR	No storage available for PLCBs.				
20	040-P	NOTKEY6	The TCAM Message Control Program does not reside on the installation-defined authorized library or the MCP is not in the program properties table.				

Code in Console	Reg. 0	Code	y	Programmer Response
	01	040-1	DEBCORE	Specify a larger region size on the JOB statement for the MCP.
	02	040-2	DEVLIN	Specify similar stations in the line group; reassemble and rerun the MCP.
	03	040-3	NOTPDEV	Check the addresses specified in the line group DD statements to be sure that the line addresses are valid.
	04	040-4	CTLUNIT	Check the addresses specified in the line group DD statements to be sure that the line addresses are valid.
	05	040-5	BRIXUCB	Check the addresses specified in the line group DD statements to be sure that the line addresses are valid.
	06	040-6	DEVCHAR	Check the addresses specified in the line group DD statements to be sure that the line addresses are valid.
	07	040-7	LCBCORE	Specify a larger region size on the JOB statement for the MCP.
	08	040-8	SCBCORE	Specify a larger region size on the JOB statement for the MCP.
	09	040-9	BSCINER	Check the type of interface specified in the INVLIST = operand of the DCB macro against the bit settings specified in the UCBs for each line in this line group.
	11	040-A	NVALUCB	Specify DD statements with valid UNIT = operands.
	12	040-B	HPSZLRG	Specify a larger buffer size for the input on the BUFSIZE = and BUFIN = operands of the line group DCB macro, reassemble, and rerun the job. (If a DD statement is used instead of specifying the RESERVE = operand, a reassembly is not required.)
	13	040-C	NODATST	If main storage queuing is being used, verify that data sets were provided at INTRO execution time; if disk queuing is being used, ensure that the disk message queues data sets are opened before opening any line groups.
	14	040-D	NOLINES	If main storage queuing is being used, verify that data sets were provided at INTRO execution time. If disk queuing is being used, ensure that the disk message queues data sets are opened before opening any line groups.
	15	040-E	RELINER	Each TERMINAL macro must specify an unframed decimal integer between 1 and 255, inclusive (zero is invalid).
	16	040-F	CHARERR	Verify that all DD statements specify the correct type of UCB for the lines being opened.
	17	040-G	DSPAREA	Specify a larger region on the JOB statement for the MCP.
	18	040-H	INVLIST	Either remove excessive DD cards or reassemble the MCP with an invitation list included for each line in the line group.
	19	040-I	OS MCP	Reassemble MCP with VS/TCAM macros.
	1E	040-N	PLCBCOR	Increase region size of JOB card, or decrease the number of PLCBs when specifying TCAM parameters.
	20	040-P	NOTKEY6	The TCAM MCP must be link edited to the installation-defined authorized library or the TCAM MCP must be renamed with one of the names in the program properties table.
	0A	041-1	DISKAVT	Specify DISK = YES in the INTRO macro, reassemble, and execute again.
	0B	041-2	KEYLNDR	Reassemble the job with the proper length specified in the KEYLEN = operand of the INTRO macro and rerun the MCP, or restart the TCAM job and override the KEYLEN = value by entering REPLY xx,'K = nn, U' to message IED004A, or reformat the disk to the proper key length using the IBDQXA utility and rerun the MCP.
	0C	041-3	DEVUCBS	Ensure that the disk types specified for message queuing are similar.
	0D	041-4	QUEUING	Check and correct the contents of the DCB field.
	0E	041-5	MDEBCOR	Specify a larger region size on the JOB statement for the MCP.
	0F	041-6	MIOBCOR	Specify a larger region size on the JOB statement for the MCP.
	10	041-7	NOFORMT	Reformat the data set using the IEDQXA utility and rerun the MCP job.
	11	041-8	UNAUTH	Contact your system programmer. Program must be authorized.
	17	041-G	DSPAREA	Specify a larger region size on the JOB statement for the MCP.
	20	041-P	NOTKEY6	The TCAM MCP must be link edited to the installation-defined authorized library or the TCAM MCP must be renamed with one of the names in the program properties table.

If the problem recurs, do the following before calling IBM for programming support:

- Make sure that a SYSABEND DD statement was included for the failing job step.
- Have a listing of associated Message Control Program available.

Problem Determination: Table I, items 1, 2, 5a, 10, 13, 29.

#### IED009I ddn-CHECKPOINT DISK ALLOCATION ERROR - DATA SET NOT OPENED

*Explanation:* The amount of disk space specified on the DD statement for the checkpoint data set, or the region size, is insufficient for minimum checkpoint requirements. The checkpoint data set is not opened.

*System Action:* The checkpoint facility is not available to the Message Control Program (MCP) since MCP terminates abnormally with system completion code 045-9.

*Programmer Response:* Probable user error. If the checkpoint facility is required, reallocate the checkpoint data set giving it more space, and run the MCP job again with DISP = NEW coded in the DD statement for the checkpoint data set.  
*Problem Determination:* Table I, items 5a, 10, 29.

**IED010I CHECKPOINT -INSUFFICIENT CORE**

```

      {
      ddn NOT OPENED xxx
      ENVIRON xxx
      INCIDENT xxx
      CKREQ name xxx
      INCIDENT RECORD IGNORED
      }
  
```

*Explanation:* A GETMAIN macro instruction issued by a checkpoint routine cannot be satisfied because insufficient main storage is available. The xxx qualifier is the number of bytes of storage requested. For a checkpoint request record, the name qualifier is the name of the process entry in the terminal table for which a checkpoint request record would have been taken had sufficient main storage been available. ddn identifies the checkpoint data set.

*System Action:* If the data set was not opened, processing will continue without the checkpoint facility. If the data set has been opened successfully, either (1) the checkpoint record indicated in the message was not taken, but the checkpoint facility is still active and will continue processing, or (2) the incident record was not used by TCAM in reconstructing the environment during restart.

*Programmer Response:* Probable user error. Specify a larger region and do a TCAM warm restart. A warm restart uses the checkpoint facility to recreate the environment prior to a normal closedown. The warm restart is specified as the STARTUP = W operand of the INTRO macro instruction or as a REPLY xx,'S = W,U' response to message IED002A.

*Problem Determination:* Obtain an ABEND dump of the Message Control Program taken immediately after the error message was issued.

**IED011I SYSTEM INTERVAL CANNOT BE ALTERED**

*Explanation:* A system interval of zero or no system interval at all was specified in the INTVAL = operand of the INTRO macro instruction or in the operator's response to a message issued at execution time, or the Time-Sharing Option (TSO) is active and an operator command was entered to modify the value of the interval. The interval, a time during which polling and addressing are suspended on multipoint lines to polled stations, cannot be altered.

*System Action:* The requested action is not taken. Normal processing continues.

*Operator Response:* If the interval feature is required, close down the system. Either reassemble with a positive value specified in the INTVAL = operand of the INTRO macro instruction and restart, or restart the job with a non-zero value provided in the REPLY xx,'I = nn,U' response to message IED002A. If the interval feature is not required, refrain from entering the MODIFY id, INTERVAL = SYSTEM[,nn] operator commands.

*Problem Determination:* If a non-zero system interval is specified and this response is received, see Table I, items 2, 29.

Have a listing of the Message Control Program available.  
 Have the console listing or the terminal listing for the device which entered the command available.

**IED012I TSO SESSION ON LINE Ina COMMAND REJECTED**

*Explanation:* An operator command to stop the line Ina has been entered, but a TSO session is currently in progress on the line; or an operator command to close down TCAM has been entered, but TSO is currently active.

*System Action:* The command is rejected. Normal processing continues.

*Operator Response:* None. Information only. If the line must still be stopped, wait until the TSO session has been completed and reenter the command. If TCAM must be closed down, stop TSO and then re-enter the command.

*Problem Determination:* Table I, items 2, 10, 29. If TSO is not currently active, or if Ina in the response does not agree with the value specified in the command, instruct the terminal user to retain the terminal listing or record what is currently displayed on the graphics device.

**IED013I STOP REQUEST FOR SELF - VARY COMMAND REJECTED**

*Explanation:* An operator command to stop a line was entered, but the line specified is associated with the station that entered the command.

*System Action:* The line is not stopped. Normal processing continues.

*Operator Response:* None.

**IED014I TCAM ALREADY IN SYSTEM**

*Explanation:* The TCAM initialization routine has detected the presence of another Message Control Program (MCP) in this system.

*System Action:* Initialization of the second MCP is terminated. A return code of X'04' is returned to the user immediately following the INTRO macro instruction in the MCP. If the MCP is not halted, results are unpredictable, and may cause the previous MCP to also become unpredictable.

*Programmer Response:* Close down the MCP currently in the system before attempting to restart the MCP for which this message is issued. An invalid procedure in closing down the previous MCP may leave a non-zero value in CVT+X'FO'. When TCAM starts, the word must be zero to avoid this error condition. Make sure there is no other TCAM MCP operating before attempting to set this word to zero.

*Problem Determination:* Table I, items 2, 29.

**IED015I TCAM AP OPEN ERROR 043-rc ddn .jjj**

*Explanation:* In attempting to open the application program data set represented by the DD statement named ddn in the job named jjj, TCAM's Open Executors encountered an error. In the message text, rc is a one-byte reason code naming the specific error that was encountered. Possible values for rc and their meanings are:

- 01 An application program OPEN has been issued but there is no Message Control Program (MCP) active in the system.
- 02 The QNAME = parameter of a DD statement for an application program is not the name of a process entry in the terminal table, or the process entry named is inconsistent with the DCB macro instruction format.
- 03 Insufficient virtual storage was available in the MCP to build internal control blocks, or PGFIX macro failed for the process entry workarea.
- 04 A process entry named on a DD statement associated with an application program is currently being used by another data control block.
- 05 Insufficient virtual storage was available in the application program area to build internal control blocks.

- 06 The application program attempted to open a secured queue. The system operator rejected the request.
- 07 The application program is not authorized but user has coded either AUTH = yes (default) or TCAM INTRO macro.

*System Action:* TCAM will terminate the application program with a system completion code of 043.

*Operator Response:* Report this message to the system programmer.

*Programmer Response:* The possible values of rc and their appropriate responses are:

- 01 Verify that an MCP is active before attempting to start an application program.
- 02,04 Recode the QNAME = parameter specifying the name of a valid process entry.
- 03 Specify a larger region size in the JOB statement for the MCP or restart the system, specifying a larger system queue space.
- 05 Specify a larger region size in the JOB statement for the application program or restart the system, specifying a larger system queue space.
- 07 Link edit application program as authorized into an authorized library, or specify AUTH = NO on the INTRO macro instruction.

*Problem Determination:* Table I, items 2, 10, 29.

#### IED016I STATION station NOT FOUND

*Explanation:* An operator command referring to a station named station was entered, but station is not an entry in the TCAM terminal table.

*System Action:* The action requested by the command is not taken. Normal processing continues.

*Operator Response:* Verify the spelling of the station name. Remember that lower-case characters entered from a station other than the system console are not generally equivalent to upper case characters. Respecify the command.

*Problem Determination:* If the station name is correct, and the response is still received, see Table I, items 2, 10, 29. Instruct the terminal user to retain the terminal listing or record what is currently displayed on the graphics device.

#### IED017I LINE lna NOT OPEN

*Explanation:* An operator command was entered that referred to line lna, but the command was not honored for one of the following reasons:

1. The line was not open.
2. The OPEN macro for the line specified IDLE.
3. The groupname specified had no matching DD statement.
4. The relative line number specified was either zero or was higher than any relative line number in the group.

*System Action:* The requested action is not taken. Normal processing continues.

*Operator Response:* Verify that the line referred to is open and active. Reenter the command. If the line is open but inactive, it may be activated with a VARY (lna),ONTP operator command before reentering the command which provided this response.

*Problem Determination:* Table I, items 2, 10, 29. Instruct the terminal user to retain the terminal listing or record what is currently displayed on the graphics device.

#### IED018I cm COMMAND INVALID

*Explanation:* An operator command was entered, and a field in the operand list is incorrectly formatted, or required operands are missing, or operands are in the incorrect order. In the message text, cm is the verb of the command in error.

*System Action:* The requested action is not taken. Normal processing continues.

*Operator Response:* Check the required format of the operator command and correct the operand in error. Respecify the command.

*Problem Determination:* Table I, items 2, 10, 29. Instruct the terminal user to retain the terminal listing or record what is currently displayed on the graphics device.

#### IED019I xxx ALREADY STARTED

*Explanation:* An operator command to start the line or station named by xxx was entered. The line or station is already active.

*System Action:* The command is ignored and normal processing continues.

*Operator Response:* None.

#### IED020I xxx STARTED

*Explanation:* An operator command to start the line or station named xxx was entered. The line or station is started, and the message is a confirmation of the action taken.

*System Action:* The line or station is started. Normal processing continues.

*Operator Response:* None.

#### IED021I AUTO POLL STARTED FOR {grpname, rln} {address}

*Explanation:* The operator entered a command to start autopolling on the line. This response confirms that the action was taken.

*System Action:* Autopolling begins for the line. Normal processing continues.

*Operator Response:* None.

#### IED022I AUTO POLL ALREADY STARTED FOR {grpname, rln} {address}

*Explanation:* The operator entered request to start autopolling on a line. The line is already being autopollled.

*System Action:* Normal processing continues.

*Operator Response:* None.

#### IED023I TRACE STARTED FOR {grpname, rln} {address}

*Explanation:* An operator command to start TCAM's line I/O interrupt trace was entered for the line. This message confirms that the action has been taken. The line I/O interrupt trace is a sequential recording in virtual storage of I/O interrupts on a line.

*System Action:* I/O trace is started on the line. Normal processing continues.

*Operator Response:* None.

#### IED024I TRACE ALREADY STARTED FOR {grpname, rln} {address}

*Explanation:* The operator entered a command to start TCAM's line I/O interrupt trace for the line, but I/O trace was already active for this line.

*System Action:* Normal processing continues.

*Operator Response:* None.

#### IED025I {statname} {grpname, rln} {address} ALREADY STOPPED

*Explanation:* The operator entered a command to stop a line or station. This line or station is not currently active.

*System Action:* Normal processing continues.

*Operator Response:* None.

**IED0261** {statname } STOPPED  
          {grpname, rln }  
          {address }

*Explanation:* The operator entered a command to stop a line or station. The line or station is stopped. This message confirms the action taken. Processing continues.

*System Action:* The line or station stops. Processing continues.  
*Operator Response:* None.

**IED0271** AUTO POLL STOPPED FOR {grpname, rln }  
  {address }

*Explanation:* The operator entered request to stop autopolling on a line. This message confirms that autopolling has been stopped.

*System Action:* Autopolling stops on the line. Processing continues.  
*Operator Response:* None.

**IED0281** AUTO POLL ALREADY STOPPED FOR {grpname, rln }  
  {address }

*Explanation:* The operator entered a command to stop autopolling on a line. Autopolling on the line is not in progress at this time.

*System Action:* Processing continues.  
*Operator Response:* None.

**IED0291** TRACE STOPPED FOR {grpname, rln }  
  {address }

*Explanation:* The operator entered a command to stop line I/O interrupt trace for the specified line. This response confirms that tracing is stopped.

*System Action:* Line I/O trace is stopped for the line. Processing continues.  
*Operator Response:* None.

**IED0301** TRACE ALREADY STOPPED FOR {grpname, rln }  
  {address }

*Explanation:* The operator entered a command to stop line I/O interrupt trace on the specified line. Line I/O trace is not currently active on this line.

*System Action:* Processing continues.  
*Operator Response:* None.

**IED0311** station QUEUE SIZE = nnn QUEETYP = bb  
          STATUS = stat

*Explanation:* An operator command to display the queue for the station named station is entered. This message displays the fields of the queue. In the message text, nnn is the number of messages currently on the queue; stat is the equivalent of the status bits currently on; and bb is the queuing type for this queue.

*System Action:* Processing continues.  
*Operator Response:* None.

**IED0321** {lna LNSTAT = stat,...ERR = xxx,... }  
          {grpname,rln LNSTAT = stat }

*Explanation:* The operator entered a command to display the status of a line. The first format of the message is issued if the command was directed to a 2701/02/03 line. The line is identified by lna; stat is the equivalent of the status bits currently on in the line control block, and xxx represents the equivalent of the bits currently on in the message error record for the line.

The second format of the message is issued if the command was directed to a 3705 line: the line is identified by grpname,rln; stat represents the status of the line as follows:

AC Line is active  
AP Activate line is in progress  
BS BSC line  
DH Deactivate line halt is in progress  
DL Switched line  
DO Deactivate line orderly is in progress  
EP Line is in EP mode  
LI Line is free  
MP Multipoint line  
MT Multipoint tributary  
PS Point-to-point Secondary  
SN Session is currently active on the line  
SS Service seeking is in progress  
TC A test command has been received for a device on the line

*System Action:* Processing continues.  
*Operator Response:* None.

**IED0331** station STATUS = stat,...INTENSE = zz IN-SEQ = aaa  
          OUT-SEQ = bbb

*Explanation:* An operator command to display the fields of the entry for the station named station was entered. In the message text, stat represents the equivalents of the status bytes of the entry, zz is the setting of the error recording field, and aaa and bbb are the input and output sequence numbers, respectively.

*System Action:* Processing continues.  
*Operator Response:* None.

**IED0341** station HAS NO opt OPTION

*Explanation:* An operator command to display or modify the contents of the option field named opt for the station named station was entered. No option field named opt exists for this station.

*System Action:* The requested action is not taken. Processing continues.

*Programmer Response:* Verify that the option named opt is spelled correctly and is defined for the station named station. Reenter the command.

*Problem Determination:* If the option field named by opt exists for the station named station, and the message recurs see Table 1, items 2, 10, 29. Instruct the terminal user to retain the terminal listing or record what is currently displayed on the graphics device.

**IED0351** station OPTION opt = zzz

*Explanation:* An operator command to display the contents of the option field named opt for the station named station is entered. In the message text zzz represents the requested contents.

*System Action:* Processing continues.  
*Operator Response:* None.

**IED0361** {grpname, rln} ACTIVE = yyy,...  
          {address }

*Explanation:* The operator entered a command to display the list of active stations associated with a line. In the message text, yyy represents the entries that meet this requirement.

*System Action:* Processing continues.  
*Operator Response:* None.

IED

**IED0371** {grpname,rln}INACTIVE = yyy,...  
{address}

*Explanation:* The operator entered a command to display the list of inactive stations associated with a line. In the message text, yyy represents the names of the entries which meet this requirement.

*System Action:* Processing continues.

*Operator Response:* None.

**IED0381** station IS ON LINE ddn rln lna

*Explanation:* An operator command to display the line information associated with the station named station was entered. In the message text, ddn is the DDname of the line on which the station is an entry, rln is the relative line number and lna is the unit control block identification (the hardware address) of the line associated with the station.

*System Action:* Processing continues.

*Operator Response:* None.

**IED0391** NO STATIONS INTERCEPTED

*Explanation:* An operator command requesting the display of the list of all currently intercepted (held) stations in the system is entered. No stations are currently being held.

*System Action:* Processing continues.

*Operator Response:* None.

**IED0401** INTERCEPTED STATIONS = station,...

*Explanation:* An operator command requesting display of the list of all stations which are currently intercepted (held) was entered. In the message text, station represents the names of the stations which meet this requirement.

*System Action:* Processing continues.

*Operator Response:* None.

**IED0411** PRIMARY = station

*Explanation:* An operator command requesting display of the name of the current primary operator control station was entered. In the message text, station is the name of the current primary control station.

An operator command requesting that the station named station be made the primary operator control station was entered. This response confirms that the action was taken.

*System Action:* Processing continues. If the command entered was MODIFY id,PRIMARY = station, the named station is made the primary operator control station.

*Operator Response:* Retry the command.

**IED0421** station ALREADY PRIMARY

*Explanation:* An operator command requesting that the station named station be made the primary operator control station was entered, but station is already the primary operator control station.

*System Action:* Processing continues.

*Operator Response:* None.

**IED0431** SECONDARY = xxx,...

*Explanation:* An operator command requesting display of the list of all secondary operator control stations was entered. In the message text, xxx represents the names of all entries which meet this requirement. The system console (SYSCON) will not be listed as a secondary operator control station unless there are no other secondary stations. If the primary operator control station is not the system console, it will be listed as a secondary station.

*System Action:* Processing continues.

*Operator Response:* None.

**IED0441** station NOT ELIGIBLE FOR PRIMARY

*Explanation:* An operator command requesting that the station named station be made the primary operator control station was entered, but station is not eligible to be made the primary (i.e., it is not defined as a secondary operator control station).

*System Action:* The primary operator control station remains unchanged. Processing continues.

*Operator Response:* Retry the command.

*Problem Determination:* If the station is a valid secondary operator control station, see Table I, items 2, 10, 29. Save the terminal listing for the device which entered the command or record what is currently displayed on the graphic device.

**IED0451** SYSTEM INTERVAL ALREADY ACTIVE

*Explanation:* An operator command to activate the system interval was entered, but a previous request has already been honored.

*System Action:* Processing continues. The system interval is being activated already.

*Operator Response:* None.

**IED0461** LINE FOR station IS OUTPUT ONLY STATION

*Explanation:* An operator command to start or stop a terminal for entering messages is received, but the line has no capability to enter messages. In the message text, station is the name of the station to be started or stopped.

*System Action:* The requested action is not taken. Processing continues.

*Operator Response:* Retry the command.

*Problem Determination:* If the station named station in the response is not an output only station or is not identical to the name specified in the command, see Table I, items 2, 29. Instruct the terminal user to retain the terminal listing or record what is currently displayed on the graphics device.

**IED0471** SYSTEM INTERVAL IS {val}  
{ACTIVE}

*Explanation:* If the message text includes val, an operator request to change the system interval has been entered and the response (this message) confirms that the requested action has been taken. If the message text contains ACTIVE, an operator request to start or stop a line group has been entered but the system interval is active, the message indicates that the request is rejected.

*System Action:* The value of the system interval has been changed to val, or the command has been rejected.

*Operator Response:* None.

**IED0481** POLLING DELAY FOR station IS val

*Explanation:* An operator command to change the polling interval for the line on which the station named station is a member to a new value of val is entered. This message verifies that the requested action is taken.

*System Action:* The polling delay for the line group on which the named station is a member is changed to val. Processing continues.

*Operator Response:* None.

**IED0491** OLT CONTROLS RESOURCE {grpname,rln}  
{address  
station}

**COMMAND REJECTED**

*Explanation:* A command that would modify the status of the resource was entered, but the resource is currently controlled by the on-line test (OLT) feature. The resource may be a line

(grpname,rln), a subchannel address (address), or a station (station).

*System Action:* The requested function is not performed. Processing continues.

*Operator Response:* Wait until OLT has released the resource before attempting to modify the resource status.

*Problem Determination:* If the resource named in the message is not identical to that specified in the command, or if online test is not active in the system, see Table I, items 2, 10, 29. Save the terminal listing for the device which entered the command or record what is currently displayed on the graphic device.

#### **IED050I station OPTION opt MODIFIED**

*Explanation:* An operator command to modify the contents of the option field named opt associated with the station named station was entered. This message confirms that the requested action was taken.

*System Action:* The option field is modified as requested. Processing continues.

#### **IED051I station SET FOR HOLD, SEQ-OUT = nnn**

*Explanation:* An operator command to intercept (hold) the station named station was entered. This message confirms that the action is taken. In the message text, nnn is the output sequence number associated with the station at the time the station is intercepted.

*System Action:* The named station is intercepted. Processing continues.

*Operator Response:* None.

#### **IED052I station ALREADY SET FOR HOLD**

*Explanation:* An operator command to hold the station named station was entered, but the station is already intercepted.

*System Action:* The requested action is not taken. Processing continues.

*Operator Response:* Retry the command.

#### **IED053I station ALREADY RELEASED**

*Explanation:* An operator command to release the station named station was entered. The station is already released.

*System Action:* The requested action is not taken. Processing continues.

*Operator Response:* None.

#### **IED054I station RELEASED, SEQ-OUT = nnn**

*Explanation:* An operator command to release the station named station was entered. This message confirms that the station is released. In the message text, nnn is the sequence number for output currently associated with the station.

*System Action:* The station named station is released. Processing continues.

*Operator Response:* None.

#### **IED055I I/O TRACE CANNOT BE ALTERED**

*Explanation:* An operator command to start or stop the TCAM line I/O interrupt trace facility was entered, but there is no trace table available into which entries can be made.

*System Action:* The requested action is not taken. Processing continues.

*Operator Response:* If the trace feature is required, close down the system and restart; when message IED002A is issued, enter REPLY xx,'T = nn,U,' where nn is a non-zero value. Otherwise, refrain from attempting to start or stop the trace facility.

*Problem Determination:* If a non-zero value is specified for trace and the message recurs, see Table I, items 2, 10, 29. Instruct the terminal user to retain the terminal listing or record what is currently displayed on the graphics device.

#### **IED056I station OPTION opt DATA FORMAT INVALID**

*Explanation:* An operator command to modify the contents of the option field named opt associated with the station named station was entered, but the data format specified in the command differs from the definition of the option field format.

*System Action:* The option field is not modified. Processing continues.

*Operator Response:* Verify that the type specified in defining the option matches that specified in the command. Respecify the command.

*Problem Determination:* If the types are identical and the problem recurs, or if the station named station or the option named opt in the response do not agree with the corresponding values in the command, see Table I, items 2, 10, 29. Instruct the terminal user to retain the terminal listing or record what is currently displayed on the graphics device.

#### **IED057I lna NOT CAPABLE OF AUTOPOLL**

*Explanation:* An operator command to start or stop autopolling on the line named lna is entered, but the line is not capable of being autopoll (per its unit control block).

*System Action:* The requested action is not taken. Processing continues.

*Operator Response:* None.

#### **IED058I { grpname, rln } SENSE COUNT = sens SETTING = zz           { address           }           { statname         }**

*Explanation:* The operator entered a command to modify the setting of the sense information for a station or line. sens is the requested sense count and zz is the requested sense type. This message confirms that the requested action is taken.

*System Action:* Sense information is modified for the station or line named. Processing continues.

*Operator Response:* None.

*Problem Determination:* If the line or station named xxx, the sense count, or the setting in the response do not agree with the corresponding values in the command, see Table I, items 2, 8, 10, 29. Instruct the terminal user to retain the terminal listing or record what is currently displayed on the graphics device.

#### **IED059I { grpname, rln } LIST STATUS = stat,...           { address           }**

*Explanation:* The operator entered a command to display the status of the invitation list for a line. In the message text, stat represents the equivalent of the status information bits.

*System Action:* Processing continues.

*Operator Response:* None.

#### **IED060I station CANNOT BE HELD**

*Explanation:* An operator command to hold the station named station was entered, but the station is not capable of being held (for instance, it is on a line which is not open or has been opened idle, or no HOLD macro has been coded in the Message Control Program, it is defined with main storage only queues.)

*System Action:* The requested action is not taken. Processing continues.

*Operator Response:* None.



**IED0611 POLLING DELAY FOR station CANNOT BE ALTERED**

*Explanation:* An operator command to modify the polling interval for the line associated with the station named station is entered, but the line is a switched (dial) line.

*System Action:* The requested action is not taken. Processing continues.

*Operator Response:* None.

**IED0621 station OPTION opt CANNOT ACCEPT SPECIFIED DATA**

*Explanation:* An operator command to modify the contents of the option field named opt associated with the station named station was entered, but the data to replace the current setting of the option field is greater in length than the field.

*System Action:* The requested action is not taken. Processing continues.

*Operator Response:* Verify that the data length defining the option is not less than that specified in the command. Reenter the corrected command.

*Problem Determination:* If the replacement data will fit in the option field and the problem recurs, or if the station named station or the option named opt in the response do not agree with the corresponding values in the command, see Table I, items 2, 29. Instruct the terminal user to retain the terminal listing or record what is currently displayed on the graphics device.

**IED0631 CLOSEDOWN IN PROGRESS - COMMAND REJECTED**

*Explanation:* System closedown is in progress. All further operator commands will be rejected.

*System Action:* The requested action is not taken. System closedown continues.

*Operator Response:* Refrain from entering TCAM operator commands.

**IED0641 LINE lna CONTROL UNIT NOT OPERATIONAL**

*Explanation:* The Transmission Control Unit (TCU) to which the specified line is connected is not operational. The line is not immediately available for message transmission.

*System Action:* Processing continues, but stations on the line named by lna cannot be used for message transmission.

*Operator Response:* The TCAM job that is being started may be canceled and restarted after the control unit is made operational, or after the TCU is made operational this line may be activated by entering VARY (line),ONTP. If the control unit is online and the problem recurs, see Table I, item 30.

**IED0651 INITIALIZATION ERROR rc**

*Explanation:* The non-resident initialization routines have returned a decimal return code, represented in the message text by rc, to the INTRO macro instruction. This code is passed on to the user's next instruction by the INTRO macro instruction. The values of rc and their meanings are:

- 0004 The Message Control Program (MCP) initialization routine has detected the presence of another MCP in this system.
- 0008 Sufficient virtual storage was not available to satisfy a GETMAIN request in one of the non-resident initialization routines.
- 0012 Sufficient virtual storage was not available to satisfy a GETMAIN request in one of the non-resident initialization routines.
- 0016 A terminal definition error. The module has found one or more incorrectly specified TERMINAL macro instructions, while sorting the terminal name table.

0020 One of the following errors has occurred in defining the primary operator control terminal:

- a) The terminal defined as the primary operator terminal could not be found in the terminal name table.
- b) The primary operator control terminal did not have send and receive capabilities.
- c) The primary operator control terminal was not defined as being a possible secondary operator control terminal.

0024 An error occurred while sorting the device ID table for a concentrator terminal. One of the following errors occurred:

- a) The terminal-name table offset in the device ID table was not found in the offset table.
- b) The device-dependent fields of the terminal entry, pointed to by the device ID entry did not indicate a concentrator or attached terminal.

0028 The MCP is not executing in authorized protection key 6.

*System Action:* Initialization of the MCP is terminated. The error code is returned to the user in register 15 by the INTRO macro instruction. If the MCP is not halted when INTRO's return code is non-zero, results are unpredictable.

*Programmer Response:* If rc is 0008 or 0012, either increase the region size, or specify smaller optional features. If rc is 0004, close down the MCP currently in the system before attempting to restart the MCP for which this message is issued. If rc is 0016 or 0020, verify that the terminal table entries are correct in the assembly, close down the MCP currently in the system, and reassemble and restart the job with the corrected entries. If rc is 028, either the TCAM MCP does not reside on the installation - defined authorized library. The MCP is not in the program properties table, or data sets specified on the JOBLIB or STEPLIB DD statement are not authorized.

*Operator Response:* Contact the system programmer.

*Problem Determination:* Table I, items 5a, 10, 29.

**IED0671 TCAM INITIALIZATION BEGUN**

*Explanation:* The parameters on the IEDQDATA DD statement have been examined and found satisfactory. Formatting of the message queues data set by the IEDQXA utility has begun.

*System Action:* Processing continues.

*Programmer Response:* None. Information only.

*Operator Response:* None. Information only.

**IED0681 UNABLE TO OPEN IEDQDATA**

*Explanation:* An attempt has been made to format a message queues data set on disk by the IEDQXA utility program, but the IEDQDATA DD statement for this utility is missing. This message may be due to a possible error while attempting to read the JFCB for the IEDQDATA DD statement.

*System Action:* The IEDQXA utility abnormally terminates with an error code of 20 in register 15.

*Programmer Response:* Probable user error. Supply the missing DD statement and resubmit the initialization job. Have a listing of the utility JCL available before calling IBM for programming support.

*Operator Response:* Contact the system programmer.

**IED0691 INVALID KEYLEN FOR IEDQDATA**

*Explanation:* Either the DCB = operand of the IEDQDATA DD statement for the IEDQXA formatting utility program has been omitted, or DCB = KEYLEN = integer has been coded on this DD statement and the integer is less than 31.



**System Action:** The IEDQXA utility abnormally terminates with a return code of 8 in register 15.

**Programmer Response:** Probable user error. Supply a correct IEDQDATA DD statement and resubmit the initialization job. If the problem recurs, have a listing of the utility JCL available before calling IBM for programming support.

**Operator Response:** Contact the system programmer.

#### **IED070I IEDQDATA DOES NOT SPECIFY CONTIG SPACE IN CYLINDERS**

**Explanation:** The SPACE = keyword on the IEDQDATA DD statement for the IEDQXA disk-initialization utility has specified CYL but not CONTIG, or CONTIG but not CYL, or neither. The following is an example of a properly coded SPACE = parameter:

```
//IEDQDATA DD (other operands),SPACE =  
(CYL,(2,2),,CONTIG)
```

**System Action:** The IEDQXA utility abnormally terminates with a return code of 16.

**Programmer Response:** Probable user error. Correct the SPACE = parameter on the IEDQDATA DD statement and resubmit the initialization job. If the problem recurs, have a listing of the utility JCL available before calling IBM for programming support.

**Operator Response:** Contact the system programmer.

#### **IED071I UNEQUAL PRIMARY AND SECONDARY EXTENTS ON IEDQDATA**

**Explanation:** The SPACE = keyword on the IEDQDATA DD statement for the IEDQXA disk-initialization utility does not specify a number of cylinders for secondary allocation equal to the number of cylinders specified for primary allocation; TCAM requires that the primary and secondary allocation be equal. This message also occurs if not enough space was available for contiguous secondary allocation.

**System Action:** The IEDQXA utility abnormally terminates with a return code of 16 in register 15.

**Programmer Response:** Probable user error. Respecify the SPACE = parameter of the IEDQDATA DD statement so that the primary and secondary allocation are equal, and resubmit the initialization job. Have a listing of the utility JCL available before calling IBM for programming support.

**Operator Response:** Contact the system programmer.

#### **IED072I I/O ERROR ON IEDQDATA**

**Explanation:** An I/O error from which recovery cannot be made has occurred during an attempt to format a message queues data set by means of the IEDQXA utility.

**System Action:** Initialization is terminated with a return code of 12 in register 15. The data set is not completely formatted.

**Programmer Response:** Use the IEHPRGM system utility to scratch the data set, and resubmit the initialization job. If possible, try to avoid the allocation of the same area, as it probably contains a bad track.

**Operator Response:** Start TCAM only if it does not require the message queue data set defined by the IEQDATA DD statement in the message text. Otherwise, contact the system programmer. If the problem recurs, use the IBCDASDI independent utility to assign alternates for defective tracks on the volume being used.

#### **IED074I TCAM INITIALIZATION COMPLETE**

**Explanation:** A message queues data set on disk has been completely formatted by the IEDQXA utility program, and is ready for use by a TCAM Message Control Program.

**System Action:** Normal end of job.

**Operator Response:** None. Information only.

#### **IED075I END OF EXTENT. RECORD COUNT IS nnn, TIME IS xxx SEC**

**Explanation:** One extent (volume) of a message queues data set residing on disk has been formatted by the IEDQXA utility program. The record count, indicated by nnn, is the cumulative total. That is, nnn is the total number of records formatted thus far in the entire data set, and not just in this one extent. nnn = cumulative record count

xxx = cumulative elapsed time

**System Action:** Processing continues.

**Operator Response:** None. Information only.

#### **IED076I TCAM NON-REUSABLE DISK THRESHOLD CLOSEDOWN**

**Explanation:** The message queues data set located on nonreusable disk has received enough messages so that the percentage of the data set area on disk specified by the THRESH = operand of the DCB macro instruction for the data set has been exceeded.

**System Action:** The system begins a flush closedown of the TCAM MCP. A flush closedown sends all queued messages to their destinations before closing.

**Operator Response:** Contact the system programmer.

**Programmer Response:** Reformat the non-reusable disk message queue data set with the IEDQXA utility, and start the job with S = C coded for the INTRO macro instruction. If this message is followed by a system completion code 045 with a user code of 001, the THRESH = value specified was too high, and register 6 points to a CPB.

**Problem Determination:** If the value in CPB+X'2D' (3 bytes in length) greatly exceeds the total number of records formatted in the non-reusable disk data set, check Table I, items 5a, 10, 29.

#### **IED077I station OPTION opt DATA CHARACTER INVALID**

**Explanation:** An operator command to modify the contents of the option field named opt associated with the station named station is entered, but the contents of the modification data do not agree with the framing characters surrounding the data.

**System Action:** The requested action is not taken. Processing continues.

**Operator Response:** Verify that the data specified within the framing characters is invalid for the framing characters used. Reenter the correct command.

**Problem Determination:** If the data is valid and the problem recurs, or if the station named station or the option named opt in the response do not agree with the corresponding values in the command, check Table I, items 2, 10, 29. Instruct the terminal user to retain the terminal listing or record what is currently displayed on the graphics device.

#### **IED078I DLQ TERM ERROR**

**Explanation:** The station named in the DLQ = operand of the INTRO macro cannot be a dead-letter queue either because it is a TSO station or because it is undefined.

**System Action:** The termname table offset of the station defined as the dead-letter queue is not stored in the address vector table (AVT) and processing continues.

**Programmer Response:** Probable user error. If no action is taken, the dead letter queue is not defined for the MCP. If a dead-letter queue is desired do the following:

- Terminate the job.
- Specify a valid station for the DLQ = operand of the INTRO macro by either 1) recoding the INTRO macro and

reassembling, or 2) by entering REPLY xx,'Q = name,U' to message IED002A at execution time.

- Resubmit the job.

*Problem Determination:* Table I, items 5a, 10, 29.

**IED0791 ENDING STATUS NOT RECEIVED FROM LINE Ina - LINE UNAVAILABLE**

*Explanation:* The Transmission Control Unit to which this line is connected is not operational. An interrupt indicating successful completion of the initial channel program has not occurred for this line, and the line is not available for sending or receiving.

*System Action:* The error message is written to the console and the next line in the line group is checked to see if the initial channel program has completed. If it has not, the error message is written again.

*Operator Response:* None. The line is not usable. If the problem recurs call IBM for hardware support.

*Problem Determination:* Table I, items 2, 30.

**IED0801 START OF TCAM SYSTEM DELAY**

*Explanation:* Someone has entered MODIFY id,INTERVAL = SYSTEM which activated the system interval.

*System Action:* Polling and addressing on multipoint lines are suspended for the duration of the interval currently defined for the system. Switched (dial) lines are not affected. If there are no dial lines in the system, this message will be followed by what seems to be a system WAIT state. At the end of the interval, operations will automatically resume.

*Operator Response:* None. At the end of the system interval, normal operations will resume. Changing the length of the delay interval with an operator command will not affect this delay, only subsequent ones. TCAM may be stopped or cancelled during a system delay.

**IED0811 END OF TCAM SYSTEM DELAY**

*Explanation:* The system interval has expired.

*System Action:* The Message Control Program is resuming normal operations.

*Operator Response:* None. Information only.

**IED0821 ddn CHECKPOINT DISK ERROR -- DATA SET NOT OPENED**

*Explanation:* Either the control record for the checkpoint data set could not be read during a restart, or none of the environment records could be read during a restart. As a result, the checkpoint data set is not open. The ddname of the data set is ddn.

*System Action:* The checkpoint data set is not opened, the environment is not reconstructed, and the checkpoint facility is not available to the Message Control Program. The MCP terminates abnormally with system completion code 045-9.

*Note:* This message will also result if you created a data set with one level of TCAM and tried to warm start with another level of TCAM.

*Programmer Response:* The IBCDASDI utility program should be used following closedown to clean up the disk on which the data set is located, if the checkpoint facility is desired.

*Problem Determination:* Table I, items 29 or 30.

**IED0831 CHECKPOINT DISK ERROR -- RECOVERY FROM PREVIOUS RECORD**

*Explanation:* TCAM's checkpoint routine could not read the environment record that was to be used to reconstruct the environment. If possible, the next-most-recent environment is used to reconstruct.

*System Action:* The next-most-recent environment record is used to reconstruct the TCAM environment.

*Programmer Response:* Information. The environment is not as well reconstructed when older records are used. If the problem recurs frequently, the IBCDASDI utility program should be used to clean up the disk on which the data set is located. In this case, a cold restart only can be performed.

*Problem Determination:* Table I, item 30.

**IED0841 CHECKPOINT DISK ERROR -- RECOVERED**

*Explanation:* An error occurred while TCAM was writing an environment, checkpoint request or incident record into the checkpoint data set, but space for another such record was available in the data set.

*System Action:* Since space was available, TCAM wrote the record into the available space and processing continues. No data was lost.

*Programmer Response:* Information. If this message recurs often, IBCDASDI utility program should be used following closedown, to clean up the disk. The restart following disk cleanup must be a cold restart.

*Problem Determination:* Table I, item 30.

**IED0851 CHECKPOINT DISK ERROR -- {CKREQ } RECORD IGNORED {INCIDENT}**

*Explanation:* The specified record (checkpoint request or incident) could not be read at restart time, and was therefore not used by TCAM in reconstructing the environment.

*System Action:* The system environment is reconstructed, but the specified record is not included. Processing continues.

*Programmer Response:* Information. The reconstructed environment is not as up-to-date as it would be otherwise. If this message recurs frequently, the IBCDASDI utility program may be used following closedown to clean up the disk on which the checkpoint data set is located. The restart following disk cleanup must be a cold restart.

*Problem Determination:* Table I, item 30.

**IED0861 CHECKPOINT DISK ERROR -- {ENVIRONMENT } {CKREQ,name }**

*Explanation:* Due to a faulty disk, no environment or checkpoint request record area is available to hold the latest such record taken.

*System Action:* The data in the record is lost. Processing continues.

*Programmer Response:* If a complete checkpoint facility is desired, close down the Message Control Program, use the IBCDASDI utility program to clean up the disk, and do a cold restart. A cold restart is the same as the original start-up.

*Problem Determination:* Table I, item 30.

**IED0871 CHECKPOINT DISK ERROR -- CONTROL RECORD - ddn**

*Explanation:* Due to an I/O error on disk, the control record does not reflect the latest environment checkpoint taken. As a result, this environment checkpoint record will not be used for restart. The ddname of the data set is indicated by ddn.

*System Action:* Processing continues.

*Programmer Response:* Information. The environment reconstructed after restart becomes increasingly less accurate as older records are used. The IBCDASDI utility program may be used to clean up the disk after closedown of the Message Control Program. If it is, only a cold restart (identical to the original start-up) can be performed. If the problem recurs, call IBM for hardware support.

*Problem Determination:* Table I, item 30.

**IED088I station ON DIAL LINE - CANNOT BE VARIED**

*Explanation:* An operator command to start or stop the station named station for entering data is entered, but the station is on a switched (dial) line.

*System Action:* The requested action is not taken. If a VARY station, ONTP,b is entered, the station will be released if it is held. If as VARY station, OFFTP,b is entered, the station will be held if it is eligible. Processing continues.

*Operator Response:* None.

**IED090I station IS NOT SINGLE ENTRY**

*Explanation:* An operator command requesting display or modification of station information for the station named station is entered, but station is not a single station entry.

*System Action:* Processing continues.

*Operator Response:* None.

**IED091I LINE FOR station NOT OPEN**

*Explanation:* An operator command requesting display or modification of status for the station named station is entered, but the line for the station is not open or has been opened idle.

*System Action:* Processing continues.

*Operator Response:* Ensure that the correct station name is specified and that the line is open and active; then retry the command.

**IED092I BISYNC ERROR - LINE lna CANNOT BE STARTED**

*Explanation:* An operator command requesting that the 2701 binary synchronous line named lna be started was entered, but the specifications for the dual communication interface contained in the UCB do not agree with the specifications contained in the DCB.

*System Action:* The command is rejected. Processing continues.

*Operator Response:* None.

**IED093I SET SYSTEM INTERVAL COMMAND ACCEPTED**

*Explanation:* The operator entered a command requesting activation of the system interval, which suspends polling and addressing on multipoint lines to polled stations. This message confirms that the command has been accepted.

*System Action:* A system interval is activated. Processing continues.

*Operator Response:* None.

**IED094I CORE REQUESTED FOR ON-LINE TEST NOT AVAILABLE**

*Explanation:* The amount of virtual storage requested by the OLTEST = operand of the INTRO macro instruction is not available. However, the minimum amount of virtual storage required to run one on-line test is available.

*System Action:* Only one on-line test may be run at a time. Limited processing continues.

*Programmer Response:* Probable user error. If more than one on-line test is to be run simultaneously, close down the Message Control Program (MCP) and rerun with a larger region specified.

*Problem Determination:* Table I, items 10, 29.

**IED095I MODIFY OLT REJECTED - OLT NOT ACTIVE**

*Explanation:* The request for an on-line test (OLT) is rejected because the subtask that handles the requests has either terminated or was never activated (because OLTEST = 0 (O = 0) was specified in the INTRO macro).

*System Action:* The command is rejected. Normal processing continues.

*Operator Response:* Close down the TCAM MCP and rerun; when message IED002A is issued, enter REPLY xx,'O = nn,U', where nn is a non-zero value.

*Problem Determination:* Table I, items 10, 29.

**IED096I { CHECKPOINT  
OPERATOR CONTROL  
COMWRITE  
TOTE } NO LONGER ACTIVE**

*Explanation:* The indicated subtask of TCAM has abnormally terminated, and the related functions will no longer be performed.

*System Action:* Limited processing continues.

*Programmer Response:* Determine the reason for the abnormal termination, correct and rerun. Close down the TCAM job and rerun.

*Problem Determination:* Table I, items 5a, 10, 29.

**IED097I TCAM IS CLOSED DOWN**

*Explanation:* A TCAM shutdown has been completed and control has returned to the code which follows the READY macro instruction coded in the Message Control Program.

*System Action:* Normal end of job.

*Programmer Response:* None.

*Operator Response:* None.

**IED098I DCB NOT CLOSED FOR MESSAGE PROCESSING PROGRAM - jjj**

*Explanation:* A TCAM shutdown has started, but a TCAM DCB in an application program is still open. jjj specifies the job name of the mother task.

*System Action:* The shutdown will not complete until the shutdown is performed for the DCBs.

*Operator Response:* No action required if the DCB is closed by the application program EODAD exit routine and shutdown proceeds normally. (STOP = and EODAD = operands must be properly specified on the application program input DCB.) Otherwise, cancel the job named jjj and inform the application programmer that his job was canceled so shutdown of the Message Control Program could proceed.

**IED099I ROUTINE LOADED**

*Explanation:* The routine that was called by the command MODIFY id,DEBUG = L,yyy is loaded and initialized.

*System Action:* Normal processing continues.

*Operator Response:* None. Information only.

**IED100I ROUTINE DEACTIVATED**

*Explanation:* The routine designated in the command MODIFY id,DEBUG = D,yyy is deactivated and deleted.

*System Action:* Normal processing continues.

*Operator Response:* None. Information only.

**IED101I RESTART IN PROGRESS**

*Explanation:* The requested operation cannot be processed because TCAM is being restarted.

*System Action:* The command is ignored. Normal processing continues.

*Operator Response:* Reenter the command after the restart is completed. If the problem recurs, obtain a SYSABEND dump of the region in which the Message Control Program resides.

*Problem Determination:* Table I, item 29.

#### IED102I INVALID OPERAND

*Explanation:* The format of the command MODIFY id,DEBUG = subparameter, routine is incorrect.

*System Action:* The command is ignored. Normal processing continues.

*Operator Response:* Probable error caused by improper command specification. Check for errors in one or more of the following operands:

- A subparameter other than L or D is specified.
- An invalid routine name is specified. Valid names are IEDQFE10, IEDQFE20, IEDQFE30, and IEDQFE40. Reenter the command with the correct format.

*Problem Determination:* Table I, items 2, 29.

#### IED103I ROUTINE ALREADY ACTIVE

*Explanation:* An operator command requesting activation of a debugging routine is entered, but the routine is already active.

*System Action:* The command is ignored. Normal processing continues.

*Operator Response:* None.

*Problem Determination:* Table I, items 2, 11, 29. Have available the AMDSADMP output, formatted using AMDPRDMP showing the nucleus and the TCAM REGION.

#### IED104I ROUTINE NOT ACTIVE

*Explanation:* A request has been made to deactivate a debugging routine that is not active.

*System Action:* The command is ignored. Normal processing continues.

*Operator Response:* None.

*Problem Determination:* Table I, items 2, 11, 29. Have the operator control console listing available. Have available the AMDSADMP output, formatted using AMDPRDMP and showing the nucleus and the TCAM region.

#### IED105I RETURN CODE = rc

*Explanation:* A user-written routine has passed a return code to a debugging routine of the operator control facility.

*System Action:* Normal processing continues.

*Programmer Response:* The indicated return code probably denotes an exceptional condition in the user routine.

Determine the problem from the return code given and correct the problem.

#### IED106I MULTIPLE REQUEST

*Explanation:* The routine requested is already active in the system.

*System Action:* The request is ignored. Normal processing continues.

*Programmer Response:* The requested routine was probably not loaded via a program other than by the MODIFY id, DEBUG = x,yyy operator command. Determine how the module was loaded previously and correct.

*Problem Determination:* Table I, items 2, 11, 29. Have available the AMDSADMP output, formatted using AMDPRDMP and showing the nucleus and the TCAM region.

*Operator Response:* Notify the system programmer.

#### IED107I COMWRITE NOT ACTIVE

*Explanation:* A request has been made to activate a debugging routine which requires that the FE Common Write task (COMWRITE) be active. COMWRITE is not active because COMWRITE = YES was not specified on the INTRO macro instruction.

*System Action:* The request is ignored. Normal processing continues.

*Programmer Response:* Probable user error. Instruct the operator to enter REPLY xx,'G = YES' as a response to message IED002A to insure proper initialization of the debugging aids. Make sure that a DD card is present specifying the COMWRITE data set, either on magnetic tape or disk.

*Operator Response:* Notify the system programmer.

*Problem Determination:* Table I, items 2, 11, 29. Have available the output of AMDSADMP, formatted by AMDPRDMP showing the nucleus and the TCAM region.

#### IED109I ROUTINE NOT DELETED

*Explanation:* A request has been made to deactivate a routine, and the SVC 9 (DELETE) function failed.

*System Action:* The routine is not deleted. Normal processing continues.

*Programmer Response:* This message is a result of a failure of the DELETE function of the OS/VIS supervisor. The requested module to be deleted could not be found by OS/VIS; however, it was found by the TCAM operator control facility.

*Problem Determination:* Table I, items 2, 11, 29. Have available the AMDSADMP output, formatted by AMDPRDMP showing the nucleus and TCAM region.

#### IED112I TCAM REQUESTED COMWRITE CLOSEDOWN

*Explanation:* TCAM is closing down and is closing the FE Common Write (COMWRITE) subtask.

*System Action:* Normal end of job follows.

*Operator Response:* None. Information only.

#### IED113I I/O ERROR Ina,statsens,recordtype,COMWRITE CLOSING

*Explanation:* A permanent I/O error has been detected on the indicated device. In the message text, Ina, is the hardware line address, statsens is the CSW status byte and sense byte, and recordtype is the type of record (BUFF, IOTR, or STCB) being written when the I/O error occurs.

*System Action:* The FE Common Write (COMWRITE) task terminates abnormally with a system completion code of 044.

*Operator Response:* Probable hardware error. Check recording medium (tape or disk) for damage. If COMWRITE is required, TCAM must be stopped and restarted specifying another device for COMWRITE.

*Problem Determination:* Table I, items 18, 30.

#### IED114I cde ABEND COMWRITE CLOSING

*Explanation:* The FE Common Write (COMWRITE) task has abnormally ended with the system completion code indicated by cde.

*System Action:* The COMWRITE task is terminated with the indicated code.

*Programmer Response:* A system completion code of 044 is normally caused by invalid or missing JCL. Examine the job control statements, and ensure that a COMWRITE DD card exists and is valid. Rerun the job.

*Operator Response:* Contact the system programmer.

*Problem Determination:* Table I, items 5a, 29.

#### IED115I userid DATA AREA EXCEEDS CORE

*Explanation:* This message is caused by an invalid parameter list being passed to the FE Common Write (COMWRITE) task.

*System Action:* The request is ignored. Normal processing continues.

*Operator Response:* Contact system programmer.

*Programmer Response:* Probable user error. Examine the user routine using 'userid' and correct any errors.

*Problem Determination:* Table I, items 2, 11, 29. Have the COMWRITE output data set. Have available the AMDSADMP output, formatted by AMDPRDMP, showing the nucleus and the TCAM region.

**IED116I userid PARMLIST NOT ON FULLWORD BOUNDARY**

*Explanation:* This message is caused by an invalid parameter list being passed to the FE Common Write (COMWRITE) task.  
*System Action:* The request is ignored. Normal processing continues.

*Operator Response:* Contact the system programmer.

*Programmer Response:* Probable user error. Examine the user routine using 'userid' and correct any errors.

*Problem Determination:* Table I, items 2, 11, 29. Have the COMWRITE output data set. Have available the AMDSADMP output formatted by AMDPRDMP, showing the nucleus and the TCAM region.

**IED117I userid BLKSIZE EXCEEDS DEVICE SPECS**

*Explanation:* A parameter list passed to the FE common write (COMWRITE) task describes a block of data whose length exceeds the maximum that the device containing the COMWRITE data set can handle.

*System Action:* The request is ignored. Normal processing continues.

*Operator Response:* Contact system programmer.

*Programmer Response:* Probable user error. Examine the user routine using 'userid' and correct any error.

*Problem Determination:* Table I, items 2, 11, 29. Have the COMWRITE output data set. Have available the AMDSADMP output, formatted by AMDPRDMP, showing the nucleus and the TCAM region.

**IED118I PERMANENT I/O ERROR ON TRACE UNIT**

*Explanation:* While reading the SYSUT1 data set, a permanent I/O error has been encountered.

*System Action:* Processing terminates.

*Operator Response:* Check the recording medium (tape or disk) of the trace data set for damage. If the medium is tape, clean the device.

*Problem Determination:* Table I, items 18, 30.

**IED119I UNABLE TO OPEN ddn**

*Explanation:* The system was unable to open the data set named ddn.

*System Action:* Processing terminates.

*Operator Response:* Probable user error. Check and correct the job control language for the indicated data set and rerun the job. This message is normally caused by the lack of a DD statement or by the ddname being misspelled.

*Problem Determination:* Table I, items 1, 2, 29.

**IED120I BLOCK = PARM REQUIRES TAPE INPUT**

*Explanation:* The BLOCK = keyword parameter was specified in the EXEC statement for the COMEDIT formatting utility, but the SYSUT1 DD card specified a direct access device.

*System Action:* The trace data set is formatted with the BLOCK = parameter ignored. Normal processing continues.

*Programmer Response:* None.

*Problem Determination:* Table I, items 1, 5a, 29. Instruct the operator to cancel the job, requesting a dump and save the output.

**IED121I REQUESTED TIME NOT FOUND**

*Explanation:* The time specified in the BLOCK = parameter of the EXEC statement for the COMEDIT printing utility was not

found on the tape data set described by the SYSUT1 DD statement. Two conditions may cause the error:

- There were no subtask control blocks (STCBs) or buffers on the trace data set.
- The time specified is later than the latest time recorded in the trace data set.

*System Action:* Processing terminates. No printout is provided.

*Programmer Response:* Probable user error. Ensure that STCBs are being traced and the BLOCK = parameter is correctly specified. The time stamp fields in the various trace records on tape are chronologically earlier than the BLOCK = parameter.

*Problem Determination:* Table I, items 1, 2, 29. Have a listing of the COMWRITE data set available.

**IED122I INVALID MESSAGE CHAIN**

*Explanation:* The chaining sequence of the message queues data set has been invalidated.

*System Action:* Processing terminates.

*Programmer Response:* None.

*Problem Determination:* Before calling IBM for programming support make sure that a listing of the message queues data set is available.

**IED123I INVALID PARAMETERS**

*Explanation:* While scanning the EXEC statement parameters for the IEDQXB or IEDQXC printing utilities, an error has been detected.

*System Action:* If the IEDQXB utility is being used, the error is noted on the SYSPRINT data set. For either utility, processing terminates.

*Programmer Response:* Probable user error. Check and correctly specify the parameters on the EXEC statement. For the proper specification of parameters, refer to the OS/VS TCAM Programmer's Guide GC30-2041).

*Problem Determination:* Table I, items 1, 2, 29.

**IED124I QUEUE HAS BEEN WRAPPED**

*Explanation:* While running the IEDQXC printing utility, the message queues data set has run out of space and started to overlay the beginning of the data set (wrap-around).

*System Action:* Since the message queues data set can no longer be formatted reliably, the IEDQXC printing utility is terminated.

*Programmer Response:* In order to obtain the printed output from the message queues, process it via a system utility. To avoid the wrap-around in the future, format a larger message queues data set with the IEDQXA utility.

*Problem Determination:* Before calling IBM for programming support, make sure that a listing of the message queues data set is available.

**IED125I xxx BYTES NEEDED**

*Explanation:* The operator entered MODIFY id,DEBUG = x,yyy, but insufficient storage exists for loading the requested debugging aid.

*System Action:* The requested debugging aid is not loaded. Normal processing continues.

*Programmer Response:* Specify a larger region size for the TCAM Message Control Program (MCP).

*Operator Response:* Specify a larger region size for the TCAM MCP, if possible. Otherwise, contact the system programmer.

*Problem Determination:* Table I, items 2, 10, 11, 29. Have available the AMDSADMP output formatted by AMDPRDMP showing the nucleus and TCAM region.

**IED127I OLT REQUEST REJECTED, CONTROL TERMINAL UNIDENTIFIED**

*Explanation:* This message is issued when the symbolic name of the control terminal specified in the Test Request Message (TRM) is not contained in the TCAM terminal table, or an invalid control terminal field is found in the TRM (for example, no slash following the prefix).

*System Action:* The TRM is canceled. Processing continues.

*Operator Response:* Reenter the TRM and specify a valid control terminal. If there is a valid translate table for the TRM, no more than eight characters between the prefix and the first slash, and the control terminal is identical to the name of an entry in the TCAM terminal table, obtain and have available the following before calling IBM for programming support:

- A listing of the TCAM Message Control Program.
- The TRM that was canceled.
- The control terminal printout.

**IED128I ALTERNATE PRINTER REQUESTED BY OLT ALREADY IN USE**

*Explanation:* This message is issued when the alternate printer requested in the option field of a Test Request Message (TRM) has already been assigned as a test device to another On-line Test (OLT). The TRM is canceled and must be reentered to initiate an OLT.

*System Action:* The TRM is canceled. Normal processing continues.

*Operator Response:* Reenter the TRM and specify an alternate printer not in use.

*Problem Determination:* If this problem recurs and the alternate printer is not in use, obtain and have available the following before calling IBM for programming support:

- A listing of the TCAM Message Control Program.
- The TRM that was canceled.
- The control terminal printout.

**IED130I OLT REQUEST REJECTED, CONTROL TERMINAL NOT OPEN**

*Explanation:* This message is issued when TOTE determines that the specified control terminal is not on an opened line. The problem could be that the required DD card is missing from the TCAM JCL. The Test Request Message (TRM) is canceled.

*System Action:* The TRM is rejected and normal processing continues.

*Operator Response:* Check JCL for a DD card for the control terminal. Restart the Message Control Program with a valid DD card for this terminal. Reenter the TRM.

*Problem Determination:* If the problem recurs, obtain and have available the following before calling IBM:

- The TRM.
- The control terminal printout.

**IED133I C. T. REQUESTED BY OLT ASSIGNED TO ANOTHER OLT**

*Explanation:* This message is issued when the control terminal (CT) device requested in the Test Request Message (TRM) has already been assigned as a test device to another On-line Test (OLT). The TRM is canceled and must be reentered to initiate an on-line test.

*System Action:* The TRM is canceled. Normal processing continues.

*Operator Response:* Reenter the TRM and specify a control terminal not in use.

*Problem Determination:* If this problem recurs and the control terminal is not in use, have the following available before calling IBM for programming support:

- A listing of the TCAM Message Control Program.
- The TRM that was canceled.
- The control terminal printout.

**IED138I ERROR SORTING DEVICE ID TABLE, xxx**

*Explanation:* An error occurred while sorting the device ID table. xxx identifies the terminal name being processed when the error occurred.

*System Action:* A return code of X'18' is passed to the initialization routine (IEDQOA) in register 15. IEDQOA issues error message IED065I, suspends calling other INTRO, nonresident, initialization routines, and returns to INTRO, which passes control to the next instruction.

*Problem Determination:* Execute the AMASPZAP service aid program to obtain a dump of module IEDQOA at the point the error message was issued. Table I, items 3, 10, 16, 29.

**IED139I PRINTING STOPPED**

*Explanation:* A maximum of 5 IED140I 'TCAM DISK ERROR...' messages have been printed; message IED139I indicates that there are more to be printed.

*System Action:* Printing of further messages has been suppressed.

*Operator Response:* None.

**IED140I TCAM DISK ERROR**

cde,bbbbbbb,cccccccccccc,dd,effffff

*Explanation:* An error occurred while reading from, or writing to, disk:

- cde Contents of IOBECBCC (completion code).
- b-b Hexadecimal equivalent of IOBFLAG1-2 and IOBSENS0-1.
- c-c Hexadecimal equivalent of 8-byte IOBCSW (first byte if IOBFLAG3).
- d-d Character UCB id.
- e-e Either RD (Read) or WR (Write).
- f-f Hexadecimal equivalent of 3-byte CPDADDR (disk record number).

See OS/VS2 TCAM Logic, SY30-2040, for further explanation of these fields.

*System Action:* Processing continues.

*Operator Response:* None.

**IED143I station GENERAL POLL STARTED**

*Explanation:* An operator command was entered to activate the general poll invitation characters associated with the station named station.

*System Action:* The general poll invitation characters were activated and all specific poll characters on the control unit were deactivated.

*Operator Response:* None.

**IED144I station GENERAL POLL STOPPED**

*Explanation:* An operator command was entered to deactivate the general poll invitation characters associated with the station named station.

*System Action:* The general poll invitation characters were deactivated and all specific poll characters on the control unit were activated.

*Operator Response:* None.

**IED145I station GENERAL POLL ALREADY STARTED**

*Explanation:* An operator command was entered to activate the general poll invitation characters associated with the

station named station.

*System Action:* The command was ignored because the general poll invitation characters were active already; processing continues.

*Operator Response:* None.

**IED146I station GENERAL POLL ALREADY STOPPED**

*Explanation:* An operator command was entered to deactivate the general poll invitation characters associated with the station named station.

*System Action:* The command was ignored because the general poll invitation characters were inactive already; processing continues.

*Operator Response:* None.

**IED147I station COMMAND INVALID FOR GENERAL POLL**

*Explanation:* An operator command was entered to hold (suspend transmission) or release (release intercepted station) the general poll station named station.

*System Action:* The command was ignored because it is not a valid command for general poll stations; processing continues.

*Operator Response:* None.

**IED148D IS C.U. FOR DEVICE ddd CONNECTED ONLY TO THIS SYSTEM?**

*Explanation:* The configuration data indicates this control unit (C.U.) is either switchable or shared between two central processing units. This message is trying to determine if the control unit is connected to this system exclusively. If switched, it must be switched to the central processor. If shared, the sharing processor must not use the test device during the on-line test (OLT).

*System Action:* Processing continues.

*Operator Response:* Reply YES if the C.U. is, or can be, connected to this system and the device is not being used by another control unit processor; if neither condition is met, reply NO.

**IED149I TOTE BUSY**

*Explanation:* All storage available to the telecommunications on-line test executive (TOTE) for running on-line tests is currently in use. The Test Request Message (TRM) that was entered cannot be processed and is rejected. This message is issued to the terminal entering the TRM except when the requesting terminal is:

1. A concentrator or a terminal attached to a concentrator, or
2. A 3270 terminal when general poll is active.
3. A terminal in TSO session.

When either of these exceptions occurs, the message is issued to the system console.

*System Action:* The TRM is rejected and processing continues.

*Operator Response:* Either wait until a later time and try to enter the TRM again, or at the next TCAM startup increase the size of the OLTEST parameter (O = n) to increase the amount of storage reserved for TOTE.

*Problem Determination:* Table I, items 1, 10, 11, 29.

**IED150D TCAM REUSABLE Q WRAPPED - REPLY 'D' TO DUMP ENTIRE MSG DATA SET OR 'C' TO CANCEL**

*Explanation:* This message is not supplied at the time the reusable queue wraps. Rather, it is supplied when the IEDQXC utility is used to format and print data from a reusable DASD message queues data set that wrapped previously. Individual queues cannot be dumped since the first record number of an individual queue cannot be determined. The entire message data set must be dumped.

*System Action:* Processing continues.

*Operator Response:* Reply D to dump the entire message data set, or C to cancel the dump. Notify system programmer of action taken.

```
IED151I { cuu tttt yy ERS z
          { cuu xx tttt THRESHLD
          { cuu xx tttt yy eeee zzzz yy eeee zzzz yy
            eeee zzzz yy eeee zzzz
          { cuu ww tttt eeeeeee zzzz eeeeeee zzzz
            eeeeeee zzzz eeeeeee zzzz
```

*Explanation:* This message provides the results of a scan of the error file of an IBM 2715 Transmission Control Unit. The scan occurs when the error threshold for one of the area stations connected to the 2715 is exceeded (threshold value is eight) or when manually requested at the 2715 or at the 2740 terminal attached to the 2715. TCAM prints the message on the master console, the teleprocessing console, or the system maintenance console, depending on the routing code specified at the 2715. In all four formats of the message text, cuu is the address in EBCDIC of the communications line (channel and unit), xx is the address in hexadecimal of the area station for which the error scan is reported, tttt is the time (0001-2400) when the error occurred, and ww is the address in hexadecimal of a particular adapter within the 2715. Fields appearing uniquely within a message format are described below.

The first format of the message is issued when five or more of the eight errors involved a particular one of the devices attached to the area station. In the message text, yy is the address in hexadecimal of the device for which the errors occurred, and z is the number of errors (from decimal 5 to 8) that occurred for the device.

The second format of the message indicates that the threshold value of eight has been reached for the area station whose address is xx, but that no one device attached to the station accounted for as many as five of the errors.

The third format of the message is issued twice whenever an error scan for a particular area station is manually requested at the 2715 or at the 2740 terminal attached to the 2715. The address of device yy for which the error data eeee was recorded at time zzzz is given four times in each message; the two messages together thus provide information about the eight most recent error occurrences for area station xx.

The fourth format of the message is issued twice whenever an error scan for a particular 2715 adapter is manually requested at the 2715, the 2740 terminal attached to the 2715, or the central system console. The error data eeeeeee for adapter ww recorded at time zzzz is given four times in each message; the two messages together thus provide information about the eight most recent error occurrences for adapter ww.

*System Action:* Processing continues.

*Operator Response:* None.

**IED152I ddn-CHECKPOINT BLKSIZE TOO SMALL - nnn WAS USED**

*Explanation:* A checkpoint data set block size less than 300 bytes was specified for environment checkpoint records for a checkpoint data set TCAM used the default value of 300 for TCAM checkpoint data set.

*System Action:* Processing continues.

*Programmer Response:* Change the value of the BLKSIZE = operand of the checkpoint DCB macro instruction. Specify a value between 300 and 3520 inclusive, for TCAM.

**IED153I ddn-CHECKPOINT BLKSIZE TOO BIG - nnn WAS USED**

*Explanation:* A block size greater than 3520 bytes was specified for environment checkpoint records for a checkpoint data set; TCAM assigned a value of 3520.

*System Action:* Processing continues.

*Programmer Response:* Change the value of the BLKSIZE = operand of the checkpoint DCB macro instruction. Specify a value between 300 and 3520, inclusive, for TCAM checkpoint.

**IED154I TOTE CANNOT RETURN DEVICE ddd TO ORIGINAL STATUS**

*Explanation:* The telecommunications on-line test executive (TOTE) remembers the status of a device (terminal or line) from the point that testing of that device began. When TOTE completed testing device ddd, it could not return that device to its original status. This message is normal for a control terminal, alternate printer, or test device that is a dial station, or a station using storage-only queuing, because the VARY command to activate station to receive and transmit causes a bad return code.

*System Action:* Processing continues.

*Operator Response:* Determine the status of device ddd through operator control facilities. Since the device does not have the same status as it had at the beginning of the test, use TCAM operator control to return it to the desired status.

*Problem Determination:* Table I, items 1, 4, 10, 13, 29.

**IED155I TCAM START REJECTED - TCAM MCP IS UNAUTHORIZED.**

*Explanation:* The TCAM message control program that was started does 1) not reside on the installation-defined authorized library or 2) the name of the MCP message control program is not in the Program Properties Table.

*System Action:* TCAM is terminated.

*Operator Response:* Notify the system programmer of this message.

*Programmer Response:* 1) the TCAM MCP must be link edited to the installation-defined authorized library, or 2) the TCAM MCP must be renamed with one of the names in the Program Properties Table.

**IED156I station ON CONCENTRATOR - CANNOT BE VARIED**

*Explanation:* A VARY command was received for starting or stopping the station named station from accepting or entering, but the station is attached to a concentrator.

*System Action:* The requested action is not taken. Processing continues.

*Operator Response:* None.

**IED157I TCAM SYSTEM DELAY ACTIVE - HALT COMMAND REJECTED**

*Explanation:* A TCAM HALT command for system shutdown was issued during a TCAM system delay.

*System Action:* The requested action is not taken. Processing continues.

*Operator Response:* Reissue the TCAM HALT command after the system delay expires.

**IED158I DIAL lna,nnn..(up to 20 digits)..nnn**

*Explanation:* This message signals the operator that a transmission is pending on line lna.

*System Action:* Processing continues.

*Operator Response:* Dial the number indicated by nnn to enable transmission.

**IED159I REUS (STARTS) hh.mm.ss  
                  { QUILTS  
                  FULL  
                  ENDS }**

*Explanation:* This message informs the operator when TCAM reusability starts and completes compressing of the TCAM reusable disk message queues.

- STARTS - Reusability has started compressing.
- QUILTS - Reusability has completed compressing.
- FULL - TCAM temporarily will stop receiving messages after the current message is processed.
- ENDS - TCAM resumes receiving messages.

*System Action:* Processing continues.

*Operator Response:* None.

**IED169D QNAME qname SECURE, CAN jjj OPEN, REPLY Y OR N**

*Explanation:* An application program is attempting to open a queue that was coded as secure.

*System Action:* The TCAM application program executor is waiting for a reply from the system operator indicating whether to open the queue or to abend the application program: error code 043-6. Message IED015I is issued if the program is terminated.

*Operator Response:* Reply Y to open the queue and continue processing; reply N to prevent opening the queue and abend the application program.

**IED173I ddd IS NOT A VTAM CONTROL UNIT OR RESOURCE**

*Explanation:* A VTAM operator command was issued to a unit other than a 3705 control unit or resource.

*System Action:* Command is rejected. Processing continues.

*Operator Response:* Ensure that the control unit or resource associated with the command is valid in a VTAM environment.

**IED193I BLOCK HANDLER SET ASSOCIATION MODIFIED FOR station**

*Explanation:* The action requested by a MODIFY command has been completed for station identified by station.

*System Action:* Processing continues.

*Operator Response:* None.

**IED201I cm COMMAND INVALID FOR VTAM**

*Explanation:* An operator command that is invalid for a 3705 was issued specifying a 3705 address or ddname. cm is the first ten bytes of the error command.

*System Action:* Command rejected. Processing continues.

*Operator Response:* None.

**IED211I ON-LINE TESTING ACTIVE**

*Explanation:* This message indicates to the control terminal that a test request message has been received. Initial setup for handling the TRM has started.

*System Action:* Processing continues.

*Operator Response:* None.

**IED212I CLASS NOT TP, OR SUPPORTED GRAPHIC - ABORT**

*Explanation:* The specified test device is not a teleprocessing device or a TCAM-supported graphic device. The test is rejected for that device.

*System Action:* The test request message is canceled.

*Operator Response:* Reenter TRM for valid graphic or TP device.

*Problem Determination:* Table I, items 1, 4, 10, 11, 29.



**IED213D CAN ON-LINE TEST USE PROTECTED DEVICE ddd**

*Explanation:* The configuration data set for the control terminal or the alternate printer indicates that the terminal is a protected device. Authorization for use of the terminal must be obtained from the system operator before test can be done.

*System Action:* Processing continues. TOTE waits for the operator to respond.

*Operator Response:* Reply YES if device can be used by TOTE; or, reply NO to cancel the test request message.

*Note:* Proper reply format described in IED335I explanation.

**IED214I OLT SUB MODULE mod NOT FOUND IN LIBRARY**

*Explanation:* An on-line test (OLT) requested TOTE to load module mod. The module was not found in any of the libraries specified by TCAM JCL.

*System Action:* Processing continues.

*Operator Response:* Put module mod in the appropriate library and reenter the test request message.

**IED215I OLT REQUEST REJECTED, UNABLE TO ALLOCATE RESOURCES CT/AP**

*Explanation:* This message is issued for one of the following reasons:

- There are not enough dummy terminal entries specified for TOTE on the TTABLE macro.
- The queue control block (QCB) for the terminal is marked as being in the delay queue.
- The terminal is a concentrator. A concentrator cannot be specified as a control terminal (CT) or as an alternate printer (AP).
- For a terminal attached to a concentrator, the symbolic name of the concentrator could not be found in the Terminal Name table.

*System Action:* The test request message is canceled. Processing continues.

*Programmer Response:* Do one of the following:

1. Increase the OLTERM = operand of the TTABLE macro in the MCP to allocate enough dummy terminal entries.
2. If the queue control block for the terminal indicates that the terminal is in the delay queue, reenter the test request message specifying a different terminal as either the control terminal or the alternate printer.
3. Verify that the terminal is not a concentrator. If it is one, reenter the test request message specifying a different terminal or the alternate printer.
4. If the symbolic name of the concentrator is not in the Terminal Name table, reassemble the MCP and include the name.

**IED216I TRM CANCELED - TOTE CANNOT USE TSO DEVICE**

*Explanation:* This message occurs for any of the following conditions:

- A remote terminal is specified either as control terminal or as alternate printer in a TSO-only environment.
- A remote terminal is specified either as control terminal or as alternate printer in a mixed environment when the terminal is still logged on to TSO.
- A remote terminal is specified as a test device in either a TSO-only or a mixed environment when the terminal is still logged on to TSO.

*System Action:* The test request message is canceled. Processing continues.

*Operator Response:* Perform the terminal LOGOFF procedure. For a TSO-only environment, specify the system console (SYSCON) as control terminal, and either SYSCON or SYSOUT as alternate printer.

**IED219I ON-LINE TESTING ENDED**

*Explanation:* The on-line test function has been completed.

*System Action:* Normal processing continues.

*Operator Response:* None.

**IED220I ERROR - MORE THAN 10 TEST DEVICES ENTERED**

*Explanation:* This message is issued when more than 10 test devices are specified in a TRM. Ten is the maximum number of devices that may be entered in the test device field.

*System Action:* The operator is prompted for the remainder of the Test Request Message (TRM) beginning with the test device field.

*Operator Response:* Wait to be prompted for the remainder of the TRM.

**IED221I TRM CANCELLED - STOP FAILED FOR DEVICE ddd**

*Explanation:* TOTE issued an operator control command to stop the named device and a bad return code was received. If the device is a:

1. Terminal - V ddd,OFFTP,B has failed.
2. Subchannel address - V ddd,OFFTP,C for a 2701/02/03 has failed.

The on-line test is terminated because TOTE cannot have exclusive use of the named resource.

*System Action:* The test request message (TRM) is canceled. Normal processing continues.

*Operator Response:* None.

*Problem Determination:* Table I, items 1, 4, 10, 29.

**IED223I ON-LINE TESTING CANCELED**

*Explanation:* The On-line Test has been canceled for one of the following reasons:

- Alternate printer not open.
- Resource in unshared state.
- I/O error in loading configuration data.
- No configuration data.
- Control unit not connected to proper CPU.
- No line available for switched terminal test.
- Start/stop line failed.
- Test device does not belong to TCAM.
- A cancel request TRM.
- TCAM closedown.
- Configuration data sets cannot be opened.
- DIAGMSG open failed.
- Device protected.

*System Action:* The test request message is terminated. Processing continues.

*Operator Response:* None.

*Problem Determination:* Table I, items 1, 4, 10, 29.

**IED224D CAN OLT HAVE EXCLUSIVE USE OF CONTROL UNIT(S) ON ADDRESS(ES) ddd, (up to 10 addresses), ddd**

*Explanation:* This message is issued when exclusive use of subchannel addresses ddd,...,ddd is needed for testing; ddd are physical addresses of the 2701, 2702, 2703, 3270, or 7770 being tested.

*System Action:* Processing continues. TOTE enters a wait state for three minutes. If a reply is not received within three minutes, the on-line test is canceled.

*Operator Response:* Reply r xx, 'YES' if all activity on the indicated subchannel addresses can be suspended for the duration of the test; otherwise, reply r xx, 'NO'.

**IED225I INVALID TEST DEVICE ENTRY - TEST LINE NOT OPENED**

*Explanation:* The entry in the Test Device field is on a line that has not been opened. Lines used in a test must be opened by the Message Control Program.

*System Action:* The test request message is canceled. Processing continues.

*Operator Response:* Correct the run to ensure the MCP opens the line the test device is on and reenter the test request message.

*Problem Determination:* Table I, items 1, 4, 10, 29.

**IED226I TRM REJECTED - TCU NOT CONNECTED TO PROPER CPU**

*Explanation:* The Transmission Control Unit (2701/02/03) is either switchable between two CPUs or shared; the operator could neither connect the TCU to the proper CPU (if switchable) nor guarantee exclusive use of the TCU (if shared).  
*System Action:* The test request message is canceled. Processing continues.

*Operator Response:* Rerun the test request message when the TCU is available.

**IED227I CHAN ADDR(S) SPECIFIED IN TRM ARE MIXED 2701,2,3 WITH 3705**

*Explanation:* A Test Request Message (TRM) was entered that specified both 3705 and 2701, 02, or 03 in the test device field. Because of test differences for 3705s and for 2701/02/03s, the mix is invalid for transmission control unit testing.

*System Action:* The test request message is canceled. Processing continues.

*Operator Response:* None.

**IED228I TRM REJECTED - I/O ERROR LOADING CONFIGURATION DATA**

*Explanation:* Permanent input/output error found during directory search.

*System Action:* The test request message (TRM) is canceled. Processing continues.

*Operator Response:* Use the configuration facility to reconfigure the device in question.

*Problem Determination:* Table I, items 1, 4, 10, 26c, 29.

**IED229I TRM REJECTED - NO CONFIGURATION DATA**

*Explanation:* No configuration data was found for the test device.

*System Action:* The test request message (TRM) is canceled. Processing continues.

*Operator Response:* Configure test device and reenter TRM.

*Problem Determination:* Table I, items 1, 4, 26a, 29.

**IED230I TRM REJECTED - CONFIGURATION DATA SET CANNOT BE OPENED**

*Explanation:* One or both of the configuration data sets required by TOTE could not be opened.

*Sample JCL:*

```
//OLTLIB DD DSN = SYS1.OLT2LIB,DISP = OLD
//      VOL = SER = xxxxxx,UNIT = 23xx
//CDSLIB DD DSN = SYS1.CDSLIB,DISP = OLD
//      VOL = SER = xxxxxx,UNIT = 23xx
```

*System Action:* The test request message (TRM) is canceled. Processing continues.

*Operator Response:* Correct the JCL describing SYS1.OLT2LIB and/or SYS1.CDSLIB; reenter the test request message.

*Problem Determination:* Table I, items 1, 4, 10, 25a, 29.

**IED231I REENTER TRM LATER - RESOURCE IN UNSHAREABLE STATE**

*Explanation:* The resource (for example line, terminal, display) requested as a test device in this test request message (TRM) is being used by a TRM currently being processed.

*System Action:* TRM is canceled. Processing continues.

*Operator Response:* Rerun TRM when resource becomes available.

*Problem Determination:* Table I, items 1, 4, 10, 11, 29.

**IED232I INVALID ALTERNATE PRINTER ENTRY**

*Explanation:* An invalid name has been entered in the option field for the alternate printer.

*System Action:* The operator is prompted to reenter the alternate printer location.

*Operator Response:* Reenter the alternate printer name specifying a valid TCAM terminal name.

*Problem Determination:* Table I, items 1, 3, 4, 10, 13, 29.

**IED233D INVALID EP LEVEL - ENTER 0, 1, 2, OR 3**

*Explanation:* During a prompt request, an invalid error print (EP) level was entered. Valid levels are 0, 1, 2, and 3.

*System Action:* Processing continues.

*Operator Response:* Enter desired level of error print. Valid levels are 0, 1, 2, and 3.

*Note:* Proper reply format described in IED335I explanation.

*Problem Determination:* Table I, items 1, 4, 11, 29.

**IED234D ENTER DIFFERENT TERMINAL, SYSOUT, SYSCON OR NAP**

*Explanation:* The alternate printer entered in the option field of the TRM is in use as a test device by another OLT. This is a request to the operator to enter the option again.

*System Action:* Processing continues.

*Operator Response:* Specify a terminal not in use by another OLT request, or specify the system console or system output device, as the alternate printer. The alternate printer option can be canceled by entering NAP.

*Note:* Proper reply format described in IED335I explanation.

**IED236D DIAGMSG OPEN FAILED**

*Explanation:* A test request message specifying the option APSYSOUT has been entered to cause the output to go to the alternate printer (AP) SYSOUT. However the OPEN for the SYSOUT device (DDNAME = DIAGMSG) failed.

*System Action:* The test request message is canceled and processing continues.

*Operator Response:* Correct the run so the OPEN for DIAGMSG will not fail and reenter the test request message.

*Problem Determination:* Table I, items 1, 4, 10, 11, 29.

**IED237I OPERATOR WILL ONLY ALLOW CONCURRENT MODE - TRM REJECTED**

*Explanation:* For a line test or when non-concurrent mode (NCM) is specified in an option field of a test request message (TRM), the operator will only allow concurrent mode (CM) operation.

*System Action:* The test request message is rejected and processing continues.

*Operator Response:* None.

**IED238I DD CARD MISSING FOR LINE ENTRY IN TEST DEVICE FIELD**

*Explanation:* The DD card for the line entry being tested was omitted from the TCAM JCL.

*System Action:* The operator at the control terminal is prompted for the remainder of the test request message beginning with the Test Device field.

*Operator Response:* Read the TCAM JCL in again and include DD cards for all line entries to be included in the Test Device field.

*Problem Determination:* Table I, items 1, 3, 4, 13, 29.

**IED239I xxxxxxxx - ROUTINE BYPASSED - CONTROL AND TEST TERMINALS ON SAME LINE**

*Explanation:* The operator has entered a test request message with the control and test terminal on the same line. The current routine of test section xxxxxxxx does not allow the two terminals to be on the same line. The routine is bypassed.

*System Action:* Processing continues.

*Operator Response:* To ensure that all routines will be run, specify the system console or a terminal on a different line than the test terminal as the control terminal.

**IED240I TERMINAL xxxxxxxx CANNOT BE SWITCHED TO PRIMARY BACKUP**

*Explanation:* A Test Request Message (TRM) requesting that terminal xxxxxxxx be tested in either backup or primary mode was entered. The teleprocessing on-line test executive (TOTE) could not perform the switch.

*System Action:* The TRM is canceled and processing continues.

*Operator Response:* If the TRM request was for a test in backup mode, make sure the terminal is switchable. Correct the TRM and reenter.

**IED241I ENTER ALTERNATE PRINTER LOCATION. VALID ENTRIES ARE**

**IED241D SYSOUT - SYSCON - SYMBOLIC TERMINAL NAME**

*Explanation:* For a prompt request these are valid alternate printer entries: SYSOUT, SYSCON or a symbolic name of the terminal.

*System Action:* Processing continues.

*Operator Response:* Enter the name of the device you wish to be used as the alternate printer.

*Problem Determination:* Table I, items 1, 4, 10, 13, 29.

**IED242D DO YOU WANT TO CONTINUE PROMPTING? YES OR NO**

*Explanation:* During a prompt operation an invalid reply was detected. The operator has the choice of continuing or terminating the prompt run.

*System Action:* Processing continues.

*Operator Response:* Reply NO to cancel the test request message. Reply YES to initiate a repeat of the message which was responded to incorrectly.

*Note:* Proper reply format is described in the explanation of message IED335I.

**IED243I TRM BUFFER TOO SMALL FOR LAST ENTRY**

**IED243I MAKE ENTRY FROM APPROPRIATE PARENTHESES**

**IED243D YOU CAN REENTER(R), CANCEL(C) OR USE TRM AS IS (GO)**

*Explanation:* During a prompting operation the buffer was found to be too small for the test request message (TRM).

*System Action:* Processing continues.

*Operator Response:* Enter C to cancel TRM; R to restart prompting or GO to use truncated TRM.

*Note:* Proper reply format is described in the explanation of message IED335I.

*Problem Determination:* Table I, items 1, 4, 10, 13, 29.

**IED245I ERROR IN TEST LOOP OR ERROR LOOP NUMBER**

*Explanation:* An invalid test or error loop count was entered in the test request message.

*System Action:* Processing continues.

*Operator Response:* None. TOTE will ask if you wish to continue prompting.

*Problem Determination:* Table I, items 1, 4, 10, 13, 29.

**IED246I OPTION ENTRY INVALID**

*Explanation:* An invalid option was entered in the option field of the test request message.

*System Action:* Processing continues.

*Operator Response:* None. TOTE will ask if you wish to continue prompting.

*Problem Determination:* Table I, items 1, 4, 10, 13, 29.

**IED247I VALID OPTIONS ARE TLNNNN,NTL,ELNNNN,NEL,CP,NCP, NMI,MI,NP,TPP,TAP,NBK,BK**

**IED247I CM, NCM, NEP, AP, NAP, TR, EXT = data/ - NNNN IS A 4-DIGIT DECIMAL NUMBER**

**IED247I EPN-WHERE N IS LEVEL OF PRINTED OUTPUT WANTED**

**IED247I DEFAULT OPTIONS ARE CP, NTL, NEL, CM, NAP, NMI, EP, TPP AND BK**

**IED247D ENTER ONE OPTION OR NONE**

*Explanation:* The operator is asked to enter one of the available options or NONE (default options are underlined):

Option	Explanation
TLn            Testing Loop	Repeats specified test n times, where n is a decimal number between 1 and 9999. If n is omitted, a default of 500 is assigned. It is recommended that a value always be assigned to n when the TLn option is selected.
<u>NTL</u>	Do not repeat test.
ELn            No Testing Loop Error Loop	Loops n times on the set of instructions detecting the first error, where n is a decimal number between 1 and 9999. If n is omitted, a default value will be assigned by the on-line test. It is recommended that a value always be assigned to n when the ELn option is selected.
<u>NEL</u>	Do not loop on an error.
<u>CP</u>	Prints control messages, such as section start and termination messages. Do not print control messages.
NCP	Do not print control messages.
APterm	Sends error printouts to the station, whose symbolic name is term,



instead of the station from which the test is controlled. SYSCON or SYSOUT are also valid names for the alternate printer.

**NAP** No Alternate Printer Send error printout to control terminal.

**CM** Concurrent Mode TOTE will allow automatic subchannel address sharing.

**NCM** Non-Concurrent Mode TOTE will not allow automatic subchannel address sharing.

**EPn** Error Print Specifies level of error print, where n is an integer between 0 and 3. Level 0 specifies the minimum error print, whereas level 3 specifies the maximum error print. If n is omitted, a default value of 3 will be assigned by TOTE.

**NEP** No Error Print Do not provide error print.

**NP** No Print Do not print control messages or error prints.

**MI** Manual Intervention Routines that require manual intervention will be executed. This option is normally selected when terminal tests are run.

**NMI** No Manual Intervention Routines that require manual intervention will not be executed.

**TR** Trace Traces macro calls made by the on-line test.

**NTR** No Trace Does not trace macro calls made by the on-line test.

**NBK** No Break After line connection is originally established, do NOT break and reestablish the connection for each I/O operation. Reestablish the connection only if broken by TOTE for user communication (2701/2/3 only). Non-Concurrent Mode (NCM) is set when this option is specified.

**BK** Break Break and reestablish line connection for each I/O call by the on-line test (2701/2/3 only).

**EXT = data/** External Data Allows data to be entered into the on-line text (must be last option entered if used). The slash delimits the test data and the test request message option field.

System Action: Processing continues.

Operator Response: Enter NONE to terminate prompting for the option field. Enter any option listed under valid test request message options that were specified in the explanation.  
Note: Proper reply format is described in the explanation of message IED335I.

**IED248I INVALID ENTRY FOR ADDITIONAL TESTS - VALID ENTRIES ARE A-ZZZ.**

Explanation: An invalid test entry was entered.  
System Action: Processing continues.  
Operator Response: None.  
Problem Determination: Table I, items 1, 4, 10, 11, 29.

**IED249I INVALID ROUTINE ENTRY**

Explanation: An invalid routine number was entered in test field.  
System Action: Processing continues.  
Operator Response: None.  
Problem Determination: Table I, items 1, 4, 10, 11, 29.

**IED250I INVALID TEST NAME**

Explanation: An invalid test name was entered in the test field.  
System Action: Processing continues.  
Operator Response: None.  
Problem Determination: Table I, items 1, 4, 10, 11, 29.

**IED251D ENTER ALPHA CHARACTERS SEPARATED BY COMMAS FOR OTHER SELECTIONS**

Explanation: This message asks the operator to enter additional test suffixes separated by commas.  
System Action: Processing continues.  
Operator Response: Enter the suffixes or other tests that are to be run on the test device.  
Note: Proper reply format is described in the explanation of message IED335I.

**IED252D DO YOU WANT OTHER TEST SECTIONS RUN ON THIS DEVICE? ANSWER YES OR NO**

Explanation: The operator is asked if other sections are to be run on test device.  
System Action: Processing continues.  
Operator Response: Enter YES if other test sections are to be run. Enter NO if no other sections are to be run.  
Note: Proper reply format is described in the explanation of message IED335I.

**IED253D ENTER ROUTINE NUMBER(S) - EXAMPLE 1, 4-6, 9**

Explanation: The operator is asked to enter routine numbers to be run in the test section.  
System Action: Processing continues.  
Operator Response: Enter the routine numbers that are to be run. Note that routine selection can be made when only one test section is specified.  
Note: Proper reply format is described in the explanation of message IED335I.

**IED254D DO YOU WANT TO SELECT ROUTINES IN THIS TEST? ANSWER YES OR NO**

Explanation: The operator is asked if a routine is desired.  
System Action: Processing continues.  
Operator Response: If YES is entered, the operator will be prompted for the routine numbers to be run. Routine selection is not requested if NO is entered.

Note: Proper reply format is described in the explanation of message IED335I.

**IED255D ENTER TEST TO BE RUN - FORMAT  
NNNNB/ANNNNB - EXAMPLE 2700A/T2700A**

*Explanation:* The operator is asked to enter the ID of the test section to be run.

*System Action:* Processing continues.

*Operator Response:* Enter the name of the test to be run (use either the NNNNB or the ANNNNB (format). If 'T' is the prefix character for the test, the prefix may be omitted.

Note: Proper reply format is described in the explanation of message IED335I.

**IED256D DO YOU WANT TO BE PROMPTED? ANSWER YES OR NO**

*Explanation:* The operator is asked whether or not he wishes to be prompted for the test request message.

*System Action:* Processing continues.

*Operator Response:* If YES is entered, the operator is prompted for the test request message. If NO is entered, prompting is terminated and the test request is canceled.

Note: Proper reply format is described in the explanation of message IED335I.

**IED259I INVALID RESPONSE**

*Explanation:* An invalid response has been entered in response to a prompter or configurator question.

*System Action:* Processing continues.

*Operator Response:* None.

*Problem Determination:* Table I, items 1, 4, 10, 11, 29.

**IED260I TEST DEVICE ALLOCATED TO VTAM -- INVALID TOTE DEVICE**

*Explanation:* A TRM (Test Request Message), entered to TCAM/TOTE, requested a test on a local 3704, 3705, or 3270. The requested device is attached through VTAM and cannot be tested by TCAM/TOTE.

*System Action:* The TRM is rejected. If this device was selected during a prompting run, TOTE asks you to select another device type. Normal processing continues.

*Operator Response:* Test this device using VTAM/TOLTEP.

**IED261I INVALID TEST DEVICE ENTRY**

*Explanation:* An invalid test device has been entered. Valid test devices are line addresses (CUU) and symbolic names of terminals.

*System Action:* Processing continues.

*Operator Response:* None.

*Problem Determination:* Table I, items 1, 4, 10, 11, 29.

**IED262I ALREADY HAVE 10 TEST DEVICES - TEST DEVICE PROMPTING FINISHED**

*Explanation:* The maximum number of test devices that can be specified in a test request message has been reached. Prompting for more test devices is terminated.

*System Action:* Processing continues.

*Operator Response:* None.

**IED263D INVALID RESPONSE, PLEASE ENTER YES OR NO**

*Explanation:* An invalid response was entered. The operator is asked to reenter response.

*System Action:* Processing continues.

*Operator Response:* Enter YES or NO depending upon the question that was previously asked.

Note: Proper reply format is described in the explanation of message IED335I.

*Problem Determination:* Table I, items 1, 4, 10, 11, 29.

**IED264D ARE THERE ANY MORE TEST DEVICES? ANSWER YES OR NO**

*Explanation:* This message is issued to determine if there are any more test device entries to be built in the test request message.

*System Action:* Processing continues.

*Operator Response:* Enter YES if more test devices are to be entered. Enter NO to terminate prompting for test devices.

Note: Proper reply format is described in the explanation of message IED335I.

**IED265D ENTER SYMBOLIC NAME OF TERMINAL OR CUU OF TCU TO BE TESTED**

*Explanation:* This message asks the operator to enter the test device ID. Valid entries are line addresses (CUU) and symbolic terminal names.

*System Action:* Processing continues.

*Operator Response:* Enter the line address (CUU) or the symbolic name of terminal on which the test is to be run.

Note: Proper reply format is described in the explanation of message IED335I.

**IED266I**

{	CONTROL TERMINAL	}	IS ATTACHED TO
	ALTERNATE PRINTER		
	TEST DEVICE		

  
3704/3705  
NCP -- INVALID

*Explanation:* A TRM (Test Request Message), entered to TCAM/TOTE, requested that a device attached to an IBM 3704, 3705 NCP be assigned as the control terminal, alternate printer, or test device. For TCAM level 8 TOTE, only terminals attached to IBM 2701/02/03 control units are eligible.

*System Action:* The TRM is rejected. If this device was selected during a prompting run, TOTE asks you to select another device type. Normal processing continues.

*Operator Response:* To use and/or test devices attached to an IBM 3704/3705 NCP, use VTAM/TOLTEP.

**IED267I ERROR IN OPTION FIELD**

*Explanation:* An invalid option is specified in the test request message.

*System Action:* Processing continues.

*Operator Response:* None. The user will be asked if he desires to be prompted.

*Problem Determination:* Table items 1, 4, 10, 11, 29.

**IED268I ERROR IN TEST FIELD**

*Explanation:* An invalid test section has been specified in the test request message.

*System Action:* Processing continues.

*Operator Response:* None. The user will be asked if he desires to be prompted.

*Problem Determination:* Table I, items 1, 4, 10, 11, 29.

**IED269I ERROR IN TEST DEVICE FIELD**

*Explanation:* An invalid test device has been detected.

*System Action:* Processing continues.

*Operator Response:* None. The user will be asked if he desires to be prompted.

*Problem Determination:* Table I, items 1, 4, 10, 11, 29.



**IED270I TRM PROMPTER RUNNING**

*Explanation:* This message is issued to notify the operator that the test request message (TRM) will be prompted for.  
*System Action:* Processing continues.  
*Operator Response:* None.

**IED271I PROMPTING NOT ALLOWED ON 1060, REENTER TRM**

*Explanation:* A prompting request with a 1060 device as control terminal has been specified. Prompting is not allowed on a 1060 terminal.  
*System Action:* Processing continues.  
*Operator Response:* None.  
*Problem Determination:* Table I, items 1, 3, 4, 10, 11, 29.

**IED272I TRM REJECTED - TEST IN BACK-UP MODE NOT YET SUPPORTED**

*Explanation:* A test request message (TRM) was entered that specified the option test alternate path (TAP). The teleprocessing on-line test executive (TOTE) does not presently support this function.  
*System Action:* The TRM is rejected. Processing continues.  
*Operator Response:* Reenter the TRM and specify or default to the test primary path (TPP) option.

**IED273I ERROR - MORE THAN 256 TEST DEVICES ENTERED**

*Explanation:* This message is issued when more than 256 test devices are specified in a test request message (TRM) that requests deallocation of TCAM devices. The maximum number of devices that can be deallocated is 256.  
*System Action:* The TRM is rejected. Processing continues.  
*Operator Response:* Reenter the TRM and specify 256 or less test devices.

**IED274I ERROR - TEST DEVICE NOT ALLOCATED TO TCAM**

*Explanation:* This message is issued when a test device entry for a device not currently allocated to TCAM is detected in a deallocation test request message (TRM).  
*System Action:* The TRM is rejected. Processing continues.  
*Operator Response:* Reenter the TRM and specify in the Test Device Field only devices which are currently allocated to TCAM.

**IED275D REPLY 'TOTE' TO RETURN TO TCAM SUBCHANNELS nnn...**

*Explanation:* This message is issued:

- After a deallocation test request message has been processed; the telecommunications on-line test executive (TOTE) has taken the devices indicated by nnn away from TCAM (nnn represents the Test Device Field entered in the deallocation TRM).
- A response other than TOTE was entered in response to this message.
- The UCB resources which TOTE is attempting to return to TCAM are still allocated to another job.

*System Action:* Processing continues.  
*Operator Response:* When ready to return the devices to TCAM reply TOTE.

**IED277I 1060 CANNOT BE CONTROL TERMINAL FOR PROMPT OR CONFIG**

*Explanation:* The operator entered a request specifying a 1060 terminal as control terminal for a prompting or configuration run. A 1060 terminal cannot be the control terminal for either.  
*System Action:* Processing continues.

*Operator Response:* None.

*Problem Determination:* Table I, items 1, 3, 4, 10, 11, 29.

**IED278I TRM CANCELLED -- TEST DEVICE IS BEING GENERAL POLLED**

*Explanation:* One of the test devices named in the TRM is being general polled.  
*System Action:* The TRM is cancelled. Normal processing continues.  
*Operator Response:* Stop general poll on the devices to be tested using operator control commands and re-enter the TRM.

**IED279D ENTER NEXT MESSAGE SEGMENT**

*Explanation:* The control terminal is a numeric-only device. The control terminal is prompted for building the next portion of the test request message.  
*System Action:* Processing continues.  
*Operator Response:* Respond with 99999, ID, and the next character of the test request message.  
*Note:* See example in the OS/VS 'TCAM User's Guide', GC30-2045.

**IED280I CONFIGURATOR STARTED**

*Explanation:* This message is issued when a configuration request message (CRM) is recognized and the TOTE/Configurator is activated.  
*System Action:* Processing continues.  
*Operator Response:* None.

**IED281I CONFIGURATOR COMPLETED**

*Explanation:* This message is issued when a configuration run is either completed or terminated.  
*System Action:* Processing continues.  
*Operator Response:* None.

**IED282D ENTER FUNCTION: ADD, CHANGE, DELETE, EXHIBIT, OR NONE**

*Explanation:* This message is issued to determine the type of configuration run desired.  
*System Action:* Processing continues.  
*Operator Response:* To add a new configuration data set entry, reply ADD or A; to replace an existing CDS entry, reply CHANGE or C; to delete an existing CDS entry, reply DELETE or D; to exhibit an existing entry, reply EXHIBIT or E; to eliminate processing, reply NONE or N.  
*Note:* Proper reply format is described in the explanation of message IED335I.

**IED283D ENTER A LINE ADDR. OR A SYMBOLIC TERMINAL NAME**

*Explanation:* This message is issued to determine if the configuration is for a local device or a remote device.  
*System Action:* Processing continues.  
*Operator Response:* For local devices enter a 3-digit line address, such as 01C. The first digit must always be numeric; otherwise, it will be treated as a symbolic name. For remote devices enter the symbolic name used by TCAM to identify the device, such as NYC.  
*Note:* Proper reply format is described in the explanation of message IED335I.

**IED284I OLT ABEND cdexxx**

*Explanation:* An on-line test (OLT) has abnormally terminated with a system completion ABEND code of cde and a user

ABEND code of xxx. The test is canceled and all associated cleanup is performed.

*System Action:* The on-line test is canceled. Processing continues.

*Operator Response:* For a response of cde000, refer to the corresponding system completion code to determine the nature of the failure. For a response of 000xxx, notify your IBM CE of the user ABEND code.

*Problem Determination:* Table I, items 1, 3, 4, 5a, 10, 13, 16, 29.

#### **IED286D ENTER TYPE OF TERMINAL**

*Explanation:* This message is issued to determine the type of terminal to be configured.

*System Action:* Processing continues.

*Operator Response:* Enter the type of terminal, such as 1050, 2740, 2741.

*Note:* Proper reply format is described in the explanation of message IED335I. Refer to message IED291I and IED292I for supported devices.

#### **IED287D ENTER ADAPTER LINE CODE: (EBCDIC, TRANSCODE, ASCII)**

*Explanation:* EBCDIC, TRANSCODE, and ASCII are the valid adapter line codes for the device being configured. This message is issued when the device being configured is not open.

*System Action:* Processing continues.

*Operator Response:* Reply either EBCDIC, TRANSCODE, or ASCII depending on the line adapter code for the device being configured.

*Note:* Proper reply format is described in the explanation of message IED335I.

#### **IED291I START STOP TERMINALS SUPPORTED: 1030, 1050, 1060, 2260, 2265, 2740, 2741, 2760**

*Explanation:* This message provides a complete list of start/stop terminals supported by the TCAM/TOTE Configurator.

*System Action:* Processing continues.

*Operator Response:* None.

#### **IED292I BI-SYNC TERMINALS SUPPORTED: 2770, 2780, 1130, 2020, 3270, 3670, S360**

*Explanation:* This is a complete list of Bi-sync terminals supported by TCAM/TOTE Configurator.

*System Action:* Processing continues.

*Operator RESPONSE:* None.

#### **IED293I OLD ENTRY DELETED FROM CDS**

*Explanation:* A CDS entry has been deleted from the CDS data set. For CHANGE configuration runs, the old entry is not deleted until the new entry has been successfully added.

*System Action:* Processing continues.

*Operator Response:* None.

#### **IED294I NEW ENTRY ADDED TO CDS**

*Explanation:* The new or changed CDS (configuration data set) entry has been successfully added to the CDS.

*System Action:* Processing continues.

*Operator Response:* None.

#### **IED295I MODIFICATION/DELETION NOT PERMITTED FOR THIS DEVICE**

*Explanation:* This message is issued when a change or delete

configuration run for a non-telecommunications device is requested, or if a delete run is requested for a configuration data set entry with device protection. The device class field in the unit control block must be either X'10' or X'40' for the configuration data set entry to be modified or deleted. If the device protection bit is on, the configuration data set can be changed or deleted only from the system console.

*System Action:* Processing continues.

*Operator Response:* None.

*Problem Determination:* Table I, items 1, 3, 4, 10, 11, 13, 26c, 29.

#### **IED296I LINE NOT OPENED**

#### **IED296D ENTER LINE ADDRESS (FORMAT CUU)**

*Explanation:* The message is issued when the remote device being configured is on a line that has not been opened by TCAM.

*System Action:* Processing continues.

*Operator RESPONSE:* Enter a 3-digit line address; such as 01C. The first digit must always be numeric.

*Note:* Proper reply format is described in the explanation of message IED335I.

#### **IED297I TEST DEVICE DOES NOT BELONG TO TCAM**

*Explanation:* All test devices must be defined and opened in the MCP.

*System Action:* The test request message is canceled.

Processing continues.

*Operator Response:* Specify a valid test device.

*Problem Determination:* 1, 3, 4, 10, 29.

#### **IED298D ARE THERE OTHER ENTRIES TO ADD? (YES OR NO)**

*Explanation:* This message is issued to determine if there are other device configurations to be added to the configuration data set.

*System Action:* Processing continues. The configurator waits for the operator to respond.

*Operator Response:* Reply YES if there are other additions; otherwise, reply NO.

*Note:* Proper reply format is described in the explanation of message IED335I.

#### **IED299D ARE THERE OTHER ENTRIES TO CHANGE? (YES OR NO)**

*Explanation:* This message is issued to determine if there are other device configurations to be changed in the configuration data set.

*System Action:* Processing continues. The configurator waits for the operator to respond.

*Operator Response:* Reply YES if there are other changes; otherwise, reply NO.

*Note:* Proper reply format is described in the explanation of message IED335I.

#### **IED300D ARE THERE OTHER ENTRIES TO DELETE? (YES OR NO)**

*Explanation:* This message is to determine if there are other configuration data set entries to be deleted.

*System Action:* Processing continues. The configurator waits for the operator to respond.

*Operator Response:* Reply YES if there are other entries to be deleted; otherwise, reply NO.

*Note:* Proper reply format is described in the explanation of message IED335I.

IED

**IED301D ARE THERE OTHER ENTRIES TO EXHIBIT? (YES OR NO)**

*Explanation:* This message is issued to determine if there are other device configurations to be exhibited.

*System Action:* Processing continues. The configurator waits for the operator to respond.

*Operator Response:* Reply YES if there are other entries to be exhibited; otherwise, reply NO.

*Note:* Proper reply format is described in the explanation of message IED3351.

**IED302I (configuration data exhibited)**

*Explanation:* This message number precedes every line of a graphic, terminal, or TCU configuration data exhibit when running the EXHIBIT function of the TOTE configurator. The bit settings and field descriptions are described in *Configuration Data Set Guide, D99-CDSG*.

*System Action:* Processing continues.

*Operator Response:* None.

**IED303D DO YOU WISH TO CONTINUE? (YES OR NO)**

*Explanation:* This message is issued after some error messages to determine whether to continue the configuration run.

*System Action:* Processing continues.

*Operator Response:* Reply YES to continue with the configuration run; otherwise, reply NO.

*Note:* Proper reply format is described in the explanation of message IED3351.

**IED304I INVALID TEST DEVICE - TOTE DOES NOT SUPPORT THE LOCAL 3270**

*Explanation:* A test request message (TRM) has been entered specifying a 3270 local attached to TCAM as the test device. A 3270 local can only be tested by OLTEP since the test requires separate channel end/device end handling.

*System Action:* The TRM is canceled. Processing continues.

*Operator Response:* To test a local 3270 attached to TCAM, use the deallocation TRM explained in the OS/VS TCAM User's Guide - GC30-2045.

**IED306I UNCORRECTABLE INPUT/OUTPUT ERROR**

*Explanation:* This message is issued when the SYNAD exit (error analysis routine) associated with the data control block for the local or remote configuration data set is entered because an uncorrectable input or output error is detected after execution of a READ or WRITE macro instruction.

*System Action:* The configurator is terminated. Processing continues.

*Operator Response:* None.

*Problem Determination:* Table I, items, 1, 3, 4, 13, 29.

**IED307I UNABLE TO OPEN CDS DATA SET**

*Explanation:* The open for the local configuration data set OLTLIB or the remote configuration data set (CDSLIB) was unsuccessful.

*System Action:* Processing continues.

*Operator Response:* Verify that the JCL for the job includes a DD card for both CDSLIB and OLTLIB.

*Problem Determination:* Table I, items 1, 3, 4, 29.

**IED308I CONCENTRATOR CANNOT BE CONFIGURED**

*Explanation:* A configuration request was entered for a symbolic name of a concentrator. A configuration is not

allowed since a concentrator cannot be a test device. Only terminals attached to the concentrator can be configured and tested.

*System Action:* Processing continues.

*Operator Response:* Enter the symbolic name of a terminal attached to a concentrator rather than the symbolic name of the concentrator.

**IED310I NAME NOT FOUND IN TCAM TERMINAL TABLE**

*Explanation:* This message is issued when the symbolic name for the remote device being configured is not defined in TCAM or the remote device is attached through VTAM.

*System Action:* Processing continues.

*Operator Response:* Before a remote device can be configured, it must be defined in TCAM. For VTAM terminals, use TOLTED to configure the remote device. Contact the system programmer for the correct or new symbolic name and enter the name.

*Problem Determination:* Table I, items 1, 4, 10, 29.

**IED311I CDS DATA SET IN UNSHAREABLE STATE - REENTER TRM LATER**

*Explanation:* A configuration run consists of manipulating members of a partitioned data set (either CDSLIB or OLTLIB). In order to ensure the integrity of these data sets, exclusive use of them is required during a configuration run. Therefore, the test request message (TRM) is rejected if a TRM is entered while a configuration run is in process or a configuration request (CRM) is entered during execution of an on-line test.

*System Action:* Processing continues.

*Operator Response:* Wait until the current configuration run or on-line test has completed and reenter the TRM or CRM.

**IED312I PERMANENT I/O ERROR - CDS ENTRY MAY HAVE BEEN DELETED**

*Explanation:* A STOW macro instruction was issued to delete the named device and a non-zero return code was returned. The named device may not have been deleted due to an I/O error.

*System Action:* Processing continues.

*Operator Response:* Verify that the named device has been deleted by trying to run an EXHIBIT function. If the device is still in the data set, the configuration data set (CDS) will be exhibited. Run the delete operation again.

*Problem Determination:* Table I, items 1, 3, 4, 13, 29.

**IED313I UNCORRECTABLE ERROR ATTEMPTING TO ADD NEW ENTRY**

*Explanation:* A return code of X'10' was returned from the STOW macro indicating that a permanent input or output error was detected when attempting to update the directory.

*System Action:* The new entry was not added to the data set. Processing continues.

*Operator Response:* Enter the ADD function again. If the error persists, scratch and reallocate the data set.

*Problem Determination:* Table I, items 1, 3, 4, 13, 29.

**IED314I OUT OF SPACE TO ADD NEW ENTRY**

*Explanation:* A return code of X'0C' was returned from the STOW macro indicating that there is no space left in the directory of either the local or remote configuration data set. The entry could not be added.

*System Action:* Processing continues.

*Operator Response:* Increase directory block allocation for the data set.



*Problem Determination:* Table I, items 1, 3, 4, 13, 25a, 29.

**IED315I ENTRY TO DELETE NOT FOUND**

*Explanation:* The device named to be deleted or changed was not found in the directory of the remote or local configuration data set.

*System Action:* Processing continues.

*Operator Response:* None.

*Problem Determination:* Table I, items 1, 3, 4, 13, 26a, 29.

**IED316I IS THE DEVICE TO BE CONFIGURED A 3704? REPLY YES OR NO**

*Explanation:* A control unit address (CUU) was entered for a configuration run. It cannot be determined from the unit control block (UCB) whether the device is a 3704 or a 3705.

*System Action:* Processing continues. TOTE waits for the operator to reply.

*Operator Response:* Reply 'YES' if the device to be configured is a 3704. Reply 'NO' if the device to be configured is a 3705. See the explanation of message IED335I for the proper reply.

**IED319I INVALID LINE ADDRESS**

*Explanation:* The line address entered does not exist in the unit control block (UCB).

*System Action:* Processing continues.

*Operator Response:* Determine the correct line address for the device and perform the configuration run again.

*Problem Determination:* Table I, items 1, 3, 4, 10, 11, 13, 29.

**IED320I INVALID TERMINAL TYPE**

*Explanation:* A configuration run has been requested for an unsupported terminal type.

*System Action:* Processing continues.

*Operator Response:* Refer to message IED291I for valid start/stop terminal types and message IED292I for valid Bi-sync terminal types.

*Problem Determination:* Table I, items 1, 3, 4, 13, 29.

**IED321I UNSUPPORTED DEVICE TYPE**

*Explanation:* This message is issued when the configuration request is for a device not defined in the unit control block as communications (X'40') or graphics (X'10').

*System Action:* Processing continues.

*Operator Response:* Only telecommunications devices can be configured by TOTE; that is, the device must be defined in the unit control block as communications (X'40') or graphics (X'10').

*Problem Determination:* Table I, items 1, 3, 4, 10, 11, 29.

**IED322I DEVICE NOT CONFIGURED**

*Explanation:* This message is issued when a bad return code is returned by the BLDL macro. The device named was not found in either OLTLIB (local configuration data set) or CDSLIB (remote configuration data set).

*System Action:* Processing continues.

*Operator Response:* Verify that the device named is a valid CUU for the system or a valid symbolic terminal name in the TCAM term name table. If the name is valid, the device has not been configured. Run the ADD function for the device.

*Problem Determination:* Table I, items 1, 3, 4, 13, 26a, 29.

**IED323I EXHIBIT OF THIS DEVICE CONFIGURATION NOT PERMITTED**

*Explanation:* The device named is not a terminal, line, or

graphic device as indicated by the class byte of the configuration data set. Only devices of class type 10, 40, 42 and 44 can be displayed.

*System Action:* Processing continues.

*Operator Response:* Specify a device that is a terminal, a line, or a graphic device.

*Problem Determination:* Table I, items 1, 3, 4, 13, 26c, 29.

**IED324I ALREADY CONFIGURED: REQUEST CHANGE FUNCTION TO MODIFY**

*Explanation:* The device for which the ADD configuration request was entered is already configured.

*System Action:* Processing continues.

*Operator Response:* The existing device configuration should be exhibited. If not correct, it can be changed by entering a CHANGE configuration request.

*Problem Determination:* Table I, items 1, 4, 10, 13, 26a, 29.

**IED325I NO UNIT CONFIG MODULE FOR THIS DEVICE**

*Explanation:* A BLDL macro was issued for the unit configurator requested, and the module named was not found in OLTLIB.

*System Action:* Processing continues.

*Operator Response:* Obtain a partitioned data set (PDS) list of OLTLIB and call your local program support representative.

*Problem Determination:* Table I, items 1, 3, 4, 13, 26a, 29.

**IED326I I/O ERROR: UNABLE TO CONFIGURE THIS DEVICE TYPE**

*Explanation:* The BLDL macro return code indicates an I/O error occurred in searching the directory for a unit configurator.

*System Action:* Processing continues.

*Operator Response:* Reenter the ADD request.

**IED327I UNABLE TO LOAD UNIT CONFIG MODULE**

*Explanation:* The configurator ADD schedule cannot load the unit configurator module because of a lack of main storage assigned to TOTE.

*System Action:* Processing continues.

*Operator Response:* None.

*Problem Determination:* Table I, items 1, 4, 10, 13, 26a, 29.

**IED328D CAN PROTECTED DEVICE ddd BE TESTED**

*Explanation:* Device ddd has been defined to TOTE as a 'protected' device and needs the system operator's approval to be tested.

*System Action:* Processing continues according to the operator's response. If the response is Reply xx,'YES' the test is continued. If the response is Reply xx,'NO' the test request message is canceled.

*Operator Response:* A response of Reply xx,'YES' will allow the on-line test to test device ddd. A response of Reply xx,'NO' will cancel the test request message.

*Note:* Proper reply format is described in the explanation of message IED335I.

**IED329I SYSTEM OPERATOR WILL NOT ALLOW TEST ON PROTECTED DEVICE ddd**

*Explanation:* The system operator replied 'NO' to message IED328D.

*System Action:* The test request message is canceled. Processing continues.

*Operator Response:* None.

*Problem Determination:* Table I, items 1, 4, 10, 13, 29.

IED

**IED3301 OLT MODULE mod CANNOT BE LOADED**

*Explanation:* The OLT (on-line test) specified by mod is not in the OLT library. The specified OLT section is not executed.  
*System Action:* Processing continues.  
*Operator Response:* Check that the specific OLT name is valid and rerun OLT.  
*Problem Determination:* Table I, items 1, 4, 13, 26a, 29.

**IED3311 NOT ENOUGH CORE FOR SECTION xxxxxxxx**

*Explanation:* The on-line test specified by xxxxxxxx is too large to run in the main storage assigned to TOTE. The test specified is not executed.  
*System Action:* Processing continues.  
*Operator Response:* At INTRO execution, specify a larger value for OLTEST = operand.  
*Problem Determination:* Table I, items 1, 4, 13, 26c, 29.

**IED3321 xxxxxxxx NOT OPENED**

*Explanation:* The test device is a terminal. The line has not been opened by TCAM.  
*System Action:* The test request message is canceled. Processing continues.  
*Operator Response:* Verify that a DD card is included for the line that the test terminal is on.  
*Problem Determination:* Table I, items 1, 4, 10, 11, 29.

**IED3331 S xxxxy UNIT ddd**

*Explanation:* Section y of test xxx for unit ddd has started. This is the SECTION START message requested by the control print option in the test request message.  
*System Action:* Processing continues.  
*Operator Response:* None.

**IED3341 { \*T xxxxy UNIT ddd }  
{ T xxxxy UNIT ddd }**

*Explanation:* Section y of test xxx for unit ddd has terminated. This is the SECTION TERMINATE message. The first form of the message indicates that errors were detected. The second form indicates that no errors were detected.  
*System Action:* Processing continues.  
*Operator Response:* None.

**IED3351 \*\*\* xxxxxx CONTROL TERMINAL ID IS nn \*\*\***

*Explanation:* This message notifies the control terminal of the internal identification digits (nn) assigned to this on-line test. The identifying number must be included in every reply to TOTE from a remote device. It must not be included in replies entered from the system console. xxxxxx is the address of the on-line control TEST block.  
*Example:*

If the message IED255I ENTER TEST TO BE RUN - FORMAT NNNNB/ANNNNB EXAMPLE 2700A/T2700A appears, then the proper response would be one of the following depending on the type of the control terminal.

Response	Terminal Type
9999904T2700A	Start stop or local 22xx device
S	
O%/04T2700A	Binary Synchronous or local 32xx device
H	
r xx, 'T2700A'	System console

*Note:* SOH is the start-of-header control character. For bi-sync terminals, consult the related hardware manual for the correct method of entering the reply. Many bi-sync devices

have a test request key or on-line test key to facilitate entering the required header.  
The above replies assume that the following message was printed at the start of the test:

**IED3351 \*\*\* CONTROL TERMINAL ID IS 04 \*\*\***

*System Action:* Processing continues.  
*Operator Response:* None.

**IED3361 MACRO FUNCTION NOT SUPPORTED**

*Explanation:* A macro function specified in a request to TOTE is not supported.  
*System Action:* Processing continues.  
*Operator Response:* Cancel the test request message. The results of the on-line test being run may be inaccurate.  
*Problem Determination:* Table I, items 1, 4, 10, 13, 29.

**IED3371 MACRO LEVEL NOT SUPPORTED**

*Explanation:* A macro has been issued by an on-line test. The macro is not supported by TOTE.  
*System Action:* Processing continues.  
*Operator Response:* Cancel the test request message. The results of the on-line test being run may be inaccurate. Verify that correct level of on-line tests is being run.  
*Problem Determination:* Table I, items 1, 4, 10, 13, 29.

**IED3421 OPEN FOR TEST DEVICE(S) FAILED - TRM REJECTED**

*Explanation:* Possibly a DD card is missing for the test or wrap device.  
*System Response:* The test request message (TRM) is rejected. Processing continues.  
*Operator Response:* Add a DD card to the TCAM JCL and reenter the test request message.  
*Problem Determination:* Table I, items 1, 4, 13, 29.

**IED3431 ALTERNATE PRINTER LINE NOT OPENED**

*Explanation:* The line on which the alternate printer is located has not been opened by the TCAM message control program.  
*System Action:* The alternate printer site will be prompted for.  
*Operator Response:* Reenter a valid opened terminal for the alternate printer.  
*Problem Determination:* Table I, items 1, 3, 4, 10, 13, 29.

**IED3441 (printout of test request message)**

*Explanation:* The complete test request message is printed either after prompting is completed or after a numeric test request message has been entered.  
*System Response:* Processing continues.  
*Operator Response:* None.

**IED3451 TRM REJECTED - OLT CAN NOT USE PROTECTED DEVICE term**

*Explanation:* The system operator has rejected a request by TOTE to use the terminal term as a control terminal or an alternate printer. The configuration data set for the terminal indicates that the terminal is a protected device.  
*System Action:* The test request message (TRM) is canceled. Processing continues.  
*Operator Response:* To run the TRM, enter as the control terminal or alternate printer (whichever applies) a terminal that is not device-protected. If the rejected terminal is still desired as the control terminal or alternate printer, reply positively to the authorization request message IED213I.  
*Problem Determination:* Table I, items 1, 3, 4, 10, 13, 29.

**IED346I xxxxxxxx - MI ROUTINE BYPASSED - MI NOT SPECIFIED**

*Explanation:* In the test xxxxxxxx specified in the test request message, the operator did not specify the MI option. Only routines that require no manual intervention are run.  
*System Action:* Processing continues.  
*Operator Response:* To ensure that all MI routines are executed, include the MI option in the OPTION field of the test request message.  
*Problem Determination:* Table I, items 1, 3, 4, 10, 13, 29.

**IED383I ddd SWITCHED TO {BACKUP }  
{PRIMARY}**

*Explanation:* This message is issued in response to the modify command to switch VTAM devices for a VTAM terminal named ddd. It indicates that the command was successful.  
*System Action:* Processing continues.  
*Operator Response:* None.

**IED384I ddd ALREADY IN {BACKUP } STATE  
{PRIMARY}**

*Explanation:* This message is issued in response to an operator command to switch network backup for a VTAM terminal named ddd. The resource was already in the requested state.  
*System Action:* The command is rejected. Processing continues.  
*Operator Response:* None.

**IED385I grpname,rln ALREADY IN REQUESTED MODEM SPEED**

*Explanation:* This message is issued in response to an operator control command to change the modem speed. The requested speed was already in effect.  
*System Action:* Processing continues.  
*Operator Response:* None.

**IED386I grpname,rln CANNOT CHANGE SPEED**

*Explanation:* This message is issued in response to an operator control command to change the modem speed for the line identified by grpname,rln. The modem does not have the speed select feature.  
*System Action:* Processing continues.  
*Operator Response:* None.

**IED387I SPEED CHANGE COMPLETED FOR grpname,rln**

*Explanation:* This message is issued in response to an operator control command to change the modem speed. The command was executed successfully and the line is now operating at the requested speed.  
*System Action:* Processing continues.  
*Operator Response:* None.

**IED388I INACTIVE = ddn,rln,lna  
IED388I INACTIVE = grpname,rln,linename**

*Explanation:* This message is issued in response to the display INACTIVE open lines command; all inactive open TCAM lines are listed. ddn is the name from a DD card representing a line group attached to a 2701/2702/2703. grpname is the name of a GROUP macro representing a line group attached to a VTAM. rln is the relative line number of the line within the group. lna is the hardware address of the line. linename is the name of a TERMINAL macro representing a line within the group. Up to seven rln-lna or rln-linename combinations may be listed in the message.

*System Action:* Processing continues.  
*Operator Action:* None.

**IED389I NO LINES INACTIVE**

*Explanation:* This message is issued in response to a display INACTIVE open lines command; it indicates that all open TCAM lines are active.  
*System Action:* Processing continues.  
*Operator Response:* None.

**IED390I NO LINES OPEN**

*Explanation:* This message is issued in response to a display INACTIVE open lines command; it indicates that no TCAM lines are open.  
*System Action:* Processing continues.  
*Operator Response:* None.

**IED391I station IS NOT A CONCENTRATOR OR AN ATTACHED TERMINAL**

*Explanation:* The station identified by station is not defined as a concentrator or a terminal attached to a concentrator.  
*System Action:* The command is rejected. Processing continues.  
*Operator Response:* Verify that the station identified by station is a concentrator or an attached terminal and reenter the command.  
*Problem Determination:* Table I, items 2, 10, 29.

**IED392I station IS NOT A TERMINAL ATTACHED TO CONCENTRATOR station-c**

*Explanation:* The terminal identified by station is not a terminal attached to the concentrator identified by station-c, as indicated in an operator command.  
*System Action:* The command is rejected. Processing continues.  
*Operator Response:* Verify that the terminal identified by station is a terminal attached to the concentrator identified by station-c and reenter the command.  
*Problem Determination:* Table I, items 2, 10, 29.

**IED393I station1 AND station2 UNLIKE DEVICES, COMMAND REJECTED**

*Explanation:* The stations identified by station1 and station2 were found to be incompatible for one of the following reasons:

- DVCID = NONE was coded on one or both TERMINAL entries.
- The device characteristics of the two devices were not identical.
- The device IDs of the two stations were not the same length.

*System Action:* The command is rejected. Processing continues.  
*Operator Response:* Verify that the stations identified by station1 and station2 have the same device characteristics, the DCVID = NONE was not coded on the TERMINAL entry, and that the device IDs are of equal length. Then reenter the command.  
*Problem Determination:* Table I, items 2, 10, 29.

**IED394I DEVICE ID SWAP FOR station1 AND station2 COMPLETE**

*Explanation:* The device IDs of the stations identified by station1 and station2 have been swapped.  
*System Action:* Processing continues.  
*Operator Response:* None.

IED

**IED4001 ddd IS A VTAM RESOURCE - VTAM NOT ACTIVE**

*Explanation:* This message is issued in response to an operator command requesting that some function be performed on a VTAM resource. The VTAM/TCAM LINK is inactive.

*System Action:* Processing continues.

*Operator Response:* None.

**IED4221 ddd SWITCHED TO BACKUP ON LINE**

{ grpname,rln }  
{ UNKNOWN,000 }

*Explanation:* This message is issued in response to an operator command to switch a terminal attached to a VTAM to a backup path. ddd is the terminal's station name. The backup line that the terminal was switched to is identified by grpname,rln. UNKNOWN,000 indicates that the resource ID of the line chosen by the network control program was not returned to the host. The switch was successful. The backup line cannot be stopped while being used as a backup path.

*System Action:* Processing continues.

*Operator Response:* None.

**IED426D SPECIFY TCAM RECORDS TO BE DUMPED, ALL, OR END**

*Explanation:* This message is issued in response to a request to dump a series of TCAM message queue records.

*System Action:* The dump routine waits for the operator to specify the range of records to be dumped.

*Operator Response:* Enter the record numbers of the first and last message queue records to be dumped (numbers should be provided by system programmer) or, if desired records have been dumped, enter END.

**IED4271 TCAM RECORDS DUMPED**

*Explanation:* The requested TCAM message queue records have been dumped.

*System Action:* Processing continues.

*Operator Response:* None.

**IED4341 TERM = term LINE = lna REQUIRES A MANUAL DIAL DIGITS = nnn**

*Explanation:* This message is issued when a manual dial operation is required to initiate a terminal session over LINE = lna. The line is currently operating in manual dial mode. The manual dial connection must be established and the session started before a CHANGE MODE operator command can be issued for the line.

*System Action:* Processing continues; however, a manual dial operation must be performed to start a session with TERM = term.

*Operator Response:* Use the specified digits to dial the terminal.

**IED4351 SESSION STARTED FOR TERM = term, MANUALLY DIALED**

*Explanation:* This message is issued after a terminal session has been initiated across a dial line in manual mode.

*System Action:* Processing continues.

*Operator Response:* None.

**IED4361 SWDEVICE IN PROCESS - COMMAND REJECTED**

*Explanation:* This message is a response to an operator command to switch a device to backup. A previous switch command was still in process and the second command could not be executed.

*System Action:* The command is rejected. Processing continues.

*Operator Response:* After the switch command being executed has completed, reenter the rejected command.

**IED4421 ddd ACTIVE - SWDEVICE COMMAND REJECTED**

*Explanation:* An operator command to switch the device identified by ddd to backup was entered, but the device had not been previously stopped.

*System Action:* The command is rejected. Processing continues.

*Operator Response:* Vary the station OFFTP,B and then reenter the original command. After switching to backup has completed, vary the station ONTP,B.

**IED4431 grpname,rln IS NOT A VTAM LINE**

*Explanation:* This message is a response to an operator command that requested modification of line information for the line specified by grpname,rln. grpname,rln is not a VTAM line entry.

*System Action:* The command is rejected. Processing continues.

*Operator Response:* Retry the command using the correct grpname,rln for the VTAM line.

**IED4451 LINE grpname,rln ALREADY AT STATION LIMIT**

*Explanation:* This message is issued in response to an operator control command that requested switching a station to the backup line identified by grpname,rln. The backup line already has its maximum number of stations (3) attached.

*System Action:* The command is rejected. Processing continues on the primary line.

*Operator Response:* Request another backup line, switch one of the attached stations to its primary line, or allow the 3705 to select a backup line.

**IED4481 LINE grpname,rln UNAVAILABLE FOR BACKUP**

*Explanation:* This message is issued in response to an operator control command that requested switching of a station to its backup line. The line identified by grpname,rln is not available for backup.

*System Action:* The command is rejected. Processing continues on the primary line.

*Operator Response:* If the specified line is active and other lines are available, request an alternate backup line or allow the 3705 to select a backup line. Otherwise, use a VARY command to activate the line and then reenter the original command.

**IED4511 STOP COMMAND INVALID FOR TCAM - USE Z TP**

*Explanation:* Response to an attempt to halt TCAM by using a STOP operator control command. The STOP command is invalid for TCAM.

*System Action:* The requested action is not taken. Processing continues.

*Operator Response:* Use a TCAM HALT command (Z TP).

**IED4601 TCAM ERROR - { OPEN ACB } UNSUCCESSFUL - rc  
{ SETLOGON }**

*Explanation:* While attempting to open the ACB (access-method control block) used to identify TCAM to VTAM, TCAM detected a nonzero return code from VTAM. An unsuccessful open or an unsuccessful set logon has occurred. rc is a 2-byte VTAM return code.

*System Action:* Normal processing continues.

*Programmer Response:* Consult the OPEN macro return codes found in the *VTAM Macro Language Reference*, or consult return codes for SETLOGON failure in the *VTAM Macro Language Reference* prior to taking any action.

**IED461I TCAM/VTAM LINK ACTIVATED**

*Explanation:* The TCAM/VTAM LINK has been successfully activated through operator control.

*System Action:* None.

*Operator Response:* None.

**IED462I VTAM IS NOT IN THE SYSTEM**

*Explanation:* VTAM was not specified as a feature on the INTRO macro coded in the MCP.

*System Action:* None.

*Programmer Response:* Add VTAM to the options coded on the INTRO macro if you desire VTAM.

**IED463I TCAM/VTAM LINK DEACTIVATED**

*Explanation:* The TCAM/VTAM LINK has been successfully deactivated using operator control.

*System Action:* None.

*Operator Response:* None.

**IED464I TCAM/VTAM INTERFACE NOT DEACTIVATED - rc**

*Explanation:* The TCAM/VTAM interface has not been deactivated. The CLOSE ACB issued by an operator control module has failed to complete for the reason identified by the return code value (rc is a 2-byte VTAM return code).

*System Action:* Normal processing continues.

*Programmer Response:* Consult the CLOSE macro return codes found in the *VTAM Macro Language Reference* prior to taking any action.

**IED465I TCAM/VTAM LINK ALREADY ACTIVATED**

*Explanation:* An operator control command to activate the TCAM/VTAM LINK was entered. The TCAM/VTAM LINK is already active.

*System Action:* Normal processing continues.

*Operator Response:* Resubmit job when LINK is available.

**IED466I TCAM/VTAM LINK ALREADY DEACTIVATED**

*Explanation:* An operator control command to deactivate the TCAM/VTAM LINK was entered. The TCAM/VTAM LINK is already inactive.

*System Action:* Normal processing continues.

*Operator Response:* None.

**IED501I TCAM INITIALIZATION ERROR 045-8**

{A}  
{B}

*Explanation:* The MCP could not be executed because either the INTRO failed or no DCBs were opened.

*System Action:* Processing terminates with ABEND 045.

*Programmer Response:* For INTRO failure, refer to message IED065I. For no DCB opened, insure that the job control language contains a DD card for each DCB to be opened.

IED



## Section 8: Master Scheduler Messages (IEE)

Component Name	IEE
Program Producing Message	Master Scheduler.
Audience and Where Produced	For operator: console.
Message Format	<pre> xx IEEenns text xx   Message reply identification (absent, if operator reply not required). nnn   Message serial number. s   Type code:   A Action; operator must perform a specific action.   D Decision; operator must choose an alternative.   E Eventual action; operator must perform action when he has time.   I Information; no operator action is required.   W Wait; processing stopped until action is determined and performed. text   Message text.</pre>
Comments	None.
Associated Publications	Operator's Library: OS/VS2 Reference (JES2), GC38-0210 Operator's Library: OS/VS2 Display Consoles, GC38-0260
Problem Determination	Refer to Tables I and II at the back of this publication for problem determination instructions.

### IEE019I cm QUOTE(S) MISSING.

*Explanation:* In the cm command, one or more apostrophes that should appear are missing.  
*System Action:* The system did not execute the command.  
*Operator Response:* Probable user error. Enter the command again, making sure that the required apostrophes are used.  
*Problem Determination:* Table I, items 2, 7ab, 29.

### IEE023I cm CLASSNAME ERROR.

*Explanation:* In the cm command, the class specified was not a valid job class or system output class.  
*System Action:* The system did not execute the command.  
*Operator Response:* Probable user error. Enter the command again, making sure that the class name is correct.  
*Problem Determination:* Table I, items 2, 7ab, 29.

### IEE025I UNIT ddd HAS NO { LOGICAL } PATHS { PHYSICAL }

*Explanation:* A VARY command was entered for a device having no available path.  
*System Action:* The command is not executed.  
*Operator Response:* If NO LOGICAL PATH appears in the message text, enter a VARY PATH, VARY CHANNEL, or VARY CPU (whatever was not issued previously) command to make a path available. If NO PHYSICAL PATH appears, there is a probable hardware error.  
*Problem Determination:* Table I, items 2, 11, 29.

### IEE026I cm NOT SUPPORTED.

*Explanation:* If the command indicated by cm in the message text is LOG or WRITELOG, the system log is not active for one of these reasons:

- The WRITELOG CLOSE command had been issued.
- The system log task terminated abnormally.
- If cm is DDR SYSRS, dynamic device reconfiguration (or the SYSRES option of dynamic device reconfiguration) is not supported by OS/VS2. The system cannot complete the SWAP request entered by the operator.

This message is also issued if a DISPLAY NET, VARY NET, or HALT NET command is issued.

*System Action:* The system did not execute the command.  
*Operator Response:* Probable user error. If cm is LOG or WRITELOG, and if the system log is supposed to be kept, report the message to the system programmer at the installation.

*Problem Determination:* Table I, items 2, 7ab, 17ab, 29. If the function denoted by the command is supported, and any necessary data sets are cataloged and mounted, and you must have the function before proceeding, check Table I, items 11, 29.

### IEE032I WRITELOG COMMAND PENDING. CLASSNAME = class.

*Explanation:* A WRITELOG command was entered to write the currently recording system log data set on the system output writer of class class. However, execution of a previously entered WRITELOG command is still pending.  
*System Action:* The second WRITELOG command is ignored.  
*Operator Response:* If execution of the second WRITELOG command is required, reissue the WRITELOG command.



**IEE033I HALT OR WRITELOG CLOSE COMMAND HAS BEEN ISSUED**

*Explanation:* A HALT or WRITELOG CLOSE command was entered to close the data set currently recording. However, the execution of a previously entered HALT or WRITELOG CLOSE command has not completed.

*System Action:* The second HALT or WRITELOG CLOSE command is ignored. After execution of the first command has completed, the log is no longer supported.

*Operator Response:* None.

**IEE037I LOG NOT ACTIVE**

*Explanation:* The SYSTEM LOG function is not active for current processing because of one of the following:

- Log initialization failed. This message is preceded by IEE533I.
- Log ABEND recursion in more than one log data set. This message preceded by message IEE769I.
- The system log function is terminating as the result of a WRITELOG CLOSE or HALT command. This message is preceded by message IEE043I.

*System Action:* The SYSTEM LOG is not supported for current processing. Any WTL issued subsequently will be converted to WTOs and issued to the master console under message number IEE147I.

*Operator Response:* In the first case, an attempt is made to initialize the log from the console via a WRITELOG START command. If the same message sequence reappears and the system log is critical to the system, the system must be reinitialized.

In case two, no response is required. Notify the system programmer of this message.

In case three, reinitialize the system log via a WRITELOG START command if the system log function is desired.

**IEE041I THE SYSTEM LOG IS NOW ACTIVE**

*Explanation:* A SYSTEM LOG data set has now been opened and is ready to receive WTL macro and LOG command messages.

*System Action:* Processing continues.

*Operator Response:* None.

**IEE043I A SYSTEM LOG DATA SET HAS BEEN QUEUED TO SYSOUT CLASS class**

*Explanation:* The system log data set was closed and queued to SYSOUT class class (where class is a valid output class) because of one of the following reasons:

- The data set is full. The maximum number of system log records, as specified in the limit parameter, has been reached, and an internal WRITELOG command was issued to close the current log data set.
- A WRITELOG command was issued.
- A WRITELOG CLOSE or HALT command was issued while the log data set was open, followed by message IEE037I.

*System Action:* For data set full, and for a WRITELOG command, the currently recording data set is closed, and a new data set is obtained. A WRITELOG CLOSE or HALT command will result in the currently recording log data set being closed and the system log will become inactive.

*Operator Response:* If it is required to print the system log data set at this time, start a writer to the class defined by this message or change the class currently being processed by an active writer.

**IEE050A SMF OPTION CANCELED - REPLY U TO CONTINUE OR RE-IPL**

*Explanation:* During execution of the System Management Facilities function, the task abnormally terminated.

*System Action:* No jobs in the system will terminate until the reply U is given. All data currently residing in the System Management Facilities buffers will be preserved. It is necessary to restart the system in order to reinstate the System Management Facilities function.

*Operator Response:* If the system should proceed without recording System Management Facilities records, enter REPLY xx,'U'. If the System Management Facilities function must be active, restart the system and inform the programmer responsible for the system.

*Problem Determination:* If the indicated function is required before proceeding, see Table I, items 2, 7ab, 11, 29.

```
IEE070I hh.mm.ss CPU/CHANNEL STATUS [id]
01 0123456789ABCDEF
yy xxxxxxxxxxxxxxxx
CPUzz SERIAL aaaaaabbbb
```

*Explanation:* In response to the Display Configuration Matrix command, this message indicates the status of all central processing units and all channels in the OS/VS2 system:

- [id] a three-digit decimal CONTROL message identification number. It is used in conjunction with the CONTROL C,D command for canceling status displays being written on typewriter or printer consoles, or being displayed in-line (not in display area) on a display (CRT) console. This identification number does not appear when the display is presented in a display area on a display console.
- Each y indicates the status of central processing units 0 and 1:
  - \* offline
  - 0 CPU 0 online.
  - 1 CPU 1 online.
  - . Not in system.
- Each x indicates the status of a channel:
  - \* offline on all central processing units.
  - 0 online on central processing unit 1 only.
  - S online on all central processing units.
  - . not in the system.
  - . One line containing the CPUid, serial number, and model number for each online CPU will be written.

```
zzz CPUid
aaaaa CPU serial number
bbbb CPU model number
```

*System Action:* Processing continues.

*Operator Response:* None.

```
IEE071I hh.mm.ss DEVICE STATUS [id]
0 1 2 3 4 5 6 7 8 9 A B C D E F
cc x x x x x x x x x x x x x x
```

*Explanation:* In response to a Display Configuration Matrix command, this message indicates the status of all devices in the OS/VS2 system.

In the message text, the first and second lines appear once. The third line appears for each unique channel/control unit address in the system. In the third line, the first two digits (cc) are read in conjunction with the hexadecimal digits in the second line (0123456789ABCDEF) to form unique unit addresses. Example: Device cc0, device cc1, ..., device ccF.

- [id] a three-digit decimal CONTROL message identification number. It is used in conjunction with the CONTROL



C,D command for canceling status displays being written on typewriter or printer consoles, or being displayed in-line (not in display area) on a display (CRT) console. This identification number does not appear when the display is presented in a display area on a display console.

- Each cc indicates a unique channel/control unit address in the system.
- Each x indicates the status of the device represented by reading the first two digits of the third line and the hexadecimal digits in the second line:
- A letter 'V' after one or more of the X's above means that this device is a virtual 3330-type device which is part of a 3850 Mass Storage System (MSS).
  - \* offline to all central processing units.
  - 0 online to central processing unit 0 only.
  - 1 online to central processing unit 1 only.
  - S online to all central processing units.
  - . not in the system.
- A letter 'V' after one or more of the X's above means that this device is a virtual 3330-type device which is part of a 3850 Mass Storage System (MSS).

*System Action:* Processing continues.

*Operator Response:* None.

#### IEE073I cm IMPROPER CHANNEL NUMBER SPECIFICATION

*Explanation:* In the cm command, a channel number was specified for a channel that was not in the system at system generation.

*Operator Response:* Probable user error. Enter the command again correctly, specifying a channel that is in the system.

*Problem Determination:* Table I, items 11, 29.

#### IEE078I cmd 3851 TYPE COMMAND INVALID

*Explanation:* An MSS command (VARY or HALT command with S parameter, Assign Primary Host, or PURGE) was issued and either:

- MSS was not included during system generation
- A previous HALT command with S parameter was successful
- MSS initialization failed and the SSC message module is not available to the host system. cmd represents the command verb in error.

*System Action:* The command is rejected.

*Operator Response:* Do not issue the MSS commands unless MSS has been initialized during system generation, or after HALT command with S parameter has been issued. Inform the system programmer.

*Programmer Response:* Correct the initialization problem that caused the SSC message module to become nondispatchable.

*Problem Determination:* Issue the DUMP command, and reply with r id,sdata,stor = (000000,FFFFFF). Table 1, items 2 and 16.

#### IEE084I {cm}3851 PARAMETER MISSING {cuu}

*Explanation:* Invalid specification in either:

- The VARY command (when cuu is part of the message, the cuu represents a DSM)
- The HALT command, where cm represents the command verb in error

For the VARY command, the cuu represents a Data Staging Manager (DSM) of the 3850 Mass Storage System (MSS). Including MSC in a VARY command is only valid when the S parameter is also included. The operator issued the VARY command and either failed to use the S parameter, or

erroneously specified a cuu that identified an MSC specified an incorrect cuu (which identified a DSM.)

For the HALT command, one of the MSS parameters (DINIT/SNAP/LONG) was specified but the operator did not include the S parameter.

*System Action:* If cuu appears in the message text, the VARY command is rejected for the cuu specified in the message, and processed for the other cuu(s) that may have been specified. If cm appears in the message text, the HALT command is rejected.

*Operator Response:* Respecify the VARY command to include the S parameter (v cuu,online/offline,s) where cuu is the unit address of an MSC, or issue the VARY command as v cuu,online/offline where cuu is not the unit address of an MSC.

Respecify the HALT command with the S parameter, (HALT S,DINIT/SNAP/LONG)?

*Programmer Response:* None

*Problem Determination:* Issue the DUMP command, and reply with r id,sdata,stor = (000000,FFFFFF). Table I, items 2 and 16.

#### IEE094D SPECIFY OPERAND(S) FOR DUMP COMMAND

*Explanation:* A dump command has been issued from the operator's console. This message allows the operator to specify the storage locations to be dumped.

*System Action:* Dump command processing waits pending the operator's reply.

*Operator Response:* Determine which address space to dump and what storage areas and/or storage ranges. Then enter the reply.

ASID = nnn

Specifies the address space to be dumped. nnn is the decimal representation of an address space identification number. The address space so identified will be dumped according to the options of the SDATA and STOR parameters.

JOBNAME = jij

jij is a jobname or userid. The address space so identified will be dumped according to the options of the SDATA and STOR parameters.

TSONAME = jij

jij is a userid. The address space identified will be dumped according to the option of the SDATA and STOR parameters.

U

Causes the SDATA default options to be taken for the Master Memory. Any other data in the command is ignored.

SDATA = (opt...opt)

(PSA,NUC,SQA,LSQA,RGN,TRT,CSA,SWA,LPA)

The underlined options are default options and will be used if SDATA is specified without any options.

STOR = (x,y[,x,y])

Where x represents starting addresses in decimal or hexadecimal, and y represents ending addresses in decimal or hexadecimal format of the storage locations to be dumped. The decimal addresses must represent a multiple of 1024 (1K).

Examples:

R xx,ASID = 44,SDATA = (PSA,NUC,TRT),  
STOR = (008800,00FF00)

R xx,JOBNAME = USERJOB,SDATA,STOR = (00456K,00490K)

R xx,STOR = (000000,00FFFF,01000K,02000K)

*Note:* SDATA may also be specified with STOR.

```
IEE102I  hh.mm.ss yy.ddd  ACTIVITY          [id]
        xxxxx JOBS      xxxxx INITIATORS
        {  jjj sss ppp      V = R      stradrK - endadrK }
        {  jjj sss ppp      V = V      [S] }
        xxxxx TIME SHARING USERS
        xxxxx ACTIVE      xxxxx MAX VTAM TSO USERS
        {  userid[S] userid[S] userid[S]... }
        DISPLAY TRUNCATED - INSUFFICIENT STORAGE
```

*Explanation:* In response to a DISPLAY or TRACK command with A,LIST as its operand, this message identifies the number, names, and userids of active tasks.

The header line appears in response to all DISPLAY or TRACK commands. The subsequent lines appear dependent upon the operands of the DISPLAY or TRACK command:

```
JOBS or J  xxxxx JOBS xxxxx INITIATORS
with ,LIST jjj sss (etc.)
L          (per active job, MOUNT, or TASK)
TS         - xxxxx TIME SHARING USERS
           xxxxx ACTIVE xxxxx MAX VTAM TSO USERS
with ,LIST userid, userid...
L          (list of all active TSO users - 6 per line)
A         - all information for JOBS and TS
with ,LIST - The above, plus all ,LIST
L          information for JOBS and TS
```

DISPLAY TRUNCATED - INSUFFICIENT STORAGE will appear when a GETMAIN failure occurs with that position of the message for which storage could be obtained.

In the message text, the fields are:

hh.mm.ss

Hour (hh) minute (mm) second(ss). This will be 00.00.00 if the TOD clock is not working when the information is gathered for the display.

yy.ddd

The last two digits of the year (yy), and the day of the year (ddd). If the date could not be provided when the information for the display was gathered, yy.ddd will appear as 00.000.

[id]

A three-digit decimal identification number. It is used in conjunction with the CONTROL C,D command for canceling status displays being written on typewriter or printer consoles or being displayed in-line (not in display area) on a display (CRT) console. This identification number does not appear when the display is presented in a display area on a display console. (id appears only for DISPLAY, not TRACK.)

xxxxx

Number of active tasks (0 through 99999). If LIST is not specified, this is only information displayed.

jjj

This field is one of the following:

- The jobname of a job attached by an initiator.
- The procedure name of a task created via the START command or the MOUNT command.
- STARTING if initiation of a started job or system task is incomplete.

sss

This field is one of the following:

- The stepname for a job attached by an initiator
- The identifier of a task created via the START command.
- The stepname for a step that called a cataloged procedure.
- The stepname within a cataloged procedure called by a step.
- STARTING if initiation of a started job or system task is incomplete.

ppp

This field is one of the following:

- The stepname within a cataloged procedure that was called by the step specified in field sss.
- Blank if there is no cataloged procedure.

stradrk - endadrk

Starting and ending addresses, in decimal, of the V = R region occupied by the task. These fields appear as 5-digit decimal multiples of 1024 followed by the letter K, (for example, 00040K). If the job is not specified for a V = R region, the starting and ending addresses will not appear.

userid

Userid of each time-sharing user, or STARTING, if logon processing for the user is not complete.

*System Action:* Processing continues.

*Operator Response:* If DISPLAY TRUNCATED appears on a display requesting the LIST option, refrain from using LIST until system activity diminishes.

The fields jjj and sss are, respectively, the procname and ID required by the STOP and MODIFY commands.

```
IEE110I  hh.mm.ss  PENDING REQUEST[S] [id]
SUMMARY: [n REPLY ID[S]] [n READY UNIT[S]]
[n INTERVENTION[S] REQUIRED]
[xx yy zz ...]
```

```
xx text
yy text
zz text
```

```
[READY UNIT[S]:          ddd [ddd ddd ...]]
[INTERVENTION[S] REQUIRED: ddd [ddd ddd ...]]
```

*Explanation:* This message is issued in response to a DISPLAY R[,LIST] command if there is any operator action required. In the message text the fields are:

hh.mm.ss

Hour (hh) minute (mm) second (ss). This will be 00.00.00 if the TOD clock is not working when the information is gathered for the display.

id

A three-digit decimal identification number. It is used in conjunction with the CONTROL C,D command for canceling status displays being written on typewriter or printer consoles or being displayed in-line (not in display area) on a display (CRT) console. This identification number does not appear when the display is presented in a display area on a display console.

n

A one- to four-digit decimal number representing the number of reply ids, ready units, or interventions required that is to be displayed in the message text.

xx yy zz ...

The two-digit REPLY IDS outstanding if only the R operand is specified.

xx text

yy text

zz text

...

The REPLY IDS and corresponding text. Up to 64 characters of each text will be displayed. The remaining text, if any, will be truncated after the last blank preceding the 66th position. The text will appear for each outstanding WTOR only if the ,LIST or ,L operand is specified.

ddd

The address of each unit for which MOUNT request was issued, and not yet performed (with READY UNITS:). The address of each unit having an intervention required condition pending (with INTERVENTION REQUIRED:).

*Note:* The second line (SUMMARY line) of the message indicates the types of requests which are outstanding.

**Operator Response:** For each xx, yy, or zz listed, find the last message on the console printout with that identifier and reply as indicated by the message.  
For each ddd listed, find the last MOUNT message on the console printout for that device and mount the indicated

volume, or find the last intervention-required message on the console printout and mount a volume on the indicated unit.





Note: A MOUNT message may not yet have been issued for device ddd. If this is the case, no action should be taken until the MOUNT message has been issued.

**IEE1111 NO OUTSTANDING REQUESTS**

*Explanation:* In response to a DISPLAY command with R in its operand, this message indicates that there are no messages awaiting replies and there are no unfulfilled mount requests.  
*System Action:* Processing continues.  
*Operator Response:* None.

**IEE1221 START COMMAND JCL ERROR**

*Explanation:* Either a START command was specified incorrectly, or the cataloged procedure invoked by the command contains incorrect job control statements.  
*System Action:* The system did not execute the command.  
*Operator Response:* Probable user error. Look in the SYSOUT data set for messages associated with this command; these messages will describe any errors found in the reader or writer procedure or in the overriding job control statements generated from the START command. After making corrections, enter the command again.  
*Problem Determination:* Table I, items 2, 4, 7ab, 26d, 29.

**IEE1241 MOUNT COMMAND JCL ERR**

*Explanation:* The procedure invoked by a MOUNT command contains invalid job control statements.  
*System Action:* The system did not execute the command.  
*Operator Response:* Probable user error. Look in the SYSOUT data set for messages beginning with IEF and associated with this command; these messages will describe any errors found in the procedure. If possible, correct the job control statements in the procedure; otherwise, report this message to the programmer responsible for the system at the installation.  
*Problem Determination:* Table I, items 2, 4, 7ab, 26d, 29.

**IEE1301 TIMEOUT - TERMINAL RESET**

*Explanation:* The 2740 console, upon which this message appears, timed out because the operator did not terminate his input message with EOB (end-of-block) within 28 seconds of requesting entry to the console or entering the last character of data.  
*System Action:* The system reset the terminal to 'stand by' state and ignored the operator's incomplete input message.  
*Operator Response:* Reenter the input message and terminate with EOB.

**IEE1321 START COMMAND DEV ALLOC ERR**

*Explanation:* During processing of a START command, an error was detected during allocation of the device specified in the command.  
*System Action:* The system did not execute the command.  
*Operator Response:* Probable user error. Make corrections indicated by other messages on the console or in the SYSOUT data set. Then enter the command again.  
*Problem Determination:* Table I, items 2, 4, 7ab, 26d, 29.

**IEE1341 MOUNT COMMAND DEV ALLOC ERR**

*Explanation:* During processing of a MOUNT command, an error was detected during allocation of the device specified in the command.  
*System Action:* The system did not execute the command.  
*Operator Response:* Probable user error. Make corrections indicated by other messages on the console or in the SYSOUT data set. Then enter the command again.  
*Problem Determination:* Table I, items 2, 4, 7ab, 26d, 29.

**IEE1351 ERR - REQUESTED DEVICE RESERVED**

*Explanation:* A MOUNT command specified a device that is either reserved or permanently resident.  
*System Action:* The system did not execute the command.  
*Operator Response:* Probable user error. Change the MOUNT command to specify a different device, or enter an UNLOAD command and wait for the device that was specified to be released.  
*Problem Determination:* Table I, items 2, 4, 7ab, 29.

**IEE1361 TIME = hh.mm.ss DATE = yy.ddd**

*Explanation:* In response to a DISPLAY T command, this message indicates the time of day and the date. In the message text, hh specifies the hour (00-23), mm specifies the minute (00-59), ss specifies the second (00-59), yy specifies the year, and ddd specifies the day (001-366).  
*Operator Response:* None.

**IEE1381 cm ALREADY IN SYSTEM**

*Explanation:* Command cm was issued. However, the command is currently being processed in the system.  
*System Action:* The system did not execute the command.  
*Operator Response:* None.

**IEE141A MASTER AND ALL ALTERNATES UNAVAILABLE - ISSUE VARY MSTCONS**

*Explanation:* An attempt to switch from a master console to an alternate console has failed because no alternate consoles are active. The attempt to switch consoles was either initiated automatically by the device support processor because of an uncorrectable input/output error, or by the operator pressing the external interrupt key.  
*System Action:* The system continues processing.  
*Operator Response:* Any operator receiving this message can enter a VARY MSTCONS command declaring his console or another active secondary console as the master console. The VARY MSTCONS command will be accepted from the first console to issue the command. The console identified as the master console in the command will assume the functions of the master console and will receive message IEE143I. (Since the system continues to queue messages to the master console while it is waiting for the VARY MSTCONS command to be entered, the command should be entered as soon as possible.)  
If the console switch was caused by the pressing of the interrupt key, no additional response is required.  
*Problem Determination:* If the console switch occurred as a result of an uncorrectable input/output error, see Table I, items 2, 30.

**IEE1421 ddd NOW RECEIVING HARDCOPY**

*Explanation:* The hard copy log function has been assumed by console ddd for one of the following reasons:

- The system log data sets are unavailable.
- The system was erroneously asked to switch the hardcopy log to a graphic console, during a console switch.

*System Action:* The hard copy log is switched to console ddd.  
*Operator Response:* If ddd is an acceptable hard copy log, no response is necessary. Otherwise, a VARY HARDCOPY command must be issued from the master console to switch the log to an acceptable console.

IEE143I OLD = console NEW = console VALDCMD = auth  
IEE143I ROUTCDE = routcd T = a H = b

*Explanation:* This message provides a display of the console's attributes after a console switch has occurred. The switch occurred for one of the following reasons:

- The system detected an uncorrectable input/output error on a console.
- A VARY MSTCONS command was entered.
- The INTERRUPT key was pressed on the operator's control panel.

In the message text, the fields are:

console

ddd

Device address of the console.

ddd,ddd

Device addresses of the composite console.

auth

SYS

Commands authorized for console are CANCEL, HALT, HOLD, MODE, MODIFY, RELEASE, RESET, SET, SETDMN, START, STOP, CHNGDUMP, TRACE and WRITELOG.

IO

Commands authorized for console are MOUNT, UNLOAD, VARY for devices and SWAP.

CONS

Command authorized for console is VARY and the routing location operand (L =).

INFO

Commands authorized for console are DISPLAY, CONTROL, MSGRT, STOPMN, MONITOR, LOG, REPLY, TRACK, STOPTR and SEND.

ALL

Commands authorized for console are all the commands listed above under SYS, IO, CONS, and INFO.

NONE

No command authority, which occurs with an output only device.

routcd

x,x,...

The routing codes assigned to the console or hard copy device; if a composite console, the routing codes assigned to the output device.

ALL

All of the routing codes.

NONE

None of the routing codes.

a

M

Master console.

S

Secondary console.

b

Y

Yes; hard copy log.

N

No; not a hard copy log.

*System Action:* The system continues processing.

*Operator Response:* If the console switch was caused by a VARY MSTCONS command or by the pressing of the INTERRUPT key, no response is required.

*Note:* The failing console is left online, and unallocated.

*Problem Determination:* If the console switch occurred as a result of an uncorrectable input/output error, see Table I, items 2, 30.

IEE147I text

*Explanation:* This message contains the text portion of any

LOG command or WTL macro executions issued while the system log is not supported. If the log is not active, a WTL macro instruction is converted to a WTO and assigned this message ID.

*System Action:* The system sends each incoming log record as the text of this message.

*Operator Response:* If the log is not being supported, report the message to the system programmer at the installation.

IEE150I CHANGE OPTIONS IF DESIRED

*Explanation:* The operator at a CRT console issued a reference-type CONTROL command, requesting a display of some current CONTROL or MSGRT conditions. The display, in CONTROL or MSGRT command format, appears in the entry area where the operator may choose to change it.

*System Action:* Processing continues.

*Operator Response:* If no changes are desired, perform the CANCEL action. If desired, change the command and ENTER it. The new values become effective immediately.

IEE151I DELETE REQUEST  
INCONSISTENT -

{ NO DELETABLE MESSAGES  
INVALID RANGE  
SEG = 0  
INVALID OPERAND  
NO DISPLAY ON SCREEN  
NO DISPLAY IN AREA  
USE STOPTR TO DELETE }

*Explanation:* The operator entered a request to delete messages from a display console screen, and one of the following error conditions occurred:

NO DELETABLE MESSAGE

CONTROL E,F CONTROL E,SEG or CONTROL E,nn [,nn] was issued, but there were no messages that could be erased by this request.

INVALID RANGE

CONTROL E,nn [,nn] was issued, but one or more of the message numbers specified was not displayed in the visible message area.

CONTROL E,nn [,nn] was issued, but the specified message numbers were invalid.

CONTROL E,nn [,nn] was issued, but the specified message numbers included blank lines.

SEG = 0

CONTROL E,SEG was issued, but SEG was specified with a value of zero.

INVALID OPERAND

CONTROL EX - comma does not follow E.

NO DISPLAY ON SCREEN

CONTROL E,N was issued, but the message line numbers were already removed.

CONTROL E,D,L = cc was issued, but no status display is on the screen specified by cc.

NO DISPLAY IN AREA

CONTROL E,D,L = cca was issued, but no status display is in the area specified by cca.

USE STOPTR TO DELETE

CONTROL E,D[,L = cca] was issued to erase a TRACK dynamic display. The STOPTR command must be used to tell the system the dynamic display is no longer required. This results in an automatic erase of the display currently on the screen.

*System Action:* The command is not executed.

*Operator Response:* Correct the command and reissue it. D C,K may be entered to obtain a display which explains the CONTROL command.

**IEE152I \*ENTER\* \*CANCEL\* \*D C,K\***

*Explanation:* This message appears upon initialization only if the console device is a 2250 or 3277 Display Unit. It permits the operator to use the light pen (if the device has this feature) for ENTER and CANCEL actions, and to request a display of the CONTROL command. The message appears whenever the instruction line is not required for another message. (Positioning the light pen on ENTER has the same effect as pressing the alternate coding (ALTN CODING) and numeric 5 (END) keys. Positioning the light pen on CANCEL has the same effect as pressing the alternate coding (ALTN CODING) and numeric 0 (CANCEL) keys. Positioning the light pen on D C,K has the same effect as typing D C,K in the entry area and performing an ENTER action; this action will cause a display of the CONTROL command with a brief explanation of all its operands.

*System Action:* Processing continues.

*Operator Response:* If the display unit has a light pen and you want to, you may position the light pen on D C,K for an explanation of the CONTROL command (displayed in the status display area.) If an ENTER or CANCEL action is desired, position the light pen on the word that represents the desired action.

**IEE153E ERROR - ENTRY GREATER THAN 126 CHARACTERS**

*Explanation:* The 127th position in the entry area contains a character other than a blank (or EOM symbol on the 2260.) The cursor appears under the 127th character to aid the operator in correcting the command.

*System Action:* Until the 127th position contains a blank (or EOM symbol), the system ignores all commands.

*Operator Response:* Correct the command that appears in the entry area and make sure that a blank is typed in the 127th position. Then perform an ENTER action.

If it is desired to clear the entry area before making the correction, perform the CANCEL action. Then enter the command correctly and perform an ENTER action.

**IEE154I ILLEGAL CURSOR OPERATION - CURSOR REPOSITIONED**

*Explanation:* The operator performed an ENTER action while the cursor was positioned in an invalid area. The following are valid areas:

- Any position on a no-action message line.
- The asterisk on an action message line.
- ENTER, CANCEL, or D C,K in the instruction line.
- Any position in the entry area.
- Any of the detectable options in the control line of a status display.

If the cursor is positioned at any other place, it is an error.

*System Action:* The cursor is repositioned to the left of the entry area.

*Operator Response:* Position the cursor properly to perform the desired operation.

**IEE156I cm INVALID OPERAND - op**

*Explanation:* In the CONTROL command, one of these error conditions occurred:

- The specification (S) operand was invalid.
- The first character after CONTROL (or K) was not E, S, D, T, C, N, A, or V.
- The operand following CONTROL D (of K D) was not N; N,HOLD; F; H; or U; PFK.
- RNUM or RTME specified a value of zero.
- The K N,PFK command contains an error. The type of error is indicated by the location of the cursor:

- If the cursor is positioned under the first letter of a keyword (CMD, KEY, PFK, or CON), that keyword or its trailing equal sign is incorrect.
- If the cursor points to the number of the key being defined, that key is either not a numeric character, not a key that was defined during system generation, or is a key being defined as a list of keys that is already contained within another list of keys.
- If the cursor points to a key number after the KEY = parameter, that key is either not a numeric character, the number of the key that is being defined, a key which has been defined as a list of keys, or a key that was not defined during system generation.
- If the cursor points to some other location, a syntax error exists at the position indicated by the cursor.

- The multi-line WTO ID specified on the K C,D,ID command is invalid or is directed to the wrong console.
  - The operands on the K V command are invalid.
- In the message text, op represents the first six characters of the invalid operand.

*System Action:* The command was not executed.

*Operator Response:* If the command is K or MR, correct the command by positioning the cursor under the characters to be changed and typing the correct information. Then perform the ENTER action.

If desired, the command may be canceled.

**IEE157E DELETION REQUESTED**

*Explanation:* The operator issued a deletion request in conversational mode. The deletion request appears in command form in the entry area, and the messages selected for deletion are indicated by vertical lines displayed in position 3 of the message line.

*System Action:* No messages are deleted until the operator has responded to this message.

*Operator Response:* Respond in one of the following ways:

- To remove the indicated messages, perform an ENTER action, or position the light pen on the same message.
- To change the deletion request, position the cursor under the proper characters and type the desired information. (Also, the light pen may be positioned on message line.) Then perform an ENTER action. All messages that are to be deleted will be marked with vertical lines. Verify that the messages so marked are correct and perform an ENTER action.
- To retain the messages, perform a CANCEL action. This restores the screen, blanks the entry area, and repositions the cursor at the left side of the entry area.

**IEE158I K REQUEST INCONSISTENT -**

**{ STATUS ALREADY EXISTS  
NO DISPLAY ON SCREEN  
NO DISPLAY IN AREA  
LAST FRAME DISPLAYED  
FRAME NOT COMPLETE  
DISPLAY IS NOT DYNAMIC  
NO TRACK ACTIVE }**

*Explanation:* One of the following error conditions occurred when the CONTROL (K) command was issued:

**STATUS ALREADY EXISTS**

A CONTROL option was requested which is already in effect. For example K S,DEL = R is entered when the console is in roll mode.

**NO DISPLAY ON SCREEN**

A CONTROL option for a display, such as framing or erasing, was requested and there is no display on the screen.



#### NO DISPLAY IN AREA

A CONTROL option, such as framing or erasing, was requested for a display in a particular area and there is no display in that area.

#### LAST FRAME DISPLAYED

K D,F or K D,F,L = cca was issued but the last frame of the display is already on the screen.

#### FRAME NOT COMPLETE

A framing request K D,F was issued, but the frame of the display currently on the screen is not complete yet. The request must be reissued when the current frame is complete.

#### DISPLAY IS NOT DYNAMIC

'Hold' K D,H or 'update' K D,U of a display was requested, but the display is not dynamic (TRACK). These options apply only to a dynamic display, which is initiated by use of the TRACK command.

#### NO TRACK ACTIVE

A K, T, REF or K, T, UTME = nnn command was issued for a console not receiving output from the TRACK command.

*System Action:* The command is not executed.

*Operator Response:* In the first case, change the command and reenter, or CANCEL the command since the condition already exists.

In the second case, change the command to specify the correct console ID, with L = cc, and reenter or CANCEL the command since the conditions required by the command do not exist.

In the third case, change the command to specify the correct area and reenter, or CANCEL the command.

In the fourth case, CANCEL the command since no more frames can be displayed.

In the fifth case, enter the request again after the entire frame has been displayed.

In the sixth case, change the command to specify the correct display with L = cca and reenter, or CANCEL the command.

In the seventh case, issue a TRACK command for the console, if desired.

#### IEE159E MESSAGE WAITING

*Explanation:* All message lines are filled, but another message is waiting to be displayed. This message appears if automatic message deletion was not in effect (DEL = N) or if automatic message deletion was in effect (DEL = Y) but no messages in the message area contained vertical lines in position 3.

This message also appears if the screen is full of intervention required (INT REQ) messages, or WTORS.

*System Action:* No new messages are displayed until some messages are deleted either by the operator, by a system task, or by a problem program. (Messages are deleted by a problem program or system task only if automatic message deletion is in effect.)

*Operator Response:* Delete the messages by using either the CONTROL command, the light pen, or the cursor. (In conversational mode, it will be necessary to perform an ENTER action a second time without making any changes to signal verification of the deletion request.) If enough messages are removed so that all waiting messages are displayed, this message is removed.

If the screen is full of intervention required (INT REQ) messages, perform the actions where possible; then, if automatic message deletion is not in effect, delete those messages from the screen.

If the screen is full of WTORS, start replying to them; then, delete those messages from the screen.

#### IEE160I UNVIEWABLE MESSAGE

*Explanation:* A status display is temporarily replacing one or more messages.

*System Action:* If a system task or a problem program has issued a DOM macro instruction, and if DEL = Y is in effect, automatic message deletion occurs. Otherwise, the system continues queuing the new messages until the operator either removes the status display or removes some messages above the status display. (Message IEE159E replaces this message if there are more messages waiting than are currently being displaced by the status display.)

*Operator Response:* Respond in one of the following ways:

- Enter a CONTROL E,D command or position the light pen on \*E\* in the title line to remove the display, thereby freeing the bottom portion of the message area for displaying messages.
- Request message deletion by using the cursor or light pen or by entering a CONTROL command, thereby removing one or more messages above the display so that more messages can be displayed.

#### IEE161I WARNING - CON = N, DEL = Y

*Explanation:* One of the following occurred:

- Automatic message deletion was in effect (DEL = Y) when the operator entered a CONTROL S, CON = N command, requesting non-conversational mode.
- Conversational mode was not in effect (CON = N) when the operator entered a CONTROL S, DEL = Y command, requesting automatic message deletion.
- The operator entered a CONTROL S, CON = N, DEL = Y command, requesting non-conversational mode and automatic message deletion.

This message is a warning in response to an erase (E) request.

*System Action:* Processing continues. Some Messages other than the requested messages may be lost.

*Operator Response:* If automatic message deletion is in effect, it is strongly recommended that conversational mode be used so that messages can be verified before they are deleted. If conversational mode is not desired, delete the messages manually before the message area is filled.

#### IEE162I hh.mm.ss K COMMAND [id]

*Explanation:* This is the control line of the Status Display initiated by the DISPLAY C,K command:

[id]

Is a three-digit decimal identification number. It is used in conjunction with the CONTROL C,D command for canceling status displays being written on typewriter or printer consoles or being displayed in-line (not in a display area) on a display (CRT) console. This identification number does not appear when the display is presented in a display area on a display console.

*Operator Response:* None.

IEE163I MODE =  $\left. \begin{array}{l} R \\ RD \end{array} \right\}$

*Explanation:* The operator entered a CONTROL S, DEL = R or CONTROL S, DEL = RD command, as indicated in the message text, requesting that roll mode be in effect.

*System Action:* When the message area is filled, the number of messages specified by the RNUM parameter (of the CONTROL command) is removed at the interval specified by the RTME parameter (of the CONTROL command) or as long as there are messages waiting to be displayed.

*Operator Response:* None.



**IEE164I ILLEGAL LIGHT PEN - CURSOR DETECT**

*Explanation:* An error occurred because the light pen or the cursor was not positioned in a valid location. The only valid locations for positioning the light pen or the cursor are:

- In any position on a non-action message line.
- On the asterisk on an action message line.
- On a detectable CONTROL command option (such as \*F or \*E) in the control line of a status display.
- On \*ENTER\*, \*CANCEL\*, or \*D C,K\* in the instruction line.

*System Action:* The system does not act upon the invalid request; the screen remains the same.

*Operator Response:* Position the light pen or cursor properly to perform the desired operation.

**IEE167E OUTPUT IN HOLD MODE**

*Explanation:* No new messages can be written on the screen until the operator takes some action, such as confirming a command or canceling a request. This message appears only on 2260 console devices.

*System Action:* The display console is in HOLD mode. No more messages will be displayed until the operator has responded to this message.

*Operator Response:* Enter data or perform a CANCEL action by repositioning the cursor next to the START MI symbol and pressing the ENTER key.

**IEE170E RETRYABLE ERROR. RECENT ACTION MAY NEED TO BE REPEATED.**

**IEE170E PRESS THE CANCEL KEY TO RESTORE THE SCREEN.**

*Explanation:* A hardware error occurred that was not caused by operator action. If the same error occurs again, the device is considered unusable and the error is logged. In addition, multiple console support will transfer the routing codes and the command input capability of this console to an active alternate console, and will issue message IEE143I. (Anything in the entry area at the time of the error will be lost.)

*System Action:* If the operator does not perform a CANCEL action, the system automatically rewrites the screen after approximately 30 seconds have elapsed (this results in the same effect as a CANCEL action). If the operator requests that the consoles be switched, the system writes all succeeding messages on the new console device.

*Operator Response:* Probable hardware error. To continue, perform a CANCEL action. The messages are rewritten on the screen. However, any status displays are lost. The request must be reentered.

*Note:* The 2260 display console does not have a CANCEL key; the system will automatically restore the screen in about 30 seconds.

*Problem Determination:* Table I, items 2, 30.

**IEE171E CONDITIONAL ERROR. RECENT ACTION MAY NEED TO BE REPEATED.**

**IEE171E PRESS CANCEL TO CONTINUE, OR SWITCH CONSOLES.**

*Explanation:* A hardware error has occurred. However, the device may still be usable.

*System Action:* If the operator does not perform a CANCEL action, the system automatically rewrites the screen after approximately 30 seconds have elapsed (this results in the same effect as a CANCEL action). If the operator requests that the consoles be switched, the system writes all succeeding messages on the new console device.

*Operator Response:* Probable hardware error. If the device is still usable, perform a CANCEL action to continue operating.

However, keyboard, cursor, or light pen actions may need to be repeated.

*Note:* The 2260 display console does not have a CANCEL key; the system will automatically restore the screen in about 30 seconds.

If it is desired not to continue, use the multiple console support option to remove this device as a console.

*Problem Determination:* Table I, items 2, 30.

**IEE192I INVALID PROCEDURE PARM FIELD FORMAT**

*Explanation:* The writer procedure invoked by a START XWTR command contains an EXEC statement with an invalid PARM parameter.

*System Action:* The system did not execute the command.

*Operator Response:* Report this message to the system programmer at the installation.

```
IEE250I hh.mm.ss CONSOLE DISPLAY [id]
CONSOLE/ALT COND AUTH ID AREA ROUTCD
Console/alt H auth1 nn z,a1-a2 routcd
SYSLOG H routcd
console/alt { M [,T] } auth2 nn z,a1-a2 routcd
               [,J]
               { A [,P],[T] }
               [,J]
               { N [,P],[T] }
               { S [,P],[T] }
               [,J]
```

*Explanation:* In response to a DISPLAY CONSOLES command, this message provides a display of the system console configuration. The first format of the message always appears; the second or third format appears if a hard copy device is available; the last format appears for each console specified at system generation.

In the message text, the fields are:

[id]

A three-digit decimal identification number. It is used in conjunction with the CONTROL C,D command for canceling status displays being written on typewriter or printer consoles or being displayed in-line (not in a display area) on a display (CRT) consoles. This identification number does not appear when the display is presented in a display area on a display console.

CONSOLE

console  
ddd

Device address of the primary console, which is either an output device or an input/output device.  
ddd,ddd

Device addresses of the composite primary console.

*Note:* JES specifies dummy UCB address for dummy subsystem console.  
ddd/JES MCS console in use by subsystem  
JES/JES subsystem only console

SYSLOG

The SYSLOG is the hard copy device.

ALT

alt

ddd

Device address of the alternate console.

ddd,ddd

Device addresses of the composite alternate console.

COND

H

Hardcopy device.

**M** Master console.

**A** Active console.

**N** Inactive console.

**A,P** In the process of becoming an active console.

**N,P** In the process of becoming a non-active console.

After M, A, N, or A,P, or N,P:

**,T** Requesting timestamps and jobnames before all messages.

**,J** Requesting only jobnames before all messages.

**S** Subsystem console

**AUTH**

**auth1**

**CMDS** Operator and system commands and responses are to be written on the hard copy log.

**STCMDS** Operator and system commands and status displays are to be written on the hard copy log.

**INCMDS** Operator and system commands and in-line responses are to be written on the hardcopy log.

**NOCMDS** Operator and system commands and responses are not to be written on the hard copy log.

**auth2**

**SYS** Commands authorized for console are CANCEL, HALT, HOLD, MODE, MODIFY, RELEASE, RESET, SET, SETDMN, START, STOP, SWITCH, CHNGDUMP, TRACE and WRITELOG.

**IO** Commands authorized for console are MOUNT, SWAP, UNLOAD, and VARY for devices.

**CONS** Command authorized for console is VARY for consoles, and the routing location operand (L = ).

**INFO** Commands authorized for console are DISPLAY, LOG, CONTROL, MONITOR, MSGRT, STOPMN, REPLY, SEND, TRACK, and STOPTR.

**ALL** Commands authorized for console are all the commands listed above under SYS, IO, CONS, and INFO.

**NONE** No command authority, which occurs with an \_\_\_ output only \_\_\_ device.

**ID nn** The system identification number for this console.

**AREA** z, a<sub>1</sub> - a<sub>2</sub> the range of area designators defined for this console, where z is the id of the message area, a<sub>1</sub> is the bottom area and a<sub>2</sub> is the top area. The presence of some or all of these designators is dependent upon the area definitions currently in effect at this console.

**ROUTCD**

**route** x,x,...

The routing codes assigned to the console or hard copy device; if a composite console, the routing codes assigned to the output device.

**ALL**

All of the routing codes.

**NONE**

None of the routing codes.

*Operator Response:* None.

*Note:* In a system which has no CRT consoles sysgened, the AREA column will not be displayed.

#### IEE298I cm INVALID CHARACTER

*Explanation:* In the cm command, an invalid character (not enclosed in apostrophes) was found in the operation, operand, or comment field.

*System Action:* The command was not executed.

*Operator Response:* Probable user error. Enter the command again, correctly. (If the command was originally entered through the input stream, the command may be reissued through the console in response to this message.)

*Problem Determination:* Table I, items 2, 7b, 29. If unable to continue system operation see Table I, item 11.

#### IEE299I {SYSLOG} REQ'D FOR HARDCOPY ddd }

*Explanation:* The operator entered the VARY HARDCOPY,OFF command without first reassigning the hardcopy function to either the system log, a stand-alone console, or an operator's console. If more than one console is active, or if a single graphics console is active, the hardcopy function is required.

*System Action:* The command is not executed.

*Operator Response:* Enter the VARY HARDCOPY command specifying a new hardcopy device, or the system log. Then reenter the previous command.

#### IEE300I ddd/aaa INVALID ALTCON

*Explanation:* In a VARY ddd,CONSOLE command, parameter ALTCON specified an invalid alternate console aaa:

- ddd and aaa are the same device.
- ddd has input/output capabilities and aaa has only output capabilities.

*System Action:* In the first case, the command is not processed for device ddd. In the second case, if device ddd was previously a console, the previous alternate console is maintained; otherwise, device ddd is made a console, and the alternate console specified at system generation is maintained.

*Operator Response:* In the first case, choose another alternate console and reenter the command. In the second case, choose an alternate console with input/output capabilities and reenter the command.

#### IEE301I jjj CANCEL COMMAND ACCEPTED

*Explanation:* Job jjj was canceled in response to a CANCEL command, or by the system. If the job was canceled by the system, messages will follow explaining the reason for the cancellation.

*System Action:* All references to the job are deleted from the system.

*Operator Response:* None.

#### IEE302I {PATH(ddd,x)} ONLINE [NOT VERIFIED] ddd }

*Explanation:* One of the following occurred:

- In response to a VARY device online command, the system has placed device ddd online.

- In response to a VARY PATH online command, the path to device ddd has been placed online.
  - For active TP devices, validity check of physical path to the device is bypassed. The path is marked online.
- System Action:* Processing continues. The new path is now available for system use.  
*Operator Response:* None.

**IEE303I** { PATH(ddd,x) } OFFLINE  
          { ddd }

- Explanation:* One of the following occurred:
- In response to a VARY device offline command, the system has placed device ddd offline.
  - In response to a VARY PATH offline command, the path to device ddd has been placed offline.
- System Action:* Processing continues.  
*Operator Response:* None.

**IEE304I**    jjj JOB RESET

*Explanation:* In response to a RESET command, the system has changed the performance group of the job named jjj.  
*System Action:* Processing continues.  
*Operator Response:* None.

**IEE305I** { cm            } COMMAND INVALID  
          { (blanks) }  
          { MODE        }

- Explanation:* The cm command is invalid for one of the following reasons:
- The command is misspelled or punctuated incorrectly.
  - A command valid only at Initial Program Load (IPL) was used after IPL.
  - A command was issued without a prerequisite command.
  - A TRACK command was issued to a non-CRT device.
  - Incorrect operand - as in HOLD or RELEASE commands without TP operand.
- If blanks appear, the operand of the central command was too long, or a framing quote was not found within 62 bytes. MODE indicates that ECC was requested in record mode while HIR was in quiet mode.
- System Action:* The system did not execute the command.  
*Operator Response:* Probable user error. If blanks or cm appear, enter the command again correctly. For MODE, if desired, enter the command to place HIR into record mode before resubmitting the command to place ECC into record mode.  
*Problem Determination:* Table I, items 2, 29.

**IEE306I**    cm INVALID NUMERICS

*Explanation:* In the cm command, a parameter value that is supposed to be numeric either contains one or more characters that are not numbers or has too large a value.  
*Example:* RESET JOBX,PERFORM = 2X where the performance group must be a number between 0 and 255.  
*System Action:* The system did not execute the command.  
*Operator Response:* Probable user error. Enter the command again correctly.  
*Problem Determination:* Table I, items 2, 29.

**IEE307I**    cm DELIMITER ERROR

*Explanation:* In the cm command, either the punctuation for a parameter is incorrect, or the operand field is not followed by a blank.  
*Example:* V (132,133,ONLINE - where the device list must have a closing parenthesis.  
*System Action:* The system did not execute the command.  
*Operator Response:* Probable user error. Enter the command again correctly.  
*Problem Determination:* Table I, items 2, 29

**IEE308I**    cm TERM LENGTH ERROR

*Explanation:* In the cm command, a parameter is too long or short. Either the parameter is not spelled correctly or a comma is not in the correct location.  
If this is a VARY Range specification, you can not mix single units with ranges of units.  
*Example:* C ABCDEFGHI - where a job name cannot exceed 8 characters.  
*System Action:* The system did not execute the command.  
*Operator Response:* Probable user error. Enter the command again correctly.  
*Problem Determination:* Table I, items 2, 29.

**IEE309I**    cm UNIDENTIFIABLE KEYWORD

*Explanation:* In the cm command, a keyword is misspelled.  
*System Action:* The system did not execute the command.  
*Operator Response:* Probable user error. Enter the command again correctly.  
*Problem Determination:* Table I, items 2, 29.

**IEE310I**    cm KEYWORD MISSING

*Explanation:* In the cm command, a required keyword parameter is missing.  
*System Action:* The system did not execute the command.  
*Operator Response:* Probable user error. Enter the command again correctly.  
*Problem Determination:* Table I, items 2, 7ab, 29.

**IEE311I**    cm PARAMETER MISSING

*Explanation:* In the cm command, a required parameter is missing.  
*System Action:* The system did not execute the command.  
*Operator Response:* Probable user error. Enter the command again correctly.  
*Problem Determination:* Table I, items 2, 29.

**IEE312I**    cm PARAMETERS CONFLICT

*Explanation:* In the command indicated by cm in the message text, a keyword parameter either appears more than once or conflicts with another parameter.  
If cm is a VARY command, it indicates that the CONSOLE keyword cannot be specified on a Vary Range command or on a VARY command with an MSS parameter.  
*System Action:* The system did not execute the cm command.  
*Operator Response:* Probable user error. Enter the correct command again.  
*Problem Determination:* Table I, items 2, 29.

**IEE313I** { CN(xx)        } UNIT REF INVALID  
          { devname    }  
          { HARDCOPY   }

*Explanation:* In a command, the unit name indicated by devname or the console ID indicated by CN(xx) is invalid or indicates a device type that cannot be used for the purpose intended by the command. If a Vary Hardcopy Off command is entered and there is no currently-recording hardcopy log, HARDCOPY will replace devname in the message text. In the case of an invalid composite specification, both the I-unit and the O-unit device addresses will appear. If only one unit of a composite specification is specified, this message will appear with the unit even though it is a valid part of a composite specification. The entire specification must be used.  
If 'V CN(xx),AUTH = value' was issued (where xx is the console ID) and the console ID is invalid or the issuer is not authorized, the authority value for the specified console is not changed.  
If the unit is offline when an UNLOAD command is issued, then the UNLOAD command will not be processed.  
*Example:* UNLOAD 13D - where 13D is offline; will yield IEE313I 13D UNIT REF INVALID

If a Vary Range command (e.g. vary xxx-yyy,offline) is entered and each of the specified units is individually invalid, xxx-yyy replaces devname in the message.

If a VARY CONSOLE command was issued on device xxx, and the said device is not active and not ready, this message will be issued to show the status.

*System Action:* The system did not execute the command.

*Operator Response:* Probable user error. Enter the command again, correcting the unit name.

*Problem Determination:* Table I, items 2, 7ab, 29.

#### IEE314I cm UNIT NOT AVAILABLE

*Explanation:* In the cm command, one or more units specified are unavailable; that is, they are already in use. If an UNLOAD command was entered, cm specifies the unit name.

*System Action:* The system did not execute the command.

*Operator Response:* Probable user error. Enter the command again correctly.

*Problem Determination:* Table I, items 2, 7b, 29.

#### IEE315I cm UNIT NOT SUPPORTED

*Explanation:* In the cm command, one or more units specified are invalid; that is, they cannot be used for the purpose intended by the command.

*System Action:* The system did not execute the command.

*Operator Response:* Probable user error. Enter the command again correctly.

*Problem Determination:* Table I, items 2, 7ab, 29.

#### IEE324I userid NOT LOGGED ON

*Explanation:* The operator has entered CANCEL U = userid, but the specified user, userid, is currently not running in the system.

*System Action:* The command was not executed.

*Operator Response:* None.

#### IEE328I cm COMMAND ABORTED

*Explanation:* Due to an insufficient amount of storage, the system was unable to schedule a command for execution. This message is also issued if an attempt is made to obtain more address spaces than the system limit, or for VARY device online, if the device would not accept on I/O command. This last case would result if another CPU has reserved the device and then does not release it, or if there is a hardware error.

*System Action:* The command is not executed.

*Operator Response:* Reenter the command at a later time.

#### IEE329I ddd IN USE BY A SYSTEM COMPONENT

*Explanation:* The user issued a V ddd,ONLINE command or, a V ddd,CONSOLE command. The specified device is presently in use by a system component and cannot be made available to VS until completion of the system component.

*System Action:* The system does not process the request.

*Operator Response:* Reissue the command when the system component has completed.

#### IEE334I HALT EOD SUCCESSFUL

*Explanation:* In response to a HALT EOD command, the system has stored internal input/output device error counts in the SYS1.LOGREC data set.

*Operator Response:* The power can be turned off.

#### IEE335I VOL PARAMETER MISSING

*Explanation:* In a MOUNT command, the VOL parameter is missing.

*System Action:* The system did not execute the command.

*Operator Response:* Probable user error. Enter the command again correctly.

*Problem Determination:* Table I, items 2, 7ab, 29.

#### IEE338I ddd INACTIVE AS HARDCPY

*Explanation:* In response to a VARY HARDCPY,OFF command, the hard copy capabilities have been varied out of device ddd.

*System Action:* Since hardcopy is not required, the command has been accepted by the system.

*Operator Response:* None.

#### IEE339I ddd CHANGING STATUS

*Explanation:* A VARY command was issued for device ddd. However, the device is currently in the process of changing status. In the case of an invalid composite specification, both the I-unit and the O-unit device addresses will appear.

*System Action:* The system did not execute the command.

*Operator Response:* Use the DISPLAY CONSOLES command to determine the status of the device. After the device has completed its status change, reenter the command.

#### IEE341I { ttt } NOT ACTIVE           { jji }

*Explanation:* A command was received which applies to the task named ttt; however, no task with this name is currently active. The message will also appear if JOBX was running but was defined in the Program Properties Tables as being non-cancelable.

If TRACE STATUS was issued, and ttt is TRACE, the system tracing is not active.

*Example:* CANCEL JOBX is issued with no JOBX running.

If a DISPLAY T command is issued and the clock was inoperative, ttt will be CLOCK.

*System Action:* The command was not executed.

*Operator Response:* Verify that the task has been started by issuing a DISPLAY A,LIST command or make sure that the task name was specified correctly in the command.

If ttt is CLOCK, reissue the D T command if desired. The same results could occur.

If ttt is TRACE, no response is needed.

*Problem Determination:* Table I, items 2, 7ab, 29. If unable to continue system operation, see Table I, item 11. For CLOCK, add item 7d.

*Note:* After a swap from a started reader or writer, all console communication must be with the old device address until the reader or writer in the swap is closed. Then the new device address can be used.

#### IEE342I cm REJECTED - TASK BUSY.

*Explanation:* The command named cm was received; however, either the command applies to a task that has not finished processing a previous command or the command was entered for a job or task that is in a 'must complete' mode.

*Example:* With JOBX running, STOP X was issued. If MODIFY X, parameters is issued, message IEE342I will be issued.

*System Action:* The command was not executed.

*Operator Response:* Reenter the command after the previous commands have completed execution.

#### IEE345I cm AUTHORITY INVALID

*Explanation:* Command cm was entered from a console without the proper command authority.

*Example:* K V was issued against the Master Console. MSGRT with L = cca was issued from a console without routing authority. The L = cca operand was attached to a command issued from a console without routing authority.

*System Action:* The system did not execute the command.

However, if a VARY command was entered, the command will not be processed only for the device specified in the message text.

*Operator Response:* Probable user error. Reenter the command from a console with the proper command authority.

*Problem Determination:* Table I, items 2, 7ab, 17ab, 29. Issue a 'DISPLAY CONSOLES' command.

If unable to continue system operation, see Table I, item 11.

```

{IEE349I  HARDCOPY CONSOLE}
{IEE349I  CONSOLES}
CONSOLE/ALT  COND AUTH ID AREA  ROUTCD
console/alt   H      auth1 nn z,a1-a2  routed
{SYSLOG
console/alt}  {M} auth2
               {A[,P]}
               {N[,P]}
               {N[,T]}

```

**Explanation:** In response to a VARY command, this message provides a display of the console configuration. In response to a VARY HARDCPY command, the first format of the title line and the data line appears with the label line. In response to a VARY CONSOLE command, the second format of the data line appears with the title and label lines.

In the message text, the fields are:

**CONSOLE**

console  
ddd

Device address of the primary console, which is either an output device or an input/output device.

ddd,ddd

Device addresses of the composite primary console.

**SYSLOG**

The SYSLOG is the hardcopy device.

**ALT**

alt

ddd

Device address of the alternate console.

ddd,ddd

Device addresses of the composite alternate console.

**COND**

H

Hardcopy device.

M

Master console.

A

Active console.

A,P

In the process of becoming an active console.

N

Non-active console.

N,P

In the process of becoming a non-active console.

N,T

Cannot be made a console until the Online Test Executive Program (OLTEP) completes its online test program.

**AUTH**

auth1

CMDS

Operator and system commands and all responses are to be written on the hardcopy log.

STCMDS

Operator and system commands and status displays are to be written on the hardcopy log.

INCMDS

Operator and system commands and inline responses are to be written on the hardcopy log.

NOCMDS

Operator and system commands and responses are not to be written on the hardcopy log.

auth2

SYS

Commands authorized for the console are CANCEL, HALT, HOLD, MODE, MODIFY, RELEASE, RESET,

SET, SETDMN, START, STOP, SWITCH, CHNGDUMP, TRACE and WRITELOG.

**IO**

Commands authorized for the console are MOUNT, UNLOAD, SWAP, and VARY for devices.

**CONS**

Command authorized for the console is VARY, for consoles, plus use of the routing location operand.

**INFO**

Commands authorized for console are DISPLAY, LOG, and CONTROL, MONITOR, MSGRT, STOPMN, REPLY, SEND, TRACK, and STOPTR.

**ALL**

Commands authorized for console are all the commands listed above under SYS, IO, CONS, and INFO.

**NONE**

No command authority, which occurs with an 'output only' device.

**ID nn**

The system identification number for this console.

**AREA**

$z, a_1 - a_2$  the range of area designators defined for this console, where  $z$  is the id of the message area,  $a_1$  is the bottom area and  $a_2$  is the top area. The presence of some or all of these designators is dependent on the area definitions currently in effect at this console.

**ROUTCD**

routcd

x,x,...

The routing codes assigned to the console or hardcopy device; if a composite console, the routing codes assigned to the output device.

**ALL**

All of the routing codes.

**NONE**

None of the routing codes.

**Operator Response:** None.

**Note:** If the console specified is not a CRT console, the AREA column will not be displayed.

**IEE351I SMF SYS1.MAN RECORDING NOT BEING USED**

**Explanation:** During SMF initialization, one of the following occurred:

- Space was not allocated for the SYS1.MAN data set or SYS1.MAN data set could not be opened.
- MAN = NONE was specified, indicating that no data records were to be written in the SMF data set.

**System Action:** In the first case, message IEE358I, or IEE363I precedes this message, indicating the cause of the error. In both cases, processing continues, but no records are written in the SYS1.MAN data set.

**Operator Response:** In the first case, inform the system programmer to properly define the SMF parmlib member as indicated in the response to the preceding message. In the second case no response is required.

**IEE352A SMF MEMBER SMFPRMxx MISSING - REPLY WITH SMF VALUES OR RE-IPL**

**Explanation:** During SMF initialization, the specified SMF parmlib member was not found in the SYS1.PARMLIB data set.

**System Action:** SMF initialization will not continue until the operator has responded to this message.

**Operator Response:** Probable user error. Enter REPLY xx,'keywd = val, keywd = val', listing all the required SMF parameters as defined by the programmer responsible for the system at your installation. Inform the programmer responsible

for the system to define the SMF member in the SYS1.PARMLIB data set, thereby eliminating the need to redefine the SMF parameters from the keyboard at every IPL.  
**Problem Determination:** Table I, items 2, 7ab, 29. Execute the IEHLIST utility program to list members of SYS1.PARMLIB and save the output.

**IEE353A I/O ERROR ON SMFPRMxx READ - REPLY WITH SMF VALUES OR RE-IPL**

**Explanation:** During SMF initialization, an uncorrectable input/output error occurred while reading or searching for the SMFPRMxx member in the SYS1.PARMLIB data set.  
**System Action:** SMF initialization will not continue until the operator has responded to this message.  
**Operator Response:** Restart the system. If the error persists, enter REPLY xx,'keywd = val,keywd = val', listing all the required SMF parameters as defined by the system programmer at your installation. Inform the system programmer to redefine the SMF parmlib member.  
**Problem Determination:** Table I, items 2,7ab, 29.

**IEE354I SMF PARAMETERS**

**Explanation:** This message is issued if OPI = YES was specified in the SMF parmlib member. All the parameters of the SMF parmlib member are listed, one parameter to a line, following this message; each parameter is listed in the format 'keywd = val'.  
**System Action:** Message IEE357A is issued, permitting changes to be made.  
**Operator Response:** None.

**IEE355I SMF PARAMETER ERRORS**

**IEE355I** { keywd UNRECOGNIZABLE KEYWORD/FORMAT  
 { keywd = val INVALID VALUE SPECIFIED  
 { keywd - KEYWORD NOT SPECIFIED

**Explanation:** During SMF initialization, a parameter was specified incorrectly either in the SMF parmlib member or in a reply from the console. The specific error is listed in the second line of the message:  
**keywd UNRECOGNIZABLE KEYWORD/FORMAT**  
 An unrecognizable keyword was detected; keywd specifies up to 25 characters of the keyword in error.  
**keywd = val INVALID VALUE SPECIFIED**  
 The keyword specified is valid, but the value specified is invalid.  
**keywd - KEYWORD NOT SPECIFIED**  
 The keyword specified is required, but was not found in the SMF parmlib member.  
**System Action:** Message IEE356A follows, permitting changes to be made.  
**Operator Response:** None.

**IEE356A REPLY WITH SMF VALUES**

**Explanation:** This message follows message IEE355I, and permits corrections to be made to the parameters in error.  
**System Action:** SMF initialization will not continue until the operator has responded to this message.  
**Operator Response:** Enter REPLY xx,'keywd = val,keywd = val..', correcting the parameters in error indicated in message IEE355I. Inform the system programmer to correct the errors in the specification of the SMF parmlib member.  
**Problem Determination:** Table I, items 2, 7ab, 29. Execute the IEBTPCH utility program to list the SMF parmlib member from SYS1.PARMLIB, and save the output.

**IEE357A REPLY WITH SMF VALUES OR U**

**Explanation:** This message follows message IEE354I, and permits changes to be made to the parameters listed.  
**System Action:** SMF initialization will not continue until the operator has responded to this message.  
**Operator Response:** If any parameters are to be changed, enter REPLY xx,'keywd = val,keywd = val..', specifying the changes desired. If parameters are not to be changed, enter REPLY xx,'U'.

**IEE358I SMF SYS1.MAN {X} NOT FOUND ON ser {Y}**

**Explanation:** The SYS1.MAN data set, as indicated in the message text, was specified for the device whose volume serial number is ser. However, no space was allocated for the data set on that device.  
**System Action:** System operation continues, but no records are written in the SYS1.MAN data set.  
**Operator Response:** Probable user error. Inform the programmer responsible for the system either to allocate space for the data set on the indicated device or to properly redefine the data set.  
**Problem Determination:** Execute the IEHLIST utility for the volume and save the output. Table I, items 2, 7ab, 29.

**IEE359I INCOMPATIBLE SMF VALUES FOR OPT AND DSV. OPT = 2 SUBSTITUTED.**

**Explanation:** The value OPT = 1 is not compatible with the value DSV = 2 or DSV = 3 for the recording of STEP and/or VOLUME information for SMF. The value OPT = 2 is required to create preliminary records needed for the above SMF information.  
**System Action:** The value OPT = 2 is substituted. Processing continues and SMF information is recorded.  
**Programmer Response:** Probable user error. If STEP and/or VOLUME information is not desired, reinitialize the system and specify SMF parameter value DSV = 0 or DSV = 1.  
**Problem Determination:** List the specified SMF SYS1.PARMLIB member to verify the parameter defaults specified. The user may change these defaults in SYS1.PARMLIB, or override them through the console at system initialization, to conform to his current SMF requirements.

**IEE360I SMF NOW RECORDING ON SYS1.MAN {X} ON ser {Y} TIME = hh.mm.ss**

**Explanation:** Records are being written in the SYS1.MAN data set, as indicated in the message text, on the device whose volume serial number is ser. The message also indicates the time of day, where hh specifies the hour (00-23), mm specifies the minute (00-59), and ss specifies the second (00-59).  
**System Action:** The SMF records are initially placed in a buffer; when the buffer is full, the data in the buffer is written in the indicated data set. If the system fails before the buffer is full, the records are lost.  
**Operator Response:** None.

**IEE361I SMF DATA LOST -- SYS1.MANX/Y NOT AVAILABLE TIME = hh.mm.ss**

**Explanation:** The SYS1.MANX and SYS1.MANY data sets are both full. Therefore, no more records can be written. The message also indicates the time of day, where hh specifies the hour (00-23), mm specifies the minute (00-59), and ss specifies the second (00-59).  
**System Action:** System operation continues, but no records are written in the SYS1.MAN data sets. Until a data set

becomes available, a record is kept of the number of records lost and of the starting and ending times of the period during which no records were written. When a data set becomes available, an SMF data lost record (type 7) is written.  
*Operator Response:* Initiate execution of the IFASMFDP program. If a dump program is currently executing, ensure that it completes as soon as possible.

**IEE362A SMF ENTER DUMP FOR SYS1.MAN {X} ON ser {Y}**

*Explanation:* The SYS1.MAN data set, as indicated in the message text, is full or end-of-day was specified. The data set is on the device whose volume serial number is ser.

*System Action:* The system waits for the operator to enter a DUMP command for the SYS1.MAN data set.

*Operator Response:* Initiate execution of the IFASMFDP program for the indicated data set.

**IEE363I SMF ser NOT DIRECT ACCESS**

*Explanation:* The SYS1.MAN data set cannot be used because a device other than direct access was specified for the SYS1.MAN data set. In the message text, ser is the volume serial number of the volume.

*System Action:* Processing continues, but no records are written in the SYS1.MAN data set.

*Operator Response:* Probable user error. Inform the programmer responsible for the system to properly define the device or to make the specified device available.

*Problem Determination:* Table I, items 2, 7ab, 29.

**IEE364I SMF I/O ERROR ON ser**

*Explanation:* A permanent input/output error has occurred while writing in the SYS1.MAN data set. ser is the the volume serial number of the device on which the data set resides.

*System Action:* If an alternate data set is available, records will be written on that data set.

*Operator Response:* Inform the system programmer to define a different SMF SYS1.MAN data set.

*Problem Determination:* Table I, items 2, 7ab, 29.

**IEE365I SMF SYS1. {MAN{X}} NOT OPENED {Y} {PARMLIB}**

*Explanation:* The SYS1.MAN data set or the SYS1.PARMLIB data set could not be opened. The indicated data set has not been allocated or mounted properly.

*System Action:* Processing continues but no records are written to the SYS1.MAN data set or in the case of SYS1.PARMLIB, message IEE356A will be issued, permitting SMF parameters to be entered.

*Operator Response:* Probable user error. Inform the system programmer to allocate the indicated data set.

*Problem Determination:* Table I, items 2, 7ab, 29.

**IEE376I VARY REJECTED, PATH(ddd,x) LAST PATH TO DEVICE**

*Explanation:* A VARY PATH command requested that the last path to device ddd, on CPU x, be varied offline. A VARY PATH with UNCOND command requested that the last path to an allocated device ddd be varied offline.

*System Action:* The command is not executed. The system continues operation.

*Operator Response:* Probable user error. If ddd does not indicate the desired path, enter the command again correctly. The last path to an allocated device cannot be varied offline.

*Problem Determination:* Table I, items 11, 29.

**IEE378I VARY REJECTED, PATH(ddd,x) DOES NOT EXIST**

*Explanation:* A VARY PATH command requested that a non-existent path to device ddd on CPU x be varied online or offline.

*System Action:* The command is not executed; processing continues.

*Operator Response:* Probable user error. If ddd does not indicate the desired path, enter the command again correctly.

*Problem Determination:* If ddd does indicate the desired path, or if the problem recurs, see Table I, items 11, 29.

**IEE379I VARY REJECTED, PATH(ddd,x) RESERVED**

*Explanation:* A VARY PATH command requested that the path to shared direct access storage device ddd, CPU x, be varied offline. However, the path is temporarily reserved and cannot be varied.

*System Action:* The command is not executed; processing continues.

*Operator Response:* Probable user error. If desired, enter the VARY PATH command again after the shared device has been released.

*Problem Determination:* Table I, items 11, 29.

**IEE380I ddd DEVICE TYPE INVALID**

*Explanation:* A SWAP command was entered; however, device ddd is not supported by dynamic device reconfiguration.

*System Action:* The command is not executed; processing continues.

*Operator Response:* Probable user error. If a swap is still desired, reenter the command using a supported device. DDR supports the following devices:

Tape:

2401, 2415, 2420, 3410, 3411, 3420 (All models)

Disc:

2314, 2319, 3330, 3330 mod 11, 3340/3344, 3350

Unit Record:

1403, 1443, 2501, 2520, 2540, 3211, 3505, 3525

*Problem Determination:* Table I, items 11, 29.

**IEE381I ddd DEVICE UNALLOCATED**

*Explanation:* A SWAP command was entered for device ddd. However, the device has not been allocated to a job.

Therefore, a swap cannot be performed.

*System Action:* The command is not executed. The system continues operation.

*Operator Response:* Probable user error. If movement of the volume on device ddd is not desired, none.

If movement of the volume on device ddd is desired, issue a VARY DEVICE offline command for the device and move the volume. If the VARY DEVICE command is not executed successfully, then the device has since been allocated and the SWAP command can be reentered.

*Problem Determination:* Table I, items 11, 29.

**IEE382I {ttt} CURRENTLY ACTIVE {cm}**

*Explanation:* A command was entered; however, a request is outstanding.

If TRACE status was issued, and ttt is TRACE, the system tracing is active.

*System Action:* The command is not executed.

*Operator Response:* Wait for the outstanding request to complete. Then, if desired, reenter the command.

*Note:* Canceling the affected job will purge the outstanding request.

*Problem Determination:* Table I, items 11, 29.

**IEE4001 THESE MESSAGES CANCELLED- xx,xx,xx**

*Explanation:* The operator need not respond to the messages whose reply identifiers are given by xx. The messages have been canceled and the requirement for a reply no longer exists. The messages were canceled because the issuing task terminated or specifically requested that the message be canceled.

*System Action:* The system continues processing. The reply identifiers may be used to identify some future message.

*Operator Response:* None.

**IEE4501 hh.mm.ss UNIT STATUS [id]**

*Explanation:* In response to a DISPLAY U command, this message provides a display of the requested information. The message may appear in either of two formats:

- If OFFLINE is not specified in the DISPLAY U command, the following headings will appear on the second line of this message -- UNIT, TYPE (for TP devices, only control unit will be shown), STATUS, VOLSER, and VOLSTATE. If two or more units are being described, the headings will appear twice on the second line. The third line and each succeeding line, will contain information as described by the headings.

The following alphabetic characters may appear in the STATUS field with these meanings:

- O - online
- S - SYSRES
- C - console
- A - allocated
- BSY - busy
- MTP - mount pending
- NRD - not ready
- R - reserved, shared DASD

- If OFFLINE is specified in the DISPLAY U command, the following headings appear on the second line -- UNIT and TYPE. Up to seven units may be described on the third line and each succeeding line of the display.

[id]

A three-digit decimal identification number. It is used in conjunction with the CONTROL C,D command for canceling status displays being written on typewriter or printer consoles or being displayed in-line (not in a display area) on a display (CRT) console. This identification number does not appear when the display is presented in a display area on a display console.

*Note:* A MOUNT pending designation for a given device (shown as 'mtp' in the message text) does not indicate that a volume should be mounted on the device in the following cases:

- No MOUNT message has yet been issued for the device (in this case the device will also be designated allocated - shown as 'A' in the message text.)
- One or more MOUNT messages were issued for the device but the job(s) for which the messages were issued has been canceled.

In the first case no action is necessary because a MOUNT message may or may not be issued. In the second case no action is necessary, but issuing an UNLOAD command to the device will clear the mount-pending condition.

*System Action:* Processing continues.

*Operator Response:* None.

**IEE4521 UNIT STATUS NUMBER OF UNITS REQUESTED EXCEEDS NUMBER AVAILABLE**

*Explanation:* In the DISPLAY U command, the number of devices specified for which information was to be supplied exceeded the number of devices in the system with the

requested attributes. This message appears as the last line of the display.

*System Action:* The command was executed.

*Operator Response:* None.

**IEE4531 UNIT STATUS, INVALID OPERAND. RE-ENTER**

*Explanation:* In the DISPLAY U command, invalid parameters were specified.

*System Action:* No display was created.

*Operator Response:* Enter the command correctly, specifying valid parameters.

**IEE4541 UNIT STATUS, DEVICE DOES NOT EXIST**

*Explanation:* In the DISPLAY U command, the single device specified did not correspond to any device in the system.

*System Action:* No display was created.

*Operator Response:* Enter the command correctly, specifying a valid device description.

**IEE4551 UNIT STATUS, NO DEVICES WITH REQUESTED ATTRIBUTES**

*Explanation:* In the DISPLAY U command, attributes were specified that did not correspond to any devices in the system.

*System Action:* No display was created.

*Operator Response:* Enter the command correctly, specifying valid device descriptions.

**IEE479W MASTER SCHEDULER{[ABEND cde,]} [DUMPED,]  
REIPL { [FAILED,] }**

*Explanation:* The master scheduler failed. If ABEND appears in the message text, cde is the system completion code. If FAILED appears, the task failed during initialization. The optional field DUMPED indicates that a complete dump has been taken to the SYS1.DUMP data set. If DUMPED is omitted, there is no usable dump.

*System Action:* The system enters a permanent wait state.

*Operator Response:* Restart the system.

*Programmer Response:* If cde appears in the message text, take the action indicated for that system completion code.

*Problem Determination:* Table I, items 2 and 29. Print the SYS1.DUMP data set if DUMPED appeared in the message. Otherwise, take a stand-alone dump.

**IEE4801 jjj [COMMAND] {ABEND cde,} [DUMPED,]  
TERMINATED { FAILED, }**

*Explanation:* The named task, jjj terminated where jjj may be one of the following:

- The name of the abnormally terminating task.
- The abnormally terminating command, in which case COMMAND appears in the message text.
- SVC 34, in which case the command scheduler abnormally terminated. The "ABEND cde" is always issued with SVC 34.

If ABEND cde appears in the message text, cde is the system completion code. If FAILED appears, the task failed during initialization. The optional field DUMPED indicates that a complete dump has been taken to the SYS1.DUMP data set. If DUMPED is omitted, there is no usable dump.

*System Action:* The task is terminated immediately. A record describing the error is written to the SYS1.LOGREC data set and a dump is attempted.

*Programmer Response:* If ABEND cde appears in the message text, take the action indicated for that system completion code.



*Problem Determination:* Table I, items 2, 7d, 16, 29.

**IEE4811 MASTER SCHEDULER ABEND  
cde[DUMPED,]RESTARTING**

*Explanation:* The master scheduler failed. The cde in the message text is the system completion code. The optional field DUMPED indicates that a complete dump has been taken to the SYS1.DUMP data set. If DUMPED is omitted, there is no usable dump.

*System Action:* The task will automatically restart.

*Operator Response:* None.

*Programmer Response:* Take the action indicated for the system completion code.

*Problem Determination:* Table I, items 2 and 29. Print the SYS1.DUMP data set if DUMPED appeared in the message. Otherwise, take a stand-alone dump.

**IEE482E MASTER SCHEDULER RESTART FAILED,ABEND  
RECURSION,REIPL**

*Explanation:* An attempt to restart the master scheduler failed. This message will always be preceded by this message, IEE4811.

*System Action:* The system will continue to process without the master scheduler.

*Operator Response:* After current system processing has stopped, restart the system to restart the master scheduler.

*Programmer Response:* Respond as indicated to message IEE4811.

**IEE500E VARY REJECTED, CHANNEL(x,y) NOT OPERATIONAL**

*Explanation:* A test of channel x of central processing unit y indicated that the channel was not operational.

*System Action:* The VARY channel online command is not executed.

*Operator Response:* Probable user error. Set the channel on and reenter the VARY command.

**IEE502I CH(x,y) ONLINE**

*Explanation:* In response to a VARY channel online command, channel x of central processing unit y has been placed online or was already online.

*System Action:* Processing continues.

*Operator Response:* None.

**IEE503I CH(x,y) OFFLINE**

*Explanation:* In response to a VARY channel offline command, channel x of central processing unit y has been marked offline in the channel table or was already offline.

*System Action:* Processing continues.

*Operator Response:* None.

**IEE504I CPU(x) ONLINE**

*Explanation:* In response to a Vary CPU Online command, central processing unit (CPU) x has been placed online. All attached channels that are operational are marked online as well as all operational paths utilizing the new CPU.

*System Action:* The system continues processing.

*Operator Response:* None.

**IEE505I CPU(x) OFFLINE**

*Explanation:* In response to a Vary CPU Offline command, central processing unit x has been placed offline.

*System Action:* Processing continues.

*Operator Response:* None.

**IEE506E VARY CPU REJECTED, CPU DID NOT RESPOND TO  
RESET/RESTART**

*Explanation:* During either a Vary CPU or a Vary Channel command, an attempt was made to reset or restart the requested CPU using the signal processor instruction. The subject CPU failed to respond to the request.

*System Action:* The system continues processing.

*Operator Response:* Probable user error. Check to see if power is up on the central processing unit to be varied online, and check the configuration panel to ensure that the switches are set correctly. Also, ensure that the correct micro program has been loaded, i.e., that a diagnostic is not currently active. To enable channel reconfiguration hardware to operate, the CPU to which the requested channel is attached must be powered up, and the configuration control panel must be set to MP mode.

**IEE510I STORAGE LOCATIONS  
{wwwwwK} TO {xxxxxK} OFFLINE.  
{yyyyyy} {zzzzz}  
{uuM} {vvM}**

*Explanation:* In response to a VARY storage offline command, the storage from wwwwwK to xxxxxK has been placed offline. yyyyyy and zzzzzz are the addresses in hexadecimal. uuM and vvM are the addresses in decimal megabytes.

*System Action:* Processing continues.

*Operator Response:* None.

**IEE512I ddd BUSY**

*Explanation:* A Vary CPU or Channel Offline command has detected that the I/O activity has not completed on device ddd.

*System Action:* The Vary CPU or Vary Channel Offline processor waits for three minutes maximum for all associated I/O to complete. This message is issued after 15 seconds if all associated I/O has not completed, to notify the operator of busy devices. If the three-minute waiting time expires and all associated I/O is not complete, message IEE717D is issued.

*Operator Response:* None.

**IEE513I COMMAND PROCESSING LIMITED**

*Explanation:* The Command Scheduling Control Block (CSCB) chain was invalid and was truncated at the last valid block. This message will always be preceded by the message IEE4811 or message IEE480I.

*System Action:* The system will continue processing but the capability to MODIFY, STOP, CANCEL and DISPLAY certain tasks may be lost and attempts to use them may result in error messages.

*Operator Response:* None.

*Programmer Response:* Respond as indicated to message IEE4811 or IEE480I.

**IEE515E VARY STOR FAILED, STORAGE PHYSICALLY  
REMOVED FROM SYSTEM**

*Explanation:* A VARY STOR command failed because some of the storage units have been dialed out of the system and cannot be addressed.

*System Action:* The command is aborted in the process of validating storage. The requested storage is placed offline or, in the case of VARY STOR ONLINE, remains offline. The offline storage below the unconfigured storage has been cleared and validated.

*Operator Response:* Probable user error. If a VARY ONLINE command was entered, dial the storage range back into the system and reenter the VARY command. Otherwise, no response is necessary.

**IEE5171 VARY STOR REJECTED, INVALID ADDRESS**

*Explanation:* In a VARY STOR command, one of the following errors was made:

- One or more storage addresses had a syntax error.
- The address range was above the highest range selected at IPL time.
- The address range was specified in the wrong order.

*System Action:* The command is rejected; processing continues.

*Operator Response:* Probable user error. Enter the command again correctly.

**IEE519E VARY STOR REJECTED, (startaddr,endaddr) CAUSES INVALID OVERLAP**

*Explanation:* In a VARY STOR command, the storage addresses in the text cause an invalid overlap of a previous offline request which has not yet completed. Possible causes for invalid overlap are:

- The addresses of a VARY STOR ONLINE command do not exactly match the addresses of a previous offline request which has yet to complete.
- A VARY STOR OFFLINE command has the same addresses as a previous offline request which has yet to complete. The duplicate request is rejected.

*System Action:* The status of the storage specified remains unchanged; processing continues.

*Operator Response:* Probable user error. If the intention is to cancel the previous VARY OFFLINE command, reenter the VARY ONLINE command specifying the same addresses as in the VARY OFFLINE command. Otherwise, wait until the VARY OFFLINE command completes and reenter the VARY ONLINE command.

**IEE520I VARY STORAGE OFFLINE CANCELLED DUE TO SUBSEQUENT ONLINE**

*Explanation:* A VARY STOR offline command has previously been issued, but had not completed. In response to a VARY online command for the same block of storage, the VARY offline command was canceled.

*System Action:* The VARY STOR offline processing is terminated and the VARY STOR online processing will attempt to bring the requested storage online.

*Operator Response:* None.

**IEE523I INVALID COMMAND IN ONE CPU SYSTEM**

*Explanation:* The command cannot be executed in a partitioned system. The message is also issued if an attempt is made to remove the only processing unit in multisystem mode.

*System Action:* The command is not executed; processing continues.

*Operator Response:* Probable user error. Enter only commands valid for systems with one central processing unit.

*Problem Determination:* Table I, items 2, 11, 29.

**IEE524I STORAGE LOCATIONS**

```

{wwwwwK} TO {xxxxxK} ONLINE.
{yyyyyy}   {zzzzz}
{uuM}      {vvM}

```

*Explanation:* In response to a VARY storage online command, storage from wwwwwK to xxxxxK has been placed online.

yyyyyy and zzzzz are the addresses in hexadecimal. uuM and vvM are the addresses in decimal megabytes.

*System Action:* Processing continues.

*Operator Response:* None.

**IEE527E VARY COMMAND REJECTED, WOULD REMOVE ACCESS TO CONSOLE/HARDCOPY**

*Explanation:* To avoid losing access to the system console to the system console or to hardcopy device, the system ignored a Vary CPU Offline or Vary Channel Offline command.

*System Action:* The command is not executed. The system continues processing.

*Operator Response:* Probable user error. Do not enter a VARY command that eliminates access to the system console or the hardcopy device if an alternate does not exist. If possible, vary a device online as a console, with system console authority, on the other CPU. This allows the object CPU to be varied offline without loss of the master console.

**IEE528I VARY STOR REJECTED, REQUEST OVERLAPS PERMANENTLY RESIDENT STORAGE.**

*Explanation:* The storage address range specified in a VARY storage offline command overlaps the permanently resident storage. This storage includes the nucleus code and its buffers.

*System Action:* The command is rejected; processing continues.

*Operator Response:* Probable user error. Enter the command again correctly.

**IEE531I LOG DATA SET UNALLOCATION FAILED - TENTATIVE DATA LOSS - CLASS = class**

*Explanation:* An attempt to unallocate a log data set for output class class has failed. Class class is a valid output class.

Because unallocation failure may occur before or after the system log data set has been queued to an output class, the status of the data set is unknown.

*System Action:* Processing continues.

*Operator Response:* None.

**IEE532I SYSTEM LOG DEFINED AS HARDCOPY - WRITELOG CLOSE COMMAND REJECTED**

*Explanation:* A WRITELOG CLOSE command was rejected because the system log is defined as the hardcopy device, and there are no other hardcopy devices online.

*System Action:* Processing continues with the current log active.

*Operator Response:* In order to close the system log, a hardcopy device must be varied online, and the WRITELOG CLOSE command must be reissued.

**IEE533I SYSTEM LOG INITIALIZATION HAS FAILED**

*Explanation:* Initialization of a system log failed at IPL or via a WRITELOG START command.

This message will be followed by message IEE037I.

*System Action:* The system log function is not active.

*Operator Response:* Respond as indicated by message IEE037I.

**IEE534I LOG DATA SET SWITCH FAILED - CURRENT LOG DATA SET RECORDING**

*Explanation:* As a result of an internal or external WRITELOG command, an alternate LOG data set was scheduled for allocation or open processing. A failure occurred during the processing of this data set.

*System Action:* The system log continues recording WTLs on the current data set.

*Operator Response:* If it is not critical that the current log data set be written out, no response is necessary. If it is critical that the current log data set be written out, reissue the WRITELOG command. If this message reappears, issue a WRITELOG CLOSE command for log termination; after message IEE037I appears, issue a WRITELOG START command to reinitialize the log function.

**IEE535I cm INVALID PARAMETER**

*Explanation:* A parameter on the cm command is invalid. If cm is TRACE, an operand other than ON, OFF, STATUS, or NULL was found.

*System Action:* The system does not execute the cm command.

*Operator Response:* Reenter the cm command correctly.

**IEE536I IPS VALUE val NOW IN EFFECT**

*Explanation:* The IPS (Installation Performance Specifications) contained in member IEAIPSxx are now governing the system; xx is the value of the IPS parameter specified on the SET command.

*System Action:* The system continues processing under the new IPS.

*Operator Response:* None.

**IEE537I IPS IN IEAIPSxx INVALID**

*Explanation:* The SET IPS processor found invalid parameter specifications in the member IEAIPSxx of SYS1.PARMLIB; the suffix xx is the value specified in the IPS parameter of the SET command.

*System Action:* Processing continues with the existing IPS. IPS parameter error messages IRA300I and IRA301I will be written to the system log data set.

*Operator Response:* Report this message to the system programmer.

*Programmer Response:* Probable user error. List, check, and correct the syntax of the IPS parameters in the specified list. Obtain error information off the system log data set to help diagnose the error. Ensure that the installation operating procedure tells the operator what to do if the specified list is rejected during SET.

*Problem Determination:* Table I, items 2, 26c, 29.

**IEE538I IEAIPSxx MEMBER NOT FOUND IN SYS1.PARMLIB**

*Explanation:* The SET IPS processor cannot retrieve the IPS in IEAIPSxx due to the member not found condition; xx is the number specified in the IPS parameter of the SET command.

*System Action:* Processing continues with the existing IPS.

*Operator Response:* Probable user error. Report this message to the system programmer. Verify that the xx specified on the command is valid. If desired, reissue the SET command specifying a different IEAIPSxx member name via the IPS parameter.

*Programmer Response:* Ensure that the installation operating procedures tell the operator which IEAIPSxx members may be used.

*Problem Determination:* Table I, items 2, 25c, 29.

**IEE539I I/O ERROR DURING PROCESSING OF MEMBER IEAIPSxx OF SYS1.PARMLIB**

*Explanation:* The SET IPS processor cannot retrieve the IPS in IEAIPSxx member due to a permanent I/O error; xx is the number specified in the IPS parameter of the SET command.

*System Action:* Processing continues with the existing IPS.

*Operator Response:* Probable hardware error. If desired, re-issue the SET command, specifying a different IEAIPSxx member name via the IPS parameter.

*Problem Determination:* Table I, items 2, 30.

**IEE540I OPEN FAILED - SYS1.PARMLIB DURING PROCESSING OF MEMBER IEAIPSxx.**

*Explanation:* The SET IPS Processor could not open PARMLIB when trying to process member IEAIPSxx.

*System Action:* Processing continues with the existing IPS.

*Operator Response:* Probable user error. Make sure that PARMLIB is mounted. If it is, then there is a probable hardware failure on initial read.

*Problem Determination:* Table I, items 2, 30.

**IEE541E VARY COMMAND REJECTED, WOULD REMOVE LAST PATH TO DEVICE ddd**

*Explanation:* If UNCOND was not specified, any element of the last path to any online device cannot be varied offline. If UNCOND was specified, the path represented the last path to an allocated device. The path cannot be varied until the device becomes unallocated or another path is made available.

*Note:* A VARY command that removes the last path to an allocated device will always be rejected.

*System Action:* The command is not executed; processing continues.

*Operator Response:* If the specified device is unallocated, specify the UNCOND operand on the command. If UNCOND was specified, the device is allocated and the CPU specified represents the last path to the device.

**IEE600I REPLY TO xx IS; text**

*Explanation:* This message notifies all console operators that received a message request with identification xx that a reply has been accepted to the message. The first 43 characters of the accepted reply appear as 'text'. The text may or may not be enclosed in quotes depending on whether or not the reply was enclosed in quotes. The message text will be replaced with the word SUPPRESSED if the ROUTCDE of the WTOR was 9 (security).

*System Action:* The system continues processing.

*Operator Response:* None.

**IEE699I REPLY xx IGNORED; NON-DECIMAL ID**

*Explanation:* A REPLY xx command was entered specifying a non-decimal id. The reply id must be entered as decimal digits with or without a leading zero in ids 01 through 09.

*System Action:* The REPLY xx command is ignored. The system continues processing.

*Operator Response:* Probable user error. Enter the REPLY command again correctly.

*Problem Determination:* Table I, items 2, 29.

**IEE700I REPLY xx IGNORED; REPLY TOO LONG FOR REQUESTOR**

*Explanation:* A REPLY xx command was entered and the reply text was too long for the user's buffer.

*System Action:* The REPLY xx command is ignored. The system continues processing.

*Operator Response:* Probable user error. Enter the REPLY command again correctly.

*Problem Determination:* Table I, items 2, 29.

**IEE701I REPLY xx IGNORED; NO REPLIES OUTSTANDING**

*Explanation:* REPLY xx was entered when a reply was not being requested.

*System Action:* The unexpected REPLY xx was ignored. The system continues processing.

*Operator Response:* None.

**IEE702I REPLY xx IGNORED; IMPROPER USE OF DELIMITERS**

*Explanation:* REPLY xx was invalid for one of the following reasons:

- A closing apostrophe did not follow the text when the text was preceded by an apostrophe.

- An invalid character (a character other than a comma, space, or EOB) followed the id.

**System Action:** The REPLY xx was ignored. The system continues processing.

**Operator Response:** Probable user error. Enter the REPLY command again correctly.

**Problem Determination:** Table I, items 2, 29.

#### IEE703I REPLY xx NOT REQUESTED FROM THIS CONSOLE

**Explanation:** A REPLY xx command was entered by a secondary console in response to a message that the console did not receive.

**System Action:** The REPLY xx command is ignored. The system continues processing.

**Operator Response:** Probable user error. Enter the command again from the master console or from a console that received the message.

**Problem Determination:** Table I, items 2, 29.

#### IEE704I REPLY xx NOT OUTSTANDING

**Explanation:** A REPLY xx command was entered; however, there is no outstanding reply request with the identification xx. Either the message request has already been answered or the message reply identification xx is incorrect.

**System Action:** The REPLY xx command is ignored. The system continues processing.

**Operator Response:** Probable user error. If the reply identification was incorrect, enter the command again correctly.

**Problem Determination:** Table I, items 2, 29.

#### IEE706I {SWITCH} NOT SUCCESSFUL {HALT }

**Explanation:** One of the following occurred:

- The SWITCH SMF command was entered in a system not supporting SMF.
- The SWITCH SMF or the HALT EOD command was entered while the SMF recording data sets were being switched or while there was no SMF data set available.

**System Action:** The command was not executed.

**Operator Response:** Reenter the command as soon as the data set switch has completed.

**Problem Determination:** Table I, items 2, 7ab, 29.

#### IEE707I cm yyy NOT EXECUTED

**Explanation:** The command indicated by cm in the message text could not be performed by the system for one of the following reasons:

- The subsystem resources are in use.
- The subsystem buffers are filled.

In the message text, yyy is the parameter field. (cm+yyy will not exceed 8 characters.)

**System Action:** The system did not execute the command (cm).

**Operator Response:** Enter the command (cm) again when the previously entered subsystem commands have completed execution.

**Problem Determination:** Table I, items 2, 29.

#### IEE708I keyword KEYWORD, VALUE INVALID

**Explanation:** The value of keyword keyword was unacceptable to the system. Example: The performance group number specified on the PERFORM keyword is not defined to the system resource manager.

**System Action:** No change is made in the performance group for the job specified on the command.

**Operator Response:** Probable user error. Reenter the command, specifying a performance group number that is defined.

**Problem Determination:** Table I, items 2, 29. List the IPS member of SYS1.PARMLIB under which the system is running.

#### IEE709I HARDCOPY REQUIRED - NO HARDCOPY DEVICE AVAILABLE

**Explanation:** This message warns that the system is in 'hardcopy is mandatory' mode and that there is no SYSLOG or paper device to make into hardcopy; however, the operator has added a new console to the system configuration.

**System Action:** Processing continues.

**Operator Response:** Do one of the following:

- Make sure that the system log is available, then issue a VARY SYSLOG,HARDCPY command to function as the hardcopy device.
- Enter a VARY CONSOLE command to bring an input/output or output only paper (non-graphics) console online as the active console. This device will automatically be assigned the hardcopy function.

Note: There is no need to use the VARY HARDCPY command unless you want to change the hardcopy authority and rout codes.

#### IEE710I {ddd } NOW RECEIVING HARDCOPY {SYSLOG }

**Explanation:** The system does not have an active hardcopy device, however, the addition of a console to the system console configuration makes hardcopy mandatory. Either ddd or SYSLOG has been forced by the system to act as the hardcopy device.

**System Action:** Processing continues.

**Operator Response:** If device ddd is not desired as the current hardcopy log do one of the following:

- Make sure that the system log is available, then issue a VARY SYSLOG,HARDCPY command to switch the hardcopy function to SYSLOG.
- Enter a VARY CONSOLE command to bring an input/output or output only paper (non-graphics) console online as the active console. Then enter a VARY HARDCPY command to assign this console the hardcopy status.
- If hardcopy is not desired, make sure that there is only one paper console and no graphics consoles functioning on the system and then enter a VARY HARDCPY,OFF command to terminate the hardcopy function.

#### IEE711I SYSTEM UNABLE TO DUMP

**Explanation:** SVC Dump could not complete the dump to the SYS1.DUMP data set. The system was unable to dump or a partial dump was taken. SVC Dump may have been processing another dump at the time the command was issued.

**System Action:** Processing continues.

**Operator Response:** Enter the dump command again.

#### IEE712I cm PROCESSING COMPLETE

**Explanation:** System processing for the cm command has completed successfully. If cm is CHNGDUMP, one of the following has been accomplished:

- The dump defaults for SYSABEND or SYSUDUMP DD's specified in SYS1.PARMLIB were temporarily overridden by the CHNGDUMP command; or, the dump options specified when a system task issues the SDUMP macro are temporarily overridden by the CHNGDUMP command.
- The overrides specified by a previous issuance of the CHNGDUMP command have been eliminated.

If cm is TRACE, and the command issued was TRACE ON, the Master Scheduler will retain system tracing after job entry subsystem initialization. If the command was TRACE OFF, the Master Scheduler will terminate system tracing after subsystem initialization. In either case, no system action is taken if the command is issued after subsystem initialization.  
*System Action:* The system has executed the command.  
*Operator Response:* None.  
*Problem Determination:* Table I, items 2, 29.

**IEE713I cm COMMAND PROCESSOR FAILED [-ISSUE K E,D,L = cca TO DELETE]**

*Explanation:* While processing a cm command an unrecoverable internal error occurred.  
*System Action:* The command processor terminates. The system attempts to record the error status in SYS1.LOGREC and to dump a copy of the main work area to SYS1.DUMPnn; processing continues.  
*Operator Response:* Retry the command. If the command continues to fail, seek system programming support. If cm is TRACK, issue K E,D,L = cca (where cc identifies the command on which TRACK was processing and a is the area owned by TRACK) to erase the display, if desired.  
*Problem Determination:* Print the SYS1.DUMP data set to obtain a copy of the program workarea. Table I, items 2, 18, 29.

**IEE714I PATH(ddd,x) NOT OPERATIONAL**

*Explanation:* A VARY PATH command requested that path ddd on CPU x be placed online. The path has been found to be not operational. The path is not brought online.  
*System Action:* Processing continues; the requested path is not brought online.  
*Operator Response:* Insure that the requested path is operational, that power is up on the device and that all switches are enabled; then retry command.  
*Problem Determination:* Table I, items 11, 24, 29, or 30.

**IEE715I cm COMMAND REJECTED, INVALID SYNTAX**

*Explanation:* In a cm command, the operand field had a syntax error. Either there was an illegal or missing delimiter, or a keyword was misspelled.  
*System Action:* The command is rejected; processing continues.  
*Operator Response:* Probable user error. Reenter the command correctly.

**IEE717D ddd BUSY, REPLY EXTEND OR CANCEL**

*Explanation:* Vary CPU or Vary Channel command processor waited three minutes for all associated I/O to complete on specified channel(s). The I/O activity has not completed.  
*System Action:* Command processor waits for a reply from the operator. Meanwhile the system continues processing.  
*Operator Response:* Respond with one of the following:

- EXTEND - The command processor waits another three-minute interval for I/O to complete. If the I/O is not complete at the end of the time period, the command processor reissues this message.
- CANCEL - The system cancels this VARY command, restores itself to the status at the time the command processor was invoked and continues processing.

**IEE718I nnn JOBS SCHEDULED WITH AFFINITY TO CPU x  
IEE718D SHOULD CPU BE UNAVAILABLE FOR JOB SCHEDULING? REPLY YES OR NO.**

*System Action:* The VARY CPU command processor waits for the operator to reply. Processing continues while the command processor waits for the reply.  
*Operator Response:* If the CPU must be taken offline immediately, reply 'YES'. This will prevent any new jobs from being scheduled with affinity to the object CPU. Then either wait for the already scheduled jobs to complete or cancel them. In either case, after the jobs have completed, the VARY CPU,OFFLINE command can be issued again to take the CPU offline.  
*Note:* If, after replying 'YES', you decide that you no longer wish to remove the CPU from the system, enter a VARY CPU,ONLINE command to make the object CPU available for job scheduling.  
If the CPU does not need to be removed from the system after receiving messages IEE718I and IEE718D, reply 'NO' to message IEE718D. This will cause the VARY CPU,OFFLINE command to be terminated. The object CPU will remain available for job scheduling.

**IEE719I VARY COMMAND REJECTED, OUTSTANDING RESERVE TO DEVICE ddd**

*Explanation:* A VARY CPU or CHANNEL OFFLINE command has been rejected because the CPU or channel represents the path on which there is currently an outstanding reserve to a shared direct access device. If the CPU or channel was removed, a release would never be issued.  
*System Action:* The VARY OFFLINE command is not executed. Processing continues.  
*Operator Response:* Retry the VARY OFFLINE command.

**IEE720I NO PFK ALLOCATION**

*Explanation:* The operator has entered the CONTROL command with either the N,PFK; D,PFK; or E,PFK operand when PFK support has not been included in the system.  
*System Action:* The command is not executed.  
*Operator Response:* Check with the system analyst or the system programmer to make sure that PFK support has been included in the system during system generation.  
*Problem Determination:* Execute the AMASPZAP service aid program to dump load module IEEPFKEY from SYS1.DCMLIB and save the output. Table I, item 29.

**IEE721I PFK nnn NOT SUPPORTED**

*Explanation:* The operator pressed PFK nnn (or selected displayed number nnn from the PFK display line with the light pen) for which support had not been requested at system generation.  
*System Action:* Processing continues.  
*Operator Response:* Retry the operation. Check the PFK specification for correctness. If the problem recurs, do the following before calling for IBM support:

- Issue D PFK command from the console.
- Have the hardcopy printout available.

**IEE722I PFK nnn NOT DEFINED**

*Explanation:* This message indicates that the operator has pressed PFK key nnn or positioned the light pen over PFK key number nnn, and either of the following conditions occurred:

- The selected key has no commands defined for it.
- A zero length command is contained within the key definition.

*System Action:* Processing continues.



**Operator Response:** Use the DISPLAY PFK command to request a display of the commands associated with the PFK keys. If the selected key is undefined, select another key or use the CONTROL N,PFK command to define commands for the key. If the selected key is defined, check the command syntax. A semi-colon incorrectly located immediately behind the first quote or immediately in front of the last quote, or two semi-colons together within the command, can cause a zero length indication.

**Problem Determination:** Table I, items 2, 29.

**IEE723I PFK IN PROCESS. LAST INTERRUPT IGNORED**

**Explanation:** The operator pressed a nonconversational PFK (or selected a nonconversational PFK number with the light pen) and then pressed a second PFK (or selected a second PFK number) before processing of the first request was complete.

**System Action:** The system does not recognize the second request. This message is displayed in the instruction line until processing of the first request is complete; then it is removed.

**Operator Response:** Wait until the message is removed from the instruction line, then reenter the second request.

**Problem Determination:** Table I, items 2, 29.

**IEE724I hh.mm.ss PFK DEFINITIONS [id]  
KEY# CONV DEFINITIONS  
nnn stat xxx**

**Explanation:** This message is displayed on a CRT console in response to a DISPLAY PFK command. It provides a display of the operator commands associated with each PFK key. In the label line KEY # refers to the number of the PFK key (or displayed PFK key number), CON refers to conversational mode, and DEFINITION refers to the current definition of the key.

In the message text the fields are:

**hh.mm.ss**

The time of day, where hh specifies the hour (00-24), mm specifies the minute (00-59), and ss specifies the second (00-59).

**[id]**

A three-digit decimal identification number. It is used in conjunction with the CONTROL C,D command for canceling status displays being written on typewriter or printer consoles or being displayed in-line on a display (CRT) console.

**nnn**

The number of the key whose definition is displayed on this line.

**stat**

The status of the conversational mode: YES, if conversational mode is in effect; NO, if conversational mode is not in effect; and blank, if the key is not defined.

**xxx**

The current definition for the key. This field can contain up to 108 characters or 52 key numbers separated by commas; this field will be continued on a second line, if necessary. If the key is not defined, this field contains NOT DEFINED.

**Operator Response:** None.

**IEE734I ddd NOW UNLOADED**

**Explanation:** In response to an UNLOAD command, the system has unloaded a volume from device ddd.

**System Action:** Processing continues.

**Operator Response:** None.

**Problem Determination:** Table I, items 2, 7a, 29.

**IEE751E SYSTEM ERROR ENCOUNTERED DURING QUIESCE**

**Explanation:** A system error was encountered during quiesce.  
**System Action:** The command is not executed. Processing continues.

**Operator Response:** Reissue the command.

**Problem Determination:** Format the SYS1.DUMPnn data set to obtain a copy of the main workarea. Table I, items 2, 18, 29.

**IEE752I QUIESCE WAS SUCCESSFUL**

**Explanation:** QUIESCE executed successfully.

**System Action:** Processing continues.

**Operator Response:** None.

**IEE753I QUIESCE UNSUCCESSFUL (rc)**

**Explanation:** A QUIESCE command was entered, but an abnormal condition has occurred. In the message text, rc is the reason code.

The values of rc and their meanings are as follows:

rc	Meaning
04	The stop and restart subroutine, IEESTPRS, was unable to stop the system because one of the CPU's was disabled for machine check interrupts at each of two separate status inspections.
08	Subroutine IEESTPRS was unable to stop the system because one of the online CPU's was in a check stop state when the subroutine issued a SIGP SENSE instruction to it.
12	An error return code was received from the interprocessor services routine (IPC) when subroutine IEESTPRS requested a direct signal to another CPU.
16	An unexpected event in the stop and restart subroutine, IEESTPRS, resulted in that subroutine's functional recovery routine gaining control.
20	The interrupt handler subroutine for the stop and restart subroutine, IEESTPRS, encountered an unexpected return code when it issued SIGP restart to a CPU.

**System Action:** The system action depends on the value of rc:

04	The command is not executed. Processing continues, and any CPU's that have been stopped are restarted.
08	The system restarts CPU's that were placed in the manual state prior to the time an online CPU was found in the check stop state. The command is not executed and processing continues.
12	The system restarts CPU's placed in the manual state prior to the time an error return code was received from the IPC routine.
16	All online CPU's are started or restarted, so that the system is restored as near as possible to its state prior to the attempted quiesce.
20	The system continues processing with the loss of the CPU that failed on SIGP restart.

**Operator Response:** The proper response depends on the value of rc indicated in the message text:

04	Reissue the command.
08	Reissue the command.
12	Reissue the command.
16	Reissue the command.
20	Reissue the command. Do not press the RESTART key on the failing CPU as the results are unpredictable.

**Problem Determination:** Table I, items 2, 29.

**IEE754I NOT ALL DEVICES BROUGHT ONLINE WITH CPU/CHANNEL**

**Explanation:** In response to a VARY CPU or CHANNEL

command, the CPU or channel was brought online. However, not all the devices attached to that CPU or channel were brought online automatically.

*System Action:* The system continues processing normally. The object CPU or channel is online; however, not all attached devices were brought online.

*Operator Response:* Insure that power is up on all required devices and that the meter switches are enabled. Devices which are sysgened by non-existent may cause this message during the first VARY after IPL.

#### IEE755I VARY COMMAND SMF RECORD ERROR

*Explanation:* During processing of a VARY CPU, VARY CHANNEL or VARY PATH command, an error was encountered in writing SMF records recording the CPU, channels and devices brought online or taken offline. This is an informational message informing the operator that the SMF data for his installation is in error for this reconfiguration.

*System Action:* The reconfiguration requested is performed; processing continues.

*Operator Response:* If required, inform appropriate personnel of the time and place the error occurred in SMF data.

#### IEE756I VARY COMMAND CANCELED BY OPERATOR

*Explanation:* During a VARY CPU or VARY CHANNEL OFFLINE command, I/O was not able to be quiesced on devices attached to that CPU or channel, or jobs were found with affinity to the subject CPU and the operator requested to cancel the command.

*System Action:* The VARY command is not executed. Processing continues in the state previous to the issuance of the command.

*Operator Response:* None.

#### IEE757I VARY CPU REJECTED, CLOCKS CANNOT BE SYNCHRONIZED.

*Explanation:* In response to a VARY CPU ONLINE command, an attempt was made to bring the object CPU into the system. However, a synchronization check on the object CPU's clocks revealed that they could not be synchronized with the good CPU.

*System Action:* The VARY command is rejected. No reconfiguration is performed. The system continues processing normally in the state previous to the issuance of the command.

*Operator Response:* Retry the VARY command. If the problem persists, notify the system programmer.

#### IEE758I VARY CPU REJECTED, MACHINE CHECK ON TARGET CPU.

*Explanation:* While attempting to bring a CPU into the configuration in response to a VARY CPU, ONLINE command, a machine check occurred on the object CPU.

*System Action:* The VARY CPU command is rejected. No reconfiguration is performed. The system continues processing normally in the state previous to be issuance of the command.

*Operator Response:* Retry the VARY command.

*Problem Determination:* Table I, item 29.

#### IEE759I VARY CPU REJECTED, WOULD RESULT IN A NO CLOCK CONDITION.

*Explanation:* In response to a VARY CPU, OFFLINE command, an attempt was made to take the object CPU offline. However it was determined that the only good clocks for the installation were the clocks on the object CPU. Therefore, the CPU was not taken offline.

*System Action:* The VARY CPU command is not executed. No reconfiguration takes place. The system continues processing normally in the state previous to issuance of the command.

*Operator Response:* Retry the operation.

#### IEE760E cm COMMAND REJECTED, STORAGE NOT AVAILABLE

*Explanation:* In a cm command, no storage was available for an internal work area.

*System Action:* The command processing is terminated and all resources are freed; processing continues.

*Operator Response:* Try the command again when more storage is available.

#### IEE761I CPU x OFFLINE WITH UNKNOWN STATUS

*Explanation:* The object CPU in a VARY CPU, OFFLINE command has gone offline. However, the exact status of the offline CPU cannot be determined. This could have been caused by a machine check on the object CPU after it has been marked offline. The situation is not critical.

*System Action:* Processing continues.

*Operator Response:* None.

#### IEE762I VARY COMMAND TERMINATED DUE TO SYSTEM RECOVERY

*Explanation:* During a VARY CPU or CHANNEL command, a failure occurred which resulted in a processor being removed from the system. The VARY command was not permitted.

*System Action:* The system is automatically reconfigured due to ACR. Processing continues.

*Operator Response:* Determine the status of the system and if the VARY function is still required, reenter the VARY command.

#### IEE763I VARY CHANNEL COMMAND REJECTED, CPU OFFLINE

*Explanation:* In response to a VARY CHANNEL command, it was determined that the CPU specified was offline, and one of the following conditions applies:

- Not a model 168 MP system.
- System not sysgened for CRH support.

*System Action:* The command was not executed. Processing continues.

*Operator Response:* The CPU to which the channel is attached must be online before a VARY CHANNEL command can be performed unless CRH hardware and software support is provided.

#### IEE764I VARY STORAGE OFFLINE WAITING TO COMPLETE.

*Explanation:* In response to a VARY STOR OFFLINE command, all the requested storage could not be placed offline immediately.

*System Action:* The system has made this storage unavailable for allocation and will wait for storage to be released so it may mark it offline. Processing continues.

*Operator Response:* If the VARY STOR OFFLINE request has not completed in a few minutes than display the status of storage by entering a D M = STOR command. The offline request may be canceled at any time by entering a VARY STOR ONLINE command with the same address range as specified on the offline request.

#### IEE765D ENTER OPTION FOR VARY ONLINE. SELECT 0,1, OR 2.

*Explanation:* In response to a VARY STOR ONLINE command, the entire range of storage cannot be brought online because of one or more storage errors. The page frames with errors

are reported in the preceding messages, IGF971I and IEE766I.  
*System Action:* The command processor waits for the operator to reply.

*Operator Response:* Select one of the following:

- 0 Bring online the good storage and the storage which is scheduled to go offline due to a previous storage error. Currently failing storage is left offline.
- 1 Bring online only the good storage. Storage scheduled to go offline due to a previous error and currently failing storage are left offline.
- 2 Cancel online request. Do not bring any storage online.

**IEE766I BAD STORAGE AT {xxxxxK} CAN NOT BE VALIDATED. {yyyyyy}**

*Explanation:* The 4K page frame at xxxxxK is scheduled to go offline due to a previous storage error and cannot be validated until the page frame is released and placed offline. yyyyyy is the address in hexadecimal.

*System Action:* The command processor continues processing.

*Operator Response:* Respond to message IEE765D to inform the command processor if online processing should continue. The page will be brought online without validating if the reply to message IEE765D is 0.

**IEE767I hh.mm.ss STORAGE SIZE [id]  
HIGH REAL STORAGE ADDRESS IS xxxxxK**

*Explanation:* In response to a D M command requesting the high address, this message indicates the highest possible real address for the system. In the message text, the decimal K address xxxxxK indicates either the highest real address or the highest potential address specified at system generation time, whichever is larger. The [id] is the CONTROL message identifier and appears only if first message of D M text.

*System Action:* Processing continues.

*Operator Response:* None.

**IEE768I hh.mm.ss OFFLINE STORAGE BLOCKS [id]  
c xxxxxK - yyyyyK  
NO STORAGE OFFLINE  
NO RECONFIGURABLE STORAGE UNITS DEFINED**

*Explanation:* In response to a DISPLAY M command requesting storage status, the blocks of real storage offline or pending to go offline are displayed. Reconfigurable storage units (RSU) are also displayed. An RSU is a storage box (either online or offline) that contains no long-term fixed pages and can thus be reconfigured with the Vary Storage command. In the message text the first line appears once and the second line appears for each block of storage that is offline or pending to go offline. If no storage is offline, just the first and third messages are printed. If there are no RSUs the fourth line is also printed.

c status of storage block  
0 Offline.  
p Pending to go offline.  
R Reconfigurable storage range.  
xxxxxK Starting address in real storage of the storage block.  
yyyyyK Ending address in real storage of the storage block.  
[id] CONTROL message identifier. Appears only in first line of message text.

*System Action:* Processing continues.

*Operator Response:* None.

**IEE769I SYSTEM ERROR IN SYSTEM LOG**

*Explanation:* This message is issued under one of the following conditions:

- A recursive ABEND has occurred in the log task.
- An ABEND occurred during processing of the log STAE routine.

*System Action:* The log is set inactive and clean-up of the log task is performed. The log function is placed in a wait state.

*Operator Response:* If the log is required for this IPL, attempt to reactivate it by issuing the WRITELOG START command. If this message recurs, notify the system programmer.

*Problem Determination:* Table I, items 2, and 29.

**IEE770W ATTEMPTED EXECUTION OF DELETED MP MODULE**

*Explanation:* This message is associated with system wait state code 01A. An attempt was made to execute multiprocessing modules not included in the nucleus when the system was generated. The multiprocessing modules were not included as a result of specifying the parameter ACRCODE = NO on the CTRLPROG system generation macro. The error condition causing this wait state (only for a system generated with a subset of multiprocessing code deleted) is that a system error caused an incorrect attempt to execute the deleted modules.

*System Action:* The system enters a disabled wait state.

*Operator Response:* Probable system error. Notify the system programmer of this message and wait state code.

*Problem Determination:* Table I, items 11, 29.

**IEE771I VARY CPU REJECTED, WOULD REMOVE LAST CPU**

*Explanation:* This message is issued if an attempt is made to remove the only remaining central processing unit in an MP system.

*System Action:* The command is not executed; processing continues.

*Operator Response:* A CPU may have been marked unavailable for job scheduling by replying 'YES' to message IEE718D during a VARY CPU offline command. If it is desired to restore the CPU to available state, issue a VARY CPU online command.

**IEE772I CPU (x) UNAVAILABLE FOR AFFINITY SCHEDULING**

*Explanation:* While attempting to vary a CPU offline, programs were found with affinity to the subject CPU. The operator has requested that the CPU be marked available for starting any new steps with affinity to the subject CPU.

*System Action:* Any programs currently running with affinity to the subject CPU will complete. Any jobs not requiring affinity to the subject CPU will be processed normally; however, any job, with the first job step requesting affinity to the subject CPU, will not be initiated until the subject CPU is marked available again. Any job with other than the first job step requesting affinity to the subject CPU will be failed.

*Operator Response:* The CPU may be varied offline by reissuing the VARY CPU offline command. The CPU may be made available for affinity scheduling by issuing a VARY CPU online command.

**IEE773I VARY TERMINATED, CHANNEL RECONFIGURATION HARDWARE NOT ACTIVATED**

*Explanation:* In response to a Vary channel online command for a channel attached to an offline CPU, an unsuccessful attempt was made to activate the channel reconfiguration hardware of the Model 168 MP system.

*System Action:* The system continues processing. The requested function was not performed.

*Operator Response:* Retry the operation. If still unable to activate the channel reconfiguration hardware, notify the IBM program support representative. The problem is probably a program error, and not a hardware error.



**IEE774I 3851 NOT CONFIGURED FOR MP OPERATION  
RC = XXX**

*Explanation:* In response to a Vary CPU Online command or a Vary Channel Online command for a channel attached to an offline Model 168, MSS was informed that the new processor will be operating in MP mode. The command was rejected by MSS. RC = XXX is the return code issued by MSS to the request.

*System Action:* The CPU or channel is brought online and normal processing continues. If an attempt is made to access a volume within MSS via a path from the new CPU or channel, the request is rejected by the MSS.

*Operator Response:* Probable user error. MSS must have all possible configurations defined during the table create definition. Notify your system programmer.

**IEE775I STORAGE UNAVAILABLE FOR SYSTEM LOG  
BUFFER-LOG CLOSE IN PROCESS**

*Explanation:* A request for main storage in CSA via a BLDCPOOL macro instruction was rejected. A possible cause may be a program in a WTL macro loop.

*System Action:* The system log is closed to allow log buffers to be freed. System processing continues. This message will be followed by message IEE043I and IEE037I.

*Operator Response:* Notify the system programmer. If the system log was the hardcopy device, hardcopy will now be directed to the master console (if a paper console). This output may be stopped by entering a VARY hardcopy OFF command. If message IEE147I appears repeatedly with the same text, this would indicate a WTL loop problem. If a problem program is issuing the WTL, cancel the job. After message IEE037I is issued, the system log may be made active via a WRITELOG START command and hardcopy may be assigned to it via a VARY command.

*Problem Determination:* Table 1, items 2, 3, 4, 11, 13, 16, 29.

**IEE777I cm INVALID FROM SUBSYSTEM CONSOLE**

*Explanation:* The cm command was issued from a subsystem console but the issuing sub-system console cannot support this command.

*System Action:* The system did not execute the command.

*Operator Response:* Probable user error. If the function performed by cm command is desired, issue the equivalent subsystem command or issue cm command from a system console.

*Problem Determination:* See Table 1, items 2, 29.

**IEE779I VARY xxx-yyy RANGE INVALID**

*Explanation:* The system detected an error in a VARY command that specified a range of unit addresses (xxx-yyy); the address yyy is lower than the address specified by xxx.

Example:

V 250-235, ONLINE

*System Action:* The system did not execute the command.

*Operator Response:* Probable user error. Reenter the Vary Range command with yyy address higher than or equal to xxx address.

*Problem Determination:* Table 1, items 2, 29.

**IEE780I PATH (DD,X) INCOMPLETE**

*Explanation:* A Vary Path command requested that path DDD on CPU X be placed online. The path was marked online; however another element of the path is currently offline (i.e. channel).

*System Action:* The system continues operation. The path was marked online, but will not be used until the channel is brought online.

*Operator Response:* Use the Display Matrix command to determine which element of the path to the requested device is offline. Vary commands may then be issued for these elements.

**IEE781I PAGEADD COMMAND - UNABLE TO PROCESS DUE  
TO ERROR AT IPL**

*Explanation:* During IPL, lists of active page and swap data sets were unable to be built, and message ILR004I or ILR021I was issued as a result of the problem. Without the lists, the PAGEADD command is unable to determine if the data set names in the command stream are unique.

*System Action:* The PAGEADD command is failed, and will continue to fail when issued during the current IPL.

*Operator Response:* Do not issue the PAGEADD command during this IPL.

**IEE782I PAGEADD COMMAND -  
dsn {PAGE} DATA SET  
{SWAP}**

**{ ALREADY IN USE BY SYSTEM  
NOT CATALOGED  
INSUFFICIENT STORAGE TO PROCESS THIS DATA  
SET  
VOLUME NOT MOUNTED - DATA SET WILL NOT BE  
PROCESSED  
HAS AN INVALID DEVICE TYPE }**

**ALREADY IN USE BY SYSTEM**

*Explanation:* The PAGEADD command requested that data set dsn be added to the system page/swap data sets. However, data set dsn is already being used as a page/swap data set.

*System Action:* The PAGEADD command continues processing.

*Operator Response:* If the data set name was entered incorrectly, reissue the command specifying the correct data set name.

**NOT CATALOGED**

*Explanation:* The PAGEADD command was unable to add data set dsn to the system because data set dsn was not cataloged.

*System Action:* The PAGEADD command continues processing.

*Operator Response:* To add data set dsn as a page/swap data set, run the AMS define utility to create a page/swap space. Then, reissue the command.

**INSUFFICIENT STORAGE TO PROCESS THIS DATA SET**

*Explanation:* While attempting to add page/swap data set dsn, the PAGEADD command was unable to obtain enough SQA to build the control blocks needed for the data set.

*System Action:* The PAGEADD command continues processing.

*Operator Response:* Reissue the PAGEADD command. If the problem persists, increase the size of the SQA at the next IPL.

**VOLUME NOT MOUNTED - DATA SET WILL NOT BE  
PROCESSED**

*Explanation:* The PAGEADD command was unable to open the page/swap data set dsn because the volume containing the data set was not mounted.

*System Action:* The PAGEADD command continues processing.

*Operator Response:* Mount the requested volume, and reissue the command.

**HAS AN INVALID DEVICE TYPE**

*Explanation:* During PAGEADD processing, it was determined that data set dsn resides on a volume of a device type which is not supported for page/swap data sets.

*System Action:* The PAGEADD command continues processing.

*Operator Response:* Inform the system programmer that a problem occurred in the ASM control blocks or code.

*Programmer Response:* This situation should not occur. If it does occur, it is indicative of a problem in the ASM control blocks or code. Verify that module ILRPGXP and the VSAM catalog entries for the page and swap data sets have not been altered erroneously.

*Problem Determination:* Table I, items 2, 8.

**IEE783I PAGEADD COMMAND -**  
 dsn {PAGE} DATA SET  
 {SWAP}  
**NOW AVAILABLE FOR SYSTEM USE**

*Explanation:* The PAGEADD command processing for the page/swap data set dsn is complete.

*System Action:* The PAGEADD command continues processing.

*Operator Response:* None.

**IEE784I PAGEADD COMMAND -**  
 dsn {PAGE} DATA SET  
 {SWAP}  
**LENGTH OF DATA SET NAME GREATER THAN 44 OR NULL**

*Explanation:* In the PAGEADD command, the length of the page/swap data set name dsn is zero or greater than 44 characters.

*System Action:* The PAGEADD command continues processing.

*Operator Response:* Probable user error. Reissue the PAGEADD command, specifying the correct data set name. Multiple names should be separated by single commas.

**IEE785I PAGEADD COMMAND -**  
**MAXIMUM NUMBER OF {PAGE} DATA SETS**  
 {SWAP}  
**FOR THIS IPL IN USE**  
**REMAINDER OF COMMAND WILL NOT BE PROCESSED**

*Explanation:* In the PAGEADD command, the maximum number of page/swap data sets that can be added during one IPL have been added. The number is determined by the PAGNUM system parameter which was specified at IPL.

If this message occurred for page data sets, it may still be possible to add swap data sets. If this message occurred for swap data sets, it may still be possible to add page data sets.

*System Action:* The PAGEADD command is terminated.

*Operator Response:* If more page/swap space is needed, it may be acquired at the next IPL by either of the following:

- Specify more page/swap data sets on the PAGE and SWAP system parameters.
- Increase the number of page/swap data sets which may be added to the system on the PAGNUM system parameter.

**IEE786I PAGEADD COMMAND -**  
 {READ } ERROR FOR QUICK/WARM START DATA  
 {WRITE }  
 {GETMAIN }  
**CONTINUE PAGEADD OR KEEP QUICK/WARM START CAPABILITY FOR NEXT IPL**

*Explanation:* The PAGEADD command encountered an error while attempting to read, write, or obtain storage for quick/warm start data (ILRTPARB). ILRTPARB contains information about in-use page data sets, and must be updated when adding a page data set if the next IPL is to be a quick or warm start. The status of the quick/warm start data is unknown at this time, but it may still be possible to quick/warm start.

- If the error was during READ or GETMAIN, it may be possible to reenter the command with no errors.
- If the error was during WRITE, the quick/warm start data is probably unusable. If a quick/warm start is to be attempted in spite of a WRITE error, do not attempt to use the PAGEADD command again for a page data set, since no further attempts to update the quick/warm start data will be made by PAGEADD.

*System Action:* The PAGEADD command will continue or fail after a response to message IEE787A, which follows this message.

*Operator Response:* Respond to message IEE787A, which follows this message:

- To keep quick/warm start capability:
  - For READ and GETMAIN, enter REPLY xx,'END', and enter the command again. If the command still fails, do not enter REPLY xx,'U'.
  - For WRITE, enter REPLY xx,'END', and do not enter the PAGEADD command again.
- To continue PAGEADD processing:
  - Enter REPLY xx,'U'. This reply will destroy all quick/warm start capability.

**IEE787A PAGEADD COMMAND - REPLY U OR END**

*Explanation:* This message is issued following message IEE786I.

*System Action:* The PAGEADD continues after REPLY xx,'U', and fails after REPLY xx,'END'.

*Operator Response:* Enter REPLY xx,'U' to continue, or REPLY xx,'END' to fail the PAGEADD command.

**IEE788A PAGEADD COMMAND - INVALID REPLY - REPLY U OR END**

*Explanation:* The reply entered in response to message IEE787A was invalid. The only acceptable replies are U and END.

*System Action:* The PAGEADD continues after REPLY xx,'U', and fails after REPLY xx,'END'.

*Operator Response:* Enter REPLY xx,'U' to continue, or REPLY xx,'END' to fail the PAGEADD command.

**IEE789I PAGEADD COMMAND**  
 {READ } ERROR FOR QUICK/WARM START DATA  
 {WRITE }  
**QUICK/WARM STARTS FROM THIS IPL WILL HAVE UNPREDICTABLE RESULTS**

*Explanation:* Abnormal termination occurred while ILRPREAD was accessing page data set information (ILRTPARB) needed for a quick/warm start. (ILRTPARB resides in the PLPA page data set.) The status of ILRTPARB is unknown.

- For READ: If the error occurred while reading ILRTPARB, the error may have been temporary. It may still be possible to quick/warm start, and the PAGEADD command may be reentered without further destroying quick/warm start capability.
- For WRITE: If the error occurred while writing ILRTPARB, the status of the data set is unknown. It may still be possible to quick/warm start. However, further use of the PAGEADD command for page data sets will definitely destroy quick/warm start capability.

*System Action:* The PAGEADD command is failed.

*Programmer Response:* Determine the cause of the abnormal condition, whether the PAGEADD command should be allowed this IPL, and whether a quick or warm start should be attempted next IPL.

*Operator Response:* Report this message to the system programmer before issuing any more PAGEADD commands.

**IEE796I DOMAIN DISPLAY**  
**DMNNO MIN MAX WT MPLT CMPL RUA INCU**  
**GOOU OUTU**  
 dmnno min max wt mplt cmpl rua incu goou outu

*Explanation:* In response to a DISPLAY DMN command, this message provides a display of the domain descriptor table. The first and second lines of the message always appear; the third line appears for each domain. In the message text, the fields are:

**DMNNO**

A decimal number identifying the domain from which this line of data is taken.

**MIN**

The minimum multiprogramming level of this domain.

**MAX**

The maximum multiprogramming level of this domain.

**WT**

The weighting factor used in defining the relative importance of this domain when SRM assigns new multiprogramming levels to domains.

**MPLT**

The current multiprogramming level target.

**CMPL**

The current multiprogramming level.

**RUA**

The average number of ready users.

**INCU**

The current number of swappable in-storage users.

**GOOU**

The average number of users going out.

**OUTU**

The current number of users on the out-of-storage queue.

*Operator Response:* None.

**IEE797I DMN nnn NOT DEFINED IN DOMAIN TABLE**

*Explanation:* Domain nnn that was requested does not have an entry in the domain descriptor table under which the system is currently running.

*System Action:* The command that requested the domain is not executed.

*Operator Response:* Reenter the command, specifying a valid domain.

**IEE798I MIN VALUE EXCEEDS MAX VALUE IN DOMAIN TABLE**

*Explanation:* While attempting to use the SETDMN command to change the minimum or maximum multiprogramming level value for a domain, the minimum value was set greater than the maximum value.

*System Action:* The command is not executed. The domain table remains unchanged.

*Operator Response:* Reenter the command, specifying a correct minimum or maximum value.

**IEE824A cde COMMUNICATION TASK ABEND, xxx DUMP TAKEN**

*Explanation:* The communications task abnormally terminated and is attempting a STAR retry. All I/O processing for operator consoles has been halted and only the master console is active. The fields in the message text are:

- cde - the ABEND completion code.
- xxx - NO if no dump was taken; blank if a successful dump was taken.

*System Action:* All pending messages and outstanding WTORs are discarded. Users of communication task functions (WTO, WTOR, DOM) can expect unpredictable results. All user tasks and TSO tasks in real storage are abnormally terminated if they have unanswered WTORs. A dump is attempted using the SVC Dump facility.

*Operator Response:* If the message indicates that a successful dump was taken, use the AMDPRDMP program to print it. A re-IPL of the system may be necessary. If you choose not to re-IPL, use the VARY command to reactivate other consoles.

*Problem Determination:* Table I, items 2, 16, 29.

**IEE824I TASKNAME ttt FAILED, TERMINATED [,DUMPED] STARTED TASK**

*Explanation:* An ABEND, program check, depression of the RESTART key, or machine check took place with STARTED TASK (taskname ttt, if available) in control. If DUMPED appears in the message text, a dump was taken to SYS1.DUMP.

*System Action:* The STARTED TASK is terminated immediately. A record describing the error is written to SYS1.LOGREC and a dump is attempted to SYS1.DUMP.

*Operator Response:* Reissue the START or MOUNT command, if one was attempted and failed.

*Programmer Response:* Reissue the LOGON command, if a LOGON was attempted and failed.

*Problem Determination:* Table I, items 1, 2, 3, 7a, 16, 28, 29.

**IEE908I cm CMD LENGTH EXCEEDS MAX**

*Explanation:* In the cm command, the length of the operand field exceeds the maximum number of characters.

*System Action:* The system did not execute the command.

*Operand Response:* Probable user error. Enter the command again with a shorter operand field.

*Problem Determination:* Have available the master console sheet or the listing from a terminal in operator mode.

**IEE920I NO TR UPDATE AT hh.mm.ss yy.ddd**

*Explanation:* A time interval has elapsed at hh.mm.ss signaling that an updated display be created on behalf of the TRACK command. However, I/O has not been completed for the previous TRACK display.

In the message text, hh.mm.ss indicates the time (in hours, minutes, and seconds) and yy.ddd indicates the date (in the last two digits of the year and the day of the year). If the date could not be provided when the information for the display was gathered, yy.ddd will appear as 00.000.

*System Action:* No updated display will be created. A new time interval will be established and another attempt will be made to create an active display when the new interval expires.

*Operator Response:* None. However, if this condition occurs frequently, the time interval should be increased by entering K T,UTME = nn.

IEE9211 cm op REJECTED

{  
DISPLAY ALREADY EXISTS  
DISPLAY AREA BUSY  
NO TRACK TO STOP  
NEEDS DISPLAY AREA  
DEVICE NOT SUPPORTED  
}

Explanation: A TRACK, STOPTR, or K V command was entered and one of the following error conditions occurred:

- DISPLAY ALREADY EXISTS - A TRACK command requested a dynamically updated status display at a console already displaying a dynamic display. A TRACK command requesting the same options as being display is issued to a TRACK display in Hold Mode in an attempt to get it updated. Only one TRACK display can appear on a console.
- DISPLAY AREA BUSY - A DISPLAY or TRACK command was issued specifying an area (L = cca) in which a display already existed.
- NO TRACK TO STOP - A STOPTR command was entered 1) with an area specified that did not contain a TRACK display, or 2) to a console which did not contain a TRACK display.
- NEEDS DISPLAY AREA - 1) A TRACK command was issued to a console without any areas defined. 2) A DISPLAY command was issued to a console in STATUS DISPLAY mode without any areas defined. 3) A TRACK command was issued with L = z (in-line operand).
- DEVICE NOT SUPPORTED -
  - A K V,USE = MS was entered in a system which has no paper consoles online.
  - A K V command was entered against a 2250.

Operator Response:

- DISPLAY ALREADY EXISTS - If the TRACK display is in HOLD mode as a result of a K D,H command, a K D,U command will result in the TR display being reactivated. While in Hold Mode, a TRACK command can be issued to change the display options that will appear after a K D,U is issued to reactivate the display.
- NO TRACK TO STOP - If a TRACK display is active, supply the L = cca operand on the PT command and reissue.
- NEEDS DISPLAY AREA - For the TRACK or DISPLAY command, first issue the K A,II,II command to define areas. For the DISPLAY command, the above or K V the console to message stream.
- DISPLAY AREA BUSY - Reenter the command specifying another area.
- DEVICE NOT SUPPORTED -
  - Vary a paper console online, repeat the K V,USE = MS command.
  - The K V command is not valid for the Master Console or a 2250.

Problem Determination: Table I, items 2, 29.

IEE9221 K T,UTME = nnn,L = cc

Explanation: This message is issued in response to a K T,REF or K T command issued on a non-CRT console. The value specified by nnn is the number of seconds in the time interval (30 - 999) for updating of dynamic display on console cc. It represents the CONTROL (K) command that set the time interval.

cc is the identifier of the console specified in the K T,REF command issued at the console receiving this message.

System Action: Processing continues.

Operator Response: Change the time interval, if desired.

IEE9241 INVALID AREA DEFINITION

{  
SCREEN SIZE EXCEEDED  
DISPLAY IN OR ABOVE AREA  
AREA TOO SMALL  
}

Explanation: The operator entered a CONTROL A,II (or K A,II) command to define or redefine the screen areas or a K A,NONE command in which one of these errors was detected: SCREEN SIZE EXCEEDED

The sum of the lengths of the areas defined exceeded the size of the message area on the console for which the definition was requested.

DISPLAY IN OR ABOVE AREA

Redefinition was requested which affects an area with a display in or above it. Any area definition requested while a display is on the screen may differ from the previous definition only in regard to display areas above the area in use. The operator attempted to clear the screen of all area definitions via K A,NONE and one of the areas contained a display.

AREA TOO SMALL

An attempt was made to define a display area of less than four lines.

System Action: The command is not executed.

Operator Response: Correct the command and reissue it if desired. If the problem recurs, have the hardcopy log available before calling IBM for support. For K A,NONE error, erase the displays, then reissue the command.

IEE9251 K OPERAND op {  
FOR CRT ONLY  
FOR NON CRT ONLY  
}

Explanation: K, TRACK, or STOPTR command operand op applies only to CRT consoles. If entered from a non-CRT, it must be routed to a CRT console. A MSGRT K was issued from a CRT device.

System Action: The command is not executed.

Operator Response: Correct the command and reissue it if desired, D C,K may be entered for an explanation of the CONTROL command. The TRACK and STOPTR commands are valid only to CRT devices. The only way to direct a K command from one CRT device to another is to use the L = cca operand on the K command.

Problem Determination: Table I, items 2, 29.

IEE9261 L = cca OPERAND INVALID

{  
cca NOT AN AREA  
cc NOT A CONSOLE  
cc FULL CAPABILITY  
ON THIS COMMAND  
cc OUTPUT ONLY  
DYNAMIC DISPLAY AREA  
cc SUBSYSTEM CONSOLE  
}

Explanation: One of the following error conditions occurred as a result of the location operand, L = cca (cca in the message text is replaced with the invalid operands).

- cca NOT AN AREA - The area specified by the L = cca operand 1) was invalid, 2) does not exist, 3) was other than 'Z' for a non-CRT console, or 4) was 'Z' for a status display console.
- cc NOT A CONSOLE - The console ID specified by the L = cca operand is not an existing or active console.
- cc FULL CAPABILITY - The console ID specified is not the requestor's own console, a message stream (MS) console, or status display (SD) console. No routine is allowed to a full capacity (FC) console.

- **ON THIS COMMAND** - The L = operand was specified on one of the following commands:

```

K S      K D
K E,N    K D,N
K E      K D,N,HOLD
K E,SEG  K D,PFK
K E,PFK  K N,PFK

```

- **cc OUTPUT ONLY** - 1) An attempt was made to make a console full capability via the K V,USE = FC command. The console was an output only device. 2) An attempt was made to define areas via K A,II command on a console which is in message stream mode.
- **DYNAMIC DISPLAY AREA** - The area specified by the L = cca operand contains a dynamic display.
- **cc SUBSYSTEM CONSOLE** - An attempt was made to route to a console under the control of the job entry subsystem.

**System Action:** The command is not executed.

**Operator Response:**

- **cca NOT AN AREA** - Change the area specification and reenter the command. If the problem recurs, a console switch may have taken place. If one has, reenter the command specifying the valid area for the alternate console.
- **cc NOT A CONSOLE** - Change the console id specification and reenter the command. If the problem recurs, a console switch may have taken place. If one has, reenter the command specifying the alternate console's id.
- **cc FULL CAPABILITY** - Specify your own console or a message stream or status display console and reenter the command.
- **DYNAMIC DISPLAY AREA** - Specify another area and reenter the command.
- **ON THIS COMMAND** - Reenter the command without the L = cca command.
- **cc OUTPUT ONLY** - 1) Unless the system is re-sysgened, this device will not be able to serve as a Full capability console, 2) The console may be altered to status display mode via the K V,USE = SD and the K A,II command can be reentered.
- **cc SUBSYSTEM CONSOLE** - Change the console ID specified and re-enter the command.

**Problem Determination:** Table I, items 2, 29.

#### IEE9271 CONTROL REQUEST AMBIGUOUS

{ SPECIFY DISPLAY ID }  
{ SPECIFY L OPERAND }

**Explanation:** The Control (K) command cannot be executed without further information:

- **SPECIFY DISPLAY ID** - A CONTROL C,D (or K C,D) command was entered without the id operand. To cancel a display (K C,D, id), the id of the display to be terminated must always be specified. It is found at the extreme righthand side of the control line of the display. (For use on paper consoles only.)
- **SPECIFY L OPERAND** - A CONTROL command for an out-of-line display, such as a frame or erase command, was issued without the routing location parameter (L = cca), and more than one display exists on the screen. The area id of the display area to be controlled must be specified by using the L operand.

**System Action:** The command is not executed.

**Operator Response:** Reissue the command specifying the missing operand.

**Problem Determination:** Table I, items 2, 11, 29.

#### IEE9281 DISPLAY AREA ID's FOR CONSOLE cc ARE id, id,...

**Explanation:** This message is issued in response to 1) the operator defining areas for console cc via K A,II,II, 2) the operator issuing K A,NONE to delete the screen areas on console cc, 3) the operator issuing K A or K A,REF to discover the areas presently defined to console cc, along with message IEE929I. The display area identifiers are listed in the order in which the areas were defined, from the bottom of the screen to the top.

**System Action:** Processing continues.

**Operator Response:** The operator may route displays to the areas defined by using the display area id, or for K A,NONE redefine some areas.

IEE929I K A, { NONE,L = cc }  
{ length,... ,L = cc }

**Explanation:** This message is issued, on non-CRT consoles only, in response to the operator issuing a K A,REF command for console cc. It represents the CONTROL (K) command which defined the display areas for the console whose address is specified by cc.

**System Action:** Processing continues.

**Operator Response:** Change the display area definition via K A,II,II... command, if desired.

#### IEE930I MR [(D = [(display op[,display op])],...

L =  $\begin{pmatrix} a \\ cc \\ cca \\ cc* \end{pmatrix}$  )][,(TR = A,L =  $\begin{pmatrix} a \\ cc \\ cca \\ cc* \end{pmatrix}$  )][,(K,L =  $\begin{pmatrix} a \\ cc \\ cca \\ cc* \end{pmatrix}$  )]]

**Explanation:** This message is issued, on non-CRT consoles only, in response to the operator issuing a MR REF command. It represents the MSGRT (MR) command which specified the routing defaults currently in effect. If NONE appears, no routing defaults have been established. If no area id (a) was specified, an asterisk is displayed in the output.

**System Action:** Processing continues.

**Operator Response:** If desired, change the routing defaults with the MR command.

#### IEE931I cm op INSUFFICIENT STORAGE FOR COMMAND

**Explanation:** While attempting to fulfill the request specified by the cm, op command, a GETMAIN was issued requesting storage to build a control block and/or work area. The requested storage was not available. This condition may occur during definition of display areas or when routing to a console other than the requesting console.

**System Action:** The command cm op was not executed.

**Operator Response:** Reenter the command at a later time.

**Problem Determination:** Table I, items 2, 29.

#### IEE932I nnn

**Explanation:** A multiple line WTO macro instruction was issued with descriptor code 9 and no control line text was supplied. The number, nnn is used with the CONTROL (K) command to cancel the display.

**System Action:** SVC 35 has supplied this message as a control line. The number, nnn, is the display identification number.

**Operator Response:** None.

**IEE933I DCMLIB OPEN FAILED**

*Explanation:* When attempting to open the display control module library (SYS1.DCMLIB) in secondary storage, the system was either unable to locate the library, unable to open the library, or the volume containing the library was off-line during IPL.

*System Action:* The PFK command entry facility will be inoperative because the system was unable to read the command definitions into virtual storage.

*Operator Response:* All commands that are normally entered by means of the PFK or the light pen must be entered from the typewriter keyboard. Report the problem to the programmer responsible for the system.

**IEE934I PFK UPDATE FAILED**

*Explanation:* An I/O error occurred: (1) when the system

attempted to read the permanent PFK definition from secondary storage during IPL, or (2) when the system attempted to write a new PFK definition in secondary storage after the operator issued a CONTROL N,PFK command.

*System Action:* If an error occurs on a read during IPL, the permanent PFK definitions will be unavailable for the system operation following the current IPL. If an error occurs for a PFK update, the permanent copies of the PFK definitions will not be altered, and the PFK updates will not carry over to subsequent IPLs.

*Operator Response:* If an error occurs on a read during IPL, the operator will have to define each PFK key for the current IPL. If an error occurs during a PFK update, the new definition will be effective only for the current IPL. Report this problem to the programmer responsible for the system.

## Section 9: Job Scheduler Messages (IEF)

Component Name	IEF
Program Producing Message	Job scheduler.
Audience and Where Produced	For programmer: listing of job control statements in SYSOUT data set. For operator: console.
Message Format	IEFnnnl text (in SYSPRINT) xx IEFnnns text (on console) nnn Message serial number. text Message text. xx Message reply identification (absent, if operator reply not required). s Type code: A Action; operator must perform a specific action. D Decision; operator must choose an alternative. E Eventual action; operator must perform action when he has time. I Information; no operator action is required. W Wait; processing stopped until action is determined and performed.
Comments	None.
Associated Publications	OS/VS2 JCL, GC28-0692 Operator's Library: OS/VS2 Reference (JES2), GC38-0210
Problem Determination	Refer to Tables I and II at the back of this publication for problem determination instructions.

### IEF085I REGION UNAVAILABLE, ERROR CODE = cde

*Explanation:* It is not possible to obtain a region for the job step. The error code cde explains why the region could not be obtained:

- 08 A V = V region was requested and a region size was specified which was larger than the private area, or a V = R region was requested and a region size greater than the V = R area was specified. (In case no region size was specified, it is possible for the V = R default to be greater than the size of the V = R area.)
- 16 A V = R region was requested, but either long-fixed or damaged pages in the V = R area made it impossible to obtain the requested region, or a V = R region was requested and there was not enough SQA available for the system to complete the processing of the request.
- 20 Either a V = V or V = R region was requested. Fragmentation by LSQA, SWA, or subpools 229 or 230 has made it impossible to obtain the requested region (because no contiguous block storage exists which could satisfy the request.)
- 24 A request for a V = R region could not be satisfied because the installation GETPART exit routine rejected the request.

*System Action:* The step is terminated with a system completion code of 822.

*Programmer Response:* Resubmit the job. If cde is 08, it may be necessary to either decrease the size requested for the region or to submit the job to be run on a system with a larger amount of V = R storage available or a larger private area. If cde is 20, and if a V = V region with a size approximately equal to the private area was requested, it will be necessary to

decrease the region size. See the system programmer for help in determining your region requirements.

If cde is 24, resubmit the job, requesting a region whose size is not greater than the limit set by the installation GETPART exit routine.

*Problem Determination:* Table I, items 1, 2, 3, 7a, 29.

### IEF086I ERROR IN SWA RECOVERY - RESTART CANCELLED

*Explanation:* During restart for the job, an error was encountered while merging control blocks from the job journal with those already in the Scheduler Work Area. A control block requiring updating was not found.

*System Action:* The error prevents successful completion of restart processing; the job is canceled.

*Programmer Response:* Resubmit the job as deferred step or checkpoint/restart.

*Problem Determination:* Table I, items 1, 3, 4, 29.

### IEF087I ERROR ON JOB JOURNAL - RESTART CANCELLED

*Explanation:* During restart for the job, an error was encountered in accessing the job journal. The error occurred during GET.

*System Action:* The error prevents successful completion of restart processing; the job is canceled.

*Programmer Response:* Resubmit the job as a deferred step or checkpoint/restart.

*Problem Determination:* Table I, items 1, 3, 4, 29.

**IEF089I ERROR ON WRITE TO JOB JOURNAL - JOB NOT ELIGIBLE FOR RESTART**

*Explanation:* An error was encountered while attempting to write to the job journal.

*System Action:* Processing of the job continues until completion. However, no more journaling will be done for this job.

*Programmer Response:* Ignore the message if the job is completed successfully. If the job fails, refer to message IEF168I for more information and the action to be taken.

**IEF090E PROTECT KEY UNAVAILABLE. jji PLACED ON HOLD Q**

*Explanation:* Job jji requested ADDRSPC = REAL for at least one step; all protection keys, 9 through 15, were currently assigned to other jobs that require unique protection keys. (The jobs that require unique protection keys are those that specify ADDRSPC = REAL for one or more steps.)

*System Action:* The job is placed on the HOLD queue.

*Operator Response:* Either release the job from the HOLD queue at a time when a protection key is available or cancel the job. Enter a DISPLAY A command to determine if there are fewer than 7 jobs reserving a protection key. If there are fewer than 7 jobs, consult Problem Determination below.

*Problem Determination:* Table I, items 2, 7c, and 29.

**IEF091I PROTECT KEY UNAVAILABLE. START ppp REJECTED**

*Explanation:* The program indicated in procedure ppp is a program that requires a unique protection key; all the protection keys, 9 through 15, were currently assigned to other jobs. (The jobs that require unique protection keys are those that specify ADDRSPC = REAL for one or more steps.)

*System Action:* The task is not started.

*Operator Response:* If the task is required, reenter the START command at a time when a protection key is available. Enter a DISPLAY A command to determine if there are fewer than 7 jobs reserving a protection key. If there are fewer than 7 jobs, consult Problem Determination below.

*Problem Determination:* Table I, items 2, 7c, and 29.

**IEF092I jji sss ppp WAITING FOR xxxK REAL STORAGE**

*Explanation:* During initiation of procedure step ppp of step sss of job jji, the requested V = R region of size xxxK could not be immediately obtained.

*System Action:* The initiator waits until the request can be satisfied.

*Operator Response:* No action is required, however, you may do one of the following:

- Enter a CANCEL command for other jobs which are running in V = R storage, in an effort to free V = R storage.
- Enter a CANCEL command for job jji to terminate processing for that job.

Report this message to the system programmer.

*Problem Determination:* Table I, items 1, 2, 3, 7a, 29.

**IEF099I JOB jji WAITING FOR DATA SETS**

*Explanation:* Job jji requires data sets that are not available. These data sets are named in message IEF863I. When the data sets become available, the system will reserve them for the job and processing will continue.

*System Action:* Processing of the job is suspended until the data sets become available.

*Operator Response:* None required. However, if you want to terminate processing of the job, a CANCEL command may be issued.

**IEF125I jji-LOGGED ON [-TIME = hh.mm.ss]**

*Explanation:* In response to a MONITOR command with JOBNAMES or SESS in its operand, this message indicates that a user has logged on to the system under time sharing and his session name is jji.

If T is also specified in the operand of the command, then the time of day appears, where hh specifies the hour (00-23), mm specifies the minute (00-59), and ss specifies the second (00-59).

*System Action:* Session jji is entering allocation.

*Operator Response:* No response required. However, if the user should not be logged on at this time, issue CANCEL U = jji command and the session will be terminated.

**IEF126I jji-LOGGED OFF [-TIME = hh.mm.ss]**

*Explanation:* In response to a MONITOR command with JOBNAMES or SESS in its operand, this message indicates that the session jji has terminated (been logged off of the system). This message is not issued if session jji has terminated abnormally.

If T is also specified in the operand of the command, then the time of day appears, where hh specifies the hour (00-23), mm specifies the minute (00-59), and sss specifies the second (00-59).

*System Action:* Session jji has completed termination.

*Operator Response:* None.

**IEF127I jji sss [ppp] ddn[+xxx] - NO SPACE PARAMETER OR ZERO SPACE REQUEST AT ABSTR ZERO**

*Explanation:* No SPACE parameter appears in a DD statement (ddn) defining a new direct access volume, or an absolute track request was made for no space (zero space) beginning at absolute track zero.

In the message text, +xxx refers to the relative position of a concatenated DD in relation to the first DD in the concatenated group ddn.

*System Action:* The job is terminated.

*Programmer Response:* Probable user error. If the data set is not new, correct the DISP parameter by specifying OLD, SHR, or MOD. If the data set is new, make sure that a SPACE parameter appears. Then rerun the job.

*Problem Determination:* Table I, items 1, 2, 4, 7c, 25a, 29.

**IEF128I jji sss [ppp] ddn[+xxx] - INVALID REQUEST FOR ISAM INDEX**

*Explanation:* The control program is unable to allocate space for the index of a new indexed sequential data set for one of the following reasons:

- An embedded index was requested for the index or overflow area by a DD statement specifying the index quantity subparameter in its SPACE request.
- An embedded index was requested for multivolume prime area. The request was made by a DD statement specifying an index quantity in the SPACE parameter, DSNAME = name(PRIME), and a device number greater than 1 in the UNIT parameter.

In the message text, +xxx refers to the relative position of a concatenated ISAM DD statement in relation to the first DD for the ISAM data set ddn.

*System Action:* The job is terminated.

*Programmer Response:* Probable user error. Correct the faulty DD statement, and rerun the job. In the first case, delete the index quantity subparameter. In the second case, delete the index quantity subparameter or change the device number subparameter to 1.

*Problem Determination:* Table I, items 2, 7c, 29.



**IEF129I jji sss [ppp] ddn[+xxx] - MULTIVOLUME INDEX NOT ALLOWED**

*Explanation:* The control program is unable to allocate a multivolume index for a new indexed sequential data set. A device number greater than 1 cannot be specified in the UNIT parameter of a DD statement specifying  
DSNAME = name(INDEX).

In the message text, +xxx refers to the relative position of a concatenated ISAM DD statement in relation to the first DD for the ISAM data set ddn.

*System Action:* The job is terminated.

*Programmer Response:* Delete the device number subparameter, or reduce it to 1. Then rerun the job.

*Problem Determination:* Table I, items 2, 7c, 29.

**IEF130I jji sss [ppp] ddn[+xxx] - DSNAME ELEMENT WRONG - MUST BE INDEX, OVFLOW, OR PRIME**

*Explanation:* In one of the DD statements defining an indexed sequential data set, the element part of the DSNAME parameter is other than PRIME, INDEX, or OVFLOW.

In the message text, +xxx refers to the relative position of a concatenated ISAM DD statement in relation to the first DD for the ISAM data set ddn.

*System Action:* The job is terminated.

*Programmer Response:* Probable user error. Correct the element subparameter. List the volume table of contents (VTOC) of each volume that will contain the data set using the LISTCAT command. If the name of this data set appears in any VTOC, remove it using the DEFINE and DELETE commands. Then rerun the job.

*Problem Determination:* Table I, items 1, 2, 3, 7c, 14, 29.

**IEF131I jji sss [ppp] ddn[+xxx] - MULTIVOLUME OVFLOW REQUEST NOT ALLOWED**

*Explanation:* A DD statement is requesting a multivolume overflow area for a new indexed sequential data set by specifying a device number greater than 1 in the UNIT parameter and DSNAME = name(OVFLOW). This is not allowed.

In the message text, +xxx refers to the relative position of a concatenated ISAM DD statement in relation to the first DD for the ISAM data set ddn.

*System Action:* The job is terminated.

*Programmer Response:* Probable user error. Change the device number subparameter to 1. List the volume table of contents (VTOC) of each volume that will contain the data set using the LISTCAT command. If the name of the data set appears in any VTOC, remove it using the DEFINE and DELETE commands. Rerun the job.

*Problem Determination:* Table I, items 1, 2, 4, 7c, 29.

**IEF132I jji sss [ppp] ddn[+xxx] - SPACE PARAMETER WRONG - CYL AND ABSTR CONFLICT**

*Explanation:* The SPACE parameter in one of the DD statements defining an indexed sequential data set is incorrect. One of the DD statements defining this data set specified ABSTR and specified CYL. Space for one area of an indexed sequential data set cannot be allocated using the CYL subparameter while the space for another area is allocated using the ABSTR subparameter.

In the message text, +xxx refers to the relative position of a concatenated ISAM DD statement in relation to the first DD for the ISAM data set ddn.

*System Action:* The job is terminated.

*Programmer Response:* Probable user error. Correct the SPACE parameter. List the volume table of contents (VTOC) of

each volume that will contain the data set using the LISTCAT command. If the name of this data set appears in any VTOC, remove it using the DEFINE and DELETE commands. Then rerun the job.

*Problem Determination:* Table I, items 2, 7c, 14, 29.

**IEF133I jji sss [ppp] ddn[+xxx] - SPACE PARAMETER WRONG - CYL AND CONTIG CONFLICT**

*Explanation:* The SPACE parameter in one of the DD statements defining an indexed sequential data set is incorrect. The CONTIG subparameter appears for a CYL request in one of the DD statements, while not in another. Space for one area of an indexed sequential data set cannot be allocated contiguously if space for another area is not.

In the message text, +xxx refers to the relative position of a concatenated ISAM DD statement in relation to the first DD for the ISAM data set ddn.

*System Action:* The job is terminated.

*Programmer Response:* Probable user error. Correct the SPACE parameter. List the volume table of contents (VTOC) of each volume that will contain the data set using the LISTCAT command. If the data set name appears in any VTOC, remove it using the DEFINE and DELETE commands. Rerun the job.

*Problem Determination:* Table I, items 2, 7c, 14, 29.

**IEF134I jji sss [ppp] ddn[+xxx] - SUBPARAMETER WRONG IN SPACE PARAMETER - MUST BE CYL OR ABSTR**

*Explanation:* The SPACE parameter in a DD statement defining a new indexed sequential data set is incorrect. A subparameter other than CYL or ABSTR is present in the statement.

In the message text, +xxx refers to the relative position of a concatenated ISAM DD statement in relation to the first DD for the ISAM data set ddn.

*System Action:* The job is terminated.

*Programmer Response:* Probable user error. Correct the invalid subparameter. List the volume table of contents (VTOC) of each volume that will contain the data set using the LISTCAT command. If the name of the data set appears in any VTOC, remove it using the DEFINE and DELETE commands. Then rerun the job.

*Problem Determination:* Table I, items 2, 7c, 14, 29.

**IEF135I jji sss [ppp] ddn[+xxx] - PRIMARY SPACE REQUEST MAY NOT BE ZERO**

*Explanation:* In a DD statement defining an indexed sequential data set, the primary space subparameter is zero. This is not a valid space request.

In the message text, +xxx refers to the relative position of a concatenated ISAM DD statement in relation to the first DD for the ISAM data set ddn.

*System Action:* The job is terminated.

*Programmer Response:* Probable user error. Change the primary space request to a non-zero positive value, and rerun the job.

*Problem Determination:* Table I, items 1, 4, 7c, 29.

**IEF136I jji sss [ppp] ddn[+xxx] - DUPLICATION IN ALLOCATION - INDEX AREA REQUESTED TWICE**

*Explanation:* Two DD statements defining the same indexed sequential data set are requesting space for the index area. Following the allocation of an index area requested by a DD statement containing DSNAME = name(INDEX), either a DD statement containing DSNAME = name(PRIME) requested an embedded index through an index quantity in its SPACE parameter, or another DD statement was found specifying DSNAME = name(INDEX).

IEF

In the message text, +xxx refers to the relative position of a concatenated ISAM DD statement in relation to the first DD for the ISAM data set ddn.

*System Action:* The job is terminated.

*Programmer Response:* Probable user error. Either eliminate the DD statement that specifies DSNAME = name(INDEX) or eliminate the index quantity subparameter in the DD statement specifying DSNAME = name(PRIME). List the volume table of contents (VTOC) of each volume that will contain the data set using the LISTCAT command. If the name of the data set appears in any VTOC, remove it using the DEFINE and DELETE commands. Rerun the job.

*Problem Determination:* Table I, items 2, 7c, 14, 29.

**IEF140I    jji sss [ppp] ddn[+xxx] - DIRECTORY SPACE  
REQUEST LARGER THAN AMOUNT AVAILABLE ON  
THIS VOLUME**

*Explanation:* The directory for a new partitioned data set was not allocated because the space requested for the directory by the SPACE parameter of the associated DD statement exceeded the space available on the specified volume.

In the message text, +xxx refers to the relative position of a concatenated DD in relation to the first DD in the concatenated group ddn.

*System Action:* The job is terminated.

*Programmer Response:* Probable user error. Reduce the directory quantity subparameter or request a different volume. Then rerun the job.

*Problem Determination:* Table I, items 1, 2, 4, 7c, 25a, 29.

**IEF141I    jji sss [ppp] ddn[+xxx] - INDEX REQUEST MUST  
PRECEDE PRIME FOR ISAM DATA SET**

*Explanation:* In the DD statement defining an indexed sequential data set, a statement containing DSNAME = name(PRIME) was found to precede a statement containing DSNAME = name(INDEX).

In the message text, +xxx refers to the relative position of a concatenated ISAM DD statement in relation to the first DD for the ISAM data set ddn.

*System Action:* The job is terminated.

*Programmer Response:* Reorder the DD statements for the data set, making sure that INDEX is placed before PRIME. List the volume table of contents (VTOC) of each volume that will contain the data set using the LISTCAT command. If the name of the data set appears in any VTOC, remove it using the DEFINE and DELETE commands. Then rerun the job.

*Problem Determination:* Table I, items 1, 4, 7c, 14, 29.

**IEF142I    jji sss [ppp] STEP WAS EXECUTED - COND CODE  
cde**

*Explanation:* Step sss of job jji, or cataloged procedure step ppp, was executed, and the condition code for the step is cde.

*Note:* This condition code originates from the contents of general purpose register 15 at the end of the step. If the last task of the step did not set a completion code in register 15, the cde field of the message is meaningless.

*System Action:* The system will continue to process further steps of the associated job if so allowed by the COND = parameter of subsequent EXEC statements.

*Programmer Response:* None.

**IEF143I    jji sss [ppp] ddn[+xxx] - LAST CONCATENATED DD  
CARD UNNECESSARY OR INVALID FOR THIS DATA  
SET**

*Explanation:* In processing the DD statement defining an indexed sequential data set, it was found that at least four

concatenated DD statements were present for the data set.

The DD card(s) after the third card are unnecessary.

In the message text, +xxx refers to the relative position of a concatenated ISAM DD statement in relation to the first DD for the ISAM data set ddn.

*System Action:* The job is terminated, and the extra DD statements are not processed. If any non-ISAM in the concatenation were allocated, they are deleted.

*Programmer Response:* Remove the extra DD statements. List the volume table of contents (VTOC) of each volume that will contain the data set using the LISTCAT command. If the name of the data set appears in any VTOC, remove it using the DEFINE and DELETE commands. Then rerun the job.

*Problem Determination:* Table I, items 1, 4, 7c, 14, 29.

**IEF145I    jji sss [ppp] ddn[+xxx] - SPACE REQUEST MUST  
BE ABSTR FOR DOS VOLUME**

*Explanation:* In DD statement ddn defining an indexed sequential data set with multivolume prime area, the space for one of the prime volumes (except the first one) was requested on a volume where the DOS bit (bit 0 of the DS4VTOCI field) is set in the format 4 DSCB; however, the SPACE parameter for the DD statements that define the data set specified CYL. In the message text, +xxx refers to the relative position of a concatenated DD in relation to the first DD in the concatenated group ddn.

*System Action:* The job is terminated.

*Programmer Response:* Probable user error. Request space by coding ABSTR for the SPACE parameter or request a different volume. Execute the LISTCAT command to list the volume table of contents (VTOC) of each volume that will contain the data set. If the name of the data set appears in any VTOC, remove it using the DEFINE and DELETE commands. Then run the job again.

*Problem Determination:* Table I, items 1, 3, 7c, 25a, 29.

**IEF165I    cm**

*Explanation:* Command cm was entered through the input stream.

*System Action:* If the operator is requested to authorize execution of commands entered through the input stream, message IEF166D follows to permit the operator to respond.

*Operator Response:* Respond to message IEF166D, if issued.

**IEF166D    REPLY Y/N TO EXECUTE/SUPPRESS COMMAND cm**

*Explanation:* This message permits the operator to authorize execution of the command displayed in message IEF165I, which precedes this message.

*Operator Response:* If the command displayed in preceding message IEF165I is to be executed, enter REPLY xx,'Y'. If the command displayed in preceding message IEF165I is not to be executed, enter REPLY xx,'N'.

**IEF167I    NO JOB JOURNAL OPTION SPECIFIED - RESTART  
CANCELLED**

*Explanation:* The job was abnormally terminated and was eligible for automatic restart but, as the NO-JOB Journal had been specified for this job, automatic restart was not possible.

*System Action:* The job is terminated.

*Programmer Response:* Resubmit the job for deferred restart, if desired. If automatic restart support is desired for future submissions of this job, request that the installation run the job with the job journal option.

*Problem Determination:* Table I, items 1, 29.

**IEF168I ERROR ON JOB JOURNAL - RESTART FOR JOB CANCELLED**

*Explanation:* The job has abnormally terminated and was eligible for automatic restart, but as there was an error on the job journal, automatic restart was canceled.

*System Action:* The job is terminated.

*Programmer Response:* Resubmit the job for deferred restart, if desired.

*Problem Determination:* Table I, items 1, 29.

**IEF169I RESTART CANCELLED FOR JOB jjj**

*Explanation:* During an automatic restart of job jjj, one of the following occurred:

- While merging control blocks from the job journal with those already in the Scheduler Work Area, a control block requiring updating was not found.
- In accessing the job journal, an error occurred during GET.

*System Action:* The error prevents successful completion of restart processing; job jjj is canceled.

*Operator Response:* None.

*Problem Determination:* Table I, items 1, 3, 4, 29.

**IEF170I n jjj (53 bytes of message passed to WTP)**

*Explanation:* Write-to-programmer was unable to complete processing. The n value indicates the reason for the failure. This message will be built and issued to hardcopy. In the message text, the fields are as follows:

- n
- 1 No RPL pointer existed therefore cannot access ACB.
  - 2 Enqueue to serialize execution of PUT failed.
  - 3 PUT to system message data set failed.
  - 4 Unpredictable ABEND.

jjj

Jobname.

*System Action:* Processing continues.

*Operator Response:* None.

**IEF172E jjj HELD, CPU (x) OFFLINE**

*Explanation:* The first step of job jjj requires hardware features present only on CPU x, and CPU x is offline.

*System Action:* Job jjj is placed in a HOLD state.

*Operator Response:* Issue a VARY ONLINE command for CPU x before releasing job jjj from the HOLD state to be run.

*Problem Determination:* Table I, items 1, 2, 3, 7a, 29.

**IEF173I jjj FAILED, CPU (x) OFFLINE**

*Explanation:* One of the following occurred:

- Job jjj was initiated as a result of a START command and requires hardware features present only on CPU x, and CPU x is offline.
- A step other than the first step of job jjj requires hardware features present only on CPU x, and CPU x is offline.

*System Action:* The job is terminated.

*Operator Response:* If the message is written as a result of a START command, reissue the START command when the required CPU is online. If the message occurs frequently, notify the system programmer.

*Programmer Response:* Resubmit the job, informing the operator to have the appropriate CPU online.

*Problem Determination:* Table I, items 1, 2, 3, 7a, 29.

**IEF174I SYSTEM ERROR BEFORE JOB INITIATION**

*Explanation:* While this job was being processed an ABEND, program check, depression of the RESTART key, or a machine check took place before the job was initiated.

*System Action:* A return code indicating a system error is sent to the job entry subsystem. The job entry subsystem will decide what to do with the job, (probably terminate it). A record describing the error is written to SYS1.LOGREC. A dump is taken to the SYS1.DUMP data set on a program check or depression of the RESTART key.

*Operator Response:* None.

*Programmer Response:* Resubmit the job if it is terminated.

*Problem Determination:* Table I, items 1, 2, 3, 7a, 16, 28, 29.

**IEF175I AMP KEYWORD xxxxxxxx DUPLICATE OR CONFLICTING PARM STEP NOT EXECUTED**

*Explanation:* A duplicate or conflicting AMP keyword has been discovered by the AMP interpreter.

*System Action:* The job is terminated.

*Programmer Response:* Probable user error. Delete the duplicate keyword, or correct the conflicting keyword or keywords. Then rerun the job.

**IEF176I WTR ddd WAITING FOR WORK,**

{ CLASS =  
 FORMS =  
 WRITER =  
 DEST =  
 JOBID =
 }

*Explanation:* The External Writer is waiting for work. The optional parameters indicate which selection criterion the External Writer is using to wait for work.

*System Action:* The External Writer is in a wait state until either a MODIFY or STOP command is received or until work is received from JES2 that satisfies the named selection criterion.

*Operator Response:* Verify that the selection criterion is valid, (the FORMS required is a valid form number, the DEST specified is still valid, or the WRITER name is valid). If WRITER = STDWTR was specified to the named External Writer in a MODIFY command, a WRITER = blank will appear in the message, indicating that a named writer is selecting data sets that have no writer name on their SYSOUT DD card.

**IEF177I WTR ddd INVALID MODIFY KEYWORD**

*Explanation:* The named External Writer received an invalid keyword in the last MODIFY command.

*System Action:* The External Writer does no more work until another valid MODIFY command is received. The External Writer is waiting for either a STOP or MODIFY command.

*Operator Response:* Enter a new valid MODIFY command or stop the writer.

**IEF178I WTR ddd MODIFY PARAMETER INVALID.**

*Explanation:* The named External Writer received an invalid MODIFY parameter.

*System Action:* The External Writer does no more work until another valid MODIFY command is received.

*Operator Response:* Enter a new valid MODIFY command or stop the writer.

*Programmer Response:* Check to see if the FORMS parameter was greater than 4 characters, or the WRITER or JOBID parameter was greater than 8 characters in length. Also verify that the MODIFY parameters contained valid characters.

**IEF179I WTR ddd INVALID { JOBID } { DEST xxxxxx }**

*Explanation:* The named External Writer attempted to request a data set from JES2 with either a JOBID or DEST selection criteria and the JOBID or DEST was invalid to JES2.



**System Action:** The External Writer does no more work until another valid MODIFY command is received.  
**Operator Response:** Enter a new valid MODIFY command or stop the writer.

**IEF180I    jji sss [ppp] - INSUFFICIENT REAL OR VIRTUAL STORAGE FOR ALLOCATION**

**Explanation:** Allocation was unable to obtain sufficient main or virtual storage for processing.

**System Response:** The job is terminated.

**Programmer Response:** Resubmit the job.

**Problem Determination:** Table I, items 1, 3, 4, 7c, 29.

**IEF186I    REGION UNAVAILABLE FOR RESTART, ERROR CODE = cde**

**Explanation:** It is not possible to obtain a region for a checkpoint restart. The error code cde explains why the region could not be obtained:

08    The region parameter was increased so that the region could not be allocated or the configuration of the system changed so that the region could not be obtained:

- For ADDRSPC = REAL, the size of the REAL area was decreased.
- For ADDRSPC = VIRT, the size of the private area decreased because the size of the nucleus increased or the size of the SQA or the IPA increased.

16    If a REAL region was requested, either long-fixed or damaged pages in the REAL area made it impossible to obtain the required region.

20    Either a virtual or real region was requested. Fragmentation by LSQA, SWA, or subpools 229 or 230 has made it impossible to obtain the requested region (because no contiguous block of storage exists which could satisfy the request.)

24    A request for a V = R region could not be satisfied because the installation GETPART exit routine rejected the request.

**System Action:** The step is terminated with a system completion code of 822.

**Programmer Response:** Resubmit the job. If cde is 08, ensure that the configuration of the system on which the restart is to be done makes it possible to obtain the region owned when the checkpoint was taken, or if the requested region size was greater than the size of the region owned when the checkpoint was taken, decrease the region size.

If cde is 20, and if an ADDRSPC = VIRT region with a size approximately equal to the private area was requested, it will be necessary to decrease the region size. See the system programmer for help in determining your region requirements. If cde is 24, resubmit the job, requesting a region whose size is not greater than the limit set by the installation GETPART exit routine.

**Problem Determination:** Table I, items 1, 2, 3, 7a, 29.

**IEF187I    jji FAILED - SYSTEM ERROR IN INITIATOR**

**Explanation:** While job jji was being processed, an ABEND, program check, depression of the RESTART key, or machine check occurred with the initiator in control.

**System Action:** One of the following actions occurs depending upon the status of the job at the time of the error:

- The job is terminated immediately.
- The step is terminated with a 922 system completion code.

In either case, a record describing the error is written to SYS1.LOGREC, unless the ABEND was an OPEN failure. A dump is taken to SYS1.DUMP when applicable.

**Programmer Response:** Resubmit the job.

**Problem Determination:** Table I, items 1, 2, 3, 7a, 16, 28, 29.

**IEF188I    PROBLEM PROGRAM ATTRIBUTES ASSIGNED**

**Explanation:** The name of the program to be executed is a name which is designated to receive one or more special properties. However, the job has not satisfied all the requirements to obtain the properties.

**System Action:** The special properties whose requirements were not met were not assigned. Instead of these special properties, problem program attributes were assigned.

**Operator Response:** If no special properties are required, no action is necessary. If special properties are required and a JOBLIB or STEPLIB is being used, make sure that the program library is authorized, or notify the system programmer.

**Programmer Response:** Make sure that the special attributes 'started only' or '1-step only' are either satisfied or are not required for the assignment of the required special properties.

**Problem Determination:** Table I, items 1, 2, 3, 7a, 29.

**IEF192I    jji sss ppp ddn[+xxx] - NO ELIGIBLE DEVICE TYPE CONTAINS ENOUGH UNITS TO SATISFY REQUEST**

**Explanation:** There are not enough available devices of the type specified in the UNIT parameter of DD statement ddn to satisfy the request. If an esoteric unit name such as SYSDA is specified, no single device type within the esoteric has enough available devices.

**Note:** A device is not considered eligible to a telecommunications request if it is an active console, is allocated, or is in use by a system function such as OLTEP, DSS, or a system utility.

In the message text, +xxx refers to the relative position of a concatenated DD in relation to the first DD in the concatenated group (ddn).

**System Action:** The job is terminated.

**Programmer Response:** Probable user error. Make sure that the device type specified in the UNIT parameter can supply the number of devices needed. If necessary, change the UNIT parameter.

**Problem Determination:** Table I, items 1, 3, 4, 7c, 29.

**IEF193I    jji sss [ppp] ddn[+xxx] - SPACE NOT OBTAINED BECAUSE OF PERMANENT I/O ERROR**

**Explanation:** An uncorrectable input/output error occurred when an attempt was made to obtain space on the direct access device required by ddn.

In the message text, +xxx refers to the relative position of a concatenated DD in relation to the first DD in the concatenated group (ddn).

**System Action:** The job is terminated.

**Programmer Response:** Rerun the job.

**Problem Determination:** Table I, items 1, 2, 3, 4, 7c, 29.

**IEF194I    jji sss [ppp] ddn[+xxx] - VOLUME SEQUENCE NUMBER EXCEEDS NUMBER OF VOLUME SERIALS**

**Explanation:** The volume sequence count specified in DD statement ddn is greater than the number of volume serial numbers specified. One of the following has occurred:

- ddn has specified volume serial numbers in the VOL parameter. The sequence count exceeds the number of volume serials specified.
- ddn refers back to or is receiving a passed data set from another DD which specifies a number of volume serials that is less than the sequence count in ddn.

- **ddn** refers to a cataloged data set. The number of volume serials for that data set is less than the volume sequence count.

In the message text, **+xxx** refers to the relative position of a concatenated DD in relation to the first DD in the concatenated group (**ddn**).

**System Action:** The job is terminated.

**Programmer Response:** Probable user error. Check to make sure that the volume sequence count is equal to or less than the number of volume serials specified.

**Problem Determination:** Table I, items 1, 3, 4, 7c, 29.

**IEF195I    jji sss [ppp] ddn[+xxx] - MAXIMUM NUMBER OF DEVICES FOR DD EXCEEDED**

**Explanation:** The number of units requested by DD statement **ddn** was insufficient to permit mounting of all required volumes. When the scheduler attempted to increase the unit count so that a volume could be mounted, the maximum of 59 units per DD statement was exceeded.

In the message text, **+xxx** refers to the relative position of a concatenated DD in relation to the first DD in the concatenated group (**ddn**).

**System Action:** The job is terminated.

**Programmer Response:** Probable user error. If possible, change the program so that fewer volumes need to be mounted at the same time.

**Problem Determination:** Table I, items 1, 3, 4, 7c, 29.

**IEF196I    text**

**Explanation:** The text portion of this message has been generated during the process of starting the Master Scheduler and/or a job entry subsystem and is the actual JCL and messages that would be generated for the start process. It is put out based on the MSGLEVEL specification in the JCL.

**System Action:** The text has been written to hardcopy to make it available for future reference. The message id that could follow message IEF196I should be consulted for a further explanation of why the specific message was issued.

**Programmer Response:** Look up the separate message if available.

**Problem Determination:** Table I, items 2, 29.

**IEF197I    SYSTEM ERROR DURING { ALLOCATION UNALLOCATION }**

**Explanation:** Allocation or unallocation error routines have been entered following a system failure that took place while this job was in allocation or unallocation. The system failure was one of the following:

- depression of the RESTART key
- machine check
- ABEND
- program check

**System Action:** If an ABEND occurred or a program check or depression of the RESTART key occurred, a dump is taken to the SYS1.DUMP data set and a record describing the error is written to the SYS1.LOGREC data set.

**Programmer Response:** Resubmit the job.

**Problem Determination:** Table I, items 1, 2, 3, 7a, 16, 28, 29.

**IEF201I    jji sss [ppp] - JOB TERMINATED BECAUSE OF CONDITION CODES**

**Explanation:** Step **sss** of job **jjj**, or cataloged procedure step **ppp**, terminated either normally or abnormally by issuing a RETURN or ABEND macro instruction that specified a completion code. This completion code satisfied a condition

test specified by a code and operator subparameter in the COND parameter of the JOB statement.

**Note:** This message does not appear if the condition code from the last step of the job satisfied a condition test.

**System Action:** The job was terminated, so the remaining steps in the job were not executed.

**Programmer Response:** If termination was intentional, no action is needed.

If termination was not intentional, do the following:

- Correct the error that caused the completion code to be issued by the problem program.
- Change the condition test specified in the COND parameter of the JOB statement, if the problem program contained no errors.
- Submit for execution the remainder of the job, including the problem program if it contained an error.

**Problem Determination:** Table I, items 1, 2, 4, 7c, 29.

**IEF202I    STEP - 'sss,' WAS NOT RUN BECAUSE OF cde**

**Explanation:** If **cde** is CONDITION CODES, a problem program terminated by issuing a RETURN macro instruction that specified a completion code. This completion code satisfied a condition test (specified by a code, operator, and job step name subparameter) in the COND parameter of an EXEC statement.

If **cde** is COND = ONLY, the COND parameter of an EXEC statement specified ONLY, but no previous job steps had abnormally terminated.

In the message text, **sss** is the job step name of the EXEC statement containing the COND parameter.

**System Action:** The job step specified by the succeeding EXEC statement was not executed. The remainder of the job was or was not executed, depending on the condition tests specified in the EXEC statement for each step.

**Programmer Response:** If termination was intentional, no action is needed.

If termination was not intentional, do the following:

- Correct the error that caused the completion code to be issued by the problem program.
- Change the condition test specified in the COND parameter of the succeeding EXEC statement, if the problem program contained no errors. Then execute the problem program, if it contained an error, and the job step that was not executed.

**Problem Determination:** Table I, items 1, 2, 4, 7c, 29.

**IEF209I    VIRTUAL STORAGE UNAVAILABLE FOR jji.sss.ppp**

**Explanation:** During execution of a checkpoint restart for procedure step **ppp** of step **sss** of job **jjj**, all or part of the virtual storage for the restart job was not available for one of the following reasons:

- A deferred restart was being performed but the virtual storage area requested was larger than the area used originally. Since the original area was adjacent to the link pack area, the virtual storage area could not be increased.
- A deferred restart was being attempted on a different system, or the same system, with different IPL parameters such that the system queue area occupied part or all of the required region area.
- A deferred restart was being performed, but after IPL the link pack area had expanded into the required virtual storage area.

**System Action:** Restart for job **jjj** is terminated.

**Operator Response:** Restart the system and run the job again. During system initialization, specify the same options as those used when the checkpoint was taken. If such a rerun fails or is



not feasible, report this message and circumstances to the system programmer.

*Programmer Response:* Probable user error. Request the use of a system known to be adequate for restart.

*Problem Determination:* Table I, items 1, 2, 7a, 29.

**IEF210I    jji sss [ppp] ddn[+xxx] - UNIT FIELD SPECIFIES  
INCORRECT DEVICE NAME**

*Explanation:* In a DD statement, the unit name subparameter in the UNIT parameter was invalid:

- The unit was not defined when the system was generated.
- If a cataloged data set was being referenced, the unit field in the catalog entry is incorrect.
- No UNIT parameter was supplied for a non-cataloged, non-passed data set.

In the message text, ddn is the data definition name in the name field of the DD statement.

*System Action:* The job was terminated.

*Programmer Response:* Probable user error. Correct the unit name subparameter, and submit the job again.

*Problem Determination:* Table I, items 1, 2, 4, 7c, 29.

**IEF211I    jji sss [ppp] ddn[+xxx] - DATA SET RESERVATION  
UNSUCCESSFUL**

*Explanation:* During allocation processing, data set reservation for a data set name was unsuccessful. The data set name type was a non-VIO, temporary, direct access data set name specified by user or one of the following situations occurred. These situations involve an attempt at data set reservation for a cataloged data set which, when located in a catalog, was found to have a name different from that specified by the user:

- REAL name of a data set for which the user specified an alias.
- Catalog-generated name for a relative GDG specified by the user.
- Each catalog-generated name for a GDG when user requests all levels of the GDG.

*System Action:* The job was terminated.

*Programmer Response:* Probable conflict in use (share vs. exclusive) of data set. Resubmit the job for processing.

*Problem Determination:* Table I, items 1, 2, 3, 4, 7c, 25d, 29.

**IEF212I    jji sss [ppp] ddn[+xxx] - DATA SET NOT FOUND**

*Explanation:* In processing a DD statement, the job scheduler found one of the following:

- The data set name in the DSNAMES parameter did not contain all the levels of qualification, making it impossible to locate the cataloged data set.
- The DCB parameter or the REF subparameter of the VOLUME parameter contained invalid information.
- The data set was not cataloged or passed.
- A level of index was either missing or incorrect in a generation data group.
- In a step, an attempt was made to receive a passed data set. However, a data set with the same name was previously received in this step.
- A data set cataloged in a user catalog was requested and there was no JOBCAT or STEPCAT DD in the JCL.

In the message text, ddn is the data definition name in the name field of the DD statement.

*System Action:* The job was terminated.

*Programmer Response:* Probable user error. If the data set name was specified incorrectly, correct it. If the DCB or VOLUME parameters were incorrect, correct them. If the data set was not cataloged, either catalog it or, on the DD statement, specify the volume serial number of the volume on which the data set resides. But, if the DD statement was correct, recatalog the data set.

*Problem Determination:* Table I, items 1, 2, 4, 7c, 25d, 29.

**IEF213I    jji sss [ppp] ddn[+xxx] - UNDETERMINED ERROR  
PROCESSING CATALOGED DATA SET**

*Explanation:* During allocation processing, an undetermined error was received from catalog management while attempting to retrieve volume and unit information for the data set name specified on DD statement ddn.

*System Action:* The job was terminated.

*Operator Response:* Probable system error. Report this message to the system programmer.

*Problem Determination:* Table I, items 1, 2, 3, 4, 7c, 25d, 29.

**IEF217I    jji sss [ppp] ddn[+xxx] - VOLUME CONTAINING  
PATTERN DSCB NOT MOUNTED**

*Explanation:* In a DD statement, the data set name in the DCB parameter specified a data set on a volume that was not mounted when the job was to be executed.

In the message text, ddn is the data definition name in the name field of the DD statement.

*System Action:* The job was terminated.

*Programmer Response:* Probable user error. Resubmit the job, making sure that the volume containing the data set is mounted before the job step is to be executed.

*Problem Determination:* Table I, items 1, 4, 7c, 25b, 29.

**IEF218I    jji sss [ppp] ddn[+xxx] - PATTERN DSCB RECORD  
NOT FOUND IN VTOC**

*Explanation:* In a DD statement, the data set name in the DCB parameter specified a data set that did not exist in the volumes specified or a model DSCB did not exist on the catalog volume for a GDG request.

In the message text, ddn is the data definition name in the name field of the DD statement.

*System Action:* The job was terminated.

*Programmer Response:* Probable user error. Check the volume table of contents (VTOC) for the data set control block (DSCB) specified in the DCB parameter on the volume pointed to by the catalog. If the request is for a generation data group member, check the catalog volume VTOC for a DSCB for the GDG group. Correct the error and rerun the job.

*Problem Determination:* Table I, items 1, 4, 7c, 25b, 29.

**IEF219I    jji sss [ppp] ddn[+xxx] - GDG GROUP NAME  
EXCEEDS 35 CHARACTERS**

*Explanation:* In DD statement ddn, the data set name in the DSNAMES parameter was a generation data group (GDG) name longer than the maximum length of 35 characters. The extra length made it impossible to obtain the data set name's final qualifications from the catalog.

In the message text, +xxx refers to the relative position of a concatenated DD to the first DD for the concatenated group.

*System Action:* The job was terminated.

*Programmer Response:* Probable user error. Change the generation data group name so that it does not exceed 35 characters, and rerun the job.

*Problem Determination:* Table I, items 1, 4, 7c, 25b, 29.

**IEF221I    jji sss [ppp] - PGM = \*.DD - REFERENCED STEP  
WAS NOT EXECUTED - OR DATA SET TYPE INVALID**

*Explanation:* In an EXEC statement, the name of the program to be executed was specified by a reference to the data definition name of a DD statement in a previous step of the job. One of the following occurred:

- The previous step, which contained the DD statement, was not executed because a condition test specified in the COND parameter of the step's EXEC statement was satisfied.
- The data set was not direct access or virtual access, or it was a subsystem data set (SYSIN, SYSOUT, etc.).

*System Action:* The job is terminated.

*Programmer Response:* Probable user error. In the EXEC statement that refers to the DD statement in the previous step, include the condition tests specified in the previous

step's EXEC statement or make sure that the data set is direct access or virtual access and not a subsystem data set. Then rerun the job.

*Problem Determination:* Table I, items 1, 3, 4, 7c, 29.

**IEF225D SHOULD jji.sss.ppp [checkid] RESTART**

*Explanation:* Automatic restart was requested by procedure step ppp of step sss of job jji and one of the following occurred:

- The step was abnormally terminated with a completion code that makes the step eligible to be restarted.
- The system failed.

If the checkpoint identification, checkid, is omitted in the message text, step restart was requested; if the checkpoint identification is present, checkpoint restart was requested.

*Operator Response:* If the checkpoint identification is the same as in a previous request for a restart by the same job, and if the job was previously terminated with the same completion code, it may be desirable to prevent another restart at the same checkpoint. Enter one of the following replies:

- REPLY xx,'YES' if automatic restart is to be authorized.
- REPLY xx,'NO' if automatic restart is to be denied, thus causing the system to dispose of data sets as if restart had not been requested.
- REPLY xx,'HOLD' if the job is to be held until the operator issues a RELEASE command, at which time automatic restart will be performed. (If it is desired to terminate the job, the CANCEL command should not be issued until after the RELEASE command has been issued.)

**IEF229I LRECL EXCEEDS 32K**

*Explanation:* The variable record extension (VRE) input or output logical record length exceeds 32,760 bytes. The output data set records were defined as variable spanned with machine code control characters, but the input records did not contain machine code control characters.

*System Action:* The External Writer closes its SYSOUT data set and ceases processing.

*Programmer Response:* If it is necessary to process records with a length greater than 32K bytes, do not request control characters for the External Writer's output data set unless control characters have been included in the input records.

*Problem Determination:* Table I, items 1, 2, 3, 13, 15, 29.

**IEF233A M ddd,ser,[labtyp],**  $\left. \begin{array}{l} \text{jjj} \\ \text{jjj,sss} \\ \text{jjj,sss,dsn} \\ \text{jjj,,dsn} \end{array} \right\}$

*Explanation:* M indicates that a volume is to be mounted on device ddd. The volume is required by job jji or, if applicable, step sss of job jji. (If this message is issued for a system task, sss will appear as a system task identifier.)

If a MONITOR DSNNAME command is active, the name, dsn, of a nontemporary data set requiring the volumes is also specified in the message text. The data set name will not be specified for data sets being deleted. If the data set name causes the message to exceed 70 characters, the data set name will appear on the second line of the message text.

- If ser is a 6-digit serial number, the volume with that serial number is to be mounted on device ddd.
- If ser is SCRTCH, a scratch volume is to be mounted. The scratch tape volume must have the type of label specified by labtyp: SL for standard label or standard user label, NSL for non-standard label, or NL for no label or by-pass label.
- If ser is PRIVAT, a scratch volume is to be mounted. It will be marked PRIVATE and demounted at the end of job jji.

- If ser begins with L, the volume to be mounted is unlabeled; the number after the L is an internal serial number assigned by the system to an unlabeled volume and is of the form xxxxy, where xxx is the data set number and yy is the volume sequence number for the data set.

*System Action:* The task waits for the volume to be mounted if the device is direct access. If a scratch volume is to be mounted, all other jobs requiring the same device group will not be allocated until the operator responds to this message.

*Operator Response:* For tape, if ser is SCRTCH, make sure that the file protect ring has been inserted in the volume.

Mount volume ser on the device; then ready device ddd. If a mount is requested for a device with non-removable volumes, ready the device in order to indicate that the volume is mounted. If the volume cannot be mounted, enter a CANCEL command to terminate job jji. Separate commands are necessary to cancel all jobs requiring volume ser.

**IEF233D M ddd,ser,[labtyp],**  $\left. \begin{array}{l} \text{jjj} \\ \text{jjj,sss} \\ \text{jjj,sss,dsn} \\ \text{jjj,,dsn} \end{array} \right\}$   
**OR RESPOND TO IEF455D MESSAGE**

*Explanation:* M indicates that a volume is to be mounted on device ddd. The mount is required for a dynamic allocation for step sss of job jji.

If a MONITOR command is active, the name, dsn, of a nontemporary data set requiring the volume is also specified in the message text. The data set name will not be specified for data sets being deleted. If the data set name causes the message to exceed 70 characters, the data set name will appear on the second line of the message text:

- If ser is a 6-digit serial number, the volume with that serial number is to be mounted on the device.
- If ser is SCRTCH, a scratch volume is to be mounted. A scratch tape volume must have the label type specified by labtyp: SL for standard label or standard user label, NL for no label or bypass label, or AL for ANSI label.
- If ser is PRIVAT, a private volume is to be mounted.
- If ser begins with an L, the volume to be mounted is unlabeled. The number after the L is an internal serial number assigned by the system in the form of xxxxy, where xxx is the data set number and yy is the volume sequence number for the data set.

*System Action:* The task waits for the volume to be mounted or for the operator to reply NO to message IEF455D. The job will not proceed until the operator responds to this message.

*Operator Response:* If the required volume is available, mount it and ready device ddd. If a mount is requested for a device with a non-removable volume, ready device ddd.

For tape, if ser is SCRTCH or PRIVAT, make sure the file protect ring has been inserted in the volume.

If for any reason the volume cannot be mounted, reply NO. A reply of NO to this message also serves as a reply of NO to any other mount message for step sss of job jji.

**IEF234E**  $\left. \begin{array}{l} \text{K} \\ \text{D} \\ \text{R} \end{array} \right\}$  ddd [,ser  $\left. \begin{array}{l} \text{PVT} \\ \text{PUB} \\ \text{STR} \end{array} \right\}$ ,  $\left. \begin{array}{l} \text{jjj} \\ \text{jjj,sss} \end{array} \right\}$  [,SPACE = prm]

*Explanation:* K indicates that the volume is to be demounted and returned to the library. R indicates that the volume on device ddd is to be demounted and retained near the computer for use in the near future; D indicates that the volume is to be demounted and used subsequently as a scratch volume:

- If ser is a 6-digit number, it is the serial number of the volume, which contains labels.



- If ser begins with L, the volume to be demounted is unlabeled; the number after the L is an internal serial number assigned by the system to an unlabeled volume and is of the form xxxxy, where xxx is the data set number and yy is the volume sequence number for the data set.
- If ser is absent from the message text, the volume is unlabeled and is not being passed between job steps.
- PVT, PUB, and STR refer to the type of volume that was used: private, public or storage.

If a DISPLAY SPACE command is active, the field SPACE = cccc,tttt,aaaa/yyyy,zzzz is specified where:

cccc  
Is the total number of free cylinders on the volume.

tttt  
Is the total number of tracks in addition to the free cylinders.

aaaa  
Is the areas or extents dividing the cylinders and tracks.

yyyy  
Is the maximum number of contiguous free cylinders of the largest extent within the total remaining space.

zzzz  
Is the number of tracks in addition to the free cylinders of the largest extent within the total remaining space.

If an error occurred during the listing of the parameters in the SPACE field, one of the following messages is specified:

- LSPACE-PERMANENT I/O ERROR
- LSPACE-NON-STANDARD OS VOLUME
- LSPACE-NOT A DIRECT ACCESS VOL
- LSPACE-INVALID PARAMETER
- LSPACE-UCB NOT READY

In the message text, jobname jjj may appear and step name sss will be given if a stepname was specified on the EXEC statement.

This message can occur if the volume does not have enough available space to meet an allocation request or if a data set already on the volume has the same name as the data set for which space is to be allocated.

**System Action:** The system will name the device as 'not READY'.

**Operator Response:** Demount the volume.

If K appeared, demount the volume and return it to the library.

If D appeared in the message text, use the volume later when a scratch volume is requested.

If R appeared, retain the volume near the computer. If it is not externally marked with its serial number, mark the 6-digit or internally assigned number on the volume. (The internally assigned number should appear externally on the volume in case a subsequent step needs the volume; for the subsequent mounting, the system will specify the volume by the internally assigned number.) In the message, jjj is the name of the job which needs the unit. When the job that has allocated the retained volume ends, message IEF4711 will be issued listing all retained volumes no longer needed by the job.

**Problem Determination:** If an error occurs again during the listing of the parameters in the SPACE field, see Table I, items 2, 7c, 29.

**IEF235D** jjj sss WAITING FOR VOLUMES, TO CANCEL WAIT REPLY 'NO'

**Explanation:** The system was unable to satisfy the volume requests for a data set in step sss of job jjj.

**System Action:** The initiator for step sss will enter a wait state until the requested volumes have been unallocated by terminating tasks and are available for use. Other jobs requiring the same volumes cannot go through allocation until

this wait has terminated and current allocation processing has completed.

**Operator Response:** If desired, reply 'NO' to cancel the wait. If the allocation was requested on a DD statement, the job will be terminated. If the allocation was requested dynamically, a return code will indicate to the requestor, that it was not successful.

**IEF236I** ALLOC. FOR jjj sss [ppp]

**Explanation:** This message identifies the job step and, if applicable, the cataloged procedure for which devices were being allocated. The IEF237I messages, which follow this message, describe the device allocations.

The devices were allocated for step sss of job jjj or for cataloged procedure ppp, which was executed by step sss of job jjj.

In response to a MONITOR JOBNAMEs command, this message will appear on the console only for the unit record devices being allocated.

**Operator Response:** None.

**IEF237I** ddd ALLOCATED TO ddn

**Explanation:** Device ddd is allocated to the data set defined in the DD statement whose name field contains ddn.

If ddd is DMY, then a DD DUMMY was allocated. If ddd is JES, a SYSIN or SYSOUT data set was allocated. If ddd is VIO, a paging space data set was allocated. If ddd is TRM, a terminal was allocated. If ddd is QNM, a QNAME data set was allocated.

In response to a MONITOR JOBNAMEs command, this message will appear on the console (only) for the unit record devices allocated to data sets.

**Operator Response:** Check the unit record device to make sure it is ready and has the proper input decks, cards, or forms.

**IEF238D** jjj - REPLY [DEVICE NAME][.] ['WAIT'] OR 'CANCEL'

**Explanation:** The system cannot complete the allocation for the current step of job jjj with the devices currently available. Devices are needed for one or more of the DD statements in the step for one of the following reasons:

- The DD statement specifically requested a unit or volume which is currently allocated to another job and is not shareable with this job.
- The devices which could be allocated for this DD statement are not online and/or they are currently in use by another job and are not shareable with this job.

This message permits the operator to respond to preceding message IEF488I or IEF489I (and IEF247I).

**System Action:** The system action depends on the operator's response as follows:

- A reply of WAIT requests the system to suspend processing for this job until the required units and/or volumes are released. The wait will not take effect, however, until all DD statements that require devices for case two above have been processed and the operator has responded to message IEF433D. Message IEF489I will be issued (or repeated) for any remaining DD statements, followed by message IEF247I (if applicable) and this message.
- A reply of a device name that appeared in the device list of message IEF247I will cause the system to place the device online and attempt to allocate using this device.
- A reply of CANCEL will cause the system to terminate the job without further attempts to complete the allocation.

If the reply was not valid for the options given in this message, message IEF490I is issued and this message repeated.



*Operator Response:* Refer to the installation procedure, choose one of the options given in this message, and enter the appropriate response as follows:

- REPLY xx,'ddd', where ddd is a device address that appeared in message IEF247I and can be brought online. If device ddd was listed as NOT ACCESSIBLE, a VARY CPU/CH/PATH command must precede the ddd response. (The DISPLAY MATRIX command will provide information concerning CPU and channel status.)
- REPLY xx,'WAIT' to cause the system to wait for devices and/or volumes to be freed.
- REPLY xx,'CANCEL' to terminate the job.

*Note:* One of the replies to this message must be entered before processing continues for this job. Although a CANCEL command may be issued, the command will not take effect until all the DD statements that still need devices have been processed. (The reply may be specified in either upper-case or lower-case letters.)

#### IEF240I    jji sss [ppp] - TASK I/O TABLE EXCEEDS 32K

*Explanation:* The Task I/O Table (TIOT), a system table built for each step, containing an entry for each DD statement and for each unit associated with a DD statement, has exceeded its maximum allowable size. The maximum number of DD statements per step is 1635, if each is associated with only one unit. The maximum is less if DD statements are associated with multiple units. See the publication VS2 System Programmer Library: Control Program Services for a discussion of the TIOT size algorithm.

The maximum may be exceeded either because too many DD statements and units are explicitly requested in the step JCL, or because the system has generated DD statements and units beyond what is explicitly requested.

Additional DD statements are generated when:

- All members of a generation data group are requested. A DD statement is generated for each member.
- A private catalog is needed to locate or catalog data set. A DD statement is generated for the catalog if it was not defined in a JOBCAT or STEPCAT DD statement.
- A VSAM data set requires multiple device types. A DD statement is generated for each additional device type.
- JOBCAT or JOBLIB DD statements are associated with the step. DD statements are generated for either.

The system sometimes increases the total number of units associated with a step by overriding JCL requests for volumes to share the same unit. This occurs when one of the volumes is not eligible for demounting:

- A volume has the permanently resident or reserved attribute.
- A volume is required by multiple DD statements (unless UNIT = AFF is specified for tape devices.)

*System Action:* The job is terminated.

*Programmer Response:* The total number of DD statements and units for the step must be reduced. If all data sets are not needed simultaneously, consider using dynamic allocation facilities.

*Problem Determination:* Table I, items 1, 3, 4, 7c, 13, 29.

#### IEF242I    ALLOC. FOR jji sss [ppp] AT ABEND

*Explanation:* In the JOB statement, the allocation MSGLEVEL = 0 was specified.

*System Action:* Since the problem program failed during execution, the system has overridden the previous specification and has assumed MSGLEVEL = 1.

Unit allocation messages IEF237I will follow this message.

*Programmer Response:* None.

#### IEF244I    jji sss [ppp] - UNABLE TO ALLOCATE nnn UNIT(S)           { AT LEAST nnn ALLOCATED UNIT(S) NEEDED           { AT LEAST nnn OFFLINE UNIT(S) NEEDED           { AT LEAST nnn ALLOCATED AND nnn OFFLINE           { UNIT(S) NEEDED

*Explanation:* The allocation for step sss of job jji cannot be completed with the devices currently available (online and not allocated). To recover from this situation a total of nnn units must be varied online and/or become unallocated. Note that this total may include allocated units containing volumes which must be moved to an eligible unit to satisfy the allocation requirements for this step.

If the second line of the message appears the system has determined the minimum number of allocated and/or offline units required.

*System Action:* The system issues more detailed messages about each of the DD statements in this step that require further allocation action. Messages IEF488I, IEF489I, and IEF247I can be issued following this message.

*Operator Response:* None.

#### IEF245I    jji sss [ppp] ddn[+xxx] - INCONSISTENT UNIT           NAME AND VOLUME SERIAL

*Explanation:* In a DD statement, the UNIT parameter specified a device type; either the SER subparameter of the VOLUME parameter specified the volume serial number of a volume that was mounted on a device of a type inconsistent with the device specified, or it specified the same volume serial number as another DD statement but an inconsistent device type. In the message text, +xxx refers to the relative position of a concatenated DD in relation to the first DD in the concatenated group ddn.

*System Action:* The job is terminated.

*Programmer Response:* Probable user error. Correct the erroneous parameter, and submit the job again.

*Problem Determination:* Table I, items 1, 3, 4, 7c, 29.

#### IEF246I    jji sss [ppp] ddn[+xxx] - INSUFFICIENT SPACE ON           STORAGE VOLUMES

*Explanation:* In a DD statement that requires a storage volume the SPACE parameter requested a greater quantity of tracks than was available on any eligible direct access storage volume.

In the message text, +xxx refers to the relative position of a concatenated DD in relation to the first DD in the concatenated group ddn.

*System Action:* The job is terminated.

*Programmer Response:* Probable user error. Check the track quantity of the SPACE parameter for validity. If it is incorrect, change it. Then submit the job again. Notify a system programmer at your installation of the problem.

#### IEF247I    jji ALLOCATION RECOVERY           [jji ddd-list OFFLINE]           jji ddd-list NOT ACCESSIBLE

*Explanation:* The system was unable to allocate a device to a data set, as required for job jji, and is attempting allocation recovery. In the message text, ddd-list is a listing of the devices.

In any system, device \*ddd is a device that is pending offline but which is currently online and possibly allocated to another job. If the operator replies to message IEF238D with this device address, the device will be allocated to job jji only if that device is eligible. When the device is not eligible, the message sequence IEF247I and IEF238D will be repeated if there is another device offline or pending offline. Note: A reply

IEF

of a device that is pending offline (to message IEF238D) counteracts the previously issued vary offline command. In any system, device ddd could be allocated if the operator could vary its status from offline to online. In the message text, the first line always appears. The second line appears for eligible devices that are currently offline or that are pending offline (that is, devices which a VARY offline command has recognized but has not completely processed, in which case ddd is preceded by an asterisk (\*); this line may appear more than once. The third line appears for eligible devices that are hierarchically offline (paths or CPU is offline); this line may appear more than once.

**System Action:** The system action depends on the operator response to message IEF238D, which follows this message.

**Operator Response:** Respond as indicated for message IEF238D, which follows this message.

**Note:** If you want to bring one of the devices that was listed as not accessible, online, you must issue the appropriate VARY command to bring the CPU or path to the device online before replying to message IEF238D.

**Programmer Response:** If the job was terminated, make any changes indicated by other messages, and submit the job again.

**IEF251I jji sss [ppp] - JOB CANCELLED (in SYSOUT)**

**IEF251I jji JOB CANCELLED (on console)**

**Explanation:** In response to a CANCEL command or a CANCEL response to message IEF238D, the system terminated job jji. In the SYSOUT message text, sss refers to the step and ppp to the cataloged procedure under which the job was running.

**Programmer Response:** Correct any errors indicated by any other messages, and submit the job again.

**Operator Response:** None.

**IEF253I jji sss [ppp] ddn[+xxx] - DUPLICATE NAME ON DIRECT ACCESS VOLUME**

**Explanation:** In DD statement ddn, the data set name in the DSNAMES parameter was the same as a data set name already in the volume table of contents (VTOC) for the requested direct access volume.

In the message text, +xxx refers to the relative position of a concatenated DD in relation to the first DD in the concatenated group ddn.

**System Action:** The job is terminated.

**Programmer Response:** Probable user error. If the data set being specified is a new data set, select a unique name for it. If the DD statement intended to specify the data set that is already on the direct access device, specify the OLD, SHR, or MOD subparameter in the DISP parameter. Then submit the job again.

**Problem Determination:** Table I, items 1, 3, 4, 7c, 25b, 29.

**IEF254I jji sss [ppp] ddn[+xxx] - NO SPACE IN VTOC**

**Explanation:** DD statement ddn requested space on a direct access volume for a new data set. The volume table of contents (VTOC) for the requested volume did not have the minimum number of format 0 data set control blocks (DSCB) required to allocate the data set.

In the message text, +xxx refers to the relative position of a concatenated DD in relation to the first DD in the concatenated group ddn.

**System Action:** The job is terminated.

**Programmer Response:** Probable user error. Submit the job again, requesting space on a different volume.

**Problem Determination:** Table I, items 1, 3, 4, 7c, 25b, 29.

**IEF256I jji sss [ppp] ddn[+xxx] - ABSOLUTE TRACK NOT AVAILABLE**

**Explanation:** In DD statement ddn, the ABSTR subparameter of the SPACE request is asking that the data set be allocated in absolute tracks. The requested tracks are not available.

In the message text, +xxx refers to the relative position of a concatenated DD in relation to the first DD in the concatenated group ddn.

**System Action:** The job is terminated.

**Programmer Response:** Probable user error. Check the beginning track address and quantity subparameters for validity. If they are correct, request different tracks or a different volume. Then resubmit the job.

**Problem Determination:** Table I, items 2, 7c, 25a, 29.

**IEF257I jji sss [ppp] ddn[+xxx] - SPACE REQUESTED NOT AVAILABLE**

**Explanation:** In DD statement ddn, the SPACE parameter requested a greater quantity of tracks than was available on the direct access volume requested.

In the message text, +xxx refers to the relative position of a concatenated DD in relation to the first DD in the concatenated group ddn.

**System Action:** The job is terminated.

**Programmer Response:** Probable user error. Check the track quantity of the SPACE parameter for validity. If it was incorrect, change it. If it was correct, change the request to a different volume. Then submit the job again.

**Problem Determination:** Table I, items 1, 3, 4, 7c, 25b, 29.

**IEF258I jji sss [ppp] ddn[+xxx] - INVALID RECORD LENGTH SPECIFIED IN SPACE PARAMETER**

**Explanation:** In DD statement ddn, the average record length subparameter in the SPACE parameter specified a length greater than the capacity of a track on the requested direct access device or volume.

**System Action:** The job is terminated.

**Programmer Response:** Probable user error. Reduce the lengths of the records to make the average length no greater than the track capacity of the device or specify a device with a greater track capacity. Then submit the job again.

**Problem Determination:** Table I, items 1, 3, 4, 7c, 29.

**IEF260I jji sss [ppp] ddn[+xxx] - WRONG DSORG OR DISP**

**Explanation:** During allocation of an indexed sequential data set, one of these error conditions was detected:

- A DD statement requiring that direct access space be obtained was found concatenated to a DD statement that indicated that the data set already existed.  
Example: A concatenated DD statement specifies DISP = (NEW,KEEP), and a preceding DD statement for an ISAM data set specified DISP = (OLD,KEEP). Note that secondary dispositions are not checked for consistency.
- A DD statement specifying DSORG = IS or ISU was found concatenated to a DD statement (for the same data set) that specified a DSORG other than IS or ISU.
- A unit other than direct access was specified on a DD statement that specified DSORG = IS or ISU. ISAM data sets can reside only on direct access devices.

In the message text, +xxx refers to the relative position of a concatenated ISAM DD statement in relation to the first DD for the ISAM data set ddn.

**System Action:** The job is terminated.

**Programmer Response:** Correct the DISP or DSORG parameters that are in error and run the job again.

**Problem Determination:** Table I, items 2, 7c, 29.

**IEF261I    jjj sss [ppp] ddn[+xxx] - NO PRIME AREA REQUEST FOR ISAM DATA SET**

*Explanation:* None of the DD statements defining an indexed sequential data set specify DSNAME = name(PRIME). In the message text, +xxx refers to the relative position of a concatenated ISAM DD statement in relation to the first DD for the ISAM data set ddn.

*System Action:* The job is terminated.

*Programmer Response:* Supply a DD statement that specifies DSNAME = name(PRIME). List the volume table of contents (VTOC) of each volume involved using the LISTCAT command. If the name of the data set appears in any VTOC, remove it using the DEFINE and DELETE commands. Then rerun the job.

*Problem Determination:* Table I, items 1, 4, 7c, 14, 29.

**IEF262I    jjj sss [ppp] ddn[+xxx] - PRIME AREA MUST BE REQUESTED BEFORE OVFLOW**

*Explanation:* The control program is unable to allocate the overflow area of a new indexed sequential data set because the overflow area request appears before the prime area request. That is, the control program read the DD statement specifying DSNAME = name(OVFLOW) before the DD statement specifying DSNAME = name(PRIME).

In the message text, +xxx refers to the relative position of a concatenated ISAM DD statement in relation to the first DD for the ISAM data set ddn.

*System Action:* The job is terminated.

*Programmer Response:* Probable user error. Insert the DD statement specifying DSNAME = name(PRIME) before the DD statement specifying DSNAME = name(OVFLOW). List the volume table of contents (VTOC) of each volume that will contain the data set using the LISTCAT command. If the name of this data set appears in any VTOC, remove it using the DEFINE and DELETE commands. Then rerun the job.

*Problem Determination:* Table I, items 1, 2, 4, 7c, 14, 29.

**IEF263I    jjj sss [ppp] ddn[+xxx] - SPACE REQUEST WRONG - MUST BE ON CYLINDER BOUNDARY**

*Explanation:* The SPACE parameter of a DD statement defining an indexed sequential data set is incorrect. In the absolute track request (ABSTR), the beginning address subparameter does not specify a cylinder boundary, or it does not specify, in tracks, an integral number of cylinders.

In the message text, +xxx refers to the relative position of a concatenated ISAM DD statement in relation to the first DD for the ISAM data set ddn.

*System Action:* The job is terminated.

*Programmer Response:* Probable user error. Correct the absolute track subparameter. List the volume table of contents (VTOC) of each volume that will contain the data set, using the LISTCAT command. If the name of this data set appears in any VTOC, remove it using the DEFINE and DELETE commands. Then rerun the job.

*Problem Determination:* Table I, items 2, 7c, 14, 29.

**IEF264I    jjj sss [ppp] ddn[+xxx] - DUPLICATION OF THE DSNAME ELEMENT INVALID - SAME AREA REQUESTED TWICE**

*Explanation:* Two DD statements defining the same indexed sequential data set are requesting space for the same area. Both DD statements specify the same element in the DSNAME parameter.

In the message text, +xxx refers to the relative position of a concatenated ISAM DD statement in relation to the first DD for the ISAM data set ddn.

*System Action:* The job is terminated.

*Programmer Response:* Probable user error. Eliminate one of the duplicating DD statements. List the volume table of contents (VTOC) of each volume that will contain the data set using the LISTCAT command. If the name of the data set appears in any VTOC, remove it using the DEFINE and DELETE commands. Then rerun the job.

*Problem Determination:* Table I, items 2, 7c, 14, 29.

**IEF266I    jjj sss [ppp] ddn[+xxx] - INVALID JFCB POINTER**

*Explanation:* During allocation, a JFCB pointer was found to have been zeroed.

In the message text, +xxx refers to the relative position of a concatenated DD in relation to the first DD in the concatenated group ddn.

*System Action:* The job is terminated.

*Programmer Response:* Probable system error. Rerun the job.

*Problem Determination:* Table I, items 1, 4, 7c, 29.

**IEF267I    jjj sss [ppp] ddn[+xxx] - DIRECTORY SPACE REQUEST IS LARGER THAN PRIMARY REQUEST**

*Explanation:* In DD statement ddn, the space requested for the directory was not allocated because the directory quantity subparameter of the SPACE parameter requested more space than the primary quantity subparameter.

In the message text, +xxx refers to the relative position of a concatenated DD in relation to the first DD in the concatenated group ddn.

*System Action:* The job is terminated.

*Programmer Response:* Probable user error. Reduce the directory quantity subparameter, or increase the primary quantity subparameter. Then rerun the job.

*Problem Determination:* Table I, items 1, 3, 4, 7c, 25b, 29.

**IEF272I    jjj sss [ppp] - STEP WAS NOT EXECUTED**

*Explanation:* The control program did not execute step sss of job jjj or cataloged procedure step ppp, for one of the following reasons:

- An error appeared in a job control statement.
- A previous step abnormally terminated, but the current step did not specify EVEN or ONLY in the COND parameter of the EXEC statement.
- The step was being executed or terminated when system restart was required. To confirm this reason, look for message IEF236I (ALLOCATION FOR jjj sss [ppp]) in the system output listing following SYSOUT data set information or following duplicate allocation messages for the step.
- The job step required input/output devices, volumes, or space that could not be allocated.
- The job containing the job step was cancelled by the operator before the job step was initiated. To confirm this, look for message IEF450I on the console listing with a 222 ABEND.

*System Action:* When a job control statement contained an error or where allocation could not be made, the job was terminated.

Where system restart was required, the remainder of the steps in the job were not executed.

*Programmer Response:* Probable user error. Correct any errors, and submit the job or job step again.

*Problem Determination:* Table I, items 1, 3, 4, 7c, 29.

**IEF273I    jjj sss [ppp] ddn[+xxx] - INVALID USER LABEL REQUEST**

*Explanation:* In DD statement ddn, a user label track was requested for a data set. However, the control program was unable to allocate space for the data set for one of the

following reasons:

- The DSORG subparameter of the DCB parameter specified PO or IS.
- The SPACE parameter included a directory quantity subparameter.

In the message text, +xxx refers to the relative position of a concatenated DD in relation to the first DD in the concatenated group ddn.

*System Action:* The job is terminated.

*Programmer Response:* Probable user error. In the first case, specify PS or DA in the DSORG subparameter of the DCB parameter. In the second case, delete the directory quantity subparameter of the SPACE parameter. Then resubmit the job.

*Problem Determination:* Table I, items 1, 3, 4, 7c, 29.

#### IEF2811 ddd NOW OFFLINE

*Explanation:* In response to a VARY command, device ddd has been placed offline.

*System Action:* Processing continues.

*Operator Response:* None.

#### IEF2821 ddd NOW UNLOADED

*Explanation:* In response to an UNLOAD command, the system has unloaded a volume from device ddd.

*System Action:* Processing continues.

*Operator Response:* None.

#### IEF2831 dsn NOT DELETED rc

VOL SER NOS = ser [z],ser [z],ser [z],ser [z],ser [z]  
VOL SER NOS = ser [z],ser [z],ser [z].

*Explanation:* A DD statement specified DELETE as the disposition of data set dsn, but the data set was not deleted from the volumes whose serial numbers, ser, are listed in the message text.

If the data set was not deleted from any of its volumes, the volumes listed are all of the volumes on which the data set resides. If the data set was partially deleted, message IEF2851 precedes this message in the SYSOUT data set and lists the volumes from which the data set was deleted.

- If ser is a 6-digit number, it is the serial number of the volume, which contains labels.
- If ser begins with a slash or L, the volume is unlabeled; the number after the slash or L is an internal serial number assigned by the system to an unlabeled volume. If ser begins with L, the number after the L is of the form xxxyy, where xxx is the data set number and yy is the volume sequence number for the data set.

Five volume serial numbers are listed per line until all the volumes involved are listed. The last volume serial number is followed by a period.

The 1-digit code, rc, explains why the data set was not deleted.

rc Explanation

- |   |  |
|---|--|
| 1 | The expiration date had not occurred. When the data set was created, the expiration date was specified by the EXPDT or RETPD subparameter in the LABEL parameter of the DD statement.  |
| 4 | No device was available for mounting during deletion.  |
| 5 | Too many volumes were specified for deletion; because of this, not enough storage was available to perform the specified deletion. Deletion may be accomplished in several job steps by specifying some of the volume serial numbers in each step. |
| 6 | Either no volumes were mounted or the mounted volumes could not be demounted to permit the remaining volumes to be mounted.  |

8 The SCRATCH routine returned a code, z, following each volume serial number explaining why the data set was not deleted from that volume. The values of z and their meanings are as follows:

- 1 - The data set was not found on the volume.
- 2 - The data set is security protected and the correct password was not given.
- 3 - The expiration date had not occurred. When the data set was created, the expiration date was specified by the EXPDT or RETPD subparameter in the LABEL parameter of the DD statement.
- 4 - An uncorrectable input/output error occurred in deleting the data set from the volume.
- 5 - The system was unable to have the volume mounted for deletion.
- 6 - The system requested that the operator mount the volume, but the operator did not mount it.
- 7 - The data set cannot be deleted because it is currently in use.
- 8 - Either the caller is not authorized by RACF to access the data set, or the data set DSCB indicates that it is RACF-defined but no profile exists for the data set in the RACF data set. (This code is generated only in systems containing the resource access control facility (RACF).)
- 9 - The data set is associated with one or more RACF-defined entities. (This code is generated only in systems containing the resource access control facility (RACF).)

The data set named dsn was deleted from the volumes whose serial number(s), ser, are listed in the message text.

*Programmer Response:* Corrective action depends on the value of rc and z:

- If rc is 1, do not attempt to delete the data set.
- If rc is 4, make sure that the correct volumes can be mounted.
- If rc is 4, delete the data set in several job steps.
- If rc is 6, make sure that the correct volumes can be mounted.
- If rc is 8 and
  - z is 1, make sure that the correct volumes can be mounted.
  - z is 2, supply the correct password.
  - z is 3, do not attempt to delete the data set.
  - z is 4, resubmit the job.
  - z is 5, make sure that the correct volumes can be mounted.
  - z is 6, make sure that the correct volumes can be mounted.
  - z is 7, do not specify SHR as the disposition for the data set.
  - z is 8, contact the installation RACF administrator to correct the problem by properly defining the data set or by providing correct RACF authorization.
  - z is 9, have the owners of the RACF-defined entities delete the profiles from the RACF data set.

*Operator Response:* None.

*Problem Determination:* Table I, items 1, 3, 4, 7c, 29.

#### IEF2851 dsn dsp

VOL SER NOS = ser,ser,ser,ser,ser  
VOL SER NOS = ser,ser,ser.

*Explanation:* The disposition, dsp, specified for the data set named dsn was accomplished for the volumes whose serial numbers, ser, are listed in the message text.

- If ser is blank, the volume is an unlabeled magnetic tape whose disposition is PASSED. The dsp is one of the following:

PASSED  
KEPT  
DELETED  
CATALOGED  
UNCATALOGED  
RECATALOGED  
SYSOUT  
SYSIN

- If ser is a 6-digit number, it is the serial number of the volume, which contains labels.

- If ser begins with L, the volume is unlabeled; the number after the L is an internal serial number assigned by the system to an unlabeled volume and is of the form xxxyy, where xxx is the data set number and yy is the volume sequence number for the data set.
- If no VOL SER line is issued, the system disposed of either a VIO data set or a JES data set.



Five volume serial numbers are listed per line until all the volumes are listed. The last volume serial number is followed by a period.

*Programmer Response:* None.

**IEF286I**    *jjj sss [ppp] ddn[+xxx] - DISP FIELD  
INCOMPATIBLE WITH DSNAME*

*Explanation:* The disposition specified in the DD statement does not agree with the status of the data set. The request was either a GDG request for a new data set that already exists, or a GDG request for an old data set that does not exist.

*System Action:* The job is terminated.

*Programmer Response:* Probable user error. Correct either the disposition specified or the relative generation level requested and rerun the job.

*Problem Determination:* Table I, items 1, 3, 4, 7c, 29.

**IEF287I**    *dsn dsp w  
VOL SER NOS = ser,ser,ser,ser,ser  
VOL SER NOS = ser,ser,ser.*

*Explanation:* The DISP parameter of a DD statement was CATLG or UNCATLG, but the system could not catalog or uncatalog the data set.

In the message text, dsn is the data set name and dsp is the disposition of the data set. If CATLG was specified in the DD statement, then dsp appears in the message text as NOT CATLGD (not cataloged) or NOT RECTLGD (not recataloged). If UNCATLG was specified in the DD statement, dsp appears in the message text as NOT UNCTLGD (not uncataloged).

- If ser is a 6-digit number, it is the serial number of the volume, which contains labels.
- If ser begins with L, the volume is unlabeled; the number after the L is an internal serial number assigned by the system to an unlabeled volume and is of the form xxxxy, where xxx is the data set number and yy is the volume sequence number for the data set.

Five volume serial numbers are listed per line until all volumes are listed. The last volume serial number is followed by a period.

The w explains why the data set was not cataloged or uncataloged:

*w Explanation*

- 1 A control volume or user catalog was required and a utility program must be used to catalog the data set.
- 2 The data set to be cataloged had previously been cataloged or the data set to be uncataloged could not be located, or no change was made to the volume serial list of a data set with a disposition of CATLG.
- 3 A specified index did not exist.
- 4 The data set could not be cataloged because space was not available in the catalog data set.
- 5 Too many volumes were specified for the data set; because of this, not enough storage was available to perform the specified cataloging.
- 6 The data set to be cataloged in a generation index is improperly named.
- 7 The data set to be cataloged was not opened and no density information was provided on the DD statement (for dual density tape requests only).
- 9 An uncorrectable input/output error occurred in reading or writing the catalog, or an incorrect password was given for writing the catalog. This code is also generated in systems containing the resource access control facility (RACF) if the user was denied access to the data set or to the catalog.
- A The VTOC of a DOS volume could not be converted to OS format.

*Programmer Response:* If w is 9 and the catalog is not security protected, resubmit the job.

If w is 9 and the catalog is security protected, resubmit the job and ensure the correct password is given for Msg. IEC301A.

If a RACF failure has occurred, contact the installation RACF administrator to get proper authorization.

If w is not 9, probable user error.

If w is 1, execute the required utility program, making sure the required control volume is mounted.

If w is 2, 3, or 6, correct the DSNAME parameter of the DD statement, and submit the job step again.

If w is 4, increase the size of the catalog data set or delete unused catalog entries, and use a utility program to catalog the data set.

If w is A, either scratch or move the split cylinder data set that is creating the error, and execute the job again.

*Problem Determination:* Table I, items 1, 3, 4, 7c, 29.

**IEF300I**    *ddd WTR CLOSED - SUBSYSTEM INTERFACE ERROR  
xxxx/yyyy*

*Explanation:* A serious error occurred either while the External Writer was attempting to obtain a SYSOUT data set from JES2 or while the External Writer was attempting to dynamically allocate a SYSOUT data set received from JES2. The xxxx/yyyy code indicates the error code the writer received.

*System Action:* The External Writer closed its output data set on device ddd and stopped itself.

*Operator Response:* Enter another START XWTR command.

*Problem Determination:* Table I, items 1, 2, 3, 4, 7a, 29.

**IEF301I**    *ddd WTR CLOSED*

*Explanation:* In response to a STOP command, the External Writer closed its output data set on device ddd and stopped itself.

*System Action:* The External Writer is no longer active.

*Operator Response:* None.

**IEF302A**    *ddd WTR WAITING TO START aaaaaaa FOR JOBID  
j*

*Explanation:* The External Writer is waiting for the operator to validate writer name aaaaaaa. The writer name was specified on a SYSOUT DD card in JOBID j.

*System Action:* The External Writer is in a wait state until it receives a response from the operator.

*Operator Response:* If the writer name is valid and is to be used by the External Writer, then enter REPLY xx,'U' and the External Writer will use the name. If the writer name is invalid and the External Writer is not to use the name and is to bypass this data set, enter REPLY xx,'N', or REPLY xx,'N,ccccccc' if the operator wishes the External Writer to use another writer name. Finally, if aaaaaaa is not valid and the operator wants the External Writer to use the IBM-supplied default writer name, enter REPLY xx,'D' and the External Writer will use the default writer name to write the data set.

**IEF303I**    *ddd WTR CLOSED - OUTPUT ERROR*

*Explanation:* The External writer closed its SYSOUT data set on device ddd and stopped itself, because of an uncorrectable input/output error while writing the data set. The data that was being written will be written on the device specified in the next START XWTR command that also specifies the data's selection criteria.

*Operator Response:* Enter another START XWTR command, specifying the same selection criteria of the data that was being written.

**Problem Determination: Table I, items 2, 13, 30.**





**IEF3071 ddd WTR CLOSED-OUTPUT DCB FAILED TO OPEN**

*Explanation:* While processing a START XWTR command, the system was unsuccessful in opening the system output data set. In the message text, ddd is the unit address of the device assigned to the writer.

*System Action:* The External Writer will terminate itself.

*Operator Response:* Restart the writer.

*Problem Determination:* Table I, items 2, 7a, 29.

**IEF3111 NOP - SETPRT PARAMETER LIST INVALID**

*Explanation:* When the External Writer issued the SETPRT macro to load the UCS/FCB buffer(s) on a 3211 printer for the input data set, no operation was performed because the SETPRT parameter list was not valid.

*System Action:* The External Writer stops processing the input data set and goes on to process other input data sets.

*Programmer Response:* Make sure that the UCS/FCB parameters are correctly specified on the DD statement.

*Problem Determination:* Table I, items 1, 2, 3, 15, 29.

**IEF3141 SYSIO**

*Explanation:* While an External Writer was writing a SYSOUT data set, one of the following was detected:

- An uncorrectable input/output error in reading the input data set.
- For an input data set containing blocked variable format records, a logical record that was too short; that is, less than 5 characters for blocked variable format with control characters or less than 4 characters for blocked variable format with no control characters.
- For an input data set containing fixed or fixed blocked records, the BLKSIZE or LRECL of the data is not the same as the BLKSIZE or LRECL which describe the attributes of the data set.

*System Action:* The External Writer stopped processing the input data set and will go on to process other input data sets.

*Programmer Response:* Probable user error. Make sure that the input data set does not have a blocked variable format record that is too short. Then recreate the data set by again executing the job step that produced it.

*Problem Determination:* Table I, items 1, 3, 4, 25b, of the volume containing the SYSOUT data set, 29.

**IEF3161 CCBAD**

*Explanation:* While an External Writer was writing a SYSOUT data set, an invalid machine control character was detected in the input data set. The External Writer could not translate the character into an ASA character.

*System Action:* The External Writer stops processing the input data set and goes on to process other input data sets.

*Programmer Response:* Probable user error. Make sure that the input data set contains valid control characters.

*Problem Determination:* Table I, items 1, 3, 4, 15, 29.

**IEF3181 jjj sss [ppp] ddn[+xxx] - 'UNIT = AFF' INVALID FOR REQUEST SPECIFYING NEW DIRECT ACCESS DATA SET**

*Explanation:* The AFF subparameter of the UNIT parameter was specified in a request for a new direct access data set. In the message text, ddn is the name of the DD statement defining the data set.

*System Action:* The job is terminated.

*Programmer Response:* Probable user error. If the data set is new, remove the AFF subparameter and ensure that the UNIT parameter specifies a unit address or unit type. Then run the job again.

*Problem Determination:* Table I, items 1, 4, 7c, 29.

**IEF3211 INVALID SEGMENT**

*Explanation:* In an input data set, a variable record extension (VRE) segment descriptor word is incorrect. For example, a beginning segment occurred before the end segment of the last logical record.

*System Action:* The External Writer closed its output data set and stopped itself.

*Programmer Response:* Probable user error. Make sure the segment descriptor words in the input data set are being created correctly. Then execute the job step again.

*Problem Determination:* Table I, items 1, 2, 3, 15, 29.

**IEF3221 NO FCB IMAGE-ID SPECIFIED FOR VERIFICATION**

*Explanation:* In response to a user request for verification of the FCB image on a 3211 printer, no image-id had been specified with the verification request.

*System Action:* The External Writer ignores the request for verification and continues with remaining requests.

*Programmer Response:* VERIFY should only be specified with the FCB image-ID to be verified. Make sure the FCB image-ID is correctly included following the FCB = keyword parameter on the DD statement.

*Problem Determination:* Table I, items 1, 3, 15, 29.

**IEF3231 NO FCB IMAGE-ID SPECIFIED FOR ALIGNMENT**

*Explanation:* In response to a user request for alignment of the FCB forms on a 3211 Printer, no image-ID had been specified with the alignment request.

*System Action:* The External Writer ignores the request for alignment and continues with remaining requests.

*Programmer Response:* ALIGN should only be specified with the FCB image-ID to be aligned. Make sure the FCB image-ID is correctly included following the FCB = keyword parameter on the DD statement.

*Problem Determination:* Table I, items 1, 2, 3, 15, 29.

**IEF3241 NO UCS IMAGE-ID SPECIFIED FOR VERIFICATION**

*Explanation:* In response to a user request for verification of the UCS image on a 3211 Printer, no image-ID had been specified with the verification request.

*System Action:* The External Writer ignores the request for verification and continues with remaining requests.

*Programmer Response:* VERIFY should only be specified with the UCS-ID to be verified. Make sure the UCS image-ID is correctly included following the UCS = keyword parameter on the DD statement.

*Problem Determination:* Table I, items 1, 2, 3, 15, 29.

**IEF3251 OPERATOR CANCELLED LOAD. UCS/FCB IMAGE-ID/CHAIN NOT AVAILABLE.**

*Explanation:* When the External Writer issued the SETPRT macro to load the UCS/FCB buffer(s) on a 3211 printer for the input data set, either the image could not be found in the image library (SVCLIB) or the requested chain was not available. Therefore, the operator canceled the load.

*System Action:* The External Writer stops processing the input data set and goes on to process other input data sets.

*Programmer Response:* Load the required image into the system library or respecify the image-ID on the DD card to use an image and chain available at the installation.

*Problem Determination:* Table I, items 1, 2, 3, 15, 29. Execute System Utility IEHLIST, LISTPDS DSNAME = image library on volume which contains the image library; save output.

**IEF326I PERMANENT I/O ERROR ON BLDL LOCATE ON UCS/FCB IMAGE IN SYSTEM LIBRARY**

*Explanation:* When the External Writer issued the SETPRT macro to load the UCS/FCB buffers on a 3211 printer for the input data set, a permanent I/O error was detected when the BLDL macro instruction was issued by data management to locate the character set image in the image library.

*System Action:* The External Writer closes its SYSOUT data set and automatically discontinues processing.

*Operator Response:* Enter another START XWTR command specifying the class name of the data that was being written.

*Problem Determination:* Table I, items 2, 29. Save associated output from XWTR. Execute system utility IEHLIST, LISTPDS, DSNNAME = image library on volume which contains the image library; save output.

**IEF327I WTR ddd CLOSED. PERMANENT I/O ERROR WHILE LOADING UCS/FCB BUFFER**

*Explanation:* When the External Writer issued the SETPRT macro to load the UCS/FCB buffer(s) on a 3211 printer for the input data set, a permanent I/O error persisted after two attempts were made to load the associated buffer.

*System Action:* The External Writer closes its SYSOUT data set on device ddd and stops itself.

*Operator Response:* Enter another START XWTR command, specifying the selection criteria of the data that was being written.

*Problem Determination:* Table I, items 2, 29. Save associated output from WXTR.

**IEF328I WTR ddd CLOSED. PERMANENT I/O ERROR ON UCS/FCB IMAGE VERIFICATION.**

*Explanation:* When the External Writer issued the SETPRT macro to load the UCS/FCB buffer(s) on a 3211 printer for the input data set, a permanent I/O error was detected when an attempt was made to display the character set image on the printer for visual verification.

*System Action:* The External Writer closes its SYSOUT data set on device ddd and stops itself.

*Operator Response:* Enter another START XWTR command, specifying the selection criteria of the data that was being written.

*Problem Determination:* Table I, items 2, 29.

**IEF329I WTR ddd CLOSED. OPERATOR CANCELLED LOAD. INCORRECT UCS/FCB IMAGE DISPLAYED FOR VERIFICATION.**

*Explanation:* When the External Writer issued the SETPRT macro to load the UCS/FCB buffers on 3211 printer for the input data set, the operator cancelled the load because an incorrect image was displayed on the printer for visual verification.

*System Action:* The External Writer closes its SYSOUT data set on device ddd and stops itself.

*Programmer Response:* Insure that the requested train contains the graphics necessary to print the image-ID specified and that the image-ID and desired verification image are correctly defined.

*Problem Determination:* Table I, items 1, 2, 3, 15, 29.

**IEF331I WTR ddd CLOSED. SETPRT NOP-UNCORRECTABLE OUTPUT ERROR ON PREVIOUS OPERATION.**

*Explanation:* When the External Writer issued the SETPRT macro to load the UCS/FCB buffers on a 3211 printer for the input data set, no operation was performed due to an uncorrectable error in a previously initiated output operation.

*System Action:* The External Writer closes its SYSOUT data set on device ddd because of the uncorrectable output error, and stops itself.

*Operator Response:* Follow action specified for those companion messages which describe the nature of the uncorrectable error. Enter another START XWTR command, specifying the selection criteria of the data that was being written.

*Problem Determination:* Table I, items 2, 29. Save associated output from WTR.

**IEF361I jjj sss [ppp] - UNABLE TO ALLOCATE/OPEN PRIVATE CATALOG OR ALLOCATE CVOL**

*Explanation:* The system was unable to either allocate or open a required private catalog or allocate a control volume to resolve volume and unit requirements for a cataloged data set.

*System Action:* The job is terminated.

*Programmer Response:* List the system catalog to obtain further information about your private catalog.

*Problem Determination:* Table I, items 1, 2, 3, 4, 7c, 29.

**IEF362I jjj sss [ppp] - UNABLE TO CLOSE/UNALLOCATE PRIVATE CATALOG OR UNALLOCATE CVOL**

*Explanation:* The system was unable to unallocate or close a private catalog or unallocate a control volume which was needed to resolve volume and unit information for a cataloged data set.

*System Action:* The job is terminated.

*Programmer Response:* List the system catalog to obtain further information about your private catalog.

*Problem Determination:* Table I, items 1, 2, 3, 4, 7c, 29.

**IEF363I jjj sss [ppp] - INSUFFICIENT REAL OR VIRTUAL STORAGE FOR PROCESSING CATALOGED DATA SET**

*Explanation:* An attempt was made to retrieve volume and unit information for a cataloged data set, however, insufficient real or virtual storage was available to contain the retrieved information.

*System Action:* The job is terminated.

*Programmer Response:* Resubmit the job for processing.

*Problem Determination:* Table I, items 1, 3, 4, 7c, 29.

**IEF364I jjj sss [ppp] - PERMANENT I/O ERROR PROCESSING CATALOGED DATA SET**

*Explanation:* An unrecoverable I/O error occurred when attempting to retrieve volume and unit information from the catalog.

*System Action:* The job is terminated.

*Operator Response:* Probable system error. Report this message to the system programmer.

*Problem Determination:* Table I, items 1, 2, 3, 4, 7c, 29.

**IEF365I jjj sss [ppp] ddn[+xxx] - INVALID REFERENCE TO A GENERATION DATA GROUP NAME**

*Explanation:* In the message text, ddn is the name of a DD statement which contained either VOL = REF = dsn or DCB = dsn where dsn is the name of a generation data group.

*System Action:* The job is terminated.

*Programmer Response:* Change the DD statement so that the referenced dsn is not the name of a generation data group.

*Problem Determination:* Table I, items 1, 2, 4, 7c, 29.

**IEF3661    jjj sss [PPP] ddn[+xxx] - RELATIVE GENERATION NUMBER SPECIFIED FOR GDG CONTAINS SYNTAX ERROR**

*Explanation:* In a DD statement, the relative generation number specified for a GDG in the dsname parameter contained a syntax error. One of the following guidelines was violated:

- The first character of a relative generation number must be +, -, or 0.
- A relative generation number prefaced with a + or - must be 1 or greater.
- A relative generation number cannot exceed 255.
- All characters of a relative generation number must be numeric (0-9).
- A relative generation number must be expressed in 1-3 numeric characters. It may be prefaced by a + or -, for example +101,-002,+4,-09,000.

*System Action:* The job is terminated.

*Programmer Response:* Probable user error. Correct the relative generation number and resubmit the job.

*Problem Determination:* Table I, items 1, 3, 4, 7c, 29.

**IEF3671    jjj sss [ppp] - I/O ERROR OBTAINING PATTERN DSCB**

*Explanation:* An uncorrectable I/O error occurred while attempting to obtain a data set control block (DSCB).

*System Action:* The job is terminated.

*Programmer Response:* Probable system error. None.

*Problem Determination:* Table I, items 1, 2, 4, 7c, 29.

**IEF369D    jjj,sss INVALID REPLY - MOUNT VOLUME OR REPLY 'NO'**

*Explanation:* The operator gave an invalid reply to message IEF455D. The only acceptable reply to that message is NO.

*System Action:* The task waits for the volume to be mounted or a reply of NO.

*Operator Response:* Either mount the volume requested in message IEF455D or reply NO to this message.

**IEF3711    - jjj sss [ppp] ddn [+xxx] - TELECOMMUNICATION DEVICE NOT ACCESSIBLE**

*Explanation:* DD statement ddn requested a telecommunication device for which no path is available by which the system can gain access. The device was requested either explicitly (UNIT = 020) or by line group (UNIT = (TERMx = n)) and one of the first n devices in the group was not available.

*System Action:* The job is terminated.

*Programmer Response:* Make sure that the necessary devices are accessible (by issuing the appropriate VARY commands) and rerun the job.

*Problem Determination:* Table I, items 1, 4, 29.

**IEF3721    jjj sss [ppp] ddn[+xxx] - VOLUME FIELD CONTAINS REFERENCE TO A DD NOT PREVIOUSLY RESOLVED**

*Explanation:* In a DD statement (ddn in the message text), the VOLUME parameter contains a reference to a DD statement in a previous step. However, the previous step, which contains the referenced DD statement, was not executed because the condition test specified by the COND parameter of that step was satisfied.

*System Action:* The job was terminated.

*Programmer Response:* Probable user error. Include the same condition test specified in the EXEC statement of the step being referenced by ddn in the EXEC statement of the step containing DD statement ddn.

*Problem Determination:* Table I, items 2, 4, 7c, 29.

**IEF3731    STEP/sss/START yyddd.hhmm**

*Explanation:* At step termination for SMF, this message indicates the time and date that step sss was started. In the message text, yy specifies the year, ddd specifies the day of the year (001-366), hh specifies the hour (00-23), and mm specifies the minute (00-59).

*Programmer Response:* None.

```
IEF3741    STEP/sss/STOP yyddd.hhmm
           CPU xxxxMIN xx.xx        SEC
           SRB xxxxMIN xx.xx        SEC
           REAL/VIRT xxxx K        SYS    xxxx K
```

*Explanation:* At step termination for SMF, this message indicates the time and date that step sss was terminated, the step problem program CPU and SRB time, and the total storage used.

In the message text, yy specifies the year, ddd specifies the day of the year (001-366), hh specifies the hour (00-23), and mm specifies the minute (00-59). For the CPU and SRB time, xxxxMIN specifies the minute and xx.xxSEC specifies the second (in seconds and hundredths of a second). REAL/VIRT xxxx K indicates the amount of storage used in the low address portion of the private area and SYS xxxx K indicates that part used from the top. The word REAL will be used if ADDRSPC = REAL was specified, otherwise, VIRT will be used.

*Programmer Response:* None.

**IEF3751    JOB/|jjj/START yyddd.hhmm**

*Explanation:* At job termination for SMF, this message indicates the time and date that job jjj was started.

In the message text, yy specifies the year, ddd specifies the day of the year (001-366), hh specifies the hour (00-23), and mm specifies the minute (00-59).

*Programmer Response:* None.

```
IEF3761    JOB/|jjj/STOP yyddd.hhmm CPU xxxxMIN xx.xxSEC
           SRB xxxxMIN xx.xxSEC
```

*Explanation:* At job termination for SMF, this message indicates the time and date that job jjj was terminated and the job problem program CPU and SRB time.

In the message text, yy specifies the year, ddd specifies the day of the year (001-366), hh specifies the hour (00-23), and mm specifies the minute (00-59). For the CPU and SRB time, xxxxMIN specifies the minute and xx.xxSEC specifies the second (in seconds and hundredths of a second).

*Programmer Response:* None.

**IEF382A    ddd WTR WAIT DUE TO PAUSE**

*Explanation:* In response to a MODIFY command with a PAUSE = DATASET parameter, the External writer is waiting before starting to write a SYSOUT data set on device ddd. The previous data set or messages are completed; that is, all lines or cards have been printed or punched and completely checked.

*Operator Response:* Perform any desired actions on device ddd; then enter REPLY xx,'y' where y is any single character. This reply causes the writer to begin processing the data set.

**IEF383A    ddd WTR, CHANGE FORM TO nnnn**

*Explanation:* The External Writer is waiting for the operator to change the forms on device ddd to form number nnnn. This message appears only when a data set to be printed or punched needs forms different from the forms used for the data set just printed or punched by the External Writer.

The previous data set or messages are completed; that is, all lines have been printed or punched and completely checked.

**Operator Response:** Change the forms to form number nnnn;  
then enter REPLY xx,'y' where y is any single character. This  
reply causes the writer to begin processing the data set.





**IEF402I jji TERMINATED - FAILURE IN ADDRESS SPACE z**

*Explanation:* An abnormal memory termination has occurred in the memory with the address space identifier of z. The address space and job will terminate.

*System Action:* Job jji or command cm and address space z are terminated. If the jobname was not available then jji will be either START, MOUNT, or LOGON COMMAND. If the system cannot determine which command was issued, then COMMAND will appear as jji.

*Operator Response:* Reissue the START or MOUNT command if a START or MOUNT command failed.

*Programmer Response:* Resubmit the job.

*Problem Determination:* Table I, items 1, 2, 3, 7a, 16, 18, 29.

**IEF403I jji-STARTED [-TIME = hh.mm.ss]**

*Explanation:* In response to a MONITOR command with JOBNAMES in its operand, this message indicates that the system has begun processing the job named jji.

If T is also specified in the operand of the MONITOR command, then the time of day appears, where hh specifies the hour (00-23), mm specifies the minute (00-59), and ss specifies the second (00-59). The time, if specified, does not necessarily correspond to any time accounting time stamp.

*Operator Response:* None. However, if the job should not be executed at this time, issue a CANCEL command and the job will be bypassed.

**IEF404I jji-ENDED [-TIME = hh.mm.ss]**

*Explanation:* In response to a MONITOR command with JOBNAMES in its operand, this message indicates that job jji has terminated.

*Note:* If job jji has been cancelled by the operator and not by the system, this message will not be issued.

If T is also specified in the operand of the MONITOR command, then the time of day appears, where hh specifies the hour (00-23), mm specifies the minute (00-59), and ss specifies the second (00-59).

*Operator Response:* None.

**IEF417I PROCLIB DEVICE I/O ERROR READING FOR JOB jji**

*Explanation:* During the processing of a request for a cataloged procedure, an input/output error occurred in reading or searching the SYS1.PROCLIB data set.

*System Action:* Job jji, which was being processed, was terminated. If the error occurred in reading the procedure library, the job scheduler also wrote message IEF603I in the SYSOUT data set; if the error occurred in searching the procedure library, the job scheduler also wrote message IEF614I in the SYSOUT data set.

*Operator Response:* Reenter job jji through the input stream.

*Problem Determination:* Table I, items 1, 2, 4, 7c, 29.

**IEF430I RESTART STEP NOT FOUND jji**

*Explanation:* During execution of a deferred restart for job jji, it was found that the RESTART parameter of the JOB statement specified a step name that could not be found either in the resubmitted deck or in the specified cataloged procedure.

*System Action:* Restart for job jji is terminated.

*Operator Response:* None.

**IEF433D jji - WAIT REQUESTED -- REPLY 'HOLD' OR 'NOHOLD'**

*Explanation:* The operator has requested that the allocation for job jji wait until the units and/or volumes necessary to complete the allocation are free. The allocation can release the

devices that have already been allocated to job jji and cannot be shared with other jobs or the devices can be held (remain allocated) until the job can be completely allocated.

*System Action:* The system action depends on the operator's response as follows:

- If the reply is HOLD, the system will not release any of the devices which have already been allocated to this job before it waits for the required units or volumes.
- If the reply is NOHOLD, the system will release those devices which have been allocated to this job, but which cannot be shared with other jobs.

*Operator Response:* Refer to the installation procedures and enter the desired response as follows:

- Reply xx,'HOLD' to have the system wait while holding the devices already allocated.
- Reply xx,'NOHOLD' to have the system release the devices which are not shareable before it waits.

*Note:* The reply may be specified in either upper-case or lower-case.

**IEF434D jji - INVALID REPLY. REPLY 'HOLD' OR 'NOHOLD'**

*Explanation:* The operator's reply to message IEF433D was not recognized as a valid option.

*System Action:* This message is repeated until a valid reply is received at which time the system will take the same action as specified for message IEF433D.

*Operator Response:* Probable user error. Make sure that the response to message IEF433D is either HOLD or NOHOLD and that it is spelled correctly. Enter the correct response as specified for message IEF433D.

**IEF438I SUBTASK OF ddd TERMINATED. SYSTEM COMPLETION CODE cde**

*Explanation:* Either a user-written writer or the IBM-supplied writer subtask of the External Writer abnormally terminated; therefore, the External Writer was unable to print or punch the SYSOUT data set. In the message text, ddd is the applicable unit name and cde is the completion code, in hexadecimal.

*System Action:* The External Writer terminated.

*Operator Response:* Enter another START XWTR command if anymore SYSOUT data sets are to be processed by the External Writer.

**IEF447I AMP KEYWORD keywd IS INVALID STEP WAS NOT EXECUTED**

*Explanation:* An invalid keyword keywd was specified on the AMP JCL parameter.

*System Action:* The job is terminated. The remaining job control statements for the job are scanned for syntax errors.

*Programmer Response:* Probable user error. Specify a valid keyword on the AMP JCL statement; then resubmit the job.

*Problem Determination:* Table I, items 1, 2, 7a, 13, 29.

**IEF448I AMP KEYWORD keywd VALUE val IS TOO LARGE STEP NOT EXECUTED**

*Explanation:* The value val specified for the AMP keyword keywd was larger than the maximum value allowed.

*System Action:* The job is terminated. The remaining job control statements for the job are scanned for syntax errors.

*Programmer Response:* Probable user error. Specify a value that is less than or equal to the maximum value allowed; then resubmit the job.

*Problem Determination:* Table I, items 1, 2, 7a, 13, 29.

**IEF449I AMP KEYWORD keywd REQUIRES A DECIMAL VALUE STEP NOT EXECUTED**

*Explanation:* The value specified for the AMP keyword keywd was not a decimal value.

*System Action:* The job is terminated. The remaining job control statements for the job are scanned for syntax errors.

*Programmer Response:* Probable user error. Specify a decimal value for the AMP keyword keywd; then resubmit the job.

*Problem Determination:* Table I, items 1, 2, 7a, 13, 29.

**IEF450I jji sss [ppp] - ABEND**

**{ Scde  
Ucde  
Scde Ucde }**

**TIME = hh.mm.ss**

*Explanation:* A job step was abnormally terminated during (1) step sss of job jji, or (2) step ppp, which is part of a cataloged procedure called by step sss of job jji. The first format of the message indicates that the job step was abnormally terminated by the control program; Scde, the completion code, is in hexadecimal. The second format of the message indicates that the job step was terminated by the problem program; Ucde, the completion code, consists of 4 decimal digits.

This message also indicates the time of day, where hh specifies the hour (00-23), mm specifies the minutes (00-59), and ss specifies the second (00-59).

*Operator Response:* None.

**IEF451I jji sss [ppp] - ENDED BY CC cde[-TIME = hh.mm.ss]**

*Explanation:* A condition test specified in the COND parameter of a JOB statement was satisfied by the completion code cde for (1) step sss of job jji, or (2) step ppp, which is part of a cataloged procedure called by step sss of job jji. Completion code cde consists of 4 decimal digits. This message is routed to any console which issued a MONITOR command with JOBNAMES in its operand.

*System Action:* The job named jji was terminated.

*Operator Response:* None.

**IEF452I { jji  
JOBFAIL } - JOB NOT RUN - JCL ERROR  
{ ppp }**  
**[- TIME = HH.MM.ss]**

*Explanation:* If a jobname appears in the message text, the converter or interpreter detected an error in a job control statement, or the job was canceled while on the input queue. If the error was detected on a JOB statement, JOBFAIL will appear.

This message will also be written if one of the following is true:

- Either message IEF099I or message IEF092I was issued and the operator canceled the job while it was waiting.
- jji was a TSO foreground job, therefore, it could not wait for data sets.
- Message IEF173I was issued for a step other than the first step of the job.

If a cataloged procedure name (ppp) appears, the procedure was specified in the first operand of a START command. In this case, either the procedure was not found in the system procedure library (SYS1.PROCLIB) or, if found, the procedure had an error in a job control statement. Message IEE132I will always follow this message.

The actual error message appears in the system output (SYSOUT) data set.

In response to a MONITOR JOBNAMES,T command, this message also indicates the time of day, where hh specifies the

hour (00-23), mm specifies the minute (00-59), and ss specifies the second (00-59).

*System Action:* If jji was canceled by the operator, all steps of the job, beginning with the step currently being processed, will be terminated. Otherwise, the job will not be initiated; no steps will be executed. If ppp appears, the START command will not be executed.

*Operator Response:* If jji appears, none. If ppp appears, either reenter the START command with the correct procedure name, or, if the procedure name is correct, have the system programmer check the procedure for errors.

*Problem Determination:* Table I, items 1, 2, 3, 4, 7c, 29.

**IEF453I jji - JOB FAILED - JCL ERROR  
[- TIME = hh.mmm.ss]**

*Explanation:* In a job control statement, an error was detected by the initiator. This message is routed to any console which issued a MONITOR command with JOBNAMES in its operand. If T is specified in the MONITOR JOBNAMES command, this message also indicates the time of day, where hh specifies the hour (00-23), mm specifies the minute (00-59), and ss specifies the second (00-59).

*System Action:* The job named jji was terminated.

*Operator Response:* None.

**IEF455D MOUNT ser ON ddd FOR jji,sss OR REPLY 'NO'**

*Explanation:* Message IEF233D which requested a mount of volume ser on device ddd has been issued. Either mount the volume or reply 'NO' to this message.

*System Action:* The task waits for the volume to be mounted or for a reply of 'NO'. The job cannot be terminated until the operator responds to this message or to message IEF233D.

*Operator Response:* Mount the volume as instructed in message IEF233D or reply 'NO'.

**IEF456I jji sss [ppp] - DEVICE ALLOCATION UNABLE TO ESTABLISH ESTAE ENVIRONMENT**

*Explanation:* ESTAE protection could not be established for either device allocation or unallocation processing. An attempt was made to issue the ESTAE macro, but it was unsuccessful.

*System Action:* The job is terminated.

*Programmer Response:* Resubmit the job.

*Problem Determination:* Table I, items 1, 7d, 13, 29.

**IEF458D jji sss WAITING FOR DATASET. TO CANCEL WAIT REPLY 'NO'.**

*Explanation:* An authorized dynamic allocation requires a data set that is in use by another job.

*System Action:* Dynamic allocation waits for the data set to become available or for a reply of NO.

*Operator Response:* If you do not want dynamic allocation to wait for the data set, reply NO then the dynamic allocation request is failed.

**IEF465I jji sss [ppp] - UNABLE TO ALLOCATE SUBSYSTEM DATA SET**

*Explanation:* A SYSOUT or SYSIN data set for step sss of job jji or cataloged procedure step ppp could not be allocated.

Either the subsystem is inoperative or a system error occurred.

*System Action:* The job is terminated.

*Programmer Response:* Probable system error. None.

*Problem Determination:* Table I, item 2, 3, 4, 13, 29.



**IEF4661    jji sss [ppp] ddn[+xxx] - UNABLE TO RECOVER FROM DADSM FAILURE**

*Explanation:* A scratch volume was required by several DD statements in step sss of job jji or cataloged procedure step ppp. When attempting to do DADSM on the volume for DD statement ddn, an error occurred. Allocation, therefore, attempted to scratch data sets that had been allocated to the volume for previous DD statements in the step so that a new volume could be tried. The scratch attempt failed. In the message text, +xxx refers to the relative position of a concatenated DD to the first DD in the concatenated group.  
*System Action:* The job is terminated.  
*Programmer Response:* Probable system error. Resubmit the job.  
*Problem Determination:* Table I, items 1, 7c, 13, 29.

**IEF4671    jji sss [ppp] ddn[+xxx] - UNITS REQUIRED NOT CURRENTLY AVAILABLE - WAITING NOT ALLOWED**

*Explanation:* The unit requested in the UNIT = parameter of DD statement ddn in step sss of job jji or cataloged procedure step ppp was in use by another job. Waiting for the unit to become available was not allowed.  
Examples of instances when waiting is not allowed are:  
• For telecommunications lines.  
• For TSO users at LOGON time.  
In the message text, +xxx is the relative position of a concatenated DD in relation to the first DD in the concatenated group.  
*System Action:* The job is terminated.  
*Programmer Response:* Try resubmitting the job or logging on again when the volume is available.  
*Problem Determination:* Table I, items 2, 13, 29.

**IEF4681    jji sss [ppp] - INSUFFICIENT REAL OR VIRTUAL STORAGE FOR UNALLOCATION**

*Explanation:* Unallocation for step sss of job jji or cataloged procedure step ppp was unable to obtain sufficient storage for processing.  
*System Action:* The job is terminated.  
*Programmer Response:* Check the SYSOUT listing to determine if any of the data sets created in job jji which should have been deleted were not. If necessary, delete these data sets. Then, resubmit the job.  
*Problem Determination:* Table I, items 1, 3, 4, 7c, 29.

**IEF4691    jji sss [ppp] DATA SETS HAVE NOT BEEN RELEASED**

*Explanation:* Data sets which were eligible to be released at the end of step sss or cataloged procedure step ppp could not be released. They will be released at the end of job jji.  
*System Action:* Data sets are released at the end of the job.  
*Programmer Response:* None.

**IEF4701    jji sss [ppp] - UNALLOCATION FAILED**

*Explanation:* Unallocation processing was unable to complete for step sss of job jji or cataloged procedure step ppp.  
*System Action:* The job is terminated.  
*Operator Response:* Probable system error. None.  
*Problem Determination:* Table I, items 1, 3, 13, 29.

**IEF471E    FOLLOWING RETAINED VOLUMES NO LONGER NEEDED BY jji ser,ser,....,ser.**

*Explanation:* Message IEF234E was issued telling the operator to retain certain volumes near the computer. These volumes need no longer be retained. In the message text, ser is the volume serial of the volume(s) that need no longer be retained.

*System Action:* Processing continues.  
*Operator Response:* Return the volumes listed in the message to the appropriate library or pool.

**IEF472I    jji sss [ppp] - COMPLETION CODE - SYSTEM = cde USER = cde**

*Explanation:* Step sss of job jji or cataloged procedure step ppp has terminated abnormally. In the message text, cde is the system completion code or the user completion code.  
*System Action:* The task is terminated.  
*Operator Response:* None.

**IEF473I    jji sss [ppp] - ERROR ATTEMPTING TO SELECT OPTIMUM DEVICE FOR ALLOCATION**

*Explanation:* An optimum device could not be selected by the System Resources Manager for step sss of job jji or cataloged procedure step ppp.  
*System Action:* The job is terminated.  
*Programmer Response:* Probable system error. Try resubmitting the job.  
*Problem Determination:* Table I, items 13, 29.

**IEF474I    jji sss ppp ddn[+xxx] - UNIT OR VOLUME IN USE BY SYSTEM FUNCTION - CANNOT BE ALLOCATED**

*Explanation:* A volume or unit requested by DD statement ddn in step sss of job jji or cataloged procedure step ppp could not be allocated because it was in use by a system function such as OLTEP, DSS, or a system utility.  
In the message text, +xxx refers to the relative position of a concatenated DD to the first DD in the concatenated group.  
*System Action:* The job is terminated.  
*Programmer Response:* Probable user error. Resubmit the job when the system function has completed.  
*Problem Determination:* Table I, items 1, 2, 13, 29.

**IEF475I    jji sss [ppp] ddn[+xxx] - VOL ON INELIGIBLE PERMRRES OR RSVD UNIT**

*Explanation:* DD statement ddn in step sss of job jji or cataloged procedure step ppp has requested a volume that cannot be allocated. The volume is non-removable and is mounted on a device type which is not included in the set of devices eligible to the device type specified in the UNIT parameter of ddn.  
In the message text, +xxx refers to the relative position of a concatenated DD to the first DD in the concatenated group.  
*System Action:* The job is terminated.  
*Programmer Response:* Probable user error. Check the UNIT and VOLSER parameters to make sure that they are correct.  
*Problem Determination:* Table I, items 1, 2, 13, 29. Have a list of the permanently resident and reserved devices available.

**IEF476I    jji sss [ppp] ddn[+xxx] - OVERLAPPING DATA SETS IN VTOC**

*Explanation:* The system attempted to allocate space for DD statement ddn on a volume for step sss of job jji or cataloged procedure step ppp. The space management routines were interrupted during a previous allocation or deallocation before completing the updating of the volume table of contents (VTOC). This caused the VTOC conversion routine to be called for this space allocation. The VTOC conversion routine was unable to convert the VTOC because two data sets were allocated to the same space on the volume.  
In the message text, +xxx refers to the relative position of a concatenated DD to the first DD in the concatenated group.  
*System Action:* The job is terminated.

*Programmer Response:* Scratch or one of the two data sets that are allocated to the same space. Then, resubmit the job.  
*Problem Determination:* Table I, items 1, 4, 7b, 25b, 29.

**IEF4771    jji sss [ppp] ddn[+xxx] - OVERLAPPING DOS SPLIT  
CYLINDER DATA SETS IN VTOC**

*Explanation:* The system attempted to allocate space on a volume for DD statement ddn in step sss of job jji or cataloged procedure step ppp. Space was previously allocated under the Disk Operating System (DOS). This caused the VTOC conversion routine to be called for this space allocation. The DOS VTOC could not be converted to a standard format VTOC because a split cylinder data set was located on cylinder zero or on the same cylinder as a non-split cylinder data set. In the message text, +xxx refers to the relative position of a concatenated DD to the first DD in the concatenated group.  
*System Action:* The job is terminated.

*Programmer Response:* Either scratch or move the split cylinder data set that is causing the error. Then, resubmit the job.

*Problem Determination:* Table I, items 1, 4, 7b, 25b, 29.

**IEF4781    jji sss [ppp] ddn[+xxx] - VTOC ERROR MAY EXIST  
- ANALYZE VTOC LISTING**

*Explanation:* The system attempted to allocate space on a volume for DD statement ddn in step sss of job jji or cataloged procedure step ppp. The updating of the VTOC on this volume had previously been interrupted so an attempt was made to convert the VTOC. The attempt failed because module IGG0325Z had been modified to reject space allocation requests if VTOC updating had not completed. (For a description of this modification refer to the OS/VS2 DADSM Logic manual.)

In the message text, +xxx refers to the relative position of a concatenated DD to the first DD in the concatenated group.  
*System Action:* The job is terminated.

*Programmer Response:* Analyze the VTOC to determine the severity of the VTOC error. The VTOC may be converted by either removing the modification to IGG0325Z or resetting the DIRF bit to 0 and the DOS bit to 1 in the Format 4 DSCB and allocating a non-ISAM data set to the volume. Then, resubmit the job.

*Problem Determination:* Table I, items 1, 4, 7b, 25b, 29.

**IEF4791    jji sss [ppp] ddn[+xxx] - POSSIBLE VTOC ERROR  
ON 2ND OR LATER VOLUME OF ISAM PRIME  
DATASET**

*Explanation:* The system attempted to allocate space on a volume for DD statement ddn in step sss of job jji or cataloged procedure step ppp. The updating of the VTOC on this volume had previously been interrupted so an attempt was made to convert the VTOC. The attempt failed because the data set being allocated was the second or subsequent volume of an ISAM PRIME data set.

In the message text, +xxx refers to the relative position of a concatenated DD to the first DD in the concatenated group.  
*System Action:* The job is terminated.

*Programmer Response:* Analyze the VTOC to determine the severity of the VTOC error. The VTOC may be converted by resetting the DIRF bit to zero, setting the DOS bit to one in the Format 4 DSCB, and allocating a non-ISAM data set to the volume. Then, resubmit the job.

*Problem Determination:* Table I, items 1, 4, 7b, 25b, 29.

**IEF4801    jji sss [ppp] ddn[+xxx] - INVALID DESTINATION  
REQUESTED**

*Explanation:* An invalid USERID has been specified in the DEST = parameter of DD statement ddn in step sss of job jji or cataloged procedure step ppp.

In the message text, +xxx refers to the relative position of a concatenated DD in the first DD in the concatenated group.  
*System Action:* The job is terminated.

*Programmer Response:* Probable user error. Check to make sure that a proper USERID was specified. Make necessary corrections and resubmit the job. If the error recurs, ensure that the USERID you are using is defined to the system.

*Problem Determination:* Table I, items 1, 4, 29.

**IEF4811    jji sss [ppp] ddn[+xxx] - SAME UNIT REQUESTED  
TWICE - CONFLICTS EXIST**

*Explanation:* The UNIT = parameter of DD statement ddn in step sss of job jji or cataloged procedure step ppp specified the same unit address as another DD statement for the step. The request cannot be allocated for one of the following reasons:

- Different volume serial numbers are specified on each of the requests.
- A use attribute conflict exists:
  - One request is public and the other in private.
  - One request is specific (volume serial specified) and the other is private and non-specific.
- The address of a unit record device has been specified twice.

In the message text, +xxx refers to the relative position of a concatenated DD in relation to the first DD in the concatenated group.

*System Action:* The job is terminated.

*Programmer Response:* Probable user error. If different volume serial numbers exist do one of the following:

- Change the address in the UNIT = parameter on one of the DD statements.
- Specify the same volume serial number on both DD statements.
- Specify UNIT = AFF in the second DD requesting the unit to the first DD requesting the unit.

If a use attribute conflict exists, either change the use attributes to avoid the conflict, or change one of the unit addresses.

If the address of a unit record device is specified twice, either change one of the unit addresses or, in the second DD requesting the unit, specify UNIT = AFF to the first DD requesting the unit.

*Problem Determination:* Table I, items 1, 4, 29.

**IEF4821    jji sss [ppp] ddn[+xxx] - PERMRES/RESRV VOLUME  
ON REQUIRED UNIT**

*Explanation:* A volume requested by DD statement ddn in step sss of job jji or cataloged procedure step ppp cannot be mounted because the unit address specified in the UNIT = parameter contains a permanently resident or reserved volume. In the message text, +xxx refers to the relative position of a concatenated DD in relation to the first DD in the concatenated group.

*System Action:* The job is terminated.

*Programmer Response:* Probable user error. Specify another unit address or request the volume that is mounted on the unit.

*Problem Determination:* Table I, items 1, 4, 29.

**IEF4831    jji sss [ppp] ddn[+xxx] - REQUESTED DEVICE IS A  
CONSOLE**

*Explanation:* The unit address specified in the UNIT =

parameter of DD statement ddn in step sss of job jjj or cataloged procedure step ppp is invalid. The address specified is the address of an operator console.

In the message text, +xxx refers to the relative position of a concatenated DD in relation to the first DD in the concatenated group.

**System Action:** The job is terminated.

**Programmer Response:** Probable user error. Change the incorrect unit address.

**Problem Determination:** Table I, items 1, 4, 29.

**IEF484I    jjj sss [ppp] ddn[+xxx] - MORE UNITS REQUIRED FOR REQUEST**

**Explanation:** DD statement ddn is a specific unit request which specifies more than one volume and either of the following conditions exists:

- The first volume specified is permanently resident or reserved.
- One of the volumes specified needs a unit by itself because that volume was also specified by another request in the same job step.

In the message text, jjj is the job name, sss is the step name, and ppp is the cataloged procedure step name. +xxx refers to the relative position of a concatenated DD in relation to the first DD of the concatenated group.

**System Action:** The job is terminated.

**Programmer Response:** Change the JCL to request an esoteric or generic name for more than one unit instead of a specific unit request, or, if the volume is reserved and you do not wish it to be, have the operator unload it.

**Problem Determination:** Table I, items 1, 4, 29.

**IEF485I    jjj sss [ppp] [ddn] - VOLUMES REQUIRED NOT CURRENTLY AVAILABLE - WAITING NOT ALLOWED**

**Explanation:** One of the volumes requested in DD statement ddn is currently in use. Waiting is not allowed. An example of an instance when waiting is not allowed is for a TSO user at LOGON time.

**System Action:** The job is terminated.

**Programmer Response:** Try submitting the job or logging on again when the volume is available.

**Problem Determination:** Table I, items 2, 13, 29.

**IEF488I    jjj - ddn[-#] MUST WAIT FOR UNIT ddd VOLUME ser ON UNIT ddd**

**Explanation:** The DD statement ddn (or the concatenated DD statement which is away from ddn in the concatenated group) has specifically requested the unit or volume listed. The unit/volume requested is, however, currently allocated to another job and is not shareable with this job. For the allocation to recover from this situation, it must wait for unit ddd to be unallocated.

**System Action:** This message is repeated for each DD requiring a specific unit or volume which is allocated and not shareable. The last of these messages will be followed by message IEF238D, requesting that the operator decide if the allocation should wait for the devices to be released or if the job should be canceled.

**Operator Response:** Respond as indicated to message IEF238D when it is issued.

**IEF489I    jjj - nnn UNIT(S) NEEDED FOR ddn[-#]**

**Explanation:** DD statement ddn (or concatenated DD statement which is # away from ddn in the concatenated group) of the

current step in job jjj, requires that nnn units be made available before the allocation for ddn can be completed. The units eligible to ddn are either allocated to another job (and are not shareable with this job) and/or are offline.

**System Action:** One of the following occurs:

- If there are eligible units which are offline, this message will be followed by message IEF247I which lists the candidate devices.
  - Message IEF238D will be issued specifying the operator's options 1) to WAIT if there are eligible devices which are allocated, 2) to specify a device from the list given if there are eligible offline devices, or 3) to cancel the job.
  - This set of messages (IEF489I, IEF247I, if applicable, and IEF238D) will be repeated for ddn until enough units are available to complete the allocation for this DD statement.
- Operator Response:** Respond as indicated to message IEF238D when it is issued.

**IEF490I    jjj - INVALID REPLY. [DEVICE IS NOT ACCESSIBLE]**

**Explanation:** The operator's response to message IEF238D for job jjj is considered invalid for one of the following reasons:

- The reply was not recognized as one of the options given in the message.
- The device address given is not valid for the DD statement being processed.
- The device cannot be brought online because there is no path available by which the system can gain access to the device. If this is the cause of the message, DEVICE IS NOT ACCESSIBLE will appear in the message text.
- The device cannot be accessed physically. That is, the device does not exist, the power is off, the meter switch is disabled, and so forth.

**System Action:** Message IEF238D is repeated until a valid reply is received.

**Operator Response:** Probable user error. Check the following:

- The reply given was an option specified in the message.
- The option was spelled correctly.
- If the reply was a device address:
  - The device was listed in message IEF247I.
  - The appropriate VARY command has been issued if the device was listed as NOT ACCESSIBLE.
  - The device can be physically accessed.

**IEF491I    jjj sss [ppp] - DD GENERATIONS CAUSE TOTAL DD STATEMENTS TO EXCEED 1635**

**Explanation:** The total number of DD statements generated by the system during allocation processing for one of the following has exceeded 1635, the maximum for any step:

- A data set spanning multiple device types.
- A data set requiring an implied private catalog.
- A generation data group (GDG) request for all data sets in the group.

In the message text, ddn is the name of the DD statement which caused the last DD generation.

**System Action:** The job is terminated.

**Programmer Response:** Decrease the number of DD statements in the step or DD requests of the type indicated above so that the number of DD's will not exceed 1635. Resubmit the job.

**Problem Determination:** Table I, items 1, 3, 4, 7c, 29.

**IEF492I    jjj sss [ppp] ddn[+xxx] - INVALID DATA SET NAME SPECIFIED ON JOBCAT OR STEPCAT STATEMENT**

**Explanation:** During allocation processing, a data set specified by the JOBCAT or STEPCAT DD statement was found not to be a VSAM user catalog. JOBCAT and STEPCAT are reserved DD names for describing VSAM user catalogs. Therefore, the

DD statement cannot be a generation data group request for all levels of the GDG, multi-volume data sets, or a multi-device type data set.

*System Action:* The job is terminated.

*Programmer Response:* Probable user error. List the system catalog to obtain further information about your private catalog.

*Problem Determination:* Table I, items 1, 3, 4, 7c, 29.

#### IEF493I    jji sss [ppp] ddn[+xxx] - INVALID PARAMETERS SPECIFIED FOR JOBCAT OR STEPCAT

*Explanation:* An invalid JCL parameter was specified on either the JOBCAT or STEPCAT DD statement. JOBCAT and STEPCAT are reserved DD names for describing private catalogs, which must also be cataloged. Therefore, the request cannot specify volume or unit information, be a subsystem data set, specify deferred mounts, specify a disposition of NEW, be a GDG single request, be for a new data set, specify a disposition other than KEEP, or specify DUMMY.

*System Action:* The job is terminated.

*Programmer Response:* Probable user error. List the system catalog to obtain further information about your catalog.

*Problem Determination:* Table I, items 1, 3, 4, 7c, 29.

#### IEF502I    DUPLICATE VOLUME SERIAL

*Explanation:* A volume has been found with the same serial number as another volume.

*System Action:* The volume is unloaded and message IEF234E is issued.

*Operator Response:* Probable user error. Demount the volume in response to message IEF234E.

*Problem Determination:* Table I, items 2, 7c, 29.

#### IEF503I    INCORRECT VOLUME LABEL OR I/O ERROR

*Explanation:* An error occurred when a volume label was being read. The error can be one of the following:

- An uncorrectable input/output error occurred.
- An unlabelled tape was mounted before it had been requested.
- A non-standard label tape was mounted but the user non-standard label handling routine rejected the label or no user non-standard label handling routine was provided.

*System Action:* The volume is unloaded and message IEF234E is issued.

*Operator Response:* Probable user error. If an uncorrectable input/output error was the problem and the message recurs for the same volume, make sure the label is correct.

If an unlabeled volume had been mounted before it was requested, this is the problem. Do not remount the volume until it is requested.

If a non-standard label volume was being used, check with a system programmer at your installation to make sure that a non-standard label handling routine exists, and if so, that the label is correct.

*Problem Determination:* Table I, items 2, 7c, 29.

#### IEF506I    jji sss [ppp] ddn[+xxx] - NOT ENOUGH AVAILABLE STORAGE VOLUMES. 'VOLUME = PRIVATE' ASSUMED.

*Explanation:* DD statement ddn of step sss of job jji, or cataloged procedure step ppp, requested allocation of space for a new data set on a non-private volume; the statement did not specify a volume serial number.

There were not enough storage volumes to satisfy the request. The data set is allocated to a private volume.

In the message text, +xxx refers to the relative position of a concatenated DD in relation to the first DD in the concatenated group ddn.

*System Action:* The system assumed VOLUME = PRIVATE and allocated space to the data set on that basis.

*Programmer Response:* None.

#### IEF510E    VOLUME HAS ANS LABEL.

*Explanation:* A tape volume that has an American National Standard label was mounted in a system which does not support ASCII tape processing.

*System Action:* The tape volume is unloaded. A demount message, IEF234E, is issued to point out the device on which the wrong volume was mounted.

*Operator Response:* Set aside jobs that require ASCII tapes until a system that supports ASCII is available.

#### IEF601I    INVALID STATEMENT IN PROCEDURE

*Explanation:* One of the following invalid statements was found in a procedure:

- JOB statement.
- A statement other than a job control statement; that is, a statement that does not begin with //.
- A DD \* or a DD DATA statement in an instream procedure.
- A null statement or a delimiter.

*System Action:* The job is terminated. The remaining job control statements for the job were scanned for syntax errors.

*Programmer Response:* Probable user error. Correct the procedure by removing the invalid card. The invalid card will appear in the SYSOUT listing immediately before the error message if MSGLEVEL = 1 is coded on the job statement. Rerun the job.

*Problem Determination:* Table I, items 1, 3, 4, 7c, 29.

#### IEF603I    PROCLIB DEVICE I/O ERROR READING FOR JOB

*Explanation:* An uncorrectable input/output error occurred in reading the procedure library (SYS1.PROCLIB) during processing of a job that requested a cataloged procedure.

*System Action:* The job being processed was terminated. The job scheduler also wrote message IEF417I on the console; in response, the operator reentered the job through the input stream.

*Programmer Response:* None.

#### IEF605I    UNIDENTIFIED OPERATION FIELD

*Explanation:* In a job control statement, either an operation field could not be found or the operation field could not be identified as JOB, EXEC, DD, or any valid operator command.

*System Action:* The job is terminated. The remaining job control statements for the job were scanned for syntax errors.

*Programmer Response:* Probable user error. Check that the operation field is spelled correctly and that it is preceded and followed by at least one blank. After correcting the error, submit the job again.

*Problem Determination:* Table I, items 1, 4, 7c, 29.

#### IEF606I    MISPLACED DD STATEMENT

*Explanation:* A DD statement between the JOB statement and first EXEC statement did not contain JOBLIB or JOBCAT in its name field. Possibly, JOBLIB or JOBCAT was misspelled or misspelled. Possibly, the operation field of the first EXEC statement was not correctly specified.

*System Action:* The job is terminated. The remaining job control statements for the job were scanned for syntax errors.

*Programmer Response:* Probable user error. Correct the DD or EXEC statement, or place the DD statement in the job step in which it belongs. Then submit the job again.

*Problem Determination:* Table I, items 1, 4, 7c, 29.

#### **IEF607I JOB HAS NO STEPS**

*Explanation:* The job control statements following a JOB statement did not include an EXEC statement.

This message is also issued if the job contains a PROC statement prior to any EXEC or SYSCHK DD statement but contains no PEND statement.

*System Action:* The job is terminated. The remaining job control statements for the job were scanned for syntax errors. A dummy EXEC statement with EXECFAIL in its name field was inserted.

If a PEND statement was omitted, the remainder of the job was considered part of the in-stream procedure.

*Programmer Response:* Probable user error. Insert an EXEC or PEND statement or correct an EXEC or PEND statement containing errors that made it unrecognizable as applicable. Submit the job again.

*Problem Determination:* Table I, items 1, 4, 7c, 29.

#### **IEF609I INVALID OVERRIDE KEYWORD xxx**

*Explanation:* An EXEC statement containing a PROC parameter specified two identical override keywords that both refer to the same step in a cataloged or in-stream procedure.

In the message text, xxx is one of the following phrases:

- IN THE prm FIELD, where prm is the most recently encountered keyword parameter preceding the error.
- ON THE cntr STATEMENT, where cntr indicates the job control statement on which the error occurred. This phrase usually occurs if the error was detected before any keyword parameters were processed. (For example, an error was detected in the name field of a statement.)
- IN THE prm1 SUBPARAMETER OF THE prm2 FIELD, where prm1 is a minor keyword parameter associated with major keyword parameter prm2. (For example, SER is a minor keyword parameter that appears only when associated with major keyword parameter VOLUME.)
- IN THE SYMBOLIC PARAMETER, if the error was detected in the symbolic parameter.
- IN THE VALUE FIELD OF THE SYMBOLIC PARAMETER, if the error was detected in the field which assigns a value to a symbolic parameter.
- IN THE prm OVERRIDE FIELD, where prm is an override keyword parameter on an EXEC statement.

*System Action:* The job is terminated. The remaining job control statements for the job were scanned for syntax errors.

*Programmer Response:* Probable user error. Change the override parameters. Then submit the job again.

*Problem Determination:* Table I, items 1, 4, 7c, 29.

#### **IEF610I PROCEDURE HAS NO STEP**

*Explanation:* The job control statements in a procedure did not include an EXEC statement.

*System Action:* The job is terminated. The remaining job control statements for the job were scanned for syntax errors.

*Programmer Response:* Probable user error. Correct the procedure by inserting an EXEC statement or correcting an EXEC statement that contained errors that made it unrecognizable. Submit the job again.

*Problem Determination:* Table I, items 1, 4, 7c, 29.

#### **IEF611I OVERRIDDEN STEP NOT FOUND IN PROCEDURE**

*Explanation:* An EXEC or DD statement, which was to override

a corresponding EXEC or DD statement in a cataloged or in-stream procedure, specified a step name that could not be found in the procedure. Probably, the step name was misspelled or the DD override statements did not appear in the same order as the corresponding statements in the procedure.

*System Action:* The job is terminated. The remaining job control statements for the job were scanned for syntax errors.

*Programmer Response:* Probable user error. Correct the step name in the EXEC or DD statement in the input stream, correct the order of the step names in the EXEC statement in the input stream, correct the order of the DD override statements in the input stream, or correct the procedure. Then submit the job again.

*Problem Determination:* Table I, items 1, 4, 7c, 29.

#### **IEF612I PROCEDURE NOT FOUND**

*Explanation:* The procedure specified in the first parameter of an EXEC statement could not be found in the procedure library (SYS1.PROCLIB) or in the in-stream procedure directory. Possibly, the procedure name was misspelled or the PEND statement ending the previous in-stream procedure was omitted.

*System Action:* The job is terminated. The remaining job control statements for the job were scanned for syntax errors.

*Programmer Response:* Probable user error. Correct the procedure name in the EXEC statement in the input stream, in the PROC statement in the input stream, or in the procedure library. If the procedure name is correct, insert the missing PEND statement. Also, check to make sure that the instream procedure appears in the job before any of the EXEC statements that call it. Then submit the job again.

*Problem Determination:* Table I, items 1, 4, 7c, 29.

#### **IEF613I PROCEDURE WITHIN A PROCEDURE**

*Explanation:* In a procedure, an EXEC statement contained a PROC parameter or a procedure name, implying a procedure within a procedure. A procedure cannot be specified within a procedure.

*System Action:* The job containing the EXEC statement that invoked the procedure is terminated. The remaining job control statements for the job were scanned for syntax errors.

*Programmer Response:* Probable user error. Replace the invalid EXEC statement with either (1) the procedure that it called or (2) a valid EXEC statement containing a PGM parameter. Then submit the job again.

*Problem Determination:* Table I, items 1, 4, 7c, 29.

#### **IEF614I PROCLIB DEVICE I/O ERROR SEARCHING FOR PROCEDURE**

*Explanation:* An uncorrectable input/output error occurred in searching the procedure library (SYS1.PROCLIB) during processing of a job that requested a cataloged procedure.

*System Action:* The job being processed is terminated. The job scheduler also wrote message IEF417I on the console; in response, the operator reentered the job through the input stream.

*Programmer Response:* None.

#### **IEF615I EXCESSIVE PROCSTEP NAME xxx**

*Explanation:* In an EXEC statement that specified a procedure, the name of a step to be overridden was longer than 8 characters.

In the message text, xxx is one of the following phrases:

- IN THE prm FIELD, where prm is the most recently encountered keyword parameter preceding the error.

- ON THE cntr STATEMENT, where cntr indicates the job control statement on which the error occurred. This phrase usually occurs if the error was detected before any keyword parameters were processed. (For example, an error was detected in the name field of a statement.)
- IN THE prm1 SUBPARAMETER OF THE prm2 FIELD, where prm1 is a minor keyword parameter associated with major keyword parameter prm2. (For example, SER is a minor keyword parameter that appears only when associated with major keyword parameter VOLUME.)
- IN THE SYMBOLIC PARAMETER, if the error was detected in the symbolic parameter.
- IN THE VALUE FIELD OF THE SYMBOLIC PARAMETER, if the error was detected in the field which assigns a value to a symbolic parameter.
- IN THE prm OVERRIDE FIELD, where prm is an override keyword parameter on an EXEC statement.

*System Action:* The job is terminated. The remaining job control statements for the job were scanned for syntax errors.  
*Programmer Response:* Probable user error. Correct the step name so that it consists of not more than 8 alphameric characters, with the first character alphabetic. Then submit the job again.

*Problem Determination:* Table I, items 1, 4, 7c, 29.

#### IEF6161 SUBLIST WITHIN SUBLIST INCORRECT xxx

*Explanation:* In a job control statement, a subparameter list was specified within a subparameter list. This arrangement is invalid. Possibly, too many parentheses were used, so that a list appeared to be within a list.

In the message text, xxx is one of the following phrases:

- IN THE prm FIELD, where prm is the most recently encountered keyword parameter preceding the error.
- ON THE cntr STATEMENT, where cntr indicates the job control statement on which the error occurred. This phrase usually occurs if the error was detected before any keyword parameters were processed. (For example, an error was detected in the name field of a statement.)
- IN THE prm1 SUBPARAMETER OF THE prm2 FIELD, where prm1 is a minor keyword parameter associated with major keyword parameter prm2. (For example, SER is a minor keyword parameter that appears only when associated with major keyword parameter VOLUME.)
- IN THE SYMBOLIC PARAMETER, if the error was detected in the symbolic parameter.
- IN THE VALUE FIELD OF THE SYMBOLIC PARAMETER, if the error was detected in the field which assigns a value to a symbolic parameter.
- IN THE prm OVERRIDE FIELD, where prm is an override keyword parameter on an EXEC statement.

*System Action:* The job is terminated. The remaining job control statements for the job were scanned for syntax errors.

*Programmer Response:* Probable user error. Correct the subparameter. Then submit the job again.

*Problem Determination:* Table I, items 1, 4, 7c, 29.

#### IEF6171 NO NAME ON FIRST DD STATEMENT AFTER EXEC STATEMENT

*Explanation:* The first DD statement following an EXEC statement did not contain a data definition name in its name field; that is, column 3 of the DD statement was blank. Possibly, the first statement for a concatenation of data sets was omitted.

*System Action:* The job is terminated. The remaining job control statements for the job were scanned for syntax errors.

*Programmer Response:* Probable user error. Either put a data definition name in the name field of the DD statement or place

it among other DD statements so that a proper concatenation is defined. Then submit the job again.

*Problem Determination:* Table I, items 1, 4, 7c, 29.

#### IEF6181 OPERAND FIELD DOES NOT TERMINATE IN COMMA OR BLANK

*Explanation:* In a job control statement, the operand field does not terminate with one of the following:

- A comma after the last parameter in the card image, if the statement is to be continued in the next card image. The comma must be before column 72.
- A blank after the last parameter, if the statement is not to be continued. The blank may be in column 72 or any previous column.

*System Action:* The job is terminated. The remaining job control statements for the job were scanned for syntax errors.

*Programmer Response:* Probable user error. Correct the operand field. Then submit the job again.

*Problem Determination:* Table I, items 1, 4, 7c, 29.

#### IEF6211 EXPECTED CONTINUATION NOT RECEIVED

*Explanation:* In a job control statement, continuation was indicated by a comma at the end of the operand or by a nonblank character in column 72, or both. However, the following card image was not a continuation.

*System Action:* The job is terminated. The remaining job control statements for the job were scanned for syntax errors.

*Programmer Response:* Probable user error. Provide the missing continuation card, if it was lost. If no continuation was intended, correct the card so that column 72 is blank and the operand ends with a blank.

If the continuation card was present, correct it so that slashes (/) appear in columns 1 and 2, a blank appears in column 3, and the continuation of a comment begins anywhere after column 3 or the continuation of the operand begins in columns 4 through 16.

*Problem Determination:* Table I, items 1, 4, 7c, 29.

#### IEF6221 UNBALANCED PARENTHESIS xxx

*Explanation:* In a job control statement, one of the following appeared:

- A valid left parenthesis not followed by a right parenthesis.
- A valid right parenthesis not preceded by a left parenthesis.
- A right parenthesis where it is not permitted.

In the message text, xxx is one of the following phrases:

- IN THE prm FIELD, where prm is the most recently encountered keyword parameter preceding the error.
- ON THE cntr STATEMENT, where cntr indicates the job control statement on which the error occurred. This phrase usually occurs if the error was detected before any keyword parameters were processed. (For example, an error was detected in the name field of a statement.)
- IN THE prm1 SUBPARAMETER OF THE prm2 FIELD, where prm1 is a minor keyword parameter associated with major keyword parameter prm2. (For example, SER is a minor keyword parameter that appears only when associated with major keyword parameter VOLUME.)
- IN THE SYMBOLIC PARAMETER, if the error was detected in the symbolic parameter.
- IN THE VALUE FIELD OF THE SYMBOLIC PARAMETER, if the error was detected in the field which assigns a value to a symbolic parameter.
- IN THE prm OVERRIDE FIELD, where prm is an override keyword parameter on an EXEC statement.

*System Action:* The job is terminated. The remaining job control statements for the job are scanned for syntax errors.

*Programmer Response:* Probable user error. Correct the error. Then submit the job again.  
*Problem Determination:* Table I, items 1, 4, 7c, 29.

**IEF623I SOURCE TEXT CONTAINS UNDEFINED OR ILLEGAL CHARACTERS xxx**

*Explanation:* A job control statement contained one or more invalid characters. All characters in a job control statement must belong to the character sets defined in the publication *IBM System/360 Operating System: Job Control Language GC28-6539*.

In the message text, xxx is one of the following phrases:

- IN THE prm FIELD, where prm is the most recently encountered keyword parameter preceding the error.
- ON THE cntr STATEMENT, where cntr indicates the job control statement on which the error occurred. This phrase usually occurs if the error was detected before any keyword parameters were processed. (For example, an error was detected in the name field of a statement.)
- IN THE prm1 SUBPARAMETER OF THE prm2 FIELD, where prm1 is a minor keyword parameter associated with major keyword parameter prm2. (For example, SER is a minor keyword parameter that appears only when associated with major keyword parameter VOLUME.)
- IN THE SYMBOLIC PARAMETER, if the error was detected in the symbolic parameter.
- IN THE VALUE FIELD OF THE SYMBOLIC PARAMETER, if the error was detected in the field which assigns a value to a symbolic parameter.
- IN THE prm OVERRIDE FIELD, where prm is an override keyword parameter on an EXEC statement.

*System Action:* The job is terminated. The remaining job control statements for the job are scanned for syntax errors.

*Programmer Response:* If the statement contains any invalid characters, correct it. Then submit the job again.

*Problem Determination:* Table I, items 1, 4, 7c, 29.

**IEF624I INCORRECT USE OF PERIOD xxx**

*Explanation:* In a job control statement, a period appeared in a parameter or field in which a period is not permitted.

In the message text, xxx is one of the following phrases:

- IN THE prm FIELD, where prm is the most recently encountered keyword parameter preceding the error.
- ON THE cntr STATEMENT, where cntr indicates the job control statement on which the error occurred. This phrase usually occurs if the error was detected before any keyword parameters were processed. (For example, an error was detected in the name field of a statement.)
- IN THE prm1 SUBPARAMETER OF THE prm2 FIELD, where prm1 is a minor keyword parameter associated with major keyword parameter prm2. (For example, SER is a minor keyword parameter that appears only when associated with major keyword parameter VOLUME.)
- IN THE SYMBOLIC PARAMETER, if the error was detected in the symbolic parameter.
- IN THE VALUE FIELD OF THE SYMBOLIC PARAMETER, if the error was detected in the field which assigns a value to a symbolic parameter.
- IN THE prm OVERRIDE FIELD, where prm is the most recently encountered valid override keyword parameter on an EXEC statement.

*System Action:* The job is terminated. The remaining job control statements for the job are scanned for syntax errors.

*Programmer Response:* Probable user error. Correct the parameter or field. Then submit the job again.

*Problem Determination:* Table I, items 1, 4, 7c, 29.

**IEF625I INCORRECT USE OF LEFT PARENTHESIS xxx**

*Explanation:* In a job control statement, a left parenthesis appeared in a parameter or field in which a left parenthesis is not permitted.

In the message text, xxx is one of the following phrases:

- IN THE prm FIELD, where prm is the most recently encountered keyword parameter preceding the error.
- ON THE cntr STATEMENT, where cntr indicates the job control statement on which the error occurred. This phrase usually occurs if the error was detected before any keyword parameters were processed. (For example, an error was detected in the name field of a statement.)
- IN THE prm1 SUBPARAMETER OF THE prm2 FIELD, where prm1 is a minor keyword parameter associated with major keyword parameter prm2. (For example, SER is a minor keyword parameter that appears only when associated with major keyword parameter VOLUME.)
- IN THE SYMBOLIC PARAMETER, if the error was detected in the symbolic parameter.
- IN THE VALUE FIELD OF THE SYMBOLIC PARAMETER, if the error was detected in the field which assigns a value to a symbolic parameter.
- IN THE prm OVERRIDE FIELD, where prm is an override keyword parameter on an EXEC statement.

*System Action:* The job is terminated. The remaining job control statements for the job are scanned for syntax errors.

*Programmer Response:* Probable user error. Correct the parameter or field. Then submit the job again.

*Problem Determination:* Table I, items 1, 4, 7c, 29.

**IEF626I INCORRECT USE OF PLUS xxx**

*Explanation:* In a job control statement, a plus sign appeared in a parameter or field in which a plus sign is not permitted.

In the message text, xxx is one of the following phrases:

- IN THE prm FIELD, where prm is the most recently encountered keyword parameter preceding the error.
- ON THE cntr STATEMENT, where cntr indicates the job control statement on which the error occurred. This phrase usually occurs if the error was detected before any keyword parameters were processed. (For example, an error was detected in the name field of a statement.)
- IN THE prm1 SUBPARAMETER OF THE prm2 FIELD, where prm1 is a minor keyword parameter associated with major keyword parameter prm2. (For example, SER is a minor keyword parameter that appears only when associated with major keyword parameter VOLUME.)
- IN THE SYMBOLIC PARAMETER, if the error was detected in the symbolic parameter.
- IN THE VALUE FIELD OF THE SYMBOLIC PARAMETER, if the error was detected in the field which assigns a value to a symbolic parameter.
- IN THE prm OVERRIDE FIELD, where prm is an override keyword parameter on an EXEC statement.

*System Action:* The job is terminated. The remaining job control statements for the job are scanned for syntax errors.

*Programmer Response:* Probable user error. Correct the parameter or field. Then submit the job again.

*Problem Determination:* Table I, items 1, 4, 7c, 29.

**IEF627I INCORRECT USE OF AMPERSAND xxx**

*Explanation:* In a job control statement, an ampersand appeared in a parameter or field in which an ampersand is not permitted.

In the message text, xxx is one of the following phrases:

- IN THE prm FIELD, where prm is the most recently encountered keyword parameter preceding the error.

- ON THE cntr STATEMENT, where cntr indicates the job control statement on which the error occurred. This phrase usually occurs if the error was detected before any keyword parameters were processed. (For example, an error was detected in the name field of a statement.)
- IN THE prm1 SUBPARAMETER OF THE prm2 FIELD, where prm1 is a minor keyword parameter associated with major keyword parameter prm2. (For example, SER is a minor keyword parameter that appears only when associated with major keyword parameter VOLUME.)
- IN THE SYMBOLIC PARAMETER, if the error was detected in the symbolic parameter.
- IN THE VALUE FIELD OF THE SYMBOLIC PARAMETER, if the error was detected in the field which assigns a value to a symbolic parameter.
- IN THE prm OVERRIDE FIELD, where prm is an override keyword parameter on an EXEC statement.

*System Action:* The job is terminated. The remaining job control statements for the job are scanned for syntax errors.  
*Programmer Response:* Probable user error. Correct the parameter or field. Then submit the job again.  
*Problem Determination:* Table I, items 1, 4, 7c, 29.

#### IEF628I INCORRECT USE OF ASTERISK xxx

*Explanation:* In a job control statement, an asterisk appeared in a parameter or field in which an asterisk is not permitted. In the message text, xxx is one of the following phrases:

- IN THE prm FIELD, where prm is the most recently encountered keyword parameter preceding the error.
- ON THE cntr STATEMENT, where cntr indicates the job control statement on which the error occurred. This phrase usually occurs if the error was detected before any keyword parameters were processed. (For example, an error was detected in the name field of a statement.)
- IN THE prm1 SUBPARAMETER OF THE prm2 FIELD, where prm1 is a minor keyword parameter associated with major keyword parameter prm2. (For example, SER is a minor keyword parameter that appears only when associated with major keyword parameter VOLUME.)
- IN THE SYMBOLIC PARAMETER, if the error was detected in the symbolic parameter.
- IN THE VALUE FIELD OF THE SYMBOLIC PARAMETER, if the error was detected in the field which assigns a value to a symbolic parameter.
- IN THE prm OVERRIDE FIELD, where prm is an override keyword parameter on an EXEC statement.

*System Action:* The job is terminated. The remaining job control statements for the job are scanned for syntax errors.  
*Programmer Response:* Probable user error. Correct the parameter or field. Then submit the job again.  
*Problem Determination:* Table I, items 1, 4, 7c, 29.

#### IEF629I INCORRECT USE OF APOSTROPHE xxx

*Explanation:* In a job control statement, an apostrophe was used incorrectly.

Single apostrophes are used to enclose certain parameters containing special characters or blanks. Two apostrophes within a parameter enclosed in apostrophes are used to represent an apostrophe.

In the message text, xxx is one of the following phrases:

- IN THE prm FIELD, where prm is the most recently encountered keyword parameter preceding the error.
- ON THE cntr STATEMENT, where cntr indicates the job control statement on which the error occurred. This phrase usually occurs if the error was detected before any keyword parameters were processed. (For example, an error was detected in the name field of a statement.)

- IN THE prm1 SUBPARAMETER OF THE prm2 FIELD, where prm1 is a minor keyword parameter associated with major keyword parameter prm2. (For example, SER is a minor keyword parameter that appears only when associated with major keyword parameter VOLUME.)
- IN THE SYMBOLIC PARAMETER, if the error was detected in the symbolic parameter.
- IN THE VALUE FIELD OF THE SYMBOLIC PARAMETER, if the error was detected in the field which assigns a value to a symbolic parameter.
- IN THE prm OVERRIDE FIELD, where prm is an override keyword parameter on an EXEC statement.

*System Action:* The job is terminated. The remaining job control statements for the job are scanned for syntax errors.  
*Programmer Response:* Probable user error. Correct the invalid use of the apostrophe. Then submit the job again.  
*Problem Determination:* Table I, items 1, 4, 7c, 29.

#### IEF630I UNIDENTIFIED KEYWORD xxx

*Explanation:* In a job control statement, the scheduler found that:

- A character string followed a blank or comma and preceded an equal sign, but could not be recognized as a valid keyword. Either the keyword was misspelled, the equal sign was misplaced or, because of the absence of a right parenthesis after the previous major keyword, a valid major keyword was considered a minor keyword.
- A valid subparameter keyword appeared without the corresponding parameter keyword; for example, SER without VOLUME.
- A valid keyword was not consistent with the statement operation code; for example, DSNAME in an EXEC statement.

In the message text, xxx is one of the following phrases:

- IN THE prm FIELD, where prm is the most recently encountered keyword parameter preceding the error.
- ON THE cntr STATEMENT, where cntr indicates the job control statement on which the error occurred. This phrase usually occurs if the error was detected before any keyword parameters were processed. (For example, an error was detected in the name field of a statement.)
- IN THE prm1 SUBPARAMETER OF THE prm2 FIELD, where prm1 is the most recently encountered minor keyword parameter associated with the major keyword parameter prm2, which precedes the error.
- IN THE SYMBOLIC PARAMETER, if the error was detected in the symbolic parameter.
- IN THE VALUE FIELD OF THE SYMBOLIC PARAMETER, if the error was detected in the field which assigns a value to a symbolic parameter.
- IN THE prm OVERRIDE FIELD, where prm is an override keyword parameter on an EXEC statement.

*System Action:* The job is terminated. The remaining job control statements for the job are scanned for syntax errors.  
*Programmer Response:* Probable user error. Correct the statement. Then submit the job again.

*Problem Determination:* Table I, items 1, 4, 7c, 29.

#### IEF631I NUMBER OF DDNAMES EXCEEDS MAXIMUM

*Explanation:* In the DD statements for a step, the DDNAME parameter appeared in 6 or more DD statements. This parameter can appear in no more than 5 DD statements in a step.

*System Action:* The job is terminated. The remaining job control statements for the job are scanned for syntax errors.



*Programmer Response:* Probable user error. Change the DD statements for the step so that 5 or fewer use the DDNAME parameter. Then submit the job again.

*Problem Determination:* Table I, items 1, 4, 7c, 29.

#### IEF632I FORMAT ERROR xxx

*Explanation:* In a job control statement, the format of a parameter was incorrect. For example:

- Too many or too few levels of qualification were specified.
- No enclosing parentheses appeared.
- An operator was missing in a COND parameter.
- The EVEN and ONLY subparameters were both specified in the COND parameter of the EXEC statement.
- A comma, right parenthesis, ampersand, or blank did not follow a right parenthesis in a SPACE parameter.
- The keyword specified is shorter than the required length.

In the message text, xxx is one of the following phrases:

- IN THE prm FIELD, where prm is the most recently encountered keyword parameter preceding the error.
- ON THE cntr STATEMENT, where cntr indicates the job control statement on which the error occurred. This phrase usually occurs if the error was detected before any keyword parameters were processed. (For example, an error was detected in the name field of a statement.)
- IN THE prm1 SUBPARAMETER OF THE prm2 FIELD, where prm1 is a minor keyword parameter associated with major keyword parameter prm2. (For example, SER is a minor keyword parameter that appears only when associated with major keyword parameter VOLUME.)
- IN THE SYMBOLIC PARAMETER, if the error was detected in the symbolic parameter.
- IN THE VALUE FIELD OF THE SYMBOLIC PARAMETER, if the error was detected in the field which assigns a value to a symbolic parameter.
- IN THE prm OVERRIDE FIELD, where prm is an override keyword parameter on an EXEC statement.
- IN THE prm FIELD, where the value specified for the particular prm was less than the acceptable length.

*System Action:* The job is terminated. The remaining job control statements for the job are scanned for syntax errors.

*Programmer Response:* Probable user error. Correct the parameter. Then submit the job again.

*Problem Determination:* Table I, items 1, 4, 7c, 29.

#### IEF633I PROGRAMMER NAME MISSING xxx

*Explanation:* The programmer's name, established as an installation requirement in the PARM parameter of the reader procedure, was omitted from the JOB statement.

In the message text, xxx is one of the following phrases:

- IN THE prm FIELD, where prm is the most recently encountered keyword parameter preceding the error.
- ON THE cntr STATEMENT, where cntr indicates the job control statement on which the error occurred. This phrase usually occurs if the error was detected before any keyword parameters were processed. (For example, an error was detected in the name field of a statement.)
- IN THE prm1 SUBPARAMETER OF THE prm2 FIELD, where prm1 is a minor keyword parameter associated with major keyword parameter prm2. (For example, SER is a minor keyword parameter that appears only when associated with major keyword parameter VOLUME.)
- IN THE SYMBOLIC PARAMETER, if the error was detected in the symbolic parameter.
- IN THE VALUE FIELD OF THE SYMBOLIC PARAMETER, if the error was detected in the field which assigns a value to a symbolic parameter.

- IN THE prm OVERRIDE FIELD, where prm is an override keyword parameter on an EXEC statement.

*System Action:* The job is terminated. The remaining job control statements for the job are scanned for syntax errors.

*Programmer Response:* Probable user error. Specify a programmer's name. If a programmer's name had been specified, correct the order of the positional parameters. Then submit the job again.

*Problem Determination:* Table I, items 1, 4, 7c, 29.

#### IEF634I ACCOUNT NUMBER MISSING xxx

*Explanation:* The account number, established as an installation requirement in the PARM parameter of the reader procedure, was omitted from the JOB statement.

In the message text, xxx is one of the following phrases:

- IN THE prm FIELD, where prm is the most recently encountered keyword parameter preceding the error.
- ON THE cntr STATEMENT, where cntr indicates the job control statement on which the error occurred. This phrase usually occurs if the error was detected before any keyword parameters were processed. (For example, an error was detected in the name field of a statement.)
- IN THE prm1 SUBPARAMETER OF THE prm2 FIELD, where prm1 is a minor keyword parameter associated with major keyword parameter prm2. (For example, SER is a minor keyword parameter that appears only when associated with major keyword parameter VOLUME.)
- IN THE SYMBOLIC PARAMETER, if the error was detected in the symbolic parameter.
- IN THE VALUE FIELD OF THE SYMBOLIC PARAMETER, if the error was detected in the field which assigns a value to a symbolic parameter.
- IN THE prm OVERRIDE FIELD, where prm is an override keyword parameter on an EXEC statement.

*System Action:* The job is terminated. The remaining job control statements for the job are scanned for syntax errors.

*Programmer Response:* Probable user error. Specify an account number. If an account number had been specified, check for a comma or a parameter before the account number; if one appears, remove it. Then submit the job again.

*Problem Determination:* Table I, items 1, 4, 7c, 29.

#### IEF635I JOBNAME MISSING xxx

*Explanation:* The job name, which must appear in the name field of a JOB statement, was missing.

In the message text, xxx is one of the following phrases:

- IN THE prm FIELD, where prm is the most recently encountered keyword parameter preceding the error.
- ON THE cntr STATEMENT, where cntr
- IN THE VALUE FIELD OF THE SYMBOLIC indicates the job control statement on which the error occurred. This phrase usually occurs if the error was detected before any keyword parameters were processed. (For example, an error was detected in the name field of a statement.)
- IN THE prm1 SUBPARAMETER OF THE prm2 FIELD, where prm1 is a minor keyword parameter associated with major keyword parameter prm2. (For example, SER is a minor keyword parameter that appears only when associated with major keyword parameter VOLUME.)
- IN THE SYMBOLIC PARAMETER, if the error was detected in the symbolic parameter. PARAMETER, if the error was detected in the field which assigns a value to a symbolic parameter.
- IN THE prm OVERRIDE FIELD, where prm is an override keyword parameter on an EXEC statement.

*System Action:* The job is terminated. The remaining job control statements for the job are scanned for syntax errors.

*Programmer Response:* Probable user error. Specify a job name. Then submit the job again.

*Problem Determination:* Table I, items 1, 4, 7c, 29.

#### **IEF636I MISPLACED JOBLIB STATEMENT**

*Explanation:* A DD statement containing JOBLIB in its name field appeared after an EXEC statement. Or a second JOBLIB DD statement appeared in the control statements for a job. A JOBLIB DD statement, which defines a job library, can appear only immediately after a JOB statement and before the first EXEC statement in a job. Only one statement containing JOBLIB in its name field can appear in the statements for a job.

*System Action:* The job is terminated. The remaining job control statements for the job are scanned for syntax errors.

*Programmer Response:* Probable user error. Place the JOBLIB DD statement immediately after the JOB statement. If two or more job libraries are to be used as one library, put blanks in the name fields of the concatenated DD statements. Place the concatenated DD statements immediately after the JOBLIB DD statement. Then submit the job again.

*Problem Determination:* Table I, items 1, 4, 7c, 29.

#### **IEF637I EXCESSIVE ACCOUNT FIELD LENGTH xxx**

*Explanation:* In a JOB or EXEC statement, the accounting information was longer than the 142 characters permitted.

In the message text, xxx is one of the following phrases:

- IN THE prm FIELD, where prm is the most recently encountered keyword parameter preceding the error.
- ON THE cntr STATEMENT, where cntr indicates the job control statement on which the error occurred. This phrase usually occurs if the error was detected before any keyword parameters were processed. (For example, an error was detected in the name field of a statement.)
- IN THE prm1 SUBPARAMETER OF THE prm2 FIELD, where prm1 is a minor keyword parameter associated with major keyword parameter prm2. (For example, SER is a minor keyword parameter that appears only when associated with major keyword parameter VOLUME.)
- IN THE SYMBOLIC PARAMETER, if the error was detected in the symbolic parameter.
- IN THE VALUE FIELD OF THE SYMBOLIC PARAMETER, if the error was detected in the field which assigns a value to a symbolic parameter.
- IN THE prm OVERRIDE FIELD, where prm is an override keyword parameter on an EXEC statement.

*System Action:* The job is terminated. The remaining job control statements for the job are scanned for syntax errors.

*Programmer Response:* Probable user error. Shorten the accounting information. Then submit the job again.

*Problem Determination:* Table I, items 1, 4, 7c, 29.

#### **IEF638I SPECIFIED NUMERIC EXCEEDS MAXIMUM ALLOWED xxx**

*Explanation:* In a job control statement, a parameter or subparameter value contains a valid number of digits, but exceeds the maximum numeric limit.

In the message text, xxx is one of the following phrases:

- IN THE prm FIELD, where prm is the most recently encountered keyword parameter preceding the error.
- ON THE cntr STATEMENT, where cntr indicates the job control statement on which the error occurred. This phrase usually occurs if the error was detected before any keyword parameters were processed. (For example, an error was detected in the name field of a statement.)
- IN THE prm1 SUBPARAMETER OF THE prm2 FIELD, where prm1 is a minor keyword parameter associated with major

keyword parameter prm2. (For example, SER is a minor keyword parameter that appears only when associated with major keyword parameter VOLUME.)

- IN THE SYMBOLIC PARAMETER, if the error was detected in the symbolic parameter.
- IN THE VALUE FIELD OF THE SYMBOLIC PARAMETER, if the error was detected in the field which assigns a value to a symbolic parameter.
- IN THE prm OVERRIDE FIELD, where prm is an override keyword parameter on an EXEC statement.

*System Action:* The job is terminated. The remaining job control statements for the job are scanned for syntax errors.

*Programmer Response:* Probable user error. Correct the parameter or subparameter value. Then submit the job again.

*Problem Determination:* Table I, items 1, 4, 7c, 29.

#### **IEF639I INVALID CLASS DESIGNATION xxx**

*Explanation:* In a job control statement, the class name specified as the operand of a parameter or subparameter was not one of a set of names or values acceptable for that parameter or subparameter.

In the message text, xxx is one of the following phrases:

- IN THE prm FIELD, where prm is the most recently encountered keyword parameter preceding the error. (For example, CLASS = U is invalid since the acceptable class names for the CLASS parameter are A through O.)
- ON THE cntr STATEMENT, where cntr indicates the job control statement on which the error occurred. This phrase usually occurs if the error was detected before any keyword parameters were
- IN THE prm OVERRIDE FIELD, where prm is processed. (For example, an error was detected in the name field of a statement.)
- IN THE prm1 SUBPARAMETER OF THE prm2 FIELD, where prm1 is a minor keyword parameter associated with major keyword parameter prm2. (For example, SER is a minor keyword parameter that appears only when associated with major keyword parameter VOLUME.)
- IN THE SYMBOLIC PARAMETER, if the error was detected in the symbolic parameter.
- IN THE VALUE FIELD OF THE SYMBOLIC PARAMETER, if the error was detected in the field which assigns a value to a symbolic parameter. an override keyword parameter on an EXEC statement.

*System Action:* The job is terminated. The remaining job control statements for the job are scanned for syntax errors.

*Programmer Response:* Probable user error. Correct the class name. Then submit the job again.

*Problem Determination:* Table I, items 1, 4, 7c, 29.

#### **IEF640I EXCESSIVE NUMBER OF POSITIONAL PARAMETERS xxx**

*Explanation:* A job control statement contained too many positional parameters. A misplaced comma, a duplication, or a null operand field could cause such an error.

In the message text, xxx is one of the following phrases:

- IN THE prm FIELD, where prm is the most recently encountered keyword parameter preceding the error.
- ON THE cntr STATEMENT, where cntr indicates the job control statement on which the error occurred. This phrase usually occurs if the error was detected before any keyword parameters were processed. (For example, an error was detected in the name field of a statement.)
- IN THE prm1 SUBPARAMETER OF THE prm2 FIELD, where prm1 is a minor keyword parameter associated with major keyword parameter prm2. (For example, SER is a minor

- keyword parameter that appears only when associated with major keyword parameter VOLUME.)
- IN THE SYMBOLIC PARAMETER, if the error was detected in the symbolic parameter.
- IN THE VALUE FIELD OF THE SYMBOLIC PARAMETER, if the error was detected in the field which assigns a value to a symbolic parameter.
- IN THE prm OVERRIDE FIELD, where prm is an override keyword parameter on an EXEC statement.

*System Action:* The job is terminated. The remaining job control statements for the job are scanned for syntax errors.

*Programmer Response:* Probable user error. Correct the statement, and submit the job again.

*Problem Determination:* Table I, items 1, 4, 7c, 29.

#### IEF641I IMPROPER SUBPARAMETER LIST xxx

*Explanation:* A job control statement contains an incorrect subparameter list for a positional parameter. Either such a list is required and is missing, or is not permitted but is present.

In the message text, xxx is one of the following phrases:

- IN THE prm FIELD, where prm is the most recently encountered keyword parameter preceding the error.
- ON THE cntr STATEMENT, where cntr indicates the job control statement on which the error occurred. This phrase usually occurs if the error was detected before any keyword parameters were processed. (For example, an error was detected in the name field of a statement.)
- IN THE prm1 SUBPARAMETER OF THE prm2 FIELD, where prm1 is a minor keyword parameter associated with major keyword parameter prm2. (For example, SER is a minor keyword parameter that appears only when associated with major keyword parameter VOLUME.)
- IN THE SYMBOLIC PARAMETER, if the error was detected in the symbolic parameter.
- IN THE VALUE FIELD OF THE SYMBOLIC PARAMETER, if the error was detected in the field which assigns a value to a symbolic parameter.
- IN THE prm OVERRIDE FIELD, where prm is an override keyword parameter on an EXEC statement.

*System Action:* The job is terminated. The remaining job control statements for the job are scanned for syntax errors.

*Programmer Response:* Probable user error. Correct the parameter. Then submit the job again.

*Problem Determination:* Table I, items 1, 4, 7c, 29.

#### IEF642I EXCESSIVE PARAMETER LENGTH xxx

*Explanation:* In a job control statement, a positional parameter was longer than permitted.

In the message text, xxx is one of the following phrases:

- IN THE prm FIELD, where prm is the most recently encountered keyword parameter preceding the error.
- ON THE cntr STATEMENT, where cntr indicates the job control statement on which the error occurred. This phrase usually occurs if the error was detected before any keyword parameters were processed. (For example, an error was detected in the name field of a statement.)
- IN THE prm1 SUBPARAMETER OF THE prm2 FIELD, where prm1 is a minor keyword parameter associated with major keyword parameter prm2. (For example, SER is a minor keyword parameter that appears only when associated with major keyword parameter VOLUME.)
- IN THE SYMBOLIC PARAMETER, if the error was detected in the symbolic parameter.
- IN THE VALUE FIELD OF THE SYMBOLIC PARAMETER, if the error was detected in the field which assigns a value to a symbolic parameter.

- IN THE prm OVERRIDE FIELD, where prm is an override keyword parameter on an EXEC statement.

*System Action:* The job is terminated. The remaining job control statements for the job are scanned for syntax errors.

*Programmer Response:* Probable user error. Shorten the parameter to the maximum permitted length or less. Then submit the job again.

*Problem Determination:* Table I, items 1, 4, 7c, 29.

#### IEF643I UNIDENTIFIED POSITIONAL PARAMETER xxx

*Explanation:* In a job control statement, a positional parameter that has certain permitted values was not recognized. It may be invalid, misspelled, or misspelled.

In the message text, xxx is one of the following phrases:

- IN THE prm FIELD, where prm is the most recently encountered keyword parameter preceding the error.
- ON THE cntr STATEMENT, where cntr indicates the job control statement on which the error occurred. This phrase usually occurs if the error was detected before any keyword parameters were processed. (For example, an error was detected in the name field of a statement.)
- IN THE prm1 SUBPARAMETER OF THE prm2 FIELD, where prm1 is a minor keyword parameter associated with major keyword parameter prm2. (For example, SER is a minor keyword parameter that appears only when associated with major keyword parameter VOLUME.)
- IN THE SYMBOLIC PARAMETER, if the error was detected in the symbolic parameter.
- IN THE VALUE FIELD OF THE SYMBOLIC PARAMETER, if the error was detected in the field which assigns a value to a symbolic parameter.
- IN THE prm OVERRIDE FIELD, where prm is an override keyword parameter on an EXEC statement.

*System Action:* The job is terminated. The remaining job control statements for the job are scanned for syntax errors.

*Programmer Response:* Probable user error. Correct the erroneous positional parameter. Then submit the job again.

*Problem Determination:* Table I, items 1, 4, 7c, 29.

#### IEF644I INVALID NUMERIC xxx

*Explanation:* In a job control statement, an alphabetic or special character appeared in a parameter that can contain only numeric characters.

In the message text, xxx is one of the following phrases:

- IN THE prm FIELD, where prm is the most recently encountered keyword parameter preceding the error.
- ON THE cntr STATEMENT, where cntr indicates the job control statement on which the error occurred. This phrase usually occurs if the error was detected before any keyword parameters were processed. (For example, an error was detected in the name field of a statement.)
- IN THE prm1 SUBPARAMETER OF THE prm2 FIELD, where prm1 is a minor keyword parameter associated with major keyword parameter prm2. (For example, SER is a minor keyword parameter that appears only when associated with major keyword parameter VOLUME.)
- IN THE SYMBOLIC PARAMETER, if the error was detected in the symbolic parameter.
- IN THE VALUE FIELD OF THE SYMBOLIC PARAMETER, if the error was detected in the field which assigns a value to a symbolic parameter.
- IN THE prm OVERRIDE FIELD, where prm is an override keyword parameter on an EXEC statement.

*System Action:* The job is terminated. The remaining job control statements for the job are scanned for syntax errors.

*Programmer Response:* Probable user error. Correct the erroneous parameter. Then submit the job again.

IEF

*Problem Determination:* Table I, items 1, 4, 7c, 29.

#### **IEF6451 INVALID REFER BACK xxx**

*Explanation:* In a job control statement, a parameter specified the name of a previous statement. However, a statement with that name was not found, or the statement contained the DYNAM parameter.

In the message text, xxx is one of the following phrases:

- IN THE prm FIELD, where prm is the most recently encountered keyword parameter preceding the error.
- ON THE cntr STATEMENT, where cntr indicates the job control statement on which the error occurred. This phrase usually occurs if the error was detected before any keyword parameters were processed. (For example, an error was detected in the name field of a statement.)
- IN THE prm1 SUBPARAMETER OF THE prm2 FIELD, where prm1 is a minor keyword parameter associated with major keyword parameter prm2. (For example, SER is a minor keyword parameter that appears only when associated with major keyword parameter VOLUME.)
- IN THE SYMBOLIC PARAMETER, if the error was detected in the symbolic parameter.
- IN THE VALUE FIELD OF THE SYMBOLIC PARAMETER, if the error was detected in the field which assigns a value to a symbolic parameter.
- IN THE prm OVERRIDE FIELD, where prm is an override keyword parameter on an EXEC statement.

*System Action:* The job is terminated. The remaining job control statements for the job are scanned for syntax errors.

*Programmer Response:* Probable user error. Check the spelling and punching of the parameter containing the reference and of the name in the statement to which it refers. Determine if the parameter containing the reference can validly contain a reference. After correcting the error, submit the job again.

*Problem Determination:* Table I, items 1, 4, 7c, 29.

#### **IEF6461 REQUIRED POSITIONAL PARAMETER MISSING xxx**

*Explanation:* In a job control statement, a required positional parameter or subparameter was not specified.

In the message text, xxx is one of the following phrases:

- IN THE prm FIELD, where prm is the most recently encountered keyword parameter preceding the error.
- ON THE cntr STATEMENT, where cntr indicates the job control statement on which the error occurred. This phrase usually occurs if the error was detected before any keyword parameters were processed. (For example, an error was detected in the name field of a statement.)
- IN THE prm1 SUBPARAMETER OF THE prm2 FIELD, where prm1 is a minor keyword parameter associated with major keyword parameter prm2. (For example, SER is a minor keyword parameter that appears only when associated with major keyword parameter VOLUME.)
- IN THE SYMBOLIC PARAMETER, if the error was detected in the symbolic parameter.
- IN THE VALUE FIELD OF THE SYMBOLIC PARAMETER, if the error was detected in the field which assigns a value to a symbolic parameter.
- IN THE prm OVERRIDE FIELD, where prm is an override keyword parameter on an EXEC statement.

*System Action:* The job is terminated. The remaining job control statements for the job are scanned for syntax errors.

*Programmer Response:* Probable user error. Insert the missing parameter or subparameter. Then submit the job again.

*Problem Determination:* Table I, items 1, 4, 7c, 29.

#### **IEF6471 NON-ALPHABETIC FIRST CHARACTER OF NAME xxx**

*Explanation:* In a job control statement, the first character in a

name is not alphabetic. The name can be the name field, a procedure name in a parameter, or a program name in a parameter.

This message will also appear when a relative generation number of a generation data group is used without a plus or minus sign. For example, DSNAME = dsname(+1) is correct, whereas DSNAME = dsname(1) is incorrect.

In the message text, xxx is one of the following phrases:

- IN THE prm FIELD, where prm is the most recently encountered keyword parameter preceding the error.
- ON THE cntr STATEMENT, where cntr indicates the job control statement on which the error occurred. This phrase usually occurs if the error was detected before any keyword parameters were processed. (For example, an error was detected in the name field of a statement.)
- IN THE prm1 SUBPARAMETER OF THE prm2 FIELD, where prm1 is a minor keyword parameter associated with major keyword parameter prm2. (For example, SER is a minor keyword parameter that appears only when associated with major keyword parameter VOLUME.)
- IN THE SYMBOLIC PARAMETER, if the error was detected in the symbolic parameter.
- IN THE VALUE FIELD OF THE SYMBOLIC PARAMETER, if the error was detected in the field which assigns a value to a symbolic parameter.
- IN THE prm OVERRIDE FIELD, where prm is an override keyword parameter on an EXEC statement.

*System Action:* The job is terminated. The remaining job control statements for the job are scanned for syntax errors.

*Programmer Response:* Probable user error. Correct the name field. Then submit the job again.

*Problem Determination:* Table I, items 1, 4, 7c, 29.

#### **IEF6481 INVALID DISP FIELD - xxx SUBSTITUTED**

*Explanation:* In a DD statement, a subparameter specified in the DISP parameter is invalid:

- A disposition of KEEP is invalid for a temporary data set. In this case, xxx will appear as PASS. If a DSNAME parameter references a data set which has a disposition of DELETE, xxx will also appear as PASS.
- A disposition of CATLG is invalid for a data set whose data set name is enclosed in apostrophes. (In this case, xxx will appear as KEEP.)

*System Action:* The system changed the disposition of the data set to xxx. Processing continued.

*Programmer Response:* Probable user error. If the job is to be executed again, correct the invalid disposition.

*Problem Determination:* Table I, items 1, 4, 7c, 29.

#### **IEF6491 EXCESSIVE NUMBER OF DD STATEMENTS**

*Explanation:* More than 1635 DD statements appeared in one job step. Possibly, an EXEC statement is missing.

*System Action:* The job is terminated. The remaining job control statements for the job are scanned for syntax errors. The system printed the message with each DD statement after the 1635th.

*Programmer Response:* Probable user error. Either remove the excess DD statement(s) or add a missing EXEC statement. Then submit the job again.

*Problem Determination:* Table I, items 1, 7c, 29.

#### **IEF6501 INCORRECT USE OF SLASH xxx**

*Explanation:* In a job control statement, a slash appeared in a parameter or field in which a slash is not permitted.

In the message text, xxx is one of the following phrases:

- IN THE prm FIELD, where prm is the most recently encountered keyword parameter preceding the error.

- ON THE cntr STATEMENT, where cntr indicates the job control statement on which the error occurred. This phrase usually occurs if the error was detected before any keyword parameters were processed. (For example, an error was detected in the name field of a statement.)
- IN THE prm1 SUBPARAMETER OF THE prm2 FIELD, where prm1 is a minor keyword parameter associated with major keyword parameter prm2. (For example, SER is a minor keyword parameter that appears only when associated with major keyword parameter VOLUME.)
- IN THE SYMBOLIC PARAMETER, if the error was detected in the symbolic parameter.
- IN THE VALUE FIELD OF THE SYMBOLIC PARAMETER, if the error was detected in the field which assigns a value to a symbolic parameter.
- IN THE prm OVERRIDE FIELD, where prm is an override keyword parameter on an EXEC statement.

*System Action:* The job is terminated. The remaining job control statements for the job are scanned for syntax errors.

*Programmer Response:* Probable user error. Correct the parameter or field. Then submit the job again.

*Problem Determination:* Table I, items 1, 4, 7c, 29.

#### IEF651I INCORRECT USE OF MINUS xxx

*Explanation:* In a job control statement, a hyphen (or minus sign) appeared in a parameter or field in which a hyphen is not permitted.

In the message text, xxx is one of the following phrases:

- IN THE prm FIELD, where prm is the most recently encountered keyword parameter preceding the error.
- ON THE cntr STATEMENT, where cntr indicates the job control statement on which the error occurred. This phrase usually occurs if the error was detected before any keyword parameters were processed. (For example, an error was detected in the name field of a statement.)
- IN THE prm1 SUBPARAMETER OF THE prm2 FIELD, where prm1 is a minor keyword parameter associated with major keyword parameter prm2. (For example, SER is a minor keyword parameter that appears only when associated with major keyword parameter VOLUME.)
- IN THE SYMBOLIC PARAMETER, if the error was detected in the symbolic parameter.
- IN THE VALUE FIELD OF THE SYMBOLIC PARAMETER, if the error was detected in the field which assigns a value to a symbolic parameter.
- IN THE prm OVERRIDE FIELD, where prm is an override keyword parameter on an EXEC statement.

*System Action:* The job is terminated. The remaining job control statements for the job are scanned for syntax errors.

*Programmer Response:* Probable user error. Correct the parameter or field. Then submit the job again.

*Problem Determination:* Table I, items 1, 4, 7c, 29.

#### IEF652I MUTUALLY EXCLUSIVE KEYWORDS - KEYWORD IN THE prm FIELD IS MUTUALLY EXCLUSIVE WITH KEYWORD ON THE cntr STATEMENT

*Explanation:* The job control statement indicated by cntr in the message text was flagged for one of the following reasons:

- The keyword indicated by prm in the message text and another keyword or positional parameter on the same statement are either mutually exclusive or identical.
- The DLM keyword was detected on the statement before the required asterisk (\*) or DATA. Therefore, any other major keywords that might appear on the statement, except DCB, will be mutually exclusive with DLM.

*System Action:* The job is terminated. The remaining job control statements for the job are scanned for syntax errors.

*Programmer Response:* Probable user error. Correct the statement in error and run the job again.

*Problem Determination:* Table I, items 1, 4, 7c, 29.

#### IEF653I SUBSTITUTION JCL - xxx

*Explanation:* In a cataloged procedure statement, one or more symbolic parameters were used. In the message text, xxx represents the text that results from the symbolic parameter substitution.

If DD DUMMY or DD DYNAM is used to override a JCL statement in a cataloged procedure, the overridden parameters in the message text will appear as DUMM = or DYNA = .

*Programmer Response:* None.

#### IEF654I MULTIPLE DDNAMES REFER TO ONE DD STATEMENT

*Explanation:* In the job control statements for a job step, two DD statements contain DDNAME parameters that specify the same name.

*System Action:* The job is terminated. The remaining job control statements for the job are scanned for syntax errors.

*Programmer Response:* Probable user error. Either delete one of the DD statements or change the name in one of the duplicate DDNAME parameters. Then submit the job again.

*Problem Determination:* Table I, items 1, 4, 7c, 29.

#### IEF655I DSNAME INVALID WHEN SYSOUT SPECIFIED

*Explanation:* A DD statement contained a SYSOUT parameter and a DSNAME parameter.

*System Action:* The DSNAME parameter is ignored. Processing continues.

*Programmer Response:* Probable user error. If the job is to be executed again, correct the statement by removing the DSNAME or SYSOUT parameter.

*Problem Determination:* Table I, items 1, 4, 7a, 29.

#### IEF657I SYMBOL NOT DEFINED IN PROCEDURE

*Explanation:* In an EXEC statement calling a procedure, or a PROC card in a called procedure a value was assigned to a symbolic parameter not defined for that procedure.

*System Action:* The job is terminated.

*Programmer Response:* Probable user error. Include the symbolic parameter in the procedure or remove the value assignment from the EXEC statement or PROC statement

*Problem Determination:* Table I, items 1, 3, 4, 7c, 29.

#### IEF658I PROC VERB STATEMENT OUT OF SEQUENCE

*Explanation:* A statement which specified PROC in its operation field was not the first statement in a procedure. The PROC statement is valid only as the first statement in a procedure.

*System Action:* The job is terminated.

*Programmer Response:* Probable user error. If a PROC statement is to be used, make sure that it appears only as the first statement in the procedure.

*Problem Determination:* Table I, items 1, 4, 7c, 29.

#### IEF659I MISPLACED SYSCHK DD STATEMENT

*Explanation:* During execution of a deferred restart, it was found that a SYSCHK DD statement preceded the first EXEC statement in the resubmitted deck. However, the RESTART parameter of the JOB statement did not specify a checkpoint identification.

*System Action:* Restart is terminated.

*Programmer Response:* Probable user error. If checkpoint restart is desired, specify a checkpoint identification in the

RESTART parameter of the JOB statement. If step restart is desired, remove the SYSCHK DD statement.  
*Problem Determination:* Table I, items 1, 4, 7c, 29.

#### IEF660I MISSING SYSCHK DD STATEMENT

*Explanation:* During execution of a deferred checkpoint restart, it was found that the RESTART parameter of the JOB statement specified a checkpoint identification. However, a SYSCHK DD statement did not precede the first EXEC statement in the resubmitted deck.

*System Action:* Restart is terminated.

*Programmer Response:* Probable user error. Place a SYSCHK DD statement before the first EXEC statement. Then resubmit the job.

*Problem Determination:* Table I, items 1, 4, 7c, 29.

#### IEF661I RESTART STEP NOT FOUND

*Explanation:* During execution of a deferred restart, it was found that the RESTART parameter of the JOB statement specified a step name that could not be found either in the resubmitted deck or in the specified cataloged procedure.

*System Action:* Restart is terminated.

*Programmer Response:* Probable user error. Correct the RESTART parameter and resubmit the job.

*Problem Determination:* Table I, items 1, 4, 7c, 29.

#### IEF662I INVALID LABEL ON THE {PROC} STATEMENT {PEND}

*Explanation:* The name in the name field of the PROC or PEND statement, as indicated in the message text, either is too long or contains an invalid character.

*System Action:* The job is terminated. The remaining job control statements for the job are scanned for syntax errors.

*Programmer Response:* Probable user error. Correct the name field of the statement. Then submit the job again.

*Problem Determination:* Table I, items 1, 4, 7c, 29.

#### IEF663I NO LABEL ON THE PROC STATEMENT

*Explanation:* No name was specified in the name field of the PROC statement for an in-stream procedure.

*System Action:* The job is terminated. The remaining job control statements for the job are scanned for syntax errors.

*Programmer Response:* Probable user error. Specify a name in the name field of the PROC statement. Then submit the job again.

*Problem Determination:* Table I, items 1, 4, 7c, 29.

#### IEF665I EXCESSIVE NUMBER OF IN-STREAM PROCEDURES

*Explanation:* The job contains more than 15 in-stream procedures.

*System Action:* The job was terminated. The remaining job control statements for the job were scanned for syntax errors.

*Programmer Response:* Probable user error. Make sure that no more than 15 in-stream procedures are specified in the job. Then submit the job again.

*Problem Determination:* Table I, items 1, 4, 7c, 29.

#### IEF668I PEND VERB STATEMENT OUT OF SEQUENCE

*Explanation:* A PEND statement has been encountered which does not terminate an in-stream procedure; that is, either it is not preceded by a valid PROC statement, or the procedure contains data, a DD \* statement, or a DD DATA statement. The PEND verb is valid only as the last statement in the in-stream procedure.

*System Action:* The job is terminated. The remaining job control statements for the job are scanned for syntax errors.

*Programmer Response:* If the PEND statement is unnecessary, remove it. Otherwise, either supply a correct PROC statement or remove from the in-stream procedure the data, DD \* statement or DD DATA statement. Resubmit the job.

#### IEF669I INVALID REFER FORWARD TO DYNAM DATA SET

*Explanation:* The system has encountered a DD statement in which the DDNAME parameter specifies the name of a DD statement that contains a DYNAM parameter.

*System Action:* The job is terminated. The remaining job control statements are scanned for syntax errors.

*Programmer Response:* Probable user error. Either change the reference in the DDNAME parameter or delete the DYNAM parameter in the referenced DD statement. Submit the job again.

*Problem Determination:* Table I, items 1, 4, 5a, 29.

#### IEF670I NO VALUE ASSIGNED TO SYMBOLIC PARAMETER ON PROC STMT VIA THE EXEC STMT

*Explanation:* A jobstep calling a cataloged procedure has not provided a value in its EXEC statement for a symbolic parameter contained in the PROC statement of the procedure. The symbol has no default value, and is therefore undefined.

*Note:* The symbolic parameter in question may have the same spelling as some valid EXEC statement keyword, such as REGION.

*System Action:* The job is terminated.

*Programmer Response:* Correct the error by giving the symbolic parameter a default value on the PROC statement, by making a value assignment for it on the EXEC statement, or by changing the name of the symbolic parameter.

*Problem Determination:* Table I, items 1, 3, 4, 7c, 29.

#### IEF671I MISPLACED JOBCAT DD STATEMENT

*Explanation:* A JOBCAT DD statement appeared after an EXEC statement, or a second JOBCAT DD statement appeared in the control statements of the job.

A JOBCAT DD statement, which defines a user catalog for the job, must precede the first EXEC statement in a job. Only one statement containing JOBCAT in its name field may appear in the control statements of a job. If a JOBLIB DD statement appears in the same job, it must immediately precede the JOBCAT statement.

*System Action:* The job is terminated. The remaining control statements are scanned for syntax errors.

*Programmer Response:* Probable user error. Make sure that the JOBCAT DD statement immediately precedes the first EXEC statement. If two or more user catalogs are to be used as one catalog, put blanks in the name field of the concatenated DD statements, and make sure that the concatenated DD statements immediately follow the JOBCAT DD statement. Then run the job again.

#### IEF672I DUPLICATE STEPCAT DD STATEMENT

*Explanation:* Only one STEPCAT DD statement may appear in a job step; more than one was found.

*System Action:* The job terminates and the remaining control statements are scanned for syntax errors.

*Programmer Response:* Probable user error. Remove all duplicate STEPCAT DD statements. If two or more user catalogs are to be used as one catalog, put blanks in the name fields of the concatenated DD statements. Make sure that the concatenated DD statements are immediately after the STEPCAT DD statement and run the job again.

**IEF673I ADDRSPC = REAL INVALID ON THE cntr STATEMENT**

*Explanation:* An unauthorized user is attempting to acquire real storage. Currently, TSO is the only unauthorized user. In the message text, cntr is either JOB or EXEC.

*System Action:* The job is terminated. The remaining job control statements are scanned for syntax errors.

*Programmer Response:* Probable user error. Either remove the ADDRSPC keyword from the statement in error (allowing ADDRSPC to default to VIRT) or specify ADDRSPC = VIRT. Run the job again.

**IEF674I INVALID DYNUMBR VALUE - 0 SUBSTITUTED**

*Explanation:* A non-numeric or value exceeding 1635 was coded as an object of the DYNAMBR keyword.

*System Action:* A default of 0 is set and the job is allowed to continue processing.

*Programmer Response:* Correct the value and resubmit the job if necessary.

*Problem Determination:* Table I, items 1, 4, 7a, 29.

**IEF675I PERFORM VALUE INVALID OR OMITTED - SYSTEM DEFAULT SUBSTITUTED**

*Explanation:* An incorrect value was coded as an object of the PERFORM keyword, or the PERFORM keyword was omitted. The value was non-numeric or exceeded 255.

*System Action:* A system default is used (supplied by the SRM). A default of one (1) is substituted for non-TSO jobs and two (2) for TSO jobs. The job is allowed to continue.

*Programmer Response:* Correct the value and resubmit the job if necessary.

*Problem Determination:* Table I, items 1, 4, 7a, 29.

**IEF676I PERFORM VALUE UNDEFINED TO SYSTEM - DEFAULT SUBSTITUTED**

*Explanation:* The value specified is not among the performance group values defined by the installation.

*System Action:* A system default is used (supplied by the optimizer). A default of one (1) is substituted for non-TSO jobs and two (2) for TSO jobs. The job is allowed to continue.

*Programmer Response:* Correct the value and resubmit the job if necessary.

*Problem Determination:* Table I, items 1, 4, 7a, 29.

**IEF677I WARNING MESSAGE(S) FOR JOB jjj ISSUED**

*Explanation:* While converting or interpreting the JCL for this job, an error was detected, but a system default was set. jjj identifies the jobname.

*System Action:* Warning messages are issued at the end of the JCL for job jjj.

*Programmer Response:* Check the warning messages to identify the default.

*Problem Determination:* Table I, items 1, 4, 7a, 29.

**IEF678I DEVICE I/O ERROR CONVERTING/INTERPRETING JCL**

*Explanation:* An uncorrectable input/output error occurred while processing a JCL statement.

*System Action:* The job being processed is terminated when the error occurs. Message IEF679I is written to the console and in response the operator reentered the job through the input stream.

*Programmer Response:* None.

**IEF679I DEVICE I/O ERROR CONVERTING/INTERPRETING JCL FOR JOB jjj**

*Explanation:* An uncorrectable input/output error occurred while processing a JCL statement. jjj is the jobname.

*System Action:* The job is terminated and message IEF678I is written in the SYSOUT data set to inform the programmer.

*Programmer Response:* Resubmit the job in the input stream.

*Problem Determination:* Table I, items 1, 2, 4, 7a, 29.

**IEF680I DEVICE I/O ERROR WRITING TO SYSTEM MESSAGE DATA SET FOR JOB jjj**

*Explanation:* An uncorrectable input/output error occurred while writing a JCL statement or diagnostic to a SYSOUT data set.

*System Action:* The job is terminated.

*Programmer Response:* Resubmit the job in the input stream.

*Problem Determination:* Table I, items 1, 2, 4, 7a, 29.

**IEF681I INVALID COPIES VALUE - DEFAULT OF ONE SUBSTITUTED**

*Explanation:* A non-numeric or excessive value (greater than 255) was specified as the object of the COPIES keyword.

*System Action:* A default value of one (1) is substituted and the job is allowed to continue.

*Programmer Response:* Correct the value and resubmit the job in the input stream if necessary.

*Problem Determination:* Table I, items 1, 4, 7a, 29.

**IEF682I FREE VALUE INVALID - DEFAULT OF 'END' SUBSTITUTED**

*Explanation:* A value other than CLOSE or END was specified as the object of the FREE keyword.

*System Action:* The default value, END is substituted and the job is allowed to continue processing.

*Programmer Response:* Correct the value and resubmit the job if necessary.

*Problem Determination:* Table I, items 1, 4, 7a, 29.

**IEF683I ccc TERMINATED DUE TO Sdcde ABEND**

*Explanation:* An uncorrectable error occurred while processing a JCL statement. cdc identifies the system ABEND code; ccc identifies either converter or interpreter.

*System Action:* The job is terminated.

*Programmer Response:* None.

*Problem Determination:* Table I, items 1, 4, 7a, 29.

**IEF684I HOLD VALUE INVALID - DEFAULT OF 'NO' SUBSTITUTED**

*Explanation:* An incorrect value was coded as the object of the HOLD keyword (neither YES nor NO was coded).

*System Action:* A default of 'NO' is set and the job is allowed to continue processing.

*Programmer Response:* Correct the value and resubmit the job if necessary.

*Problem Determination:* Table I, items 1, 4, 7a, 29.

**IEF685I STATIC PLUS DYNAMIC DD COUNT EXCEEDS MAX DYNAMIC DD'S REDUCED**

*Explanation:* In a job step, the number of DD's plus the number of DD DYNAM's plus the value that is the object of the DYNAMNBR keyword exceeds 1635.

*System Action:* The number of dynamic DD's is reduced providing a maximum of 1635 total DD's for the job step. The job is allowed to continue processing.



*Programmer Response:* Delete static DD's or DD DYNAM statements, or correct the DYNAMNBR value and resubmit the job if necessary.

*Problem Determination:* Table I, items 1, 4, 7a, 29.

**IEF687I    jji sss [ppp] ddn [+xxx] - REQUESTED VOLUME MOUNTED ON JES3 MANAGED UNIT**

*Explanation:* In a DD statement, the volume specified in the VOLUME parameter or retrieved from the catalog is mounted on a JES3 managed unit and the unit parameter did not specify the name of a group of units managed by JES3. In the message text, ddn is the data definition name in the name field of the DD statement.

*System Action:* The job is terminated.

*Programmer Response:* Probable user error. Change the unit parameter of the DD statement to specify the name of a JES3 managed unit. (This unit name may be obtained from the system programmer.) Then resubmit the job again.

*Problem Determination:* Table I items 1, 3, 4, 7c, and 29.

**IEF688I    jji sss [ppp] ddn [xxxx] - NULLFILE AND DSNAME CONFLICT IN ISAM CONCATENATION**

*Explanation:* A DD statement specifying DSORG = IS or ISU and NULLFILE was found concatenated to a DD statement that specified DSORG = IS or ISU and a dsname other than NULLFILE. In the message text, xxxx refers to the relative position of a concatenated ISAM DD statement in relation to the first DD for the concatenation.

*System Action:* The job is terminated.

*Programmer Response:* Make the dsname for the DD statements in the concatenation either all NULLFILE or all not NULLFILE. Run the job again.

*Problem Determination:* Table I, items 2, 7c, 29.

**IEF700I    jji sss [ppp] - ENVIRONMENT CHANGED. NOW UNABLE TO ALLOCATE**

*Explanation:* A device which was available at the start of step sss of job jji or cataloged procedure step ppp, is now in use by a system function such as OLTEP, DSS, or a system utility.

*System Action:* The job is terminated.

*Programmer Response:* Probable user error. Resubmit the job when the system function has completed.

*Problem Determination:* Table I, items 1, 2, 13, 29.

**IEF701I    jji sss [ppp] [ddn[+xxx]] - ERROR CHANGING ALLOCATION ASSIGNMENTS**

*Explanation:* It was necessary for device allocation to reassign certain allocations for step sss or job jji or catalog procedure step ppp. During an attempt to unallocate a unit so that the reassignment could be done, an error occurred.

In the message text, ddn refers to the data set for which the rearrangement was being done. +xxx refers to the relative position of a concatenated DD in relation to the first member of the concatenated group.

*System Action:* The job is terminated.

*Programmer Response:* Probable system error. Resubmit the job.

*Problem Determination:* Table I, items 1, 2, 13, 29.

**IEF702I    jji sss [ppp] ddn [txxx] UNABLE TO ALLOCATE**

*Explanation:* The system was unable to allocate at least one device to step sss of job jji or cataloged procedure step ppp. ddn is the name of the DD statement that specified the device collection, txxx is the relative position of the concatenated DD to the first DD in the concatenated group (ddn).

In a DD statement, or combination of DD statements, the UNIT parameter(s) specified a device collection and specified more than the number of devices available within the collection.

*System Action:* The job is terminated.

*Programmer Response:* Probable user error. Check the UNIT parameter(s) to ensure that the device collections can supply the number of devices needed. If necessary, change the UNIT parameters. Then resubmit the job.

*Problem Determination:* Table I, items 1, 3, 4, 7c, 29.

**IEF703I    - jji sss [ppp] ddn[+xxx] - NEW DATA SETS NOT ALLOWED ON STACKED PACK FORMAT DOS VOLUME**

*Explanation:* A new data set was requested on a DOS stacked pack format volume by step sss of job jji or cataloged procedure step ppp. In VS systems, new data sets cannot be created on such a volume. Only existing data sets may be used.

In the message text, +xxx refers to the relative position of a concatenated DD to the first DD in the concatenated group (ddn).

*System Action:* The job is terminated.

*Programmer Response:* Probable user error. Specify a different VOL = SER = parameter in DD statement ddn or make sure at least one nonstacked pack format volume is available.

*Problem Determination:* Table I, items 1, 2, 4, 7c, 29.

**IEF704I    jji sss [ppp] ddn[+xxx] - UNABLE TO ACCESS REQUIRED SYSCTLG DATA SET ON CONTROL VOLUME**

*Explanation:* A control volume required to locate a cataloged data set could not be accessed for one of the following reasons:

- No SYSCTLG data set was contained on the required volume.
- A permanent I/O error occurred while catalog management was attempting to open the catalog.

It was impossible to locate the data set.

In the message text, ddn is the name of the DD statement that specified the cataloged data set name. +xxx refers to the relative position of a concatenated DD to the first DD in the concatenated group (ddn).

*System Action:* The job is terminated.

*Programmer Response:* Probable user error. In the first case, make sure that the correct SYSCTLG data set exists on the control volume specified in the master catalog.

In the second case, the job should be rerun.

*Problem Determination:* Table I, items 1, 2, 4, 7a, 25b, 25d, 29 or 30.

**IEF710I    jji sss ppp - MSS MOUNT FAILED FOR VOL ser ON ddd - rc.**

*Explanation:* An attempt by allocation to mount Mass Storage System (MSS) volume ser on device ddd failed. The attempt was made on behalf of step sss in job jji. In the message text, rc is the MSS failure reason code. See OS/VS Message Library: Mass Storage System (MSS) Messages, GC38-1000 for a detailed explanation of the code.

*System Action:* The job terminates.

*Operator Response:* Report the error to the system programmer. If rc is 5, 6, 10, or 12, rerun the job when the MSS volume is available. The system will notify you when the volume is available.

*Programmer Response:* See OS/VS Message Library: Mass Storage System (MSS) Messages, GC38-1000 to determine the cause of the error in MSS.

*Problem Determination:* Table I, items 1, 2, 3, 4, 29.



**IEF711I    jji sss ppp - MSS UNLOAD FAILED FOR VOL ser ON ddd - rc.**

*Explanation:* An attempt by allocation to unload Mass Storage System (MSS) volume ser from device ddd failed. The attempt was made on behalf of step sss in job jji or an UNLOAD command. In the message text, rc is the MSS failure reason code. See OS/VS Message Library: Mass Storage System (MSS) Messages, GC38-1000 for a detailed explanation of the MSS failure reason code.

*System Action:* Processing continues. Even though there was an MSS failure, the system will disassociate the volume from the unit as indicated by message IEE734I.

*Operator Response:* Report the problem to the system programmer.

*Programmer Response:* See OS/VS Message Library: Mass Storage System (MSS) Messages, GC38-1000 to determine the cause of the error in MSS.

*Problem Determination:* Table I, items 1, 2, 3, 4, 29.

**IEF712I    jji sss ppp - MSS VERIFY FOR VOL ser ON ddd - reason.**

*Explanation:* The system was unable to verify the label of volume ser on device ddd. Reason is one of the following:

- a. I/O ERROR - Input/output error reading the label of the volume on device ddd. Volume ser was requested.
- b. WRONG VOL - The label of the volume on device ddd contains a serial number other than the one requested. This condition can occur if the MSS volume has been associated with another volume serial.

*System Action:* The job terminates.

*Operator Response:* Report the problem to the system programmer. If the volume serial number in the message was SCRTCH, vary the device offline and specify the PURGE option at the next IPL of the system.

*Problem Determination:* Table I, items 1, 2, 3, 4, 29.

**IEF713I    jji sss ppp - MSS VOLUME NOT AVAILABLE.**

*Explanation:* Refer to message IEF710I on the JES job log for the volume serial number, the device address, and the failure reason code. The requested volume is presently mounted with the Exclusive attribute, or the Mass Storage System (MSS) device is not shareable, and currently the volume is already mounted and shareable. See OS/VS Message Library: Mass Storage System (MSS) Messages, GC38-1000 for a detailed explanation of the MSS reason code in IEF710I.

*System Action:* The job terminates.

*Operator Response:* Rerun the job when the MSS volume is available.

*Programmer Response:* Resubmit the job when the MSS volume becomes available. The operator will be notified when the volume becomes available.

*Problem Determination:* Table I, items 1, 2, 3, 4, 29.

**IEF714I    jji sss ppp - MSS VOLUME NOT DEFINED.**

*Explanation:* Probable user error. The Mass Storage System (MSS) volume does not exist. See OS/VS Message Library: Mass Storage System (MSS) Messages, GC38-1000 for a detailed explanation of MSS reason code 7.

*System Action:* The job terminates.

*Programmer Response:* Correct the volume serial number and resubmit the job.

*Problem Determination:* Table I, items 1, 2, 3, 4, 29.

**IEF715I    jji sss ppp - MSS VOLUME INACCESSIBLE.**

*Explanation:* Refer to message IEF710I in the JES job log for the volume serial number, device address and the MSS failure

reason code. The volume can not be accessed from the specified device address. See OS/VS Message Library: Mass Storage System (MSS) Messages, GC38-1000 for a detailed explanation of the MSS reason code in IEF710I.

*System Action:* The job terminates.

*Programmer Response:* See OS/VS Message Library: Mass Storage System (MSS) Messages, GC38-1000 to determine the cause of the error. For reason code 8, resubmit the job after correcting the JCL according to proper installation procedures. For reason codes 10 and 12, resubmit the job when the MSS volume becomes available.

*Problem Determination:* Table I, items 1, 2, 3, 4, 29.

**IEF716I    jji sss ppp - UNABLE TO MOUNT MSS VOLUME.**

*Explanation:* Refer to message IEF710I on the JES job log for the volume serial number and device address of the volume, and for the failure reason code. Due to a Mass Storage System (MSS) error, the system can not mount the volume. See OS/VS Message Library: Mass Storage System (MSS) Messages, GC38-1000 for a detailed explanation of the reason code in IEF710I.

*System Action:* The job terminates.

*Programmer Response:* Report the problem to the system programmer. Resubmit the job after the system programmer has corrected the error indicated in IEF710I.

*Problem Determination:* Table I, items 1, 2, 3, 4, 29.

**IEF717I    jji sss ppp - MSS VOLUME NOT MOUNTED. MSVGP NAME DOES NOT EXIST.**

*Explanation:* Probable user error. The virtual volume group name (MSVGP) specified does not exist. See OS/VS Message Library: Mass Storage System (MSS) Messages, GC38-1000 for a detailed explanation of MSS reason code X'207'.

*System Action:* The job terminates.

*Programmer Response:* Correct the MSVGP name and resubmit the job.

*Problem Determination:* Table I, items 1, 2, 3, 4, 29.

**IEF718I    jji sss ppp - MSS VOLUME NOT MOUNTED. SPACE OR MSVGP REQUIRED FOR NON-SPECIFIC REQUEST.**

*Explanation:* Probable user error. Either SPACE or MSVGP name must be specified on a nonspecific volume request to the Mass Storage System (MSS). See OS/VS Message Library: Mass Storage System (MSS) Messages, GC38-1000 for a detailed explanation of MSS reason code X'225'.

*System Action:* The job terminates.

*Programmer Response:* Resubmit the job, adding either a MSVGP name or SPACE specification to the request.

*Problem Determination:* Table I, items 1, 2, 3, 4, 29.

**IEF719I    jji sss [ppp] ddn [+xxx] - DATA SET PREVIOUSLY DEFINED ON THIS VOLUME.**

*Explanation:* A profile for the specified data set on this volume already exists in the resource access control facility (RACF) data set.

In the message text, +xxx indicates the relative position of a concatenated DD in relation to the first DD in the concatenated group ddn.

*Note:* This message is generated only in systems containing the RACF facility.

*System Action:* The job is terminated.

*Programmer Response:* Probable user error. Change the data set name or volume serial, or have the installation RACF administrator delete (from the RACF data set) the profile for the specified data set on this volume. Then, resubmit the job.

*Problem Determination:* Table I, items 1, 3, 4, 7c, 26b.

**IEF720I    jji sss [ppp] ddn [+xxx] - USER NOT AUTHORIZED TO DEFINE THIS DATA SET.**

*Explanation:* The user has been given the automatic data set protection characteristic without being given authorization to define data sets.

In the message text, +xxx indicates the relative position of a concatenated DD in relation to the first DD in the concatenated group ddn.

*Note:* This message is generated only in systems containing the resource access control facility (RACF).

*System Action:* The job is terminated.

*Programmer Response:* Contact the installation RACF administrator to either remove the automatic data set protection characteristic from the user profile or authorize the user to define data sets. Then, resubmit the job.

*Problem Determination:* Table I, items 1, 3, 4, 7c.

**IEF721I    jji sss [ppp] ddn [+xxx] - PROTECTION CONFLICT IN ISAM REQUESTS.**

*Explanation:* Automatic data set protection could not be performed because a concatenated ISAM DD statement contained one or more of the following errors:

- The data set status was not either NEW or MOD treated as NEW.
- The data set disposition or conditional disposition was DELETE.
- DSNAME specified a system-generated name.

In the message text, +xxx indicates the relative position of a concatenated DD in relation to the first DD in the concatenated group ddn.

*Note:* This message is generated only in systems containing the resource access control facility (RACF).

*System Action:* The job is terminated.

*Programmer Response:* Ensure that the above conditions for automatic data set protection are met by each DD statement of the concatenation. Then, resubmit the job.

*Problem Determination:* Table I, items 1, 3, 4, 7c.

**IEF722I    jji - FAILED - SECURITY VIOLATION - INVALID PASSWORD GIVEN**  
**EXPIRED PASSWORD GIVEN**  
**NEW PASSWORD NOT VALID**  
**USER NOT PART OF GROUP**  
**USER PROFILE NOT FOUND**  
**FAILED BY INSTALLATION**  
**USER ACCESS IS REVOKED**

*Explanation:* While job jji was being processed, one of the following conditions was detected by the resource access control facility (RACF) program:

- The password supplied was not contained in the user's profile.
- The user password has expired. A new password must be provided for RACINIT to be successful.
- The new password is not valid or is the same as the old password.
- The GROUP specified is not valid for the user.
- The user was not defined by the system resource administrator.
- The job was failed by the installation exit routine taken when the job was initiated.
- Although the user is defined and the password is correct, the user's access has been revoked.

*Note:* This message is generated only in systems containing the RACF facility.

*System Action:* The job is terminated, and no steps are executed. No RACF-protected resources are accessed.

*Programmer Response:* In the first four cases, execute the job again, specifying the correct value for PASSWORD or GROUP. If the problem persists, contact the RACF administrator at your installation.

In the last three cases, contact the RACF administrator for assistance.

*Problem Determination:* Table I, items 1, 2, 3, 4, 7d, 29.

**IEF861I    FOLLOWING RESERVED DATA SET NAMES UNAVAILABLE TO jji**

*Explanation:* Job jji requested the use of one or more data sets that are currently unavailable. The data sets are reserved for other jobs currently executing in the system. Message IEF863I follows, listing the data set names.

*System Action:* Processing of the job named jji is suspended.

*Operator Response:* None.



**IEF863I DSN = dsn**

*Explanation:* Data set name dsn is not available to the job named in preceding message IEF861I. This message will appear for each data set name that is not available.

*System Action:* One of the following messages will be issued to explain the status of the job:

- IEF099I JOB jjj WAITING FOR DATA SETS
- IEF452I xxx JOB NOT RUN - JCL ERROR [TIME = hh.mm.ss] message IEF452I will be written if the job is a TSO LOGON, which would have to wait for data sets.

*Operator Response:* None.

## Section 10: System Generation Messages (IEI)

Component Name	IEI															
Program Producing Message	Assembler program during expansion of system generation macro instructions.															
Audience and Where Produced	For system programmer: assembler listing in SYSPRINT data set.															
Message Format	<p>s, * * * IEImacnnn text</p> <p>s</p> <p>Severity code:</p> <p>0 Warning message; the condition indicated may cause errors in new system.</p> <p>5 Error message; error is in coding of a system generation macro instruction.</p> <p>7 Error message; message is produced by GENERATE macro instruction.</p> <p>mac</p> <p>Indication of system generation macro instruction at which error was detected:</p> <table style="width: 100%; border: none;"> <tr> <td>AFF AFFINITY</td> <td>DAT DATAMGT</td> <td>SCH SCHEDULR</td> </tr> <tr> <td>CHA CHANNEL</td> <td>DTS DATASET</td> <td>SVC SVCTABLE</td> </tr> <tr> <td>CKP CKPTREST</td> <td>EDI EDIT</td> <td>TSO TSO</td> </tr> <tr> <td>CON CONSOLE</td> <td>GEN GENERATE</td> <td>UNI UNITNAME</td> </tr> <tr> <td>CTR CTRLPROG</td> <td>IOD IODEVICE</td> <td></td> </tr> </table> <p>nnn</p> <p>Message serial number.</p> <p>text</p> <p>Message text.</p>	AFF AFFINITY	DAT DATAMGT	SCH SCHEDULR	CHA CHANNEL	DTS DATASET	SVC SVCTABLE	CKP CKPTREST	EDI EDIT	TSO TSO	CON CONSOLE	GEN GENERATE	UNI UNITNAME	CTR CTRLPROG	IOD IODEVICE	
AFF AFFINITY	DAT DATAMGT	SCH SCHEDULR														
CHA CHANNEL	DTS DATASET	SVC SVCTABLE														
CKP CKPTREST	EDI EDIT	TSO TSO														
CON CONSOLE	GEN GENERATE	UNI UNITNAME														
CTR CTRLPROG	IOD IODEVICE															
Comments	None.															
Associated Publications	OS/VS2 System Generation Reference, GC26-3792.															
Problem Determination	Refer to Tables I and II at the back of this publication for problem determination instructions.															

### IEImacnnn text

**Explanation:** Error: The error indicated by the message text is a coding error in the system generation macro instruction, mac. The message serial number, nnn, identifies the message. For the CHANNEL, and IODEVICE macro instructions, the message text begins with either the name field of the macro instruction or, if the name field was omitted, the sequential identification number provided by the system.

**Examples of these messages are:**

5,\* \* \* IEICHA102 CHANNEL2-ADDRESS VALUE NOT SPECIFIED

5,\* \* \* IEICHA102 CHAN#2-ADDRESS VALUE NOT SPECIFIED

The first example illustrates a message for a CHANNEL macro instruction. "CHANNEL2" is the name field of the macro instruction.

The second example illustrates the same message, but in this case, the name field was omitted and "CHAN#2" was supplied by the macro instruction.

**System Action:** The assembler program did not produce a job stream in the SYS PUNCH data set. The program analyzed all remaining system generation macro instructions and printed any other required messages. Either message IEIGEN113 or IEIGEN116 was printed, followed by the message:

GENERATION TERMINATED. Then the system generation process was abnormally terminated.

**Severity Code:** 5

**Programmer Response:** Probable user error. Correct the errors indicated and begin the system generation process from the start of Stage I.

**Problem Determination:** Table I, items 17a, 29. Have the hardware configuration available.

### IEIGEN113 QUIT SWITCH PRIOR TO GENERATE MACRO

**Explanation:** One or more errors, indicated by messages, were detected before the GENERATE macro instruction was expanded.

**Severity Code:** 7

**Programmer Response:** Correct the errors indicated and begin the system generation process from the start of Stage I.

### IEIGEN116 QUIT SWITCH SET IN GENERATE MACRO

**Explanation:** One or more errors were detected during the expansion of the GENERATE macro instruction.

**Severity Code:** 7

**Programmer Response:** Correct the errors indicated and begin the system generation process from the start of Stage I.

### 7,\* \* \* GENERATION TERMINATED \* \* \*

**Explanation:** The system generation process was abnormally terminated.

**Severity Code:** 7

**Programmer Response:** None. This message follows message IEIGEN113 and/or message IEIGEN116.

IEI

## Warning Messages

### IEImacnnn text

*Explanation:* The message text indicates a condition in macro instruction mac that may cause errors in the new system. The message serial number nnn identifies the message.

For example:

0,\* \* \* IEIGEN940 CTRLPROG MACRO DEFAULTED

*Explanation:* The indicated macro instruction was not specified and the default options were taken.

*Severity Code:* 0

*Programmer Response:* None.

0,\*\*\*IEIGEN933 CONSOLE MACRO, CONSOLE ADDRESS  
xxx, DISPLAY AREAS DEFAULTED TO LENGTH 14

*Explanation:* The dimensions for the status displays for this console were not specified; the default value was used.

*Severity Code:* 0

*Programmer Response:* None.

## Informative Messages

### \*, text

*Explanation:* This type of message documents the options selected for the new system through the system generation macro instructions. All options are described, whether the selection was explicit or implicit.

**\*\*macro name\*\*component  
name\*\*component ID\*\***

*Explanation:* A message of this type appears before any PUNCH statements that were produced by the macro expansion. The macro name is the name of the macro instruction that produced any succeeding PUNCH statements. The component name is the name of the component group responsible for maintaining the particular macro expansion. The component ID is the identification to be used in reporting trouble if a problem is isolated to the code produced by the particular macro expansion.

## Section 11: SMF Dump Program Messages (IFA)

Component Name	IFA
Program Producing Message	SMF Dump Program IFASMFDP.
Audience and Where Produced	For programmer: SYSPRINT.
Message Format	IFAnnns text nnn Message serial number. text Message text. s Type code: I Information; no operator action is required. A Action; operator must perform a specific action.
Associated Publications	OS/VS System Management Facilities (SMF), GC35-0004.
Problem Determination	Refer to Tables I and II at the back of this publication for problem determination instructions.

### IFA001I DCB OPEN FAILED FOR DUMPIN DATA SET

*Explanation:* The data set defined by the DUMPIN DD statement failed to be opened successfully. Message IEC130I is also issued if the DD statement is missing.  
*System Action:* The job step is terminated.  
*Programmer Response:* Probable user error. Provide a DD statement if it is missing and run the job again.  
*Problem Determination:* Table I, items 1, 4, 29, (if the DD statement is present).

### IFA002I DCB OPEN FAILED FOR DUMPOUT DATA SET

*Explanation:* The data set defined by the DUMPOUT DD statement failed to be opened successfully. Message IEC130I is also issued if the DD statement is missing.  
*System Action:* The job step is terminated.  
*Programmer Response:* Probable user error. Provide a DD statement if it is missing.  
*Problem Determination:* Table I, items 1, 4, 29, (if the DD statement is present).

### IFA004I OUTPUT BLOCKSIZE IS SMALLER THAN INPUT

*Explanation:* The blocksize of the input data set is greater than the blocksize of the output data set.  
*System Action:* The job step is terminated.  
*Programmer Response:* Make sure the output blocksize is not smaller than the input blocksize.  
*Problem Determination:* Table I, items 1, 4, 29.

### IFA005I PERMANENT I/O ERROR DIAGNOSIS err

*Explanation:* A permanent I/O error has occurred on the DUMPIN or DUMPOUT data set. The error description portion is error diagnosis produced by the SYNADAF error analysis routine.  
*System Action:* The job step is terminated.  
*Programmer Response:* Correct the error condition indicated in the message text.  
*Problem Determination:* Table I, items 1, 13, 29.

### IFA006A REQUEST MADE TO DUMP ACTIVE SMF DATA SET - REPLY CANCEL

*Explanation:* The SMF Dump program is attempting to dump the active SMF data set. This request is invalid and must be canceled because SMF records would have been lost.  
*System Action:* The SMF Dump program enters a wait pending the operator's reply.  
*Operator Response:* Enter REPLY xx,'CANCEL' to acknowledge the cancelation of the SMF Dump program. If the wrong SMF data set was specified in the dump program, enter the program to dump the correct data set.  
 To dump the currently active data set, enter the SWITCH SMF or HALT EOD command from the console. Either command will activate the inactive SMF data set if it is empty and free the currently active one for dumping. If the inactive SMF data set is full, it must be dumped prior to issuing the above commands or data will be lost.  
*Problem Determination:* Table I, items 2, 29. Have a copy of the SMF Dump procedure.

### IFA007I SMF DUMP CANCELLED

*Explanation:* This message is issued to notify the operator that a program attempting to dump the SMF data set has been canceled.  
*System Action:* The program IFASMFDP is canceled.  
*Operator Response:* Enter the SMF Dump program to dump the correct SMF data set. If a dump of the active SMF data set is desired first enter a SWITCH SMF or HALT EOD command from the console. Either command will activate the inactive SMF data set if it is empty and free the currently active one for dumping via the SMF Dump program IFASMFDP. If the inactive SMF data set is full, it must be dumped prior to entering the above commands or data will be lost.  
*Problem Determination:* Table I, items 2, 29. Have a copy of the SMF Dump procedure available.

**IFA0081 SMF DUMP CANCELLED - REQUEST MADE TO  
DUMP ACTIVE DATA SET**

*Explanation:* This message is issued to notify the programmer that the SMF Dump program attempted to dump the active SMF data set and has been canceled.

*System Action:* The job step is terminated.

*Programmer Response:* If the wrong SMF data set was specified in the dump program, enter the program to dump the

correct data set. If you want to dump the currently active data set, that data set must be made inactive by the operator before the request will be honored, (because SMF records would be lost).

*Problem Determination:* Table I, items 1, 2, 4, 29. Have a copy of SMF Dump procedures available.



## Section 12: Environment Recording Messages (IFB)

IFB

Component Name	IFB
Program Producing Message	Input/output environment recording routines, OBR and SVC 76.
Audience and Where Produced	For operator: console.
Message Format	xx IFBnnns text xx Message reply identification (absent, if operator reply not required). nnn Message serial number. s Type code: D Decision; operator must choose an alternative. E Eventual action; operator must perform action when he has the time. I Information; no operator action is required. text Message text.
Comments	The first format of the message is used for I/O routines; the second format is used for the system routines.
Associated Publications	OS/VS2 System Programming Library: SYS1.LOGREC Error Recording, GC28-0677
Problem Determination	Refer to Tables I and II at the back of this publication for problem determination instructions.

### IFB010D ENTER 'IPL REASON, SUBSYSTEM ID' OR 'U'

*Explanation:* This message requests the operator to provide:

- The reason for the IPL.
- The device or program (subsystem) responsible for the IPL restart.  
or
- U - to continue operation with default values.

*System Action:* RDE waits pending the operator's reply.

*Operator Response:* Enter a reply in the format REPLY xx,'rr,ss' where xx is the reply id, rr is the RDE IPL reason code, and ss is the subsystem ID code. For an explanation of the IPL reason codes and subsystem ID codes, see *OS/VS2 Programming Library: SYS1.LOGREC Error Recording*.

### IFB020I INVALID REPLY TO IFB010D

*Explanation:* The reply to message IFB010D is incorrect.

*System Action:* Message IFB010D is reissued to allow the operator to reenter his reply.

*Operator Response:* Either enter the IPL reason code and subsystem ID code in the proper format or reply 'U' to select default values, in response to message IFB010D.

### IFB030I SYS1.LOGREC I/O ACCESS ERROR,sens,stat,hh.mm.ss

*Explanation:* Probable hardware (channel or device) error. SYS.LOGREC was accessed either to read or write a record on SYS1.LOGREC, and an uncorrectable input/output error occurred. sens is the first two sense bytes for the error condition, stat is the status portion of the channel status word (CSW), and hh.mm.ss is the time in hours, minutes, and seconds.

*System Action:* The SVC 76 routine does not attempt to retry the I/O operation. If the routine was attempting to write the record, the record is lost. However, SVC 76 does attempt any subsequent I/O access attempts to read or write any subsequent records on SYS1.LOGREC.

*Operator Response:* Execute the IFCEREPO service aid program to dump SYS1.LOGREC and save its existing contents. Then execute the IFCDIP00 service aid program to reinitialize the SYS1.LOGREC data set.

*Programmer Response:* If the SYS1.LOGREC data set reinitialization attempt failed, reallocate the data set on the system residence volume, using the IFCDIP00 service aid program.

*Problem Determination:* Table I, items 2, 30.

### IFB040I SYS1.LOGREC AREA IS FULL, hh.mm.ss

*Explanation:* The SYS1.LOGREC data set is full and cannot contain further environment records. At least one record has been lost.

*System Action:* Processing continues, but further environment records will be lost.

*Operator Response:* Execute the IFCEREPO program to dump and zero the SYS1.LOGREC data set.

### IFB050I SYS1.LOGREC FORMAT ERROR, hh.mm.ss

*Explanation:* The header record of the SYS1.LOGREC data set is missing or invalid.

*System Action:* Processing continues.

*Operator Response:* Execute the IFCDIP00 service aid program to rewrite the header record and reinitialize SYS1.LOGREC.

### IFB060E SYS1.LOGREC NEAR FULL

*Explanation:* The SYS1.LOGREC data set has reached 90% of its capacity for data.

*System Action:* Processing continues.

*Operator Response:* Execute the IFCEREPO service aid to dump and zero the SYS1.LOGREC data set. Continued processing, without the data set being dumped, may cause the data set to become full. To compile a history of hardware failures, do the following:

- Save the IFCEREPO output.
- Save the master console listing.



## Section 13: Machine-Check Handler, Dynamic Device Reconfiguration, Channel Check Handler and Missing Interrupt Handler Messages (IGF)

Component Name	IGF
Program Producing Message	Machine-check handler program, dynamic device reconfiguration program, channel check handler, and missing interrupt handler.
Audience and Where Produced	For operator: console.
Message Format	IGFnns text nnn Message serial number. s Type code: I This message supplies information about the error recovery attempt. W The system has been placed in wait state by MCH. E This message supplies error recovery information and indicates that operator action is required, but that the action may be delayed until convenient. Type code (dynamic device reconfiguration program): A Action; operator must perform a specific action. D Decision; operator must choose an alternative. E Eventual action; operator must perform action when he has time. I Information; no operator action is required. text Message text.
Comments	None.
Associated Publications	OS/VS2 Recovery Management Support Logic, SY27-7250.
Problem Determination	Refer to Tables I and II at the back of this publication for problem determination instructions.



### IGF002I CHANNEL DETECTED ERROR ON ddd,pa,err,op,stat

*Explanation:* A channel-detected error occurred during the operation of device ddd. In the message text the fields are: ddd

device address. If the device address is not available to CCH, ddd will be of the format cXX where c is the number of the associated channel.

pa  
processor address

err  
error source:  
 CU control unit  
 CHAN channel  
 PROC processor (CPU)  
 SCU storage control unit  
 STOR storage

op  
failing command code

stat  
channel and unit status from the channel status word (CSW)

*System Action:* A record of the error is queued by CCH for recording onto the SYS1.LOGREC data set.

*Operator Response:* Probable hardware error. None.

*Problem Determination:* Table I, items 2, 18, 30.

IGF500I SWAP xxx TO yyy - { OPERATOR  
I/O ERROR  
PAGING I/O ERROR }

IGF500D REPLY 'YES', DEVICE, OR 'NO'  
*Explanation:* The message is a repeat for verification of a SWAP command entered by the operator or a request to move a volume as a result of a permanent I/O error on device xxx.

PAGING I/O ERROR indicates that a duplexed paging request has received an I/O error.

If the device address is not allowed in reply, device xxx is a shared direct access storage device. It can only be removed and replaced on a spare drive on the same control unit and readied with the address plug xxx.

*System Action:* The system continues processing. The operator-initiated request will not complete until the operator responds to the message. The 'YES' or 'DEVICE' reply invokes the DDR function. The 'NO' reply causes a permanent I/O error to be posted for device xxx, or the operator SWAP command to be canceled as appropriate.

*Operator Response:*

- If a SWAP to device yyy is desired, reply 'YES'.
- If a SWAP is desired, but device yyy is not acceptable, enter the channel unit address of the device to which the volume on xxx is to be moved. Make sure that the device has an available path before entering this reply.
- If a SWAP is not desired, enter reply 'NO'.
- If PAGING I/O ERROR appears in the message text, one or more jobs will almost certainly be terminated if a 'NO' response is given.

*Note:* When continuing with the SWAP, either by answering 'YES' or a three-character device address, do not move the volume until the 'PROCEED' message, IGF502E, is issued or data set integrity may be lost.

*Caution:* If the volume is a direct access storage device, care must be taken to insure that no head-disk interference ("head crash") problem exists.

*Problem Determination:* Table I, items 2, 30.

**IGF502E PROCEED WITH SWAP OF xxx TO yyy**

*Explanation:* DDR is waiting for the operator to swap volumes.

*System Action:* The system continues operation.

*Operator Response:* Move the volume on device xxx to device yyy. If a volume is on yyy, move that volume to xxx. Make both devices ready. If xxx and yyy are the same, make the device not ready and then make it ready.

**IGF503I ERROR ON ddd, SELECT NEW DEVICE**

*Explanation:* A permanent I/O error has occurred during DDR tape repositioning which was in process in response to a SWAP request to ddd. The error occurred positioning the tape from load point on ddd. This message is followed by IGF509D to allow the operator to respond.

*System Action:* The tape is rewound and unloaded. The system continues operation.

*Operator Response:* Specify a new device address to replace ddd in response to message IGF509D, or reply 'NO'. If the reply is 'NO', the associated job must be canceled by the operator since the tape is not positioned correctly.

**IGF505I SWAP FROM xxx TO yyy COMPLETE**

*Explanation:* The tape SWAP requested for the volume originally on xxx is now complete. This message does not appear for direct access devices or for unit record devices.

*System Action:* The system continues operation.

*Operator Response:* None.

**IGF509I SWAP ddd - { OPERATOR I/O ERROR PAGING I/O ERROR }**

**IGF509D REPLY DEVICE, OR 'NO'**

*Explanation:* If OPERATOR appears in the message text, the SWAP was requested by the operator. No valid 'TO' device is known and a response is required. This message follows a SWAP command when the 'TO' device is invalid for a SWAP. If I/O ERROR or PAGING I/O ERROR appears in the message text, the SWAP is a result of a permanent I/O error. The I/O recovery procedures may be repeated on a new device. PAGING I/O ERROR indicates that a duplexed request has received an I/O error.

*System Action:* The system continues processing. The SWAP will not complete until the operator responds with one of the indicated replies.

*Operator Response:* If the DDR function is desired, reply with the three-character primary device address of the same type as ddd. An unallocated device on a different channel is usually preferred. Make sure that the device has an available path before replying to this message. If the DDR function is not desired, reply 'NO'.

*Note:* If PAGING I/O ERROR appears in the message text, a 'NO' reply to the request will almost certainly result in an abnormal termination for one or more jobs.

*Note:* When continuing with the swap by answering a three-character device address, do not move the volume until the 'PROCEED' message, IGF502E, is issued or data set integrity may be lost.

*Caution:* If the volume is a direct access storage device, care must be taken to insure that no head-disk interference ("head crash") problem exists.

For tape swaps, if you reply 'NO' to this message and this message was preceded by message IGF503I, DDR will unload the tape; you should not re-ready this particular tape because the system will not reposition it before writing a label on it during CLOSE processing. A non-labeled scratch tape should be mounted to satisfy CLOSE.

**IGF511A WRONG VOLUME MOUNTED ON ddd, MOUNT ser,**

{ [AL], nnn  
[NL]  
[NSL]  
[SL] }

*Explanation:* In performing a swap, the volume that had been on the "from" device was not put on ddd. This message appears only for tape swaps.

*System Action:* The system continues operation.

*Operator Response:* Remove the volume on ddd and replace it with the correct volume serial, label type (AL, NL, NSL, or SL), and sequence number (nnn). This message can be repeated as many as five times if a wrong volume is consistently mounted, then IGF509D is issued allowing you to reply 'NO' to the swap request or select another device.

**IGF512I**

{ SWAP FROM ddd TERMINATED -  
NO USER FOUND  
ERP IN PROGRESS  
OPEN/CLOSE/EOV IN PROGRESS  
BLOCKCOUNT UNRELIABLE  
CANCELLED BY OPERATOR  
INVALID USER EXIT  
CATASTROPHIC ERROR  
INVALID DEVICE  
CANCELLED BY USER  
JES3 ERROR }

*Explanation:* During a swap, DDR has encountered a condition that prevents successful completion of the swap request from device ddd. The various conditions depend on the variable portion of the message text. Following is a list of the possible conditions and their meanings:

**NO USER FOUND** - DDR was unable to locate the user of the tape after the swap commenced. The user of the tape has terminated.

**ERP IN PROGRESS** - While attempting to rewind and unload the "FROM" tape involved in an operator-requested swap, an error recovery procedure (ERP) was found to be in progress.

**OPEN/CLOSE/EOV IN PROGRESS** - DDR has found that the user of the "FROM" tape is in the process of OPEN, CLOSE, or EOV. The position of the tape is not known.

**BLOCKCOUNT UNRELIABLE** - If the user of the tape is using the EXCP macro for I/O, he did not code the REPOS = Y parameter in his DCB macro. As a result, the blockcount is not considered to be accurate and DDR cannot reposition the tape.

If the user of the tape is using the basic sequential access method, DDR has encountered a condition where the tape is open for the CNTRL macro format and the blockcount is zero. As a consequence, DDR cannot determine the position of the tape. This message also appears for all access methods if an attempt is made to SWAP a NL tape opened for the MOD disposition.

**CANCELLED BY OPERATOR** - This message is confirmation that the operator has replied 'NO' to message IGF500D or IGF509D. The swap from ddd is not completed.

**INVALID USER EXIT** - The installation-written NSLREPOS routine has returned an invalid return code to DDR.

**CATASTROPHIC ERROR** - DDR has encountered a machine check, program check, or ABEND which it cannot retry. The current swap from ddd is terminated.

**INVALID DEVICE** - The device ddd entered as the "FROM" device in the swap command is invalid.

**CANCELLED BY USER** - The installation-written NSLREPOS routine has indicated that the swap is to be terminated.

**JES3 ERROR** - A terminating error has occurred in a DDR/JES3 subsystem exit routine. The current swap from ddd is terminated.

**System Action:** Processing continues.

**Operator Response:** The response by the operator depends on the text of the message. Responses to each of the conditions is detailed below:

**NO USER FOUND** - Issue a DISPLAY U command to determine if the "FROM" tape is allocated. If it is not, no one is using the tape and you need not use DDR to move the volume on it. If the tape is allocated, reissue the swap command to retry the swap. For a swap requested by the system as a result of a permanent error, no further action is necessary.

**ERP IN PROGRESS** - If a system-initiated DDR request does not occur as a result of a permanent error, reissue the SWAP command to retry the swap.

**OPEN/CLOSE/EOV IN PROGRESS** - Reissue the SWAP command after the OPEN, CLOSE, or EOV processing is complete. This would involve making required volume mounts prior to issuing the SWAP command.

**BLOCKCOUNT UNRELIABLE** - If the user is using EXCP level I/O, he must correct the program so that it maintains an accurate blockcount and ensure that the DCB macro is coded with REPOS = YES. This will allow DDR to support the I/O for both operator requests and upon the occurrence of errors.

If the user is known to be using BSAM, or the tape is NL, opened for the MOD disposition, you may attempt to reissue the SWAP command after tape motion has taken place.

**CANCELLED BY OPERATOR** - If the tape is an emulator tape, no action is required since DDR does not support emulator tapes.

**INVALID USER EXIT** - Contact the system programmer to make sure that the NSLREPOS program is in the system. If it is, make sure that a valid return code (0, 4, 8, 12, 16, or 20) is being returned to DDR and that no programming errors exist in NSLREPOS.

**Problem Determination:** Table I, items 2, 5a, 7d, 16, 18, 29.

**INVALID DEVICE** - Reissue the SWAP command using a valid device for the "FROM" device.

**CANCELLED BY USER** - No action is required.

**JES3 ERROR** - If the swap was initiated through a SWAP command, you may attempt to reissue the command. If, however, the swap was requested by the system as a result of a permanent error, the affected user has been posted with a permanent error.

**IGF513I DEVICE ddd INVALID FOR SWAP -**

**( MOUNT PENDING  
UNIT REFERENCE INVALID  
UNSUPPORTED USE  
INCOMPATIBLE  
NOT OPERATIONAL  
NOT ALLOCATED  
DEVICE TYPE INVALID  
JES3 INCOMPATIBLE )**

**Explanation:** Device ddd was specified for a swap either in the SWAP command or in response to message IGF500D or IGF509D. However, the device cannot be used for one of the reasons listed above. The meaning of each of the parameters is as follows:

**MOUNT PENDING** - DDR found that the 'TO' device has a mount outstanding for it. The device cannot be used as an alternate for the 'FROM' device because of a conflict with device allocation.

**UNIT REFERENCE INVALID** - A device was specified in response to message IGF500D or IGF509D or was entered as the 'TO' device in a SWAP command, however, no corresponding device could be found in the list of devices defined at system generation.

**UNSUPPORTED USE** - A condition exists on device ddd which temporarily prevents a swap from taking place, although the indicated device is supported for a swap.

**INCOMPATIBLE** - The 'TO' device specified in response to message IGF500D or IGF509D or in the original SWAP command was not compatible with the 'FROM' device. The device selected as the 'TO' device does not have the same features as the 'FROM' device, or is not in the same device class. This message also appears if an attempt is made to swap a shared DASD to an address other than itself.

**NOT OPERATIONAL** - No paths were available to ddd or a CC = 3 on an SIO was received from device ddd.

**NOT ALLOCATED** - The 'FROM' tape ddd in the SWAP command is not allocated to any user.

**DEVICE TYPE INVALID** - Device ddd is of a device type not supported by DDR for swaps.

**JES3 INCOMPATIBLE** - The 'TO' device specified in response to message IGF500D or IGF509D or in the original SWAP command was not compatible with the 'FROM' device from JES3's point of view.

**System Action:** The command is not executed; processing continues.

**Operator Response:** The response depends on which one of the operands appeared in the text of the message. Respond as follows for each of the messages:

**MOUNT PENDING** - For swaps initiated by a SWAP command; reenter the command after the mount request is satisfied if the device is the 'FROM' device. If the device is the 'TO' device for either swaps requested by the system or those initiated by a SWAP command, reenter another device or 'NO' to the IGF509D message which follows this one.

**UNIT REFERENCE INVALID** - Reenter a device address known to the system or 'NO' to the IGF509D message which follows this one. You can determine what devices are known to the system using the DISPLAY U command.

**UNSUPPORTED USE** - Reenter the SWAP command using a supported device if ddd is the 'FROM' device. Otherwise, reenter the address of a device supported by DDR to the IGF509D message which follows this one or enter 'NO'.

DDR does not permit swaps under the following conditions:

- Offline 'FROM' device.
- Devices under control of OLTEP.
- Integrated Emulator tapes in original second-generation format (RECFM = U) coded on DCB.
- NSL tapes if the user exit NSLREPOS is unavailable.
- Tape swaps where the 'TO' device is allocated.
- Unit record devices in ready status.

**INCOMPATIBLE** - Reply to message IGF509D which follows this message with a device compatible to the 'FROM' device or reply 'NO'.

Compatible devices are:

Disk swaps supported:

2314 to 2314  
2314 to 2319  
2319 to 2314  
2319 to 2319  
3330 to 3330  
3330 mod 11 to 3330 mod 11  
3340 to 3340

Unit Record swaps supported:

1403 to 1403  
1443 to 1443  
2501 to 2501  
2520 to 2520  
2540 to 2540  
3211 to 3211  
3505 to 3505  
3525 to 3525

The following tape swaps are supported:

7-track to 7-track

9-track (single or dual density) to 9-track (single or dual density), provided that the density in use on the xxx unit is a valid density specification for the yyy unit.

Note: If a 7-track tape drive is being used at 200 BPI, you must assure that the 'TO' device has 200 BPI feature.

Note: Volumes on 3400 series tape drives may only be moved to other 3400 series drives. However, volumes on 2400 series tape drives may be moved to either 2400 series drives or 3400 series drives.

**NOT OPERATIONAL** - Make the physical change necessary to have a path to the device. Then issue the appropriate VARY command to allow the device to be reached. The reply to message IGF509D which follows this one can only be entered after performing these steps.

**NOT ALLOCATED** - Since the tape is not allocated, you need not use DDR to move the tape.

**DEVICE TYPE INVALID** - Reply to the IGF509D messages with the CUA of one of the following devices:

Tape:

2401, 2415, 2420, 3410, 3411, 3420 (all models)

Disk:

2314, 2319, 3330, 3330 mod 11, 3340

Unit Record:

1403, 1443, 2501, 2520, 2540, 3211, 3505, 3525

**JES3 INCOMPATIBLE** - Reply to message IGF509D (which follows this message), supplying a device compatible to the 'FROM' device from JES3's point of view, or reply 'NO'. For information on JES3 device compatibility refer to Operator's Library: OS/VS 2 Reference (JES3), GC38-0226.

#### IGF910W UNRECOVERABLE MACHINE FAILURE, RESTART SYSTEM

*Explanation:* One of the following errors has occurred:

- A machine check interruption has occurred on the only online CPU and the associated machine check interruption code is either invalid or indicates that system damage has occurred.
- A hard machine check, program check, or loop has been detected on the only online CPU while a previous machine check was being processed, and recovery is not possible.

*System Action:* The system enters a disabled wait state.

*Operator Response:* Probable hardware error. Restart the system.

*Problem Determination:* Table I, items 11, 18, 30.

IGF931I nnn {SR} EVENTS HAVE OCCURRED ON CPU x,  
{DG} STATUS = {QUIET }  
{RECORD }

*Explanation:* The indicated number of machine check interruptions of the system recovery (SR) or degradation (DG) class have occurred on CPU x. The recording mode for that class of interruptions is indicated. QUIET indicates that the threshold value for RECORD = nnn mode has been reached and that the recording mode of the indicated event has been changed to QUIET. RECORD indicates that the count is equal to a multiple of 4 and that the recording mode of the indicated event remains RECORD = ALL.

*System Action:* Processing continues in the mode indicated.

*Operator Response:* Report this message to the system programmer and run IFCEREPO and retain the output.

*Problem Determination:* Table I, items 18, 30.

IGF953I EVENT- {SR} CPU = x MODE- {QUIET }  
{DG} {RECORD }  
{RECORD = ALL }  
CNT = nnn

*Explanation:* The hardware error recovery status is presented in response to the MODE STATUS command and contains the following information:

- The event type is SR (for system recovery) or DG (for degradation).
- The CPU x is the address associated with a processor for that event.
- The mode is QUIET, RECORD, or RECORD = ALL. QUIET mode indicates no recording of hardware failures. RECORD mode indicates that recording of hardware errors will continue until the count equals the threshold value, then message IGF931I will be written and the system will be placed in QUIET mode for the respective event. RECORD = ALL mode indicates that all hardware errors will be recorded. Whenever the count equals a multiple of 4, message IGF931I will be issued.
- The count nnn indicates the number of events that have occurred since IPL or since the last MODE command issued for this event and processor.

*System Action:* Processing continues.

*Operator Response:* None.

IGF955I MODE { QUIET } FOR { SR }  
{ RECORD = ALL } { DG }  
{ REOCRD = nnn }  
EVENTS ON CPU = { x }  
{ ALL }

*Explanation:* In response to a MODE command, the recording mode of the indicated event class on the specified CPU was changed to the indicated state.

*System Action:* Processing continues.

*Operator Response:* None.

#### IGF958I MODE COMMAND REJECTED, prm PARAMETER INVALID

*Explanation:* The indicated parameter is invalid for the MODE command as specified.

*System Action:* Processing continues; the MODE command is rejected and has no effect.

*Operator Response:* Reissue the MODE command.

IGF959I MODE COMMAND REJECTED, CPU SPECIFIED IS  
{ INVALID }  
{ OFFLINE }

*Explanation:* The MODE command was rejected. Either the CPU specified was invalid, (the CPU number was greater than F), or the CPU specified was offline.

*System Action:* Processing continues; the MODE command is rejected and has no effect.

*Operator Response:* Reissue the MODE command, specifying the proper CPU.

IGF971I RECOVERY INITIATED FOR { STORAGE } FAILURE  
[ AT ADDRESS adr ] { SPF }

*Explanation:* A storage error was detected or an error was detected in the storage protect feature protection key for a storage block. If the location of the failing portion of storage can be determined, its address (in hexadecimal characters) is indicated in the message.

*System Action:* The system schedules the appropriate processing program's functional recovery routine to affect recovery; processing continues.

*Operator Response:* Report this message to the system programmer and run IFCEREPO and retain the output.  
*Problem Determination:* Table I, items 18, 30.

**IGF972I RECOVERY INITIATED FOR PROCESSOR FAILURE ON CPU x**

*Explanation:* A machine check interruption has occurred on the indicated CPU and the machine check interruption code indicates that either instruction processing damage has occurred or that the registers or PSW were not valid.

*System Action:* The system schedules the appropriate processing program's functional recovery routine to affect recovery; processing continues.

*Operator Response:* Report this message to the system programmer and run IFCEREPO and retain the output.

*Problem Determination:* Table I, items 18, 30.

IGF991E { MOUNT  
          { DEVICE AND CHANNEL END  
          { CHANNEL END  
          { DEVICE END  
          { SWAP  
          { PENDING FOR DEVICE ddd }

*Explanation:* The Missing Interruption Handler has found one of the above named conditions pending for device ddd for more than an installation-specified period of time. (The default time interval is 3 minutes.)

*System Action:* Processing continues.

*Operator Response:* The response depends on the condition named in the message. The various conditions and the actions to be taken are:

**MOUNT** - Ready device ddd. If the unit is ready, issue a Vary Online command to generate a simulated device end so that mount processing may continue.

**NOTE** - A MOUNT message may not yet have been issued to device ddd. If this is the case, no action should be taken until the MOUNT message has been issued.

{CHANNEL END

{DEVICE AND CHANNEL END}- A hardware malfunction has occurred. The I/O request requiring a channel end will be scheduled for an I/O restart. It will be either posted with a permanent error or a retry will be attempted.

**DEVICE END** - Examine device ddd for hardware malfunctions such as the SELECT light on for a tape, or the SELECT LOCK light on for disk devices. Check control or switching units for proper connection. If the device was just rewound or mounted, issue a Vary Online command to generate a simulated device end. Issuing a Vary Online command at any other time is inadvisable since file integrity may be lost. In non-mount conditions, the jobs using device ddd should be canceled.

**SWAP** - Complete the action necessary to finish the DDR swap, (mount the volume on device ddd).

*Problem Determination:* Table I, items 2, 5a, 16, 24, 29 or 30.

IGF





## Section 14: Checkpoint/Restart Messages (IHJ)

Component Name	IHJ
Program Producing Message	Checkpoint/restart.
Audience and Where Produced	For operator: console.
Message Format	xx IHJnnns text xx Message reply identification (absent, if operator reply not required). nnn Message serial number. s Type code: A Action; operator must perform a specific action. I Information; no operator action is required. text Message text.
Comments	None.
Associated Publications	OS/VS Checkpoint/Restart, GC26-3784
Problem Determination	Refer to Tables I and II at the back of this publication for problem determination instructions.

### IHJ000I CHKPT jji [ddn] NOT TAKEN (xxx)

*Explanation:* During execution of a CHKPT macro instruction, an error occurred before the checkpoint routine wrote any part of a checkpoint entry.

In the message text, jji is the jobname, ddn is the data definition name of the checkpoint data set (which is omitted if xxx is 001), and xxx indicates why the checkpoint entry was not written:

xxx Explanation

- |  |   |
|--|---|
| <p>001 A checkpoint parameter list error was encountered. (Return code - 08.)</p> <p>002 An uncorrectable input/output error occurred or a DD statement error was encountered while opening the data control block (DCB) for the checkpoint data set. Possibly, a DD statement was missing. (Return code - 0C.)</p> <p>003 Insufficient space was available for a work area. (Return code - 08.)</p> <p>005 The checkpoint data set key length was not equal to zero. (Return code - 08.)</p> <p>006 The checkpoint data set record format was not U. (Return code - 08.)</p> <p>007 The data control block (DCB) for the checkpoint data set was opened for other than basic sequential access method (BSAM) or basic partitioned access method (BPAM) processing, or MACRF = w was not specified in the DCB. (Return code - 08.)</p> <p>008 The time interval specified in the STIMER macro instruction had not elapsed. (Return code - 08.)</p> <p>009 The CHKPT macro instruction was issued in an exit routine other than the end-of-volume exit routine. (Return code - 08.)</p> <p>010 A graphic data control block (DCB) has been detected but is not supported in checkpoint restart. (Return code - 08.)</p> <p>011 The current task was a subtask. (Return code - 08.)</p> <p>012 The current task had subtasks. (Return code - 08.)</p> <p>014 A reply to a WTOR macro instruction was not received. (Return code - 08.)</p> <p>015 An incorrect checkpoint identification length or format was encountered. (Return code - 08.)</p> | <p>016 The checkpoint data set device type was not magnetic tape or direct access. (Return code - 08.)</p> <p>019 Either MACRF = W was not specified for the checkpoint data control block (DCB), or the data control block was opened by the user's program, but was not opened for output. (Return code - 08.)</p> <p>021 LABEL = AL or LABEL = AUL was coded in the DD statement for the checkpoint data set. These values for the LABEL parameter must not be used in a checkpoint data set DD statement. (Return code - 08.)</p> <p>025 An error occurred while reading a job control table (JCT) from the scheduler work area (SWA). (Return code - 0C.)</p> <p>027 Secondary allocation occurred while writing a checkpoint data set entry on a direct access volume, or end-of-volume occurred twice while writing the checkpoint data set entry on tape. (Return code - 08.)</p> <p>029 The OPTCD subparameter of the DCB parameter was coded incorrectly. The value coded is not acceptable for a checkpoint data set. (Return code - 08.)</p> <p>030 An uncorrectable input/output error occurred while quiescing pending input/output requests. (Return code - 0C.)</p> <p>032 DISP = SHR was specified for an ISAM data set at checkpoint time. (Return code - 0C.)</p> <p>041 CHKPT was issued with a VSAM data set open for create mode processing and no reposition specified.</p> <p>042 An error occurred during repositioning for a VSAM data set.</p> <p>043 CHKPT was issued with an entry-sequenced data set open for output, an immediate-upgrade set open over it, and reposition required. NRE or NRC must be specified.</p> <p>044 CHKPT was issued for a relative-record data set open for create mode direct processing.</p> <p>045 CHKPT was issued with a VSAM data set open with the GSR option.</p> <p>134 Insufficient storage was available for VSAM CLOSE TYPE = T.</p> <p>146 An I/O error was encountered completing I/O requests for VSAM CLOSE TYPE = T.</p> |
|--|---|

- 147 The ACB is not for a valid data set, for VSAM CLOSE TYPE = T.
- 159 An MSS (Mass Storage System) ACQUIRE/RELINQUISH error occurred, for VSAM CLOSE TYPE = T.
- 200 Unsuccessful PURGE -- uncorrectable. (Return code - 0C.)
- 202 SETLOCK failed -- uncorrectable. (Return code - 0C.)
- 206 VTAM data set open -- close all VTAM data sets prior to issuing CHKPT. (Return code - 08.)
- 208 The new checkpoint data set presented by the user is not empty. The integrity of this pre-data is uncertain and therefore, unusable. (Return code - 08.)
- 209 Another user DCB is concurrently open to the new checkpoint data set offered by the user. (Return code - 08.)
- 210 The checkpoint data set offered by the user was defined with DISP = SHR. (Return code - 08.)
- 211 An attempt to create a new checkpoint data set has failed due to an insecure volume. (Return code - 08.)
- 212 The tape checkpoint data set offered by the user does not have standard labels. (Return code - 08.)
- 213 The checkpoint data set offered by the user is a subsystem data set. Subsystem data sets cannot be used as checkpoint data sets. (Return code - 08.)
- 214 The new checkpoint data set offered by the user exists on a shared direct access device. Concurrent opens cannot be controlled; therefore, the data set is unacceptable. (Return code - 08.)
- 224 SAM-SI(non-CI) data set open -- close all SAM-SI(non-CI) data sets prior to issuing CHKPT. (Return code - 08.)
- 240 Recovery environment could not be established when checkpointing VSAM data sets. (Return code - 0C.)
- 241 Uncorrectable error occurred when checkpointing VSAM data sets. (Return code - 0C.)
- 242 A machine check occurred while checkpointing VSAM data sets. (Return code - 0C.)
- 250 IMAGELIB data set open when checkpoint taken. (Return code - 08.)

**System Action:** A checkpoint entry was not written. The current checkpoint is not eligible for restart but all previous checkpoints are eligible for deferred restarts, and the last valid checkpoint entry is eligible for automatic restart. If MOD is not the disposition of the checkpoint data set and if this is the first issuance of the CHKPT macro instruction after the data control block for the data set was opened, then all checkpoint entries in the data set are lost. (The data control block may have been opened by the programmer or as a result of this checkpoint request.) However, if xxx is 001, no entries are lost.

**Operator Response:** If xxx is 025, 030, 200, 202, 240, 241, or 242 and if the programmer indicated that the job was to be canceled if it did not take checkpoints correctly, cancel the job; otherwise, none. (The job may execute successfully and not require restart.)

**Programmer Response:** If xxx is 025, 030, 042, 146, 200, 202, 240, 241, or 242, resubmit the job.

If xxx is other than 025, 030, 042, 200, or 202, probable user error.

If xxx is 001, 002, 005, 006, 007, 010, 015, 016, 019, 021, 029, 041, 043, 044, 045, or 147, correct the indicated error and resubmit the job.

If xxx is 003, or 134, use a larger storage area, and resubmit the job.

If xxx is 008, cancel the time interval before issuing the CHKPT macro instruction, and restore the interval. Then resubmit the job.

If xxx is 009, make sure that the CHKPT macro instruction is not issued in an exit routine other than the end-of-volume exit routine. Then resubmit the job.

If xxx is 011, or 012, make sure that the CHKPT macro instruction is not issued when multiple tasks (created by the ATTACH macro instruction) exist. Then resubmit the job.

If xxx is 014, issue a WAIT macro instruction after the WTOR macro instruction, but before the CHKPT macro instruction.

Then resubmit the job.

If xxx is 159, an MSS hardware error occurred. See associated message IEC252I for more details.

If xxx is 206, or 224, make sure that all VTAM and/or SAM-SI(non-CI) data sets are closed prior to issuing CHKPT.

If xxx is 208, and the new checkpoint data set is a sequential data set, the failure occurred as a result of the data set being opened for MOD and residual data was found to exist. Either remove the MOD disposition, reinitialize the data set to an empty status, or reallocate the data set; then resubmit the job. If the data set is a partitioned data set, the failure occurred as a result of residual members existing in the directory. Either scratch the members or reallocate the data set; then resubmit the job.

If xxx is 209, it was determined that another data control block was opened to a new checkpoint data set to be created (on the occurrence of the first issuance of CHKPT to that data set). Remove the logic that violates this restriction; then resubmit the job.

If xxx is 210, change the JCL to reflect a disposition other than SHR for the checkpoint data set; then resubmit the job.

If xxx is 211, the candidate volume for a checkpoint data set was rejected by the operator as being insecure. Contact installation personnel and verify the eligibility of the volume for creating checkpoint data sets.

If xxx is 212, a tape data set to be used for creating a checkpoint data set was not specified as having standard labels. Correct the JCL and resubmit the job.

If xxx is 213, a checkpoint data set was found to be defined as a subsystem data set (SYSIN/SYSOUT). Correct the JCL and resubmit the job.

If xxx is 214, a checkpoint data set was found to be mounted on a shared direct access device. Contact operations personnel to make sure that this does not occur.

If xxx is 250, ensure that all IMAGELIB DCBs are closed prior to issuing CHKPT.

**Problem Determination:** Table I, items 1, 3, 13, 29.

#### IHJ0011 jji (ddn,ddd,ser) INVLD checkid (xxx)

**Explanation:** During execution of a CHKPT macro instruction, an error occurred while the checkpoint routine was writing a checkpoint entry.

In the message text, jji is the jobname, ddn is the data definition name of the checkpoint data set, ddd is the unit name, ser is the serial number of the volume containing the data set, checkid is the checkpoint identification, and xxx indicates why the checkpoint was invalid:

- | xxx | Explanation  |
|-----|--|
| 017 | Execution of a STOW macro instruction was unsuccessful; there was no space in the checkpoint data set directory. (Return code - 08.) |
| 022 | An error occurred while reading system control blocks from the scheduler work area (SWA). (Return code - 0C.)                        |
| 023 | An uncorrectable input/output error occurred while writing the checkpoint data set. (Return code - 0C.)                              |
| 026 | Execution of a STOW macro instruction was unsuccessful; a permanent input/output error occurred. (Return code - 0C.)                 |

- 027 End-of-volume occurred while writing a checkpoint data set entry on a direct access volume and secondary allocation was requested and allocated, or end-of-volume occurred twice while writing a checkpoint data set entry on tape. (Return code - 08.)
- 207 Failure in the subsystem interface when checkpointing subsystem data sets. (Return code - 0C.)
- 240 Recovery environment could not be established when checkpointing VSAM data sets. (Return code - 0C.)
- 241 Uncorrectable error occurred when checkpointing VSAM data sets. (Return code - 0C.)
- 242 A machine check occurred while checkpointing VSAM data sets. (Return code - 0C.)

*System Action:* A partial invalid checkpoint entry was written. The current checkpoint is not eligible for restart, but all previous checkpoints are eligible for deferred restarts, and the last valid checkpoint entry is eligible for automatic restart.

*Operator Response:* If xxx is 017, 022, 026, 207, 240, 241, or 242, and if the programmer indicated that the job was to be canceled if it did not take checkpoints correctly, cancel the job; otherwise, none.

If xxx is 023, and if the programmer indicated that the job was to be canceled if it did not take checkpoints correctly, cancel the job; otherwise, none. If the job is canceled or terminates abnormally, and a rerun is attempted, then 1) if a nonspecific volume was requested for the checkpoint data set, mount a different volume during the rerun than was originally mounted, or 2) vary offline the device originally containing the checkpoint data set.

If xxx is 027, and if the programmer indicated that the job was to be canceled if it did not take checkpoints correctly, cancel the job; otherwise, none. If the job is canceled or terminates abnormally, attempt a rerun only if the volume containing the checkpoint data set was requested as a nonspecific volume. During the rerun, mount a volume (tape or direct access) containing more available space than was contained on the volume used originally.

*Programmer Response:* If checkpoint identifications specified by the programmer are being used in a sequential data set, then a checkpoint identification different from checkid in the message text must be specified for the next entry, to make the next entry retrievable in a restart.

If xxx is 017, correct the checkpoint data set directory, and resubmit the job.

If xxx is 022, 023, 026, 027, 207, 240, 241, or 242, resubmit the job.

*Problem Determination:* Table I, items 1, 3, 13, 29.

**IHJ002I    jjj (ddn,ddd,ser) ERROR checkid (xxx)**

*Explanation:* During execution of a CHKPT macro instruction, an error occurred. However, a checkpoint entry was written successfully.

In the message text, jjj is the jobname, ddn is the data definition name of the checkpoint data set, ddd is the unit name, ser is the serial number of the volume containing the data set, checkid is the checkpoint identification, and xxx indicates the cause of the error:

- | xxx | Explanation   |
|-----|---|
| 025 | An error occurred while writing the job control table (JCT) to the scheduler work area (SWA). (Return code - 0C.)   |
| 204 | Unsuccessful WIJOURN - The checkpoint is unavailable for automatic restarts; however, deferred restarts are possible if the VIO data sets are made DUMMY. (Return code - 0C.) |
| 205 | Unsuccessful WIJOURN - This and previous checkpoints taken during this step are ineligible for automatic  |

restarts; however, deferred restarts are possible if the VIO data sets are made DUMMY. An automatic restart cannot occur until a new and successful checkpoint is taken. (Return code - 0C.)

**215 Unsuccessful RESTORE - uncorrectable. (Return code - 18.)**

*System Action:* A valid checkpoint entry that can be used to perform a deferred restart was written.

*Operator Response:* If the programmer indicated that the job was to be canceled if this message was issued, cancel the job; otherwise, none.

*Programmer Response:* If xxx is 025, as desired, resubmit the job or request that a restart be performed at the indicated checkpoint.

If xxx is 204 or 205, an error occurred while checkpointing VIO data sets to the job journal. Deferred restarts may be accomplished on the subject checkpoint entry; however, the VIO data sets must be made DUMMY.

If xxx is 215, an error occurred while restoring the purged I/O operations. A checkpoint entry was successfully written; however, continuation of the user's program may produce errors.

*Problem Determination:* Table I, items 1, 3, 13, 29.

**IHJ004I    jjj (ddn,ddd,ser) CHKPT checkid**

*Explanation:* A CHKPT macro instruction was executed successfully; no errors occurred.

In the message text, jjj is the jobname, ddn is the data definition name of the checkpoint data set, ddd is the unit name, ser is the serial number of the volume containing the data set, and checkid is the checkpoint identification.

*System Action:* A valid checkpoint entry was written. A restart was requested.

*Programmer Response:* If a deferred restart is to be performed, code the checkpoint identification (checkid in the message text) in the RESTART parameter of the JOB statement.

If multiple checkpoint data sets were used, use ddn in the message text to determine the name of the data set containing the desired checkpoint entry. Code the data set name in the DSNAMES parameter of the SYSCHK DD statement.

If the checkpoint data set is multivolume, indicate on the SYSCHK DD statement that the volume containing the checkpoint data set is the first (or only) volume containing the data set. That is, code the serial number (ser in the message text) in the VOLUME = SER parameter or, if the data set is to be retrieved using the catalog, code the volume in the volume sequence subparameter of the VOLUME parameter. Then resubmit the job.

**IHJ005I    jjj (ddn,ddd,ser) ENQS checkid**

*Explanation:* A CHKPT macro instruction was executed successfully. Although no errors occurred, the user's program was enqueued upon resources. (The ENQ macro instruction was issued by either the problem program, the BDAM READ macro instruction with exclusive control, the RESERVE macro instruction, or the BDAM WRITE macro instruction with variable-length (V) or undefined (U) record format.) Note that the enqueues will not be reestablished if restart occurs.

In the message text, jjj is the jobname, ddn is the data definition name of the checkpoint data set, ddd is the unit name, ser is the serial number of the volume containing the data set, and checkid is the checkpoint identification.

*System Action:* A valid checkpoint entry was written. A restart was requested.

*Programmer Response:* Make sure that the program reestablished the enqueues upon restart.



**IHJ0061 jji RESTARTING AT xxxxxx yyyyyy**

*Explanation:* During execution of a checkpoint restart for job jji, the virtual storage indicated in the message text was requested.

In the message text, xxxxxx is the lowest address and yyyyyy is the highest address in virtual storage.

*System Action:* If the requested areas are currently unavailable, restart is delayed until the areas are available.

*Operator Response:* Use the DISPLAY A command to determine if the required areas are occupied by system tasks or by other job step tasks.

If the area is occupied by another job step task, either allow the system task to continue and terminate (if a reader), or stop the system task (if a reader or writer).

If the area is occupied by another job step task, either allow the job step task to continue and terminate, or cancel the job step task.

**IHJ0071 RESTART NOT SUCCESSFUL FOR jjjj (xxx,[ddd])**

*Explanation:* During execution of a checkpoint restart for job jjjj, an error occurred.

In the message text, ddd identifies the unit address for tape errors and xxx indicates why the restart was not successful:

xxx Explanation

- 002 The checkpointing job or step specified ADDRSPC = REAL (V = R) and the restarting job or step did not, or vice versa.
- 024 An uncorrectable error occurred while reading control blocks from the scheduler work area (SWA).
- 028 An uncorrectable input/output error occurred in the user's nonstandard label (NSL) routine.
- 034 A DD statement was missing for the restarted step.
- 038 An uncorrectable input/output error occurred while reading the checkpoint data set.
- 040 An uncorrectable input/output error occurred while reading standard volume labels.
- 041 Wrong length record detected when reading checkpoint data set.
- 044 Insufficient devices were available for restart.
- 048 An uncorrectable input/output error occurred while reading a volume label on a direct access device.
- 049 An MSS (Mass Storage System) error occurred while mount processing. See message IEC466I for explanation.
- 052 A module, which was loaded in the link pack area and was being used by job jji when the checkpoint was taken, is either not in the area now or is in a different location in that area.
- 060 An error occurred while repositioning to the correct data set on tape.
- 064 Data set repositioning error occurred on tape.
- 072 An uncorrectable input/output error occurred while reading a data set control block (DSCB). This message is also issued if a data set was being scratched or deleted.
- 076 A direct access data set (other than the system input data set) being processed for input did not occupy the same extent as it did originally; that is, discrepancies were found in comparing the space allocations described in the data extent block (DEB) and the data set control block (DSCB).
- 079 DUMMY was specified for an open data set and either the data set was not being processed by the basic or queued sequential access methods or the checkpoint at which restart was to occur was established in an end-of-volume exit routine for the data set.
- 082 The TCAM control program was not active at restart.
- 083 The QNAME = parameter's process entry is not the name of a process entry in the terminal table.
- 084 A QNAME = parameter's process entry is being used by another user.
- 085 Core storage is not available in the message control program to build necessary control blocks.
- 092 An error occurred during basic partitioned access method (BPAM) processing. For example, an error was detected after the convert routine or after reading the directory blocks.
- 096 An error occurred during use of the STOW macro instruction to delete a member from the directory.
- 132 The ddname for the VSAM data set was not found in the TIOT.
- 133 An I/O error was detected while the system was reading or writing the JFCB for a VSAM data set.
- 134 The storage requested by the OPEN or CLOSE routine was not available.
- 136 An I/O error was detected while the system was reading or writing a catalog entry for VSAM.
- 137 The VSAM catalog entry was not found.
- 138 An invalid password for the VSAM data set was indicated.
- 140 The parameters specified for a VSAM ACB conflict with previously specified parameters.
- 141 An I/O error was detected reading the volume label for VSAM data set processing.
- 142 The VSAM data set was not available for use.
- 144 An attempt to fix pages in real storage failed.
- 145 The VSAM catalog does not exist or was not open.
- 146 An I/O error occurred while completing an I/O request.
- 147 The ACB is not for a valid data set.
- 148 An unusable data set was open for output.
- 149 Access to the data set is via an empty path alternate index.
- 150 The format-4 DSCB indicates the volume is unusable.
- 153 The ACB indicates LSR (local shared resources) and the data set is empty.
- 154 The ACB indicates LSR and the key length of the data set exceeds MAXKEY in the BLDVRP macro.
- 155 LSR is indicated with BSPH (buffer space) too small.
- 157 The LSR VSRT does not exist.
- 158 RESET is specified for a non-reusable data set.
- 159 An MSS (Mass Storage System) ACQUIRE/RELINQUISH error occurred.
- 160 There is a volume time stamp discrepancy and the ACB is for output.
- 161 A catalog recovery area (CRA) volume was not mounted.
- 181 An error occurred during VSAM restart preformat routine.
- 182 An error occurred during VSAM restart verify routine.
- 183 An error occurred during VSAM restart put routine.
- 184 An error occurred during VSAM restart index put routine.
- 190 An error occurred while attempting to obtain catalog information for the cluster identified by the ddname in message IHJ009I.
- 191 An error occurred while attempting to mount volumes for the ddname identified by message IHJ009I.
- 193 Checkpoint was taken during create mode but at restart time the data set was no longer in create mode.
- 194 The catalog entries for a VSAM upgrade path have been altered since checkpoint.
- 195 Insufficient storage is available for a VSAM restart.
- 196 The catalog for one or more VSAM data sets has been updated, indicating that another job successfully processed the data set after the checkpoint was taken. Restart cannot restore the data set to its checkpoint status.
- 198 A VSAM data set expanded to a new volume after the checkpoint was taken.
- 199 An error occurred during BLDVRP processing in VSAM restart.

201 PGFIX failed -- uncorrectable.  
202 SETLOCK failed -- uncorrectable.  
203 An illegal attempt has been made to invoke IEFSTRST. Only the scheduler may invoke IEFSTRST.  
207 A failure occurred in the subsystem interface -- retry.  
216 Residual subpool allocations in the user's region have prevented a successful reallocation of the user's checkpoint-time region image.  
217 FINDPAGE failed -- uncorrectable.  
218 An attempt to restart using an old checkpoint data set that is insecure (not the checkpoint data set that is currently being used for the restart).  
220 The data set control block (DSCB) address of a data set to be repositioned has changed since the checkpoint was taken.  
221 The wrong password was given for a password-protected data set that was to be repositioned.  
222 The tape data set name, recorded in header label 1, has changed since the checkpoint was taken.  
230 The checkpoint data set was found not to be secure.  
231 An error occurred during dynamic allocation of the checkpoint data set.  
232 The checkpoint data set could not be successfully opened.  
233 The checkpoint data set is partitioned and the specified entry could not be found.  
235 A checkpoint entry record of undetermined type was encountered, or an END record was not found when expected.  
237 A specified checkpoint entry could not be found.  
238 An error occurred during dynamic allocation or dynamic deallocation for a private or implied catalog necessary for DSDR processing.  
239 During a deferred restart a non-DUMMY DD entry was found for a VIO data set, or a dynamically allocated VIO data set was unallocated after the checkpoint was taken.  
240 Recovery environment could not be reestablished when repositioning VSAM data sets.  
241 An uncorrectable error occurred when processing VSAM data sets.  
242 A machine check occurred when repositioning VSAM data sets.  
243 An invalid SSCR record was encountered in the checkpoint data set entry when repositioning VSAM data sets.  
251 A data set which was not a checkpoint data set at checkpoint time was found to be open to a secure checkpoint data set at restart time.  
255 A RACF processing error occurred during restart.  
*System Action:* Restart for job jjj is terminated.  
*Programmer Response:* If xxx is 002, make sure that the V = R status of both the checkpoints and restarting job or step are the same. That is, if ADDRSPC = REAL was specified at checkpoint time, it can only be specified, and must be specified at restart time.  
If xxx is 024, or 092, and if the restart was deferred, the restart may be attempted again.  
If xxx is 028, 040, 048, 060, or 072, and if the restart was deferred, the restart may be attempted again. If a preceding input/output error message for the restarted job identified the device in error, vary the device offline before attempting the restart again.  
If xxx is 033, 034, 037, 044, 052, 076, 079, 193, 194, 203, 218, 220, 221, 222, or 223, probable user error.  
If xxx is 033, or 037, make sure that the checkpoint identification subparameter of the RESTART parameter of the JOB statement specifies a checkpoint entry on the volume specified by the SYSCHK DD statement. Then resubmit the job.  
If xxx is 034, supply the missing DD statement. Then resubmit the job.

If xxx is 038, and if the restart was deferred, the restart may be attempted again. However, vary the device containing the checkpoint data set offline before attempting the restart again.  
If xxx is 038, 060, 064, or 096, either restart at an earlier checkpoint or repeat the original execution, using a different volume. Then resubmit the job.  
If xxx is 044, make sure that the UNIT parameter of the DD statement accurately reflects the device requirements for the data set. Then resubmit the job.  
If xxx is 052, make sure that the IPL parameters are the same parameters that were in use when the checkpoint was taken.  
If xxx is 072, make sure that no data set has been scratched or deleted.  
If xxx is 076, make sure that no input data set (other than the system input data set) has been expanded, or rewritten, in its original volume. Then resubmit the job.  
If xxx is 079, make sure the DUMMY is specified only for data sets being processed by the queued or basic sequential access methods. Also, make sure that restart is not to occur at a checkpoint that was established in an end-of-volume exit routine for a data set that has been made DUMMY.  
If xxx is 082, or 085, make sure that the TCAM control program region is active and is large enough to add control blocks. Resubmit the job.  
If xxx is 083, or 084, make the necessary corrections to the QNAME = parameter and resubmit the job.  
If xxx is greater than or equal to 100 and less than 200, the error is for VSAM only. For additional information, refer to the description of message IEC1611 or IEC2521 if issued.  
If xxx is 132, supply a DDNAME and rerun the job.  
If xxx is 133, specify a different device for the catalog causing the problem and rerun the job.  
If xxx is 134, 141, 142, 144 146, 181, 182, 183, or 184, resubmit the job.  
If xxx is 137, make sure that the data set entry is contained in the master catalog or a user catalog specified in a JOBCAT or STEPCAT DD statement. Use the Access Method Services LISTCAT command to list the data set entries contained in a specific catalog.  
If xxx is 138, make sure that the correct password was supplied in the ACB macro or by the system or TSO terminal operator. Use the Access Method Services LISTCAT command to list the passwords for each data set in a catalog. (You will need the master password for the catalog to do this.)  
If xxx is 140, correct the ACB parameter in error, and rerun the job.  
If xxx is 145, or 190 make sure the correct catalog is open, and rerun the job.  
If xxx is 147, correct the indicated error as per the open/close error message, and resubmit the job.  
If xxx is 148, use the Access Method Services IMPORT command to load a backup copy of the data set, or delete and reload the data set.  
If xxx is 149, use the Access Method Services BLDINDEX command to build the alternate index defined under the path that the OPEN was issued against.  
If xxx is 150, use the Access Method Services CONVERTV command to restore the unusable volume. Then rerun the job.  
If xxx is 153, change the ACB so that LSR is not specified when the data set is opened for create, and rerun the job.  
If xxx is 154, the length of MAXKEY in the BLDVRP macro must be increased and the job rerun.  
If xxx is 155, the largest buffer size in the BLDVRP macro must be increased and the job rerun.  
If xxx is 157, the BLDVRP macro has probably not been issued or a failure was detected in BLDVRP. Make sure the BLDVRP macro was executed correctly before trying to open the ACB with LSR specified.

VS2.03.808  
VS2.03.810

If xxx is 158, correct the indicated error as per the open/close error message, and rerun the job.

If xxx is 159, this is a hardware error. Proceed as specified under the MSS return code shown in the preceding message. If xxx is 160, the volume contents do not correspond with the catalog contents for that volume. If the volume contents are most current then the catalog should be restored. For further information on catalog recovery, see *OS/VS2 Access Method Services*.

If xxx is 161, ensure that a DD statement is provided for a catalog recovery area (CRA) volume.

If xxx is 191, increase the number of units allocated for the ddname specified in message IHJ009I.

If xx is 193, a restart is not allowed. Take the checkpoint after the data set is loaded.

If xxx is 194, the immediate-upgrade set has been modified and a restart is not allowed.

If xxx is 195, or 199, increase the available storage and rerun the job.

If xxx is 196, override the condition, and allow restart by coding AMP = CROPS = NCK in the DD statement for the data set. Be aware, however, that changes might have been made to the data between the time the checkpoint was taken and when restart is attempted. A data set that has been extended to span volumes since the checkpoint was taken, cannot be restarted.

If xxx is 198, the checkpoint cannot be restarted. For a deferred restart, resubmit the job selecting a checkpoint taken after the data set expanded to the new volume.

If xxx is 201, 202, 207, 215, 216, 217, 231, 232, 240, or 242, resubmit the job.

If xxx is 203, remove either the JCL or program logic that attempts to execute IEFIRST, then resubmit the job.

If xxx is 218, or 230, a checkpoint data set was found not to be secure. Contact operations personnel to verify secure status of the subject volume.

If xxx is 220, or 222, the data set has been moved or the data set name has changed since checkpoint; therefore a restart cannot be performed.

If xxx is 221, obtain the proper password for the password-protected data set, then resubmit the job.

If xxx is 231, refer to the accompanying IKJ message for the nature of the failure.

If xxx is 233 or 237, verify the accuracy of CHECKID for the checkpoint entry in the RESTART parameter of the JOB statement; then resubmit the job.

If xxx is 235, 241, or 243, resubmit the job, selecting another checkpoint entry.

If xxx is 238, verify status and contents of all private and implicit catalogs used by this job.

If xxx is 239, change VIO data sets to be DUMMY; then resubmit the job.

If xxx is 251, ensure the proper data set volume was mounted at restart time. Also, verify the status of the subject volume by contacting the operations personnel.

If xxx is 255, see IHJ101I for information.

*Problem Determination:* Table I, items 1, 3, 13, 29.

**IHJ008I    jjj RESTARTED**

*Explanation:* A checkpoint restart for job jjj has completed successfully.

*System Action:* Processing of job jjj continues.

*Operator Response:* None.

**IHJ010I    CHECKPOINT RESTART OF JOB jjj ABENDED**

*Explanation:* Job jjj was being initialized for checkpoint/restart and there was an abnormal termination while processing the checkpoint data set.

*System Action:* A dump is taken to the SYS1.DUMP data set. The job is flushed by the initiator.

*Programmer Response:* If the dump indicates a user error, correct the error and resubmit the job. If the dump indicates a system error, see the problem determination section below.

*Problem Determination:* Table I, items 1, 3, 4, 29.

**IHJ101I    USER NOT AUTHORIZED TO DASD DATA SET =  
          dsn,volser**

*Explanation:* Although the user was authorized by RACF to access the data set at the time it was opened, the user is not authorized at the time of restart.

*System Action:* Restart will be terminated with a S13F abend.

*Programmer Response:* Obtain authorization to the data set from the data set owner.

*Problem Determination:* Table I, items 1, 3, 5, 29, 36.

Component Name	IKJ
Program Producing Message	Time Sharing Option.
Audience and Where Produced	For programmer: SYSOUT data set. For operator: console.
Message Format	IKJnnnI text (in SYSOUT) xx IKJnnns text (on console) nnn Message serial number. text Message text. xx Message reply identification (absent, if operator reply not required). s Type code: A Action; the operator must perform a specific action. D Decision; the operator must choose an alternative. E Eventual action; operator must perform a specific action when he has time. I Information: no operator action is required.
Comments	None.
Associated Publications	OS/VS2 TSO Terminal User's Guide, GC28-0645 Operator's Library: OS/VS2 Reference (JES2), GC38-0210
Problem Determination	Refer to Tables I and II at the back of this publication for problem determination instructions.



**TSO Programmer and Operator Messages (IKJnnns)**

**IKJ000I cm userid**

*Explanation:* The command verb and operand identified by cm were entered from a TSO terminal by a user identified by userid.

*System Action:* The command, cm, is processed.

*Operator Response:* None.

**IKJ005I TS START REJECTED - MEMBER OF SYS1.PARMLIB NOT FOUND**

*Explanation:* The member name specified either explicitly by the operator or by default could not be found in SYS1.PARMLIB.

*System Action:* Time sharing initialization processing terminates.

*Operator Response:* Reenter the MODIFY command and either omit the member name or specify it correctly. Omitting the member name causes the system to search for member IKJPRM00.

**IKJ006I I/O ERROR READING SYS1.PARMLIB**

*Explanation:* An I/O error occurred when an attempt was made to read a member of SYS1.PARMLIB.

*System Action:* Time sharing initialization processing will continue using defaults for time sharing system parameter values.

*Operator Response:* None.

*Problem Determination:* Table I, items 2, 4, 25c, 26c, 29.

**IKJ007I TS START REJECTED - TIME SHARING IS IN PROGRESS**

*Explanation:* A TS = START MODIFY command was entered when time sharing was already active.

*System Action:* The extra command is ignored.

*Operator Response:* None.

**IKJ019I TIME SHARING IS INITIALIZED**

*Explanation:* Time sharing initialization is complete.

*System Action:* LOGONs will now be accepted.

*Operator Response:* None.

**IKJ021I TS STOP REJECTED - TIME SHARING IS NOT IN PROGRESS**

*Explanation:* A TS = STOP MODIFY command was entered when time sharing was not active.

*System Action:* The command is ignored.

*Operator Response:* None.

**IKJ024D TS STOP IN PROGRESS - REPLY 'U', OR 'FSTOP'**

*Explanation:* A TS = STOP MODIFY command was entered when stop processing was already in progress from a previous command.

*System Action:* Normal stop processing will continue until a reply is received.

*Operator Response:* Reply 'U' to allow time sharing to complete normally. This will allow users to receive all messages queued for them. If the system seems unable to complete normally, reply 'FSTOP' and time sharing will terminate immediately.

**IKJ139I BROADCAST DATA SET NOT USABLE, I/O SYNAD ERROR**

*Explanation:* An operator SEND command was issued which required accessing the broadcast data set. However, in accessing the data set a read/write failure was encountered.

*System Action:* Processing is terminated; messages may or may not have been saved in SYS1.BROADCAST. SYS1.BROADCAST-independent processing has been completed.

*Operator Response:* Report this message to the system programmer.

*Programmer Response:* Determine and remove the cause of the I/O error.

**IKJ140I BROADCAST DATA SET NOT USABLE, CANNOT OPEN DATA SET**

*Explanation:* An operator SEND command was issued which required accessing the broadcast data set. However, SYS1.BROADCAST could not be opened.

*System Action:* Processing terminates and no messages are saved in SYS1.BROADCAST. SYS1.BROADCAST-independent processing is completed.

*Operator Response:* Report this message to the system programmer.

*Programmer Response:* The master scheduler TIOT must contain a DD entry for the broadcast data set. The ddname on this entry must be SYSLBC.

**IKJ141I BROADCAST DATA SET NOT USABLE, INSTALLATION MUST REFORMAT**

*Explanation:* An operator SEND command was issued which required accessing the broadcast data set. However, the broadcast data set is not in release 2 format or has not been initialized.

*System Action:* Processing terminates and no messages are saved in SYS1.BROADCAST. SYS1.BROADCAST-independent processing is completed.

*Operator Response:* Report this message to the system programmer.

*Programmer Response:* Use the SYNC subcommand of ACCOUNT to initialize the broadcast data set and synchronize it with the UADS. The SYNC subcommand can be issued in the foreground or in the background using the TMP in the background.

**IKJ142I INVALID USERID(S) userid userid ...userid**

*Explanation:* A userid list, in an operator SEND command, contained an entry which was not a seven-character maximum alphanumeric string.

*System Action:* Processing continues; the syntactically unacceptable recipients specified in the insert are ignored. If there are no other errors, the message will be sent to or saved for valid recipients.

*Operator Response:* Examine the text of the SEND command for syntax errors. Issue another SEND command to route the message to the intended recipients who were ignored by the original SEND command processing.

**IKJ143I USERIDS AFTER 20TH IGNORED**

*Explanation:* An operator SEND command was issued which specified more than 20 valid userids. The first 20 userids will be processed, but all others will be ignored.

*System Action:* Processing continues, but the message has not been sent to or saved for userids after the 20th valid userid.

*Operator Response:* Issue another SEND command to route the message to the intended recipients who were ignored by the original SEND command processing.

**IKJ144I UNDEFINED USERID(S) userid userid ... userid**

*Explanation:* An operator SEND command was issued which required saving mail for a specific user; however, the specified userids are not represented in the mail directory of SYS1.BROADCAST.

*System Action:* Processing continues, but the message has not been sent to or saved for the unauthorized users.

*Operator Response:* Report this message to the system programmer.

*Programmer Response:* If the unauthorized user is represented in the UADS (User Attribute Data Set), then the UADS and broadcast data set should be synchronized; see SYNC

subcommand of ACCOUNT. The ACCOUNT command may also be used to authorize userids for TSO.

**IKJ145I IKJEFXSR ESTAE ERROR, CODE rc**

*Explanation:* This message is issued if there is a non-zero return code from ESTAE in IKJEFXSR, where rc is the return code.

*Return*

Code	Explanation
04	ESTAE OV was specified with a valid exit address, but the current exit is either nonexistent, not owned by the user's RB, or is not an ESTAE exit.
08	BRANCH = YES was issued for the current SVRB with a create request; the previous BRANCH = YES exit is canceled and the new exit is made the current exit.
0C	Cancel or an exit address equal to zero was specified, and either there are no exits for this TCB, the most recent exit is not owned by the caller, or the most recent exit is not an ESTAE exit.
10	An unexpected error was encountered while processing this request.
14	ESTAE was unable to obtain storage for an SCB.

*System Action:* IKJEFXSR returns to IEEVIPL with a return code of zero.

*Operator Response:* None.

**IKJ146I mod NOT FOUND BY IKJEFXSR IN LPA.**

*Explanation:* The specified module was not found in LPA.  
*System Action:* Processing of IKJEFXSR continues normally.  
*Operator Response:* Notify the system programmer.

**IKJ147I IKJEFXSR ABNORMAL TERMINATION, ABEND cde.**

*Explanation:* IKJEFXSR terminated with an ABEND indicated by cde.

*System Action:* IKJEFXSR returns to IEEVIPL.

*Operator Response:* None.

**IKJ402I TCAM PROCEDURE DOES NOT SUPPORT TIME SHARING**

*Explanation:* The procedure used to start TCAM specifies a message control program which will not support time sharing or a mixed-environment message control program which has no time sharing terminals.

*System Action:* The request to modify TCAM to start time sharing is ignored.

*Operator Response:* To start time sharing, the current TCAM procedure must be halted and a new one started which supports time sharing. If such a procedure cannot be found, notify the installation programmer.

**IKJ403I LINE GROUP FOR DD ddn NOT OPENED**

*Explanation:* The IBM-supplied TSO-TCAM message control program was unable to open the DCB for the line group data set that specified ddn as its ddname.

*System Action:* Execution of the MCP continues with the telecommunications lines defined in this line group unavailable for use.

*Operator Response:* Check the JCL used to execute the MCP to be sure that no desired DD statements are missing.

**IKJ404I TS START REJECTED - INSUFFICIENT COMMON STORAGE AVAILABLE**

*Explanation:* There was insufficient virtual storage available in the common area to support time sharing.



*System Action:* The request to modify TCAM to start time sharing is rejected.

*Operator Response:* The operator may wish to try his request again later. Common storage usage may drop enough to permit time sharing to be started. In any case, the installation programmer should be informed of the problem.

*Program Response:* Determine if the heavy common storage usage was due to some exceptional condition. If not, enlarge the size of this area.

**IKJ405I TIME SHARING ENDED**

*Explanation:* Time sharing support in TCAM has ended.

*System Action:* Time sharing is terminated.

*Operator Response:* None.

**IKJ407I INVALID TIOC PARAMETER - xxx = yyy - IGNORED**

*Explanation:* The indicated parameter expression is invalid on a TIOC parameter record.

*System Action:* The invalid entry is ignored. If the intended parameter value is not specified on any other entry, the default value will be used.

*Operator Response:* The installation programmer should be informed.

*Program Response:* The invalid entry should be inspected for misspelling or conflict with other parameters and corrected appropriately.

**IKJ408I MEMBER 'IKJPRM00' NOT FOUND**

*Explanation:* The default member name 'IKJPRM00' could not be found on SYS1.PARMLIB.

*System Action:* Time sharing initialization processing continues using defaults for time sharing system parameter values.

*Operator Response:* None.

**IKJ409I SYSTEM ERROR - TIME SHARING TERMINATED**

*Explanation:* A system error occurred, causing time sharing to terminate.

*System Action:* A diagnostic dump is taken to the SYS1.DUMP data set if this data set is available. Time sharing support is then terminated.

*Operator Response:* Time sharing may be started again if desired.

*Program Response:* Before calling IBM for programming support, print the dump taken to SYS1.DUMP.

*Problem Determination:* Table I, items 2, 29.

**IKJ414I UNABLE TO OPEN SYS1.PARMLIB**

*Explanation:* The SYS1.PARMLIB data set either could not be opened or could not be allocated.

*System Action:* Time sharing initialization processing continues using defaults for time sharing system parameter values.

*Operator Response:* None.

*Problem Determination:* Table I, items 3, 25a, 29.

**IKJ550I USERIDS REFORMATTED**

userid userid ... userid

*Explanation:* The specified modification has been accomplished on the noted userid members.

*System Action:* Processing continues.

*Operator Response:* Enter the next command.

**IKJ551I NOT ENOUGH MAIN STORAGE TO EXECUTE REFORMAT REFORMAT USERID userid**

*Explanation:* A GETMAIN request was unsuccessful.

*System Action:* For userid space failure, UADSREFM continues processing any userids remaining in the UADS directory. Otherwise, all UADSREFM processing terminates.

*Operator Response:* Rerun the job in a larger region.

**IKJ552I UTILITY SYSTEM ERROR+**

{ STAE  
PUTLINE  
ENQ  
DEQ  
ACCOUNT-READ  
ACCOUNT-GETSPACE  
ACCOUNT-WRITE  
BACKSPACE } ERROR CODE nn

*Explanation:* A failure has occurred in a service function. A code (nn) of 12 indicates an invalid parameter list was supplied to the service routine. A code of nn represents an invalid code with no assigned significance.

*System Action:* If the error is STAE, BPS, or ENQ on SYSUADS, UADSREFM processing terminates. Otherwise, processing for the current userid is terminated and UADSREFM continues to process any userids remaining in the UADS directory.

*Programmer Response:* Rerun the job.

*Problem Determination:* Table I, item 30.

**IKJ553I UNABLE TO EXECUTE REFORMAT+**

{ SYSUADN RDJFCB FAILURE  
SYSUADS RDJFCB FAILURE  
NONIDENTIFIABLE BLOCKSIZE FOR IDENTICAL  
SYSUADS/SYSUADN  
SYSUADS BLOCKSIZE TOO SMALL }

*Explanation:* An error occurred in allocation or in reading the JFCB.

*System Action:* UADSREFM processing continues.

*Programmer Response:* Check the allocation and reallocation if required. Rerun the job.

*Problem Determination:* Table I, item 30.

**IKJ554I { SYSUADN } DATA SET NOT USABLE+**

{ SYSUADS }  
{ CANNOT OPEN DATA SET  
STOW I/O ERROR CODE rc  
SYNAD ERROR synad info }

*Explanation:* A failure was encountered in a service function.

*System Action:* UADSREFM processing is terminated.

*Operator Response:* Rerun the job.

*Problem Determination:* Table I, item 30.

**IKJ555I UNABLE TO REFORMAT userid,**

{ USERID IN USE  
BLOCKSIZE TOO SMALL }

*Explanation:* The specified member is currently in use or the blocksize allocation is insufficient for the specified member.

*System Action:* Processing for the specified userid is terminated. UADSREFM continues to process any userids remaining in the UADS directory.

*Programmer Response:* Attempt the reformat again after using the ACCOUNT command functions to rebuild the specified userid, individually.

**IKJ556I USERID userid NOT FOUND**

*Explanation:* The service routines were unable to read the specified name.

*System Action:* Processing for the specified userid is terminated. UADSREFM continues to process any userids remaining in the UADS directory.

*Programmer Response:* Cross-check for the correct name (using the ACCOUNT-LIST or ACCOUNT-LISTIDS).

*Problem Determination:* Table I, items 30.

**IKJ557I UADSREFM ENDED DUE TO ERROR+  
SYSTEM COMPLETION CODE cde**

*Explanation:* An error resulting in an ABEND (cde) occurred during UADSREFM member processing.

*System Action:* UADSREFM processing is terminated.

*Operator Response:* Rerun the job.

*Problem Determination:* Table I, item 29.

**IKJ558I UNABLE TO CLOSE {SYSUADS} DATA SET  
{SYSUADN}**

*Explanation:* A failure occurred in the CLOSE function.

*System Action:* UADSREFM processing is terminated.

*Operator Response:* Rerun the job.

*Problem Determination:* Table I, item 30.

**IKJ570I SEND NOT SUPPORTED IN THIS SYSTEM**

*Explanation:* A SEND command was issued; however, the time sharing option was not included in the system at system generation time. Therefore, the SEND command is not operative.

*System Action:* The SEND command is rejected.

*Operator Response:* None.

**IKJ572I USER userid NOT LOGGED ON, MESSAGE  
CANCELED**

*Explanation:* In a SEND command which does not include the LOGON parameter, a userid was specified which is not currently logged on the time sharing system. The message specified in the SEND command is not issued to the user with the userid specified in the message text. The message is issued to those users with userids which are logged on.

*System Action:* The message specified in the SEND command is issued to the users, with userids specified in the SEND command, who are currently logged on.

*Operator Response:* No response is required. If a message is to be sent to users with userids which are not logged on, enter the SEND command and include the LOGON parameter.

**IKJ573I SEND SYNTAX ERROR. COMMAND REJECTED**

- The command contains embedded blanks.
- A delimiter is missing such as a comma after the message text, an equal sign after the keyword 'USER', or a parenthesis around the userid list.
- The command contains an unidentifiable keyword.
- Quotation marks around the message text are missing.
- The length of the message text is less than one character.

*System Action:* The SEND command is rejected.

*Operator Response:* Reenter the SEND command correctly.

**IKJ574I NO SPACE IN BROADCAST DATA SET FOR  
{MAIL}  
{NOTICES}**

*Explanation:* The portion of the Broadcast data set needed to contain a SEND message record is full:

1. MAIL - The SEND command specified 'USER' and 'LOGON', but no free space is available in the user mail section of the Broadcast data set to contain the SEND message.

2. NOTICES - The SEND command specified 'LOGON' and did not specify 'USER', no free space is available in the Broadcast notice section to contain the SEND message.

*System Action:* The SEND message is sent to all specified users currently logged on. However, the message is not saved in the Broadcast data set for those users not currently logged on.

*Operator Response:* Case 1 is a temporary situation. Space will be available in the mail section of the Broadcast data set as soon as a user for whom a message is intended enters a LOGON or LISTBC command. For case 2, it is necessary to free a Broadcast message number by issuing a SEND command with the 'DELETE' parameter specified.

**IKJ575I DATA SET SYS1.BROADCAST NOT USABLE**

*Explanation:* A SEND command was issued but the Broadcast data set could not be used for one of the following reasons:

1. The volume containing the SYS1.BROADCAST data set was not mounted.
2. An input/output error occurred during SEND processing of the SYS1.BROADCAST data set.

*System Action:* If 'USER' was specified in the SEND command, the message is issued to the specified users currently logged on to the time sharing system. Otherwise, processing in the Broadcast data set is terminated at the point the error is detected.

*Operator Response:* For case 1, make sure that the volume containing the SYS1.BROADCAST data set is mounted. For case 2, reenter the SEND command.

*Problem Determination:* Table I, items 25a, 29.

**IKJ576I NO BROADCAST MESSAGE**

*Explanation:* One of the following occurred when a SEND command was issued:

- If the parameter msgno was specified, either there was no Broadcast notice message for the particular message number specified, or the message number specified exceeded the maximum value set at system generation time.
- If the LIST parameter was specified (without msgno) there were no Broadcast notice messages in the Broadcast data set.

*System Action:* None.

*Operator Response:* None.

**IKJ578I BROADCAST MSGNO = nn**

*Explanation:* A SEND command has been issued with the 'LOGON' parameter specified. The SEND message text is entered in the Broadcast data set with the message number nn.

*System Action:* A message is entered in the Broadcast data set and is assigned message number nn.

*Operator Response:* None.

**IKJ579I CANNOT EXECUTE SEND**

*Explanation:* The SEND command handling routines are unable to perform their functions for one of the following reasons:

- There is an insufficient amount of storage available.
  - An internal error has occurred in one of the SEND modules.
- System Action:* SEND processing is terminated at the point the error is detected.

*Operator Response:* Reenter the SEND command.

*Problem Determination:* Table I, items 11, 29.

**IKJ580I MESSAGE TRUNCATED TO 115 CHARACTERS**

*Explanation:* A SEND command specified message text that was greater than the maximum of 115 characters allowed.

*System Action:* The message text is truncated to 115 characters.

*Operator Response:* None.

```
IKJ600I  TSOLOGON  { I/O } ERROR,DDNAME
          ddn,      { OBTAIN }
                   { OPEN }
          USER     { userid } PROC { ppp }
                   { UNKNOWN }   { UNKNOWN }
```

*Explanation:* TSO LOGON was unsuccessful in performing one of the indicated operations (I/O, OBTAIN, or OPEN). In the message text, ddn refers to the DD statement defining the data set being referenced when the error occurred. The message text also includes the user identification (userid) of the user being serviced when the error occurred and the procedure name, ppp, which the user had selected unless they are unknown to TSO LOGON at the time of the error.

*System Action:* The system disconnects the user from the TSO subsystem after transmitting message IKJ56452I to the user's terminal and invoking the TSO Dump facility to provide a dump for error analysis.

*Operator Response:* Probable hardware error.

*Problem Determination:* Table I, items 2, 4, 7a, 29. Make sure that a SYSTSDP DD statement was included in the time sharing procedure. Execute the AMDPRDMP service aid for the dump data set to obtain a formatted listing of the dump, and save the output.

```
IKJ601I  TSOLOGON  { PROCEEDING } ABEND cde,
                   { TERMINATED }
                   { ATTEMPTING RETRY }
          USER     { userid } PROC { ppp }
                   { UNKNOWN }   { UNKNOWN }
```

*Explanation:* Conditions leading to an abnormal termination with a code of cde have arisen in a TSO LOGON module. In the message text, userid is the identification of the user being serviced by TSO LOGON when abnormal termination occurred, and ppp is the name of the procedure that the user requested. If the userid or procedure name are not known, UNKNOWN appears in the message text. Also in this message text is an indication of whether LOGON can recover from the error via RETRY, termination of the session is to occur, or the error was not critical to user LOGON processing and LOGON will proceed with this processing.

*System Action:* The system either terminates the TSO LOGON function in which the abnormal termination occurred or attempts to recover after transmitting message IKJ65452I to the terminal on whose behalf TSO LOGON was operating. It also provides a dump for error analysis and performs error recording to the LOG data set.

*Operator Response:* Notify the system programmer of this message.

*Problem Determination:* Table I, items 2, 13, 29.

**IKJ602I INCONSISTENT AUTHORIZATION DATA FOR userid**

*Explanation:* A data or control field within the User Attribute Data Set (UADS) for the user with the userid specified in the message is incorrect. The authorization data cannot be used for LOGON processing.

*System Action:* The system offers the terminal user the choice of logging on with a different userid, or logging off.

*Operator Response:* For diagnostic purposes it is desirable to freeze the UADS data for 'userid' until the cause of the

difficulty has been isolated. However, if rapid restoration of the authorization data for 'userid' is necessary, it can be restored by performing the following recovery operations:

- Use the DELETE subcommand of the ACCOUNT command to purge the damaged data for 'userid' from the UADS.
- Use the ADD subcommand of the ACCOUNT command to reenter valid authorization data.

*Problem Determination:* Table I, items 29. Execute the AMASPZAP service aid to obtain a dump for the directory blocks of the UADS and all members of UADS which contain 'userid' as the first characters of the member name. Execute the LISTIDR function of AMBLIST for SYS1.LINKLIB and SYS1.OMDLIB to obtain a list of all members with a PTF or local fix. Have a listing available of any local programs or procedures used to access or modify the UADS.

```
IKJ603I  TSOLOGON  { TERMINATED } INSTALLATION EXIT
          { ATTEMPTING RETRY }
          { ABEND } cde
          { ERROR }
```

*Explanation:* A routine provided by the installation's systems programmer to augment or modify IBM's standard LOGON processing has failed. If the failure took the form of a system abnormal termination, the word ABEND appears in the message text, and code cde is the system completion code and an indication as to whether LOGON is attempting retry or terminating because of the ABEND. Otherwise, the word ERROR appears in the message text, code cde is the error code developed by TSO LOGON upon analysis of the parameters returned by an exit routine and LOGON will always terminate. The error codes and their meaning are as follows:

CODE	EXPLANATION
004	The address of the control switch buffer passed to the preprompt EXIT was altered during exit execution.
008	The control switches buffer length passed to the preprompt EXIT was altered during exit execution.
012	The length of the control switches returned by the preprompt EXIT was longer than the buffer or less than zero.
016	The address of the command buffer passed to the preprompt EXIT was altered during exit execution.
020	The command buffer length passed to the Pre-Prompt Exit was altered during exit execution.
024	The length of the command returned by the preprompt EXIT was longer than the buffer or less than zero.
028	The address of the userid buffer passed to the preprompt EXIT was altered during exit execution.
032	The userid buffer length passed to the Pre-Prompt Exit was altered during exit execution.
036	The length of the userid returned by the Pre-Prompt Exit was longer than the buffer or less than zero.
040	The preprompt EXIT returned a zero length userid for LOGON processor use.
044	The preprompt EXIT returned an unauthorized userid for LOGON processor use.
048	The address of the password buffer passed to the preprompt EXIT was altered during exit execution.
052	The password buffer length passed to the Pre-Prompt Exit was altered during exit execution.
056	The length of the password returned by the preprompt EXIT was longer than the buffer or less than zero.
060	The preprompt EXIT returned an unauthorized password for LOGON processor use.
064	The address of the account buffer passed to the preprompt EXIT was altered during exit execution.

- 068 The account buffer length passed to the Pre-Prompt Exit was altered during exit execution.
- 072 The length of the account returned by the Pre-Prompt Exit was longer than the buffer or less than zero.
- 076 The preprompt EXIT returned an unauthorized account for LOGON processor use.
- 080 The address of the procedure name buffer passed to the preprompt EXIT was altered during exit execution.
- 084 The procedure name buffer length passed to the preprompt EXIT was altered during exit execution.
- 088 The length of the procedure name returned by the preprompt EXIT was longer than the buffer or less than zero.
- 092 The preprompt EXIT returned a zero length name for LOGON processor use.
- 096 The preprompt EXIT returned an unauthorized procedure name for LOGON processor use.
- 100 The preprompt EXIT returned a region size outside the bounds supported by TSO for LOGON processor use.
- 104 The preprompt EXIT returned an unauthorized region size for LOGON processor use.
- 108 The address of the JCL buffer passed to the preprompt EXIT was altered during exit execution.
- 112 The JCL buffer length passed to the preprompt EXIT was altered during exit execution.
- 116 The length of the JCL returned by the preprompt EXIT was longer than the buffer or less than zero.
- 120 The preprompt EXIT returned less than two JCL card images for LOGON processor use.
- 124 The preprompt EXIT returned a partial JCL card image for LOGON processor use.
- 128 The address of the PSCB accounting data buffer passed to the preprompt EXIT was altered during exit execution.
- 132 The PSCB accounting data buffer length passed to the preprompt EXIT was altered during exit execution.
- 136 The length of the PSCB accounting data returned by the preprompt EXIT was longer than the buffer or less than zero.
- 140 The address of the First Attribute buffer passed to the preprompt EXIT was altered during exit execution.
- 144 The First Attribute buffer length passed to the preprompt EXIT was altered during exit execution.
- 148 The length of the First Attribute returned by the preprompt EXIT was longer than the buffer or less than zero.
- 152 The address of the Second Attribute buffer passed to the preprompt EXIT was altered during exit execution.
- 156 The Second Attribute buffer length passed to the preprompt EXIT was altered during exit execution.
- 160 The length of the Second Attribute returned by the preprompt EXIT was longer than the buffer or less than zero.
- 164 The address of the Generic Group buffer passed to the preprompt EXIT was altered during exit execution.
- 168 The Generic Group buffer length passed to the preprompt EXIT was altered during exit execution.
- 172 The length of the Generic Group returned by the preprompt EXIT was longer than the buffer or less than zero.
- 176 The address of the UPT buffer passed to the preprompt EXIT was altered during exit execution.
- 180 The UPT buffer length passed to the preprompt EXIT was altered during exit execution.
- 184 The length of the UPT returned by the Pre-Prompt Exit was longer than the buffer or less than zero.
- 188 The address of the ECT buffer passed to the preprompt EXIT was altered during exit execution.
- 192 The ECT buffer length passed to the preprompt EXIT was altered during exit execution.
- 196 The length of the ECT returned by the preprompt EXIT was longer than the buffer or less than zero.
- 200 The address of the DEST userid buffer passed to the preprompt EXIT was altered during exit execution.
- 204 The DEST userid buffer length passed to the preprompt EXIT was altered during EXIT execution.
- 208 The length of the DEST userid returned by the preprompt EXIT was longer than the buffer or less than zero.
- 212 The preprompt EXIT returned a zero length DEST userid for LOGON processor use.
- 216 The preprompt EXIT returned a DEST userid that was not defined to the subsystem.
- 220 The preprompt EXIT returned a performance group value which was not between 1 and 255 inclusive.
- 224 The preprompt EXIT returned an unauthorized performance group value for LOGON processor use.
- 228 The preprompt EXIT returned a performance group value which was not defined to the system.
- 232 The subsystem encountered an error while attempting to validate the DEST userid returned by the preprompt EXIT.
- 236 The subsystem interface encountered an error while attempting to validate the DEST userid returned by the preprompt EXIT.
- 250 The address of the new password buffer passed to the pre-prompt exit was altered during exit execution.
- 254 The new password buffer length passed to the pre-prompt exit was altered during execution.
- 258 The length of the new password buffer returned by the pre-prompt exit was longer than the buffer or less than zero.
- 262 The pre-prompt exit returned an unauthorized new password for logon processor use.
- 266 The address of the group identification buffer passed to the pre-prompt exit was altered during exit execution.
- 270 The group identification buffer length passed to the pre-prompt exit was altered during exit execution.
- 274 The length of the group identification buffer returned by the pre-prompt exit was longer than the buffer or less than zero.
- 278 The pre-prompt exit returned an unauthorized group identification for logon processor use.
- System Action:* The system issues message IKJ56452I to the terminal of the user whose LOGON failed. A dump is taken for error analysis and error recording is taken to the LOG data set. The message text indicates whether LOGON will retry or terminate.
- Operator Response:* Notify the system programmer of this message.
- Problem Determination:* Table I, items 2, 13, 29.

IKJ605I TSOLOGON TERMINATED. TO MANY  
ATTEMPTS. USER {userid }  
UNKNOWN }

*Explanation:* TSO LOGON denied a user with the identification userid access to the TSO subsystem because the user exceeded the limit, specified at system generation time, of attempts to enter a valid set of LOGON operands.

*System Action:* The system transmits message IKJ56428I to the terminal of the user, and disconnects the terminal from the TSO subsystem.

*Operator Response:* None required. However, if this situation recurs frequently, inform your installation manager since some

individual may be attempting to obtain unauthorized access to the TSO subsystem.

**IKJ606I TSOLOGON REJECTED. USERID, userid, IN USE**

*Explanation:* TSO LOGON denied a LOGON request of a user for one of two reasons:

- Another user was currently logged on under the same userid.
- A member of the installation management staff was using the TSO ACCOUNT command to alter the authorization of the user to utilize the TSO subsystem.

*System Action:* The system transmits message IKJ56425I to the terminal of the user who was unable to log on.

*Operator Response:* None required. If your installation requires that each individual using the TSO subsystem have his own unique userid, then the userid of the individual involved may be in use by an unauthorized individual. If there is any reason to suspect that this is the case, make sure that the installation manager is informed of the incident.

IKJ



IKJ608I TSOLOGON TERMINATED.      {sname}      ERROR  
   {mac }  
rc.USER {userid }      PROC      {ppp }  
         {UNKNOWN}                      {UNKNOWN}

*Explanation:* The TSO service routine (sname) or the macro instruction (mac) returned the abnormal return code rc, which indicates that a situation had arisen from which TSO LOGON could not recover. The userid of the user being serviced by TSO LOGON when the incident occurred and the name of the procedure requested appear in the message text.

*System Action:* The system transmits message IKJ56454I to the terminal for which TSO LOGON was operating. It then disconnects the terminal from the TSO subsystem.

*Operator Response:* None.

*Problem Determination:* Table I, items 2, 4, 7a, 29. Make sure that a SYSTSDP DD statement was included in the time sharing procedure. Execute the AMDPRDMP service aid for the dump

data set to obtain a formatted listing of the dump, and save the output.

IKJ609I TSOLOGON TERMINATED REQUIRED DDNAMES,  
MISSING: ddn ddn...ddn

*Explanation:* The ddnames specified in the message are required for LOGON processing. The following list of ddnames is currently required:

- SYSUADS - This ddname describes the user attribute data set.
- SYSLBC - This ddname is used for access to the broadcast data set.

*System Action:* The system issues message IKJ56452I to the terminal for which TSOLOGON was operating. It then disconnects the terminal from the TSO subsystem.

*Problem Determination:* Table I, items 1, 2, 4, 29.





## TSO Terminal Messages (IKJxxxxyn)

This section describes TSO messages directed to a terminal user. These messages are self-documenting; therefore message identifiers and message text are not listed for every message.

Component Name	IKJ
Program Producing Message	Time Sharing Option.
Audience and Where Produced	For terminal user: at the terminal.
Message Format	IKJxxxxyn xx System module prefix (in decimal). yyy Message serial number identifying the program that issued the message. n Type code: A Action. The terminal user must perform the action specified in the message text. I Information; no action is required.
Comments	None.
Associated Publications	OS/VS2 TSO Terminal Message Directory, SY28-0654
Problem Determination	Refer to Tables I and II at the back of this publication for problem determination instructions.

IKJ

Prefix & Serial No. (xxxx)	Command Processor or Problem Program
52300-52599	EDIT Command Processor
52600-52699	COPY Command Processor
52700-52799	MERGE Command Processor
52800-52899	LIST Command Processor
52900-52999	FORMAT Command Processor
54000-54999	Terminal I/O Controller
55000-55049	OPERATOR Command Processor
55050-55099	SEND Command Processor
56000-56049	CALL Command Processor
56050-56099	RUN Command Processor
56100-56149	ALLOCATE Command Processor
56150-56169	FREE Command Processor
56170-56219	CANCEL/STATUS Command Processor
56220-56249	DAIRFAIL Service Routine
56250-56289	SUBMIT Command Processor
56290-56299	VSAMFAIL Service Routine
56300-56349	OUTPUT Command Processor
56400-56499	LOGON/LOGOFF Command Processor
56500-56549	EXEC/WHEN/READ Command Processor
56550-56599	ACCOUNT Command Processor
56600-56649	Terminal Monitor Program
56650-56659	TIME Command Processor
56660-56669	ATTN Routines
56670-56679	PROFILE Command Processor
56700-56749	PARSE Service Routine
56750-56769	GETLINE/PUTLINE/PUTGET
56800-56849	HELP END Command Processors
56850-56900	DAIRFAIL Service Routine
56950-56959	LISTBC Command Processor
57000-57099	TEST Command Processor
58000-58099	DELETE Command Processor
58100-58199	PROTECT Command Processor
58200-58299	RENAME Command Processor
58300-58399	LISTALC Command Processor
58400-58499	LISTCAT Command Processor
58500-58599	LISTDS Command Processor
68000-68099	COBOL Command Processor
74000-74099	ASM Command Processor
76000-76099	LINK/LOADGO Command Processor
78000-78099	FORT Command Processor

**IKJ56220I type name NOT operation, TOO MANY DATA SETS +**

**MAXIMUM NUMBER OF DATA SET ALLOCATIONS ALLOWED BY YOUR LOGON PROCEDURE HAS BEEN REACHED, YOU SHOULD FREE UNUSED DATA SETS**

The type, name, and operation inserts indicate the requested dynamic allocation function. An example is DATA SET name NOT ALLOCATED.

Dynamic allocation return codes 0238 or 043C.

**IKJ56221I type name NOT operation, VOLUME NOT AVAILABLE+**

**VOLUME volser is ALLOCATED TO ANOTHER JOB OR USER, TRY LATER**

Dynamic allocation return code 02220. If the request was for a Mass Storage System (MSS) volume, the operator console will receive message IEF710I, which contains the MSS failure reason code.

**VOLUME volser NECESSARY TO SATISFY REQUEST NOT ON SYSTEM AND CANNOT BE MOUNTED**

Dynamic allocation return code 0218 or 0248. If the request was for a Mass Storage System (MSS) volume the operator console will receive message IEF710I, which contains the MSS failure reason code.

**VOLUME volser CURRENTLY MOUNTED ON AN INELIGIBLE DEVICE**

Dynamic allocation return code 022C.

**IKJ56224I INVALID SYSOUT CLASS**

Dynamic allocation return code 032C.

**IKJ56225I type ALREADY IN USE, TRY LATER+**

**DATA SET IS ALLOCATED TO ANOTHER JOB OR USER**

Dynamic allocation return code 0210.

**IKJ56226I INVALID DATA SET NAME, name EXCEEDS 44 CHARACTERS**

Dynamic allocation return code 0334.

**IKJ56228I DATA SET dsname NOT IN CATALOG**

For DISP = OLD. Dynamic allocation error codes 1708, 5708, or 5710.

**IKJ56229I type name NOT operation, DADSM ERROR+**

**DUPLICATE DATA SET NAME ON VOLUME 'volser'**

Dynamic allocation return code 4704 and DADSM return code 04.

**VOLUME volser VTOC IS FULL**

Dynamic allocation return code 4708 and DADSM return code 08.

**RECORD LENGTH SPECIFIED IS GREATER THAN volser TRACK CAPACITY**

Dynamic allocation return code 4718 and DADSM return code 18.

**type name NOT operation, CATALOG ERROR+**

**DATA SET NAME CONFLICTS WITH EXISTING DATA SET NAME. RESPECIFY WITH A NEW UNIT NAME OR CHANGE REQUESTED LAST QUALIFIER.**

For DISP = NEW. Dynamic allocation return codes 1708, 5708 or 5710.

**IKJ56230I type name NOT operation, MEMBER OF CONCATENATION**

Dynamic allocation return code 045C.

**IKJ56231I type name NOT operation, SYSTEM OR INSTALLATION ERROR+**

**UNKNOWN 'routine' CODE -NOTIFY YOUR INSTALLATION MANAGER OF ERROR CODE xxx**

'routine' insert is DYNAMIC ALLOCATION, CATALOG, DADSM, LOCATE, OBTAIN, or SCRATCH.

OBTAIN error codes 6710 and 6714 or DADSM error codes 4710 and 4730. (See note 3.)

Dynamic allocation return codes 1714, 171C, and 1720. (See note 3.)

Dynamic allocation return code 77xx. xx is the scratch error code. (See note 3.)

IKJEFF18 cannot identify error code. (See notes 2 and 3).

**UNKNOWN 'routine' CODE -NOTIFY YOUR INSTALLATION MANAGER OF RETURN CODE xxx**

'routine' insert is DAIR or DYNAMIC ALLOCATION.

IKJEFF18 cannot identify return code. (See notes 1 and 2).

**OBTAIN or DADSM I/O ERROR volser**

OBTAIN or DADSM error codes 670C or 470C. (See note 3).

**TEXT UNIT number CONTAINS INVALID PARAMETER**

Dynamic allocation return code 035C.

**TEXT UNIT number CONTAINS INVALID KEY**

Dynamic allocation return code 0360.

**REQUEST BLOCK FORMAT INVALID**

Dynamic allocation return code 036C.

**TEXT UNIT number CONTAINS INVALID NUMBER**

Dynamic allocation return code 0374.

**TEXT UNIT number CONTAINS DUPLICATE KEYS**

Dynamic allocation return code 0378.

**TEXT UNIT number CONTAINS INVALID LENGTH**

Dynamic allocation return code 037C.

**ESTAE ENVIRONMENT COULD NOT BE ESTABLISHED**

Dynamic allocation return code 047C.

**LOCATE I/O ERROR**

Dynamic allocation return code 1718.

**CATALOG SPACE EXHAUSTED ON CONTROL VOLUME volser**

Dynamic allocation return code 5714.

**CATALOG I/O ERROR volser**

Dynamic allocation return code 5718 or 571C.

Note: Descriptions for -

1) DAIR return codes are in *OS/VS2 TSO Guide to Writing a Terminal Monitor Program or a Command Processor*, GC28-0648.

2) Dynamic allocation return codes are in Appendix A *OS/VS2 System Programming Library: Job Management*, GC28-0627.

3) Catalog (ATLAS, CATALOG, LOCATE, and RDJFCB macros) and DADSM (OBTAIN, RENAME, and SCRATCH macros) are in *OS/VS2 System Programming Library: Data Management*, GC28-3830.

**IKJ56232I type name NOT ON VOLUME AS INDICATED IN THE CATALOG+**

**PLEASE DELETE THE CATALOG ENTRY (USE DELETE COMMAND WITH NOSCRATCH KEYWORD) AND RECREATE THE DATA SET IF NECESSARY**

Dynamic allocation return code 6708. The catalog information is incorrect for one of the following reasons:

- Only a catalog entry was created. This could have been done with a utility or through an incomplete creation of the data set.
- The DELETE command had incomplete execution.
- The data set was scratched by a cleanup routine but never uncataloged.
- The volume was restored to a level without the data set and the catalog is not on the same volume.

**IKJ56234I ATTR-LIST-NAME name NOT FOUND**

Dynamic allocation return code 0454.

**IKJ56235I MEMBER name SPECIFIED BUT dsname NOT A PARTITIONED DATA SET**

Dynamic allocation return code 0330.

**IKJ56236I FILE STEPLIB/JOBLIB/STEPCLIB/JOBCAT INVALID, FILENAME RESTRICTED**

Dynamic allocation return code 0364.

**IKJ56239I type NOT operation, name CURRENTLY ALLOCATED AS A DUMMY+**

**FREE FILE name AND RE-ENTER COMMAND**

Dynamic allocation return code 410. DAIR return code 14.

**IKJ56241I type NOT operation+**

**DATA SET IS ALLOCATED TO ANOTHER JOB OR USER**

Dynamic allocation return code 020C.

**NO UNIT AVAILABLE**

Dynamic allocation return code 0214.

**INVALID UNIT IN USER ATTRIBUTE DATA SET**

Dynamic allocation return code 021C.

**IKJ56244I type NOT operation, DIRECTORY LARGER THAN PRIMARY QUANTITY**

Dynamic allocation return code 4738 - DADSM code 38.

**IKJ56245I type NAME NOT operation, NOT ENOUGH SPACE ON VOLUME+**

**USE DELETE COMMAND TO DELETE UNUSED DATA SETS**

Dynamic allocation return code 4714 - DADSM code 14.

**IKJ56246I type name NOT ALLOCATED, FILE IN USE**

Dynamic allocation return code 0410.

**IKJ56247I type NOT operation, IS NOT ALLOCATED**

Dynamic allocation return codes 0438 and 0440. For all requests except concatenation.

Note: Descriptions for –

1) DAIR return codes are in *OS/VS2 TSO Guide to Writing a Terminal Monitor Program or a Command Processor*, GC28-0648.

2) Dynamic allocation return codes are in *OS/VS2 System Programming Library: Job Management*, GC28-0627.

3) Catalog (ATLAS, CATALOG, LOCATE, and RDJFCB macros) and DADSM (OBTAIN, RENAME, and SCRATCH macros) are in *OS/VS2 System Programming Library: Data Management*, GC28-3830.

**IKJ56248I type NOT operation, REQUESTED AS NEW BUT CURRENTLY ALLOCATED**

Dynamic allocation return code 0448.

**IKJ56249I type NOT operation, CURRENTLY ALLOCATED WITH DISPOSITION OF DELETE**

Dynamic allocation return code 044C.

**IKJ56850I type operation, OVERRIDING DISPOSITION IGNORED**

Dynamic allocation return code 0008.

**IKJ56851I type operation REQUESTED CATALOG/UNCATALOG/DELETE DISPOSITION UNSUCCESSFUL**

Dynamic allocation return codes 0021-0029, 0031-0039.

**IKJ56852I type NOT operation, FILENAME NOT SPECIFIED**

Dynamic allocation return code 0304.

**IKJ56853I type NOT operation, DECONCATENATION WOULD RESULT IN DUPLICATE FILENAMES**

Dynamic allocation return codes 0314 or 0424.

**IKJ56854I INVALID FILENAME**

Dynamic allocation return code 0318.

**IKJ56855I INVALID MEMBERNAME**

Dynamic allocation return code 031C.

**IKJ56856I INVALID DATA SET NAME**

Dynamic allocation return code 0320.

**IKJ56857I INVALID SYSOUT PROGRAM NAME**

Dynamic allocation return code 0324.

**IKJ56858I INVALID SYSOUT FORM NUMBER**

Dynamic allocation return code 0328.

**IKJ56859I INVALID DISPOSITION**

Dynamic allocation return code 0338.

**IKJ56860I type NOT UNALLOCATED, DELETE DISPOSITION INVALID FOR DATA SET ALLOCATED AS SHARED**

Dynamic allocation return code 0358.

**IKJ56861I type NOT operation, DATA SET IS OPEN**

Dynamic allocation return code 0420.

**IKJ56862I type NOT operation, REQUEST DENIED BY INSTALLATION EXIT**

DAIR return code 52 (dec).

**IKJ56863I type NOT operation, NOT ENOUGH STORAGE TO EXECUTE COMMAND**

Dynamic allocation return codes 0204 or 172C.

**IKJ56864I type NOT operation, USER NOT AUTHORIZED FOR FUNCTION SPECIFIED**

Dynamic allocation return code 0368 or 0470.

**IKJ56865I FILE name NOT operation, FILE NAME CURRENTLY ASSOCIATED WITH A NON-EXPLICIT ALLOCATION+**

**FILE filename MUST BE FREED BEFORE USING EXPLICITLY**

Dynamic allocation return code 0434.

**IKJ56866I type NOT operation, CONCURRENT ALLOCATIONS WOULD BE EXECUTED**

Dynamic allocation return code 0450.

**IKJ56867I type NOT operation, RELATIVE ENTRY NUMBER SPECIFIED NOT FOUND**

Dynamic allocation return code 0444.

**IKJ56868I type NOT CONCATENATED, A FILENAME SPECIFIED WAS NOT FOUND**

Dynamic allocation return code 0308 or 0438.

**IKJ56869I type NOT operation, A FILE NAME HAS BEEN SPECIFIED MORE THAN ONCE+**

**FILENAMES SPECIFIED FOR CONCATENATION MUST BE UNIQUE**

Dynamic allocation return code 038C.

**IKJ56870I type NOT operation, RELATIVE GENERATION NUMBER EXCEEDS 35 CHARACTERS**

Dynamic allocation return code 0390.

**IKJ56871I type NOT operation, RELATIVE GENERATION NUMBER INCOMPATIBLE FOR SPECIFIED STATUS**

Dynamic allocation return code 0394.

**IKJ56872I type NOT operation, DATA SET OR MEMBER IS NOT ALLOCATED TO THE FILENAME SPECIFIED**

Dynamic allocation return code 0460.

**IKJ56873I type NOT operation, DATA SET NAME SPECIFIED IS A PRIVATE CATALOG**

Dynamic allocation return code 0464.

**IKJ56874I type NOT operation, AN ERROR OCCURRED ALLOCATING OR OPENING A PRIVATE CATALOG**

Dynamic allocation return code 0468.

**IKJ56875I type NOT operation, DESTINATION UNDEFINED TO SUBSYSTEM**

Dynamic allocation return code 046C.

**IKJ56876I type NOT operation, MUTUALLY EXCLUSIVE PARAMETERS SPECIFIED**

Dynamic allocation return code 0380.

**IKJ56877I type NOT operation, MUTUALLY INCLUSIVE PARAMETER MISSING**

Dynamic allocation return code 0384.

**IKJ56878I type NOT operation, REQUIRED PARAMETER MISSING**

Dynamic allocation return code 0388.

**IKJ56879I type NOT operation, REFERENCED DATA SET NAME IS A GDG GROUP NAME**

Dynamic allocation return code 0458.

**IKJ56880I type NOT operation+**

**NUMBER OF DEVICES REQUIRED CURRENTLY UNAVAILABLE**

Dynamic allocation return code 0224.

**VOLUME OR DEVICE IS CURRENTLY UNAVAILABLE FOR SYSTEM USE**

Dynamic allocation return code 0228.

**SPECIFIED DEVICE IN USE WITH A VOLUME THAT CAN NOT BE DISMOUNTED**

Dynamic allocation return code 0230.

**A VOLUME SPECIFIED IS ALREADY MOUNTED ON ANOTHER DEVICE**

Dynamic allocation return code 0234.

Dynamic allocation return code 023C.

**INSUFFICIENT NUMBER OF VOLUMES HAVE BEEN SPECIFIED**

Dynamic allocation return code 0398.

**UNIT AND VOLUME SPECIFIED ARE NOT SAME DEVICE TYPE**

Dynamic allocation return code 039C.

**GDG PATTERN DSCB COULD NOT BE FOUND**

Dynamic allocation return code 048C.

**GDG PATTERN DSCB NOT MOUNTED**

Dynamic allocation return code 0488.

**REQUIRED CATALOG VOLUME CURRENTLY NOT MOUNTED**

Dynamic allocation return code 5704 (CATALOG return code 4 from DAIR).

**IKJ56881I type NOT operation, DEVICE IS A CONSOLE+**

**DYNAMIC ALLOCATION OF A CONSOLE NOT SUPPORTED**

Dynamic allocation return code 0240.

**IKJ56882I type NOT operation, TOO MANY VOLUMES+**

**NUMBER OF VOLUMES SPECIFIED EXCEEDS LIMIT**

Dynamic allocation return code 0480.

**IKJ56883I type NOT operation, REQUEST CANCELED BY OPERATOR**

Dynamic allocation return code 0484.

**IKJ56884I type NOT operation, SUBSYSTEM UNABLE TO SERVICE YOUR REQUEST**

Dynamic allocation return code 0478.

**IKJ56885I type name NOT operation, MSS VOLUME NOT ACCESSIBLE FROM UNIT+**

**IF YOU DID NOT SPECIFY UNIT NAME CALL YOUR SYSTEM PROGRAMMER**

Dynamic allocation return code 0498. Also, the operator console will receive message IEF710I, which contains the Mass Storage System (MSS) failure reason code.

IKJ

**IKJ56886I type name NOT operation, MSS VOLUME DOES NOT EXIST+**

**IF YOU DID NOT SPECIFY VOLUME NAME volume CALL YOUR SYSTEM PROGRAMMER**

Dynamic allocation return code 049C. See the *OS/VS Message Library: Mass Storage System Messages* publication for a detailed description of Mass Storage System (MSS) reason code 7.

**IKJ56887I type name NOT operation, MSVGP DOES NOT EXIST+**

**IF YOU DID NOT SPECIFY MSVGP CALL YOUR SYSTEM PROGRAMMER**

Dynamic allocation return code 04A0. See the *OS/VS Message Library: Mass Storage System Messages* publication for a detailed

explanation of Mass Storage System (MSS) reason code X'207'.

**IKJ56888I type name NOT operation, YOU ARE NOT AUTHORIZED TO DEFINE THIS DATA SET TO RACF+**

**NOTIFY YOUR INSTALLATION MANAGER**

Dynamic allocation return code 47AC.

**IKJ56889I type name NOT operation, YOUR RACF DATA SET DEFINITION ALREADY EXISTS+**

**YOU CAN DELETE OR RENAME YOUR EXISTING DATA SET**

Dynamic allocation return code 47A8.

## Section 16: PL/I Syntax Checker Messages (IKM)

Component Name	IKM
Program Producing Message	PL/I syntax checker.
Audience and Where Produced	For remote operator and programmer: terminal.
Message Format	IKMnnn 1111111 text nnn Message serial number. 1111111 Data set line number of the line in which the error was detected. Leading zeroes and blanks are suppressed. text Message text.
Comments	Central operator may request that messages appear on his console.
Associated Publications	OS/VS2 TSO Terminal User's Guide, GC28-0645.
Problem Determination	Refer to Tables I and II at the back of this publication for problem determination instructions.

### IKM001 1111111 UNMATCHED STRING QUOTES IN THIS STATEMENT

*Explanation:* The quotation mark at the end of a character or bit string is missing. No more checking of the statement is performed.

*Programmer Response:* Probable user error. Correct any errors in your PL/I source statement and let the syntax checker rescan it.

*Problem Determination:* Table I, items 13, 29. Compile your PL/I statement as part of a valid PL/I program.

### IKM002 1111111 UNMATCHED COMMENT BRACKETS IN THIS STATEMENT

*Explanation:* The character pair \*/ marking the end of a comment is missing. No more checking of the statement is performed.

*Programmer Response:* Probable user error. Correct any errors in your PL/I source statement and let the syntax checker rescan it.

*Problem Determination:* Table I, items 13, 29. Compile your PL/I statement as part of a valid PL/I program.

### IKM003 1111111 STATEMENT NOT RECOGNIZED

*Explanation:* A statement (including prefixes) does not start with an identifier, semicolon, decimal integer, or left parenthesis; or, a statement (excluding prefixes) starts with a nonkeyword identifier but does not contain an equal sign or does not have an equal number of left and right parentheses on the left of the equal sign.

*Programmer Response:* Probable user error. Correct any errors in your PL/I source statement and let the syntax checker rescan it.

*Problem Determination:* Table I, items 13, 29. Compile your PL/I statement as part of a valid PL/I program.

### IKM004 1111111 LABEL MISSING FROM xxx STATEMENT

*Explanation:* The label that should prefix an ENTRY, PROCEDURE, or FORMAT statement is missing.

*Programmer Response:* Probable user error. Correct any errors in your PL/I source statement and let the syntax checker rescan it.

*Problem Determination:* Table I, items 13, 29. Compile your PL/I statement as part of a valid PL/I program.

### IKM005 1111111 PREFIX NOT PERMITTED BEFORE xxx

*Explanation:* A condition prefix to an ELSE clause, or an ENTRY or DECLARE statement, is not permitted.

*Programmer Response:* Probable user error. Correct any errors in your PL/I source statement and let the syntax checker rescan it.

*Problem Determination:* Table I, items 13, 29. Compile your PL/I statement as part of a valid PL/I program.

### IKM006 1111111 CHECK/NOCHECK PREFIX NOT PERMITTED BEFORE THIS STMT

*Explanation:* The prefixes CHECK and NOCHECK may precede only a PROC or BEGIN statement.

*Programmer Response:* Probable user error. Correct any errors in your PL/I source statement and let the syntax checker rescan it.

*Problem Determination:* Table I, items 13, 29. Compile your PL/I statement as part of a valid PL/I program.

### IKM007 1111111 PREFIX OPTION FOLLOWS LABEL

*Explanation:* A condition prefix follows a label prefix. This is not permitted under the rules of PL/I. A condition prefix must always precede any label prefix.

*Programmer Response:* Probable user error. Correct any errors in your PL/I source statement and let the syntax checker rescan it.

*Problem Determination:* Table I, items 13, 29. Compile your PL/I statement as part of a valid PL/I program.

### IKM008 1111111 ILLEGAL STATEMENT FOLLOWS xxx

*Explanation:* xxx = ON: An on-unit consisting of an IF, ON, DO, RETURN, PROCEDURE, DECLARE, END, or FORMAT statement, or an ELSE clause, is not permitted.

xxx = IF or ELSE: A unit-1 or unit-2 branch of an IF statement consisting of an ON, DO, PROCEDURE, ENTRY, DECLARE, END, or FORMAT statement, or an ELSE clause, is not permitted. The illegal statement is not checked further.

*Programmer Response:* Probable user error. Correct any

IKM

errors in your PL/I source statement and let the syntax checker rescan it.

*Problem Determination:* Table I, items 13, 29. Compile your PL/I statement as part of a valid PL/I program.

**IKM009 11111111 INVALID LABEL BEGNG xxx**

*Explanation:* A label is not an (conditionally subscripted) identifier.

*Programmer Response:* Probable user error. Correct any errors in your PL/I source statement and let the syntax checker.

*Problem Determination:* Table I, items 13, 29. Compile your PL/I statement as part of a valid PL/I program.

**IKM010 11111111 INVALID PREFIX OPTION xxx**

*Explanation:* A condition prefix contains an invalid condition name. The checking continues after the next colon.

*Programmer Response:* Probable user error. Correct any errors in your PL/I source statement and let the syntax checker rescan it.

*Problem Determination:* Table I, items 13, 29. Compile your PL/I statement as part of a valid PL/I program.

**IKM011 11111111 LABEL NOT PERMITTED BEFORE xxx**

*Explanation:*

xxx = ON: the on-unit in an ON statement may not have a label prefix.

xxx = ELSE: a label to an ELSE clause must not precede the word ELSE.

*Programmer Response:* Probable user error. Correct any errors in your PL/I source statement and let the syntax checker rescan it.

*Problem Determination:* Table I, items 13, 29. Compile your PL/I statement as part of a valid PL/I program.

**IKM012 11111111 INCOMPLETE IF STATEMENT, THEN NOT FOUND WHEN EXPECTED**

*Explanation:* In an IF statement, the keyword THEN, or the entire THEN clause, is missing. The checking of the statement is terminated.

*Programmer Response:* Probable user error. Correct any errors in your PL/I source statement and let the syntax checker rescan it.

*Problem Determination:* Table I, items 13, 29. Compile your PL/I statement as part of a valid PL/I program.

**IKM013 11111111 ERROR IN xxx STATEMENT BEGNG yyy**

*Explanation:*

xxx = ALLOCATE, FREE, DECLARE, OPEN, CALL, DO, GET, or PUT statements. An invalid symbol may be contained in one of these statements.

xxx = BEGIN. The BEGIN statement is incorrectly written (may have the option ORDER or REORDER in PL/I Version 5).

xxx = THIS. Error in an unclassified statement. Checking of the statement is terminated.

*Programmer Response:* Probable user error. Correct any errors in your PL/I source statement and let the syntax checker rescan it.

*Problem Determination:* Table I, items 13, 29. Compile your PL/I statement as part of a valid PL/I program.

**IKM014 11111111 INVALID CHAR xxx PRECEDING yyy**

*Explanation:* The character is not a PL/I character. Checking of this statement is terminated.

*Programmer Response:* Probable user error. Correct any errors in your PL/I source statement and let the syntax checker rescan it.

*Problem Determination:* Table I, items 13, 29. Compile your PL/I statement as part of a valid PL/I program.

**IKM015 11111111 INVALID CHAR IN BIT STRING BEGNG xxx**

*Explanation:* A bit string contains a character other than 0 or 1.

*Programmer Response:* Probable user error. Correct any errors in your PL/I source statement and let the syntax checker rescan it.

*Problem Determination:* Table I, items 13, 29. Compile your PL/I statement as part of a valid PL/I program.

**IKM016 11111111 xxx MISSING AFTER yyy**

*Explanation:* A delimiter (comma, colon, or right parenthesis) or an identifier is missing.

*Programmer Response:* Probable user error. Correct any errors in your PL/I source statement and let the syntax checker rescan it.

*Problem Determination:* Table I, items 13, 29. Compile your PL/I statement as part of a valid PL/I program.

**IKM017 11111111 MISSING EQUAL SIGN IN DO SPECIFICATION**

*Explanation:* A Type 3 DO statement or repetitive specification must have the following general form: DO variable = expression [...]; . This error terminates the checking of the DO specification.

*Programmer Response:* Probable user error. Correct any errors in your PL/I source statement and let the syntax checker rescan it.

*Problem Determination:* Table I, items 13, 29. Compile your PL/I statement as part of a valid PL/I program.

**IKM018 11111111 SURPLUS COMMA AFTER xxx**

*Explanation:* A comma should not separate the options in a GET, PUT, or DECLARE (ENVIRONMENT) statement.

*Programmer Response:* Probable user error. Correct any errors in your PL/I source statement and let the syntax checker rescan it.

*Problem Determination:* Table I, items 13, 29. Compile your PL/I statement as part of a valid PL/I program.

**IKM019 11111111 A LETTER IMMEDIATELY FOLLOWS CONSTANT BEGNG xxx**

*Explanation:* A constant may only be followed by one of the following: any of several special characters, e.g., a blank or semicolon; an arithmetic operator, a comparison operator, or a bit-string operator. This could not be internally translated so no further checking of the statement is performed.

*Programmer Response:* Probable user error. Correct any errors in your PL/I source statement and let the syntax checker rescan it.

*Problem Determination:* Table I, items 13, 29. Compile your PL/I statement as part of a valid PL/I program.



**IKM020 11111111 INVALID PREFIX OPERATOR xxx  
PRECEDING yyy**

*Explanation:* An expression begins with an operator other than `_, +, -` or (or an operand other than an identifier, a string, or a constant).

*Programmer Response:* Probable user error. Correct any errors in your PL/I source statement and let the syntax checker rescan it.

*Problem Determination:* Table I, items 13, 29. Compile your PL/I statement as part of a valid PL/I program.

**IKM021 11111111 CONSTANT BEGNG xxx IS TOO LONG**

*Explanation:* A binary fixed point or integer constant has more than 31 digits, or a decimal fixed point or integer constant has more than 15 digits.

A binary floating point constant has more than 53 digits in the mantissa part, or a decimal floating point constant has more than 16 digits in the mantissa part.

*Programmer Response:* Probable user error. Correct any errors in your PL/I source statement and let the syntax checker rescan it.

*Problem Determination:* Table I, items 13, 29. Compile your PL/I statement as part of a valid PL/I program.

**IKM022 11111111 CONSTANT BEGNG xxx EXCEEDS  
MAXIMUM VALUE**

*Explanation:* A floating point constant exceeds the value 7.205,759,403,792,793E75, which is the highest value allowed.

*Programmer Response:* Probable user error. Correct any errors in your PL/I source statement and let the syntax checker rescan it.

*Problem Determination:* Table I, items 13, 29. Compile your PL/I statement as part of a valid PL/I program.

**IKM023 11111111 SOLITARY DECIMAL POINT FOUND IN  
OPERAND POSITION**

*Explanation:* A period appears invalidly in an expression in an operand position.

*Programmer Response:* Probable user error. Correct any errors in your PL/I source statement and let the syntax checker rescan it.

*Problem Determination:* Table I, items 13, 29. Compile your PL/I statement as part of a valid PL/I program.

**IKM024 11111111 EXPONENT MISSING IN CONSTANT  
BEGNG xxx**

*Explanation:* The letter E in a floating point constant is followed by some character other than a digit, a plus or minus sign, or a decimal point.

*Programmer Response:* Probable user error. Correct any errors in your PL/I source statement and let the syntax checker rescan it.

*Problem Determination:* Table I, items 13, 29. Compile your PL/I statement as part of a valid PL/I program.

**IKM025 11111111 EXPONENT TOO LONG IN CONSTANT  
BEGNG xxx**

*Explanation:* A binary floating point constant has more than 3 digits in the exponent part, or a decimal floating point constant has more than 2 digits in the exponent part.

*Programmer Response:* Probable user error. Correct any errors in your PL/I source statement and let the syntax checker rescan it.

*Problem Determination:* Table I, items 13, 29. Compile your PL/I statement as part of a valid PL/I program.

**IKM026 11111111 DECIMAL POINT IN EXPONENT OF  
CONSTANT BEGNG xxx**

*Explanation:* The exponent in a floating point constant contains a decimal point.

*Programmer Response:* Probable user error. Correct any errors in your PL/I source statement and let the syntax checker rescan it.

*Problem Determination:* Table I, items 13, 29. Compile your PL/I statement as part of a valid PL/I program.

**IKM027 11111111 CONSTANT BEGNG xxx HAS TOO MANY  
DECIMAL POINTS**

*Explanation:* A fixed point constant or the mantissa part of a floating point constant contains more than one radix point. Sterling constants are not checked.

*Programmer Response:* Probable user error. Correct any errors in your PL/I source statement and let the syntax checker rescan it.

*Problem Determination:* Table I, items 13, 29. Compile your PL/I statement as part of a valid PL/I program.

**IKM028 11111111 CONFLICTING op OPTION**

*Explanation:* The option named conflicts with a previously specified option.

*Programmer Response:* Probable user error. Correct any errors in your PL/I source statement and let the syntax checker rescan it.

*Problem Determination:* Table I, items 13, 29. Compile your PL/I statement as part of a valid PL/I program.

**IKM029 11111111 xxx OPTION REQUIRED**

*Explanation:* The option named must be specified.

*Programmer Response:* Probable user error. Correct any errors in your PL/I source statement and let the syntax checker rescan it.

*Problem Determination:* Table I, items 13, 29. Compile your PL/I statements as part of a valid PL/I program.

**IKM030 11111111 INVALID OPTION BEGNG op**

*Explanation:* The option named is not a valid option keyword.

*Programmer Response:* Probable user error. Correct any errors in your PL/I source statement and let the syntax checker rescan it.

*Problem Determination:* Table I, items 13, 29. Compile your PL/I statement as part of a valid PL/I program.

**IKM031 11111111 EXPRESSION MISSING AFTER xxx**

*Explanation:* An expression to the right of an equal sign or IF is missing. Checking of the statement is terminated.

*Programmer Response:* Probable user error. Correct any errors in your PL/I source statement and let the syntax checker rescan it.

**IKM032 11111111 INVALID ARGUMENT SPECIFIED FOR xxx**

*Explanation:* The attribute or option named has an invalid argument or argument list.

*Programmer Response:* Probable user error. Correct any errors in your PL/I source statement and let the syntax checker rescan it.

*Problem Determination:* Table I, items 13, 29. Compile your PL/I statement as part of a valid PL/I program.

**IKM033 1111111 ARGUMENT MISSING AFTER xxx**

*Explanation:* The argument that must follow the attribute or option named is missing, or the argument list is empty.

*Programmer Response:* Probable user error. Correct any errors in your PL/I source statement and let the syntax checker rescan it.

*Problem Determination:* Table I, items 13, 29. Compile your PL/I statement as part of a valid PL/I program.

**IKM034 1111111 MULTIPLE xxx yyy SPECIFIED**

*Explanation:* The attribute or option named has been previously specified in this statement.

*Programmer Response:* Probable user error. Correct any errors in your PL/I source statement and let the syntax checker rescan it.

*Problem Determination:* Table I, items 13, 29. Compile your PL/I statement as part of a valid PL/I program.

**IKM035 1111111 NO FILE SPECIFIED IN OPEN/CLOSE STATEMENT**

*Explanation:* The FILE option in an OPEN or CLOSE statement is missing. No more checking of the statement is performed.

*Programmer Response:* Probable user error. Correct any errors in your PL/I source statement and let the syntax checker rescan it.

*Problem Determination:* Table I, items 13, 29. Compile your PL/I statement as part of a valid PL/I program.

**IKM036 1111111 ILLEGAL USE OR INCORRECT FORMAT OR REFER OPTION**

*Explanation:* The REFER option is used in an illegal context or is specified in an invalid format.

*Programmer Response:* Probable user error. Correct any errors in your PL/I source statement and let the syntax checker rescan it.

*Problem Determination:* Table I, items 13, 29. Compile your PL/I statement as part of a valid PL/I program.

**IKM037 1111111 FILE ORGANIZATION MISSING FROM ENVIRONMENT OPTION**

*Explanation:* The file organization is not specified in the ENVIRONMENT option.

*Programmer Response:* Probable user error. Correct any errors in your PL/I source statement and let the syntax checker rescan it.

*Problem Determination:* Table I, items 13, 29. Compile your PL/I statement as part of a valid PL/I program.

**IKM038 1111111 CR OR DB IN FLOATING FIELD OF PICTURE BEGNG xxx**

*Explanation:* The CR or DB symbols must not be specified for the exponent of a floating field in a PICTURE specification.

*Programmer Response:* Probable user error. Correct any errors in your PL/I source statement and let the syntax checker rescan it.

*Problem Determination:* Table I, items 13, 29. Compile your PL/I statement as part of a valid PL/I program.

**IKM039 111111111 CONFLICTING xxx ATTRIBUTE**

*Explanation:* The attribute named conflicts with a previously specified attribute. For DECLARE and ALLOCATE statements, checking goes on for the next level-one declare variable (i.e., if the conflicting attribute is inside a structure, no more checking of this structure is performed).

*Programmer Response:* Probable user error. Correct any errors in your PL/I source statement and let the syntax checker rescan it.

*Problem Determination:* Table I, items 13, 29. Compile your PL/I statement as part of a valid PL/I program.

**IKM040 1111111 xxx ATTRIBUTE NOT PERMITTED IN THIS CONTEXT**

*Explanation:* An ISUB dummy variable appears outside the context of a DEFINED attribute of a DECLARE statement; or the LIKE attribute is specified in an invalid context.

*Programmer Response:* Probable user error. Correct any errors in your PL/I source statement and let the syntax checker rescan it.

*Problem Determination:* Table I, items 13, 29. Compile your PL/I statement as part of a valid PL/I program.

**IKM041 1111111 ERROR IN FORMAT LIST BEGNG xxx**

*Explanation:* Either 1) a format item does not start with an identifier or a decimal integer constant; 2) the identifier is not a valid format item keyword, or 3) the FORMAT item has an invalid format. Checking continues after the format list.

*Programmer Response:* Probable user error. Correct any errors in your PL/I source statement and let the syntax checker rescan it.

*Problem Determination:* Table I, items 13, 29. Compile your PL/I statement as part of a valid PL/I program.

**IKM042 1111111 xxx MUST HAVE ENTRY ATTRIBUTE**

*Explanation:* The identifier named must be declared with an ENTRY attribute.

*Programmer Response:* Probable user error. Correct any errors in your PL/I source statement and let the syntax checker rescan it.

*Problem Determination:* Table I, items 13, 29. Compile your PL/I statement as part of a valid PL/I program.

**IKM043 1111111 INVALID xxx ATTRIBUTE SPECIFIED FOR keyword**

*Explanation:* The attribute named is not a valid attribute keyword.

*Programmer Response:* Probable user error. Correct any errors in your PL/I source statement and let the syntax checker rescan it.

*Problem Determination:* Table I, items 13, 29. Compile your PL/I statement as part of a valid PL/I program.

**IKM044 1111111 ILLEGAL BASE FOR DEFINED ITEM xxx**

*Explanation:* The item named is defined on an invalid base.

*Programmer Response:* Probable user error. Correct any errors in your PL/I source statement and let the syntax checker rescan it.

*Problem Determination:* Table I, items 13, 29. Compile your PL/I statement as part of a valid PL/I program.

**IKM045 1111111 ERROR IN INITIAL ATTRIBUTE LIST BEGNG xxx**

*Explanation:* The INITIAL attribute list does not begin with a constant, a string, or a repetition factor; or a + or - sign is not followed by a constant.

*Programmer Response:* Probable user error. Correct any errors in your PL/I source statement and let the syntax checker rescan it.

*Problem Determination:* Table I, items 13, 29. Compile your PL/I statement as part of a valid PL/I program.

**IKM046 11111111 INVALID CHAR xxx IN PICTURE BEGNG yyy**

*Explanation:* The picture specification identified contains one or more invalid characters.

*Programmer Response:* Probable user error. Correct any errors in your PL/I source statement and let the syntax checker rescan it.

*Problem Determination:* Table I, items 13, 29. Compile your PL/I statement as part of a valid PL/I program.

**IKM047 11111111 ILLEGAL USE OF CHAR xxx IN PICTURE BEGNG yyy**

*Explanation:* The character identified is valid but improperly used in a picture specification.

*Programmer Response:* Probable user error. Correct any errors in your PL/I source statement and let the syntax checker rescan it.

*Problem Determination:* Table I, items 13, 29. Compile your PL/I statement as part of a valid PL/I program.

**IKM048 11111111 EXPONENT FIELD MISSING IN PICTURE BEGNG xxx**

*Explanation:* In the picture specification for a floating point number, the exponent field is missing.

*Programmer Response:* Probable user error. Correct any errors in your PL/I source statement and let the syntax checker rescan it.

*Problem Determination:* Table I, items 13, 29. Compile your PL/I statement as part of a valid PL/I program.

**IKM049 11111111 EXPONENT FIELD TOO LARGE IN PICTURE BEGNG xxx**

*Explanation:* In the picture specification for a floating point number, the exponent field has too many decimal positions.

*Programmer Response:* Probable user error. Correct any errors in your PL/I source statement and let the syntax checker rescan it.

*Problem Determination:* Table I, items 13, 29. Compile your PL/I statement as part of a valid PL/I program.

**IKM050 11111111 MORE THAN ONE SIGN CHAR IN PICTURE BEGNG xxx**

*Explanation:* The numeric picture specification identified contains more than one (not drifting) sign character.

*Programmer Response:* Probable user error. Correct any errors in your PL/I source statement and let the syntax checker rescan it.

*Problem Determination:* Table I, items 13, 29. Compile your PL/I statement as part of a valid PL/I program.

**IKM051 11111111 INVALID SCALING FACTOR IN PICTURE BEGNG xxx**

*Explanation:* In the picture specification for a fixed point number, the scaling factor is invalidly represented.

*Programmer Response:* Probable user error. Correct any errors in your PL/I source statement and let the syntax checker rescan it.

*Problem Determination:* Table I, items 13, 29. Compile your PL/I statement as part of a valid PL/I program.

**IKM052 11111111 INVALID USE OF SCALING FACTOR IN PICTURE BEGNG xxx**

*Explanation:* A scaling factor may occur only in the picture specification for a fixed-point number.

*Programmer Response:* Probable user error. Correct any errors in your PL/I source statement and let the syntax checker rescan it.

*Problem Determination:* Table I, items 13, 29. Compile your PL/I statement as part of a valid PL/I program.

**IKM053 11111111 NO SCALING FACTOR PARENTHESES IN PICTURE BEGNG xxx**

*Explanation:* The parentheses enclosing the integer of a scaling factor in the picture specification identified are missing.

*Programmer Response:* Probable user error. Correct any errors in your PL/I source statement and let the syntax checker rescan it.

*Problem Determination:* Table I, items 13, 29. Compile your PL/I statement as part of a valid PL/I program.

**IKM054 11111111 INVALID REPETITION FACTOR IN PICTURE BEGNG xxx**

*Explanation:* The repetition factor in the picture specification identified is not an integer. A repetition factor in a picture specification must be a non-zero integer enclosed in parentheses.

*Programmer Response:* Probable user error. Correct any errors in your PL/I source statement and let the syntax checker rescan it.

*Problem Determination:* Table I, items 13, 29. Compile your PL/I statement as part of a valid PL/I program.

**IKM055 11111 MULTIPLE USE OF CHARACTER xxx IN PICTURE BEGNG yyy**

*Explanation:* The characters E, K, and V may occur once only in a numeric picture specification.

*Programmer Response:* Probable user error. Correct any errors in your PL/I source statement and let the syntax checker rescan it.

*Problem Determination:* Table I, items 13, 29. Compile your PL/I statement as part of a valid PL/I program.

**IKM056 111111 NO DIGIT POSITION BEFORE EXPONENT IN PICTURE xxx**

*Explanation:* A picture specification for a floating point number makes no allowance for the digits of a mantissa preceding the delimiter E.

*Programmer Response:* Probable user error. Correct any errors in your PL/I source statement and let the syntax checker rescan it.

*Problem Determination:* Table I, items 13, 29. Compile your PL/I statement as part of a valid PL/I program.

**IKM057 11111111 PICTURE BEGNG xxx LONGER THAN 255 CHAR**

*Explanation:* The picture specification identified exceeds the maximum length of 255 characters.

*Programmer Response:* Probable user error. Correct any errors in your PL/I source statement and let the syntax checker rescan it.

*Problem Determination:* Table I, items 13, 29. Compile your PL/I statement as part of a valid PL/I program.

**IKM058 11111111 STERLING CHAR FOUND IN NON-STERLING PICTURE xxx**

*Explanation:* One of the characters 8, 7, 6, P, G, H, or M is found but the character G did not start this picture specification.

IKM

*Programmer Response:* Probable user error. Correct any errors in your PL/I source statement and let the syntax checker rescan it.

*Problem Determination:* Table I, items 13, 29. Compile your PL/I statement as part of a valid PL/I program.

**IKM059 11111111 ILLEGAL LEVEL NUMBER xxx**

*Explanation:* A major structure name must be declared with the level number 1. Minor structures must be declared with level numbers greater than 1. Level numbers must be decimal integers.

*Programmer Response:* Probable user error. Correct any errors in your PL/I source statement and let the syntax checker rescan it.

*Problem Determination:* Table I, items 13, 29. Compile your PL/I statement as part of a valid PL/I program.

**IKM060 11111111 PRECISION EXCEEDS xxx FOR PICTURE BEGNG yyy**

*Explanation:* The precision implied by the picture specification for a fixed or floating point number exceeds the maximum default precision.

*Programmer Response:* Probable user error. Correct any errors in your PL/I source statement and let the syntax checker rescan it.

*Problem Determination:* Table I, items 13, 29. Compile your PL/I statement as part of a valid PL/I program.

**IKM061 11111111 ILLEGAL ASTERISK AS SUBSCRIPT IN DEFINING LIST**

*Explanation:* An asterisk is not allowed as a subscript in a defining list.

*Programmer Response:* Probable user error. Correct any errors in your PL/I source statement and let the syntax checker rescan it.

*Problem Determination:* Table I, items 13, 29. Compile your PL/I statement as part of a valid PL/I program.

**IKM062 11111111 ELEMENT xxx IS ILLEGALLY DEFINED WITH ISUB**

*Explanation:* ISUB variables may not be used to define a scalar variable on an array base.

*Programmer Response:* Probable user error. Correct any errors in your PL/I source statement and let the syntax checker rescan it.

*Problem Determination:* Table I, items 13, 29. Compile your PL/I statement as part of a valid PL/I program.

**IKM063 11111111 ILLEGAL ISUB VALUE**

*Explanation:* The value of an ISUB dummy variable is outside the range 1-32.

*Programmer Response:* Probable user error. Correct any errors in your PL/I source statement and let the syntax checker rescan it.

*Problem Determination:* Table I, items 13, 29. Compile your PL/I statement as part of a valid PL/I program.

**IKM064 11111111 POSITION ATTRIBUTE ILLEGAL FOR DEFINED ITEM xxx**

*Explanation:* A POSITION attribute may not be specified for a data item defined by ISUB variables on a base identifier.

*Programmer Response:* Probable user error. Correct any errors in your PL/I source statement and let the syntax checker rescan it.

*Problem Determination:* Table I, items 13, 29. Compile your PL/I statement as part of a valid PL/I program.

**IKM065 11111111 SUBSCRIPTED BASE ILLEGAL FOR DEFINED ITEM xxx**

*Explanation:* The base identifier on which a data item is defined may not be a subscripted name.

*Programmer Response:* Probable user error. Correct any errors in your PL/I source statement and let the syntax checker rescan it.

*Problem Determination:* Table I, items 13, 29. Compile your PL/I statement as part of a valid PL/I program.

**IKM066 11111111 FORMAT LIST MISSING**

*Explanation:* The format in a GET, PUT, or FORMAT statement is missing.

*Programmer Response:* Probable user error. Correct any errors in your PL/I source statement and let the syntax checker rescan it.

*Problem Determination:* Table I, items 13, 29. Compile your PL/I statement as part of a valid PL/I program.

**IKM067 11111111 FORMAT LIST CONTAINS NO DATA FORMAT ITEM**

*Explanation:* The format list in a GET or PUT statement must include a format item for the data item being transmitted.

*Programmer Response:* Probable user error. Correct any errors in your PL/I source statement and let the syntax checker rescan it.

*Problem Determination:* Table I, items 13, 29. Compile your PL/I statement as part of a valid PL/I program.

**IKM068 11111111 FORMAT ITEM xxx PERMITTED WITH OUTPUT ONLY**

*Explanation:* The format item named may not be used in the format list of a GET statement.

*Programmer Response:* Probable user error. Correct any errors in your PL/I source statement and let the syntax checker rescan it.

*Problem Determination:* Table I, items 13, 29. Compile your PL/I statement as part of a valid PL/I program.

**IKM069 11111111 FORMAT ITEM xxx IS INVALID**

*Explanation:* The format item named uses invalid characters or is incorrectly written. Checking continues after the end of the format list.

*Programmer Response:* Probable user error. Correct any errors in your PL/I source statement and let the syntax checker rescan it.

*Problem Determination:* Table I, items 13, 29. Compile your PL/I statement as part of a valid PL/I program.

**IKM070 1111111 NESTING OF FORMAT LIST EXCEEDS 20**

*Explanation:* A format list in this statement is nested to more than 20 levels.

*Programmer Response:* Probable user error. Correct any errors in your PL/I source statement and let the syntax checker rescan it.

*Problem Determination:* Table I, items 13, 29. Compile your PL/I statement as part of a valid PL/I program.

**IKM071 1111111 INVALID DATA ITEM BEGNG xxx**

*Explanation:* The data item is not a valid identifier or is incorrectly written.

*Programmer Response:* Probable user error. Correct any errors in your PL/I source statement and let the syntax checker rescan it.

*Problem Determination:* Table I, items 13, 29. Compile your PL/I statement as part of a valid PL/I program.

**IKM072 1111111 NO DATA SPECIFICATION OR CONTROL OPTION FOUND**

*Explanation:* The data list and format list for a GET or PUT statement are missing.

*Programmer Response:* Probable user error. Correct any errors in your PL/I source statement and let the syntax checker rescan it.

*Problem Determination:* Table I, items 13, 29. Compile your PL/I statement as part of a valid PL/I program.

**IKM073 1111111 ARRAY BOUND FOR xxx IS TOO LARGE**

*Explanation:* The upper and/or lower bound of one or more dimensions of an array exceeds the maximum value.

*Programmer Response:* Probable user error. Correct any errors in your PL/I source statement and let the syntax checker rescan it.

*Problem Determination:* Table I, items 13, 29. Compile your PL/I statement as part of a valid PL/I program.

**IKM074 1111111 \*BOUNDS ARE MIXED WITH NON\* BOUNDS**

*Explanation:* Variable array bounds (denoted by asterisks) may not be mixed with non-variable bounds in a DECLARE statement.

*Programmer Response:* Probable user error. Correct any errors in your PL/I source statement and let the syntax checker rescan it.

*Problem Determination:* Table I, items 13, 29. Compile your PL/I statement as part of a valid PL/I program.

**IKM075 1111111 LOWER BOUND GREATER THAN UPPER BOUND FOR xxx**

*Explanation:* An array is declared with a lower bound greater than the upper bound or with a single upper bound equal to or less than zero.

*Programmer Response:* Probable user error. Correct any errors in your PL/I source statement and let the syntax checker rescan it.

*Problem Determination:* Table I, items 13, 29. Compile your PL/I statement as part of a valid PL/I program.

**IKM076 1111111 EXTERNAL NAME BEGNG xxx LONGER THAN SEVEN CHAR**

*Explanation:* An external name may not exceed seven characters in length.

*Programmer Response:* Probable user error. Correct any errors in your PL/I source statement and let the syntax checker rescan it.

*Problem Determination:* Table I, items 13, 29. Compile your PL/I statement as part of a valid PL/I program.

**IKM077 1111111 IDENTIFIER BEGNG xxx IS TOO LONG**

*Explanation:* An identifier has more than 31 characters.

*Programmer Response:* Probable user error. Correct any errors in your PL/I source statement and let the syntax checker rescan it.

*Problem Determination:* Table I, items 13, 29. Compile your PL/I statement as part of a valid PL/I program.

**IKM078 1111111 UNMATCHED PARENTHESES, xxx MISSING**

*Explanation:* The left and right parentheses in the current statement are unbalanced; one or more left or right parentheses are missing. The statement is not checked further.

*Programmer Response:* Probable user error. Correct any errors in your PL/I source statement and let the syntax checker rescan it.

*Problem Determination:* Table I, items 13, 29. Compile your PL/I statement as part of a valid PL/I program.

**IKM079 1111111 LEFT PARENTHESIS REQUIRED AFTER xxx**

*Explanation:* The option named must be followed by one or more arguments enclosed in parentheses.

*Programmer Response:* Probable user error. Correct any errors in your PL/I source statement and let the syntax checker rescan it.

*Problem Determination:* Table I, items 13, 29. Compile your PL/I statement as part of a valid PL/I program.

**IKM080 1111111 OPERAND MISSING BEFORE xxx**

*Explanation:* An identifier or expression preceding the item named is missing. This error terminates checking of the expression in question.

*Programmer Response:* Probable user error. Correct any errors in your PL/I source statement and let the syntax checker rescan it.

*Problem Determination:* Table I, items 13, 29. Compile your PL/I statement as part of a valid PL/I program.

**IKM081 1111111 INSUFFICIENT ARGUMENT SPECIFIED FOR xxx yyy**

*Explanation:* The number of arguments specified in the statement named is insufficient.

*Programmer Response:* Probable user error. Correct any errors in your PL/I source statement and let the syntax checker rescan it.

*Problem Determination:* Table I, items 13, 29. Compile your PL/I statement as part of a valid PL/I program.

**IKM082 11111111 ON CONDITION INVALID OR MISSING**

*Explanation:* An ON condition is either missing or invalidly specified. Checking of the ON statement is terminated.

*Programmer Response:* Probable user error. Correct any errors in your PL/I source statement and let the syntax checker rescan it.

*Problem Determination:* Table I, items 13, 29. Compile your PL/I statement as part of a valid PL/I program.

**IKM083 11111111 INVALID SET/IN CLAUSE SPECIFIED FOR xxx**

*Explanation:* The clause following the SET or IN option is invalid.

*Programmer Response:* Probable user error. Correct any errors in your PL/I source statement and let the syntax checker rescan it.

*Problem Determination:* Table I, items 13, 29. Compile your PL/I statement as part of a valid PL/I program.

**IKM084 11111111 VARIABLE IN LOCATE STATEMENT INVALID OR MISSING**

*Explanation:* The LOCATE keyword is not followed by an unscripted, unqualified identifier.

*Programmer Response:* Probable user error. Correct any errors in your PL/I source statement and let the syntax checker rescan it.

*Problem Determination:* Table I, items 13, 29. Compile your PL/I statement as part of a valid PL/I program.

**IKM085 11111111 FACTORING NOT PERMITTED ON ALLOCATE STATEMENT**

*Explanation:* An ALLOCATE statement contains a list of two or more factored variables.

*Programmer Response:* Probable user error. Correct any errors in your PL/I source statement and let the syntax checker rescan it.

*Problem Determination:* Table I, items 13, 29. Compile your PL/I statement as part of a valid PL/I program.

**IKM086 11111111 POINTER QUALIFIER AFTER POINTER QUALIFIER OR SUBSCRIPT**

*Explanation:* A pointer in a pointer qualifier may not be pointer qualified or subscripted.

*Programmer Response:* Probable user error. Correct any errors in your PL/I source statement and let the syntax checker rescan it.

*Problem Determination:* Table I, items 13, 29. Compile your PL/I statement as part of a valid PL/I program.

**IKM087 11111111 OPERAND MISSING AFTER xxx**

*Explanation:* An identifier or expression following the item named is missing. Checking is terminated.

*Programmer Response:* Probable user error. Correct any errors in your PL/I source statement and let the syntax checker rescan it.

*Problem Determination:* Table I, items 13, 29. Compile your PL/I statement as part of a valid PL/I program.

**IKM088 11111111 NO DIGIT POSITION IN PICTURE BEGNG xxx**

*Explanation:* A picture specification must contain at least one digit position.

*Programmer Response:* Probable user error. Correct any

errors in your PL/I source statement and let the syntax checker rescan it.

*Problem Determination:* Table I, items 13, 29. Compile your PL/I statement as part of a valid PL/I program.

**IKM089 11111111 INVALID OPERATOR xxx**

*Explanation:* The operator is not valid for use in an expression.

*Programmer Response:* Probable user error. Correct any errors in your PL/I source statement and let the syntax checker rescan it.

*Problem Determination:* Table I, items 13, 29. Compile your PL/I statement as part of a valid PL/I program.

**IKM090 11111111 IDENTIFIER MISSING AFTER xxx**

*Explanation:* An operator is missing after the item named. This error terminates the checking of the expression in question.

*Programmer Response:* Probable user error. Correct any errors in your PL/I source statement and let the syntax checker rescan it.

*Problem Determination:* Table I, items 13, 29. Compile your PL/I statement as part of a valid PL/I program.

**IKM091 11111111 OPERATOR MISSING BEFORE xxx**

*Explanation:* An operator is missing after the item named. This error terminates the checking of the expression in question.

*Programmer Response:* Probable user error. Correct any errors in your PL/I source statement and let the syntax checker rescan it.

*Problem Determination:* Table I, items 13, 29. Compile your PL/I statement as part of a valid PL/I program.

**IKM092 11111111 ILLEGAL LEFT PART OF ASSIGNMENT STATEMENT**

*Explanation:* An invalid operand appears to the left of the assignment symbol. Checking of the statement is terminated.

*Programmer Response:* Probable user error. Correct any errors in your PL/I source statement and let the syntax checker rescan it.

*Problem Determination:* Table I, items 13, 29. Compile your PL/I statement as part of a valid PL/I program.

**IKM093 11111111 INVALID DO SPECIFICATION**

*Explanation:* The keyword TO or BY is multiply used, or the DO specification contains an illegal symbol.

*Programmer Response:* Probable user error. Correct any errors in your PL/I source statement and let the syntax checker rescan it.

*Problem Determination:* Table I, items 13, 29. Compile your PL/I statement as part of a valid PL/I program.

**IKM094 11111111 xxx MISSING IN yyy STATEMENT**

*Explanation:* For example, the keyword TO or the label in a GO TO statement is missing.

*Programmer Response:* Probable user error. Correct any errors in your PL/I source statement and let the syntax checker rescan it.

*Problem Determination:* Table I, items 13, 29. Compile your PL/I statement as part of a valid PL/I program.

**IKM095 11111111 SEMICOLON NOT FOUND WHEN EXPECTED**

*Explanation:* The semicolon marking the end of a logically complete statement is missing, or no semicolon is found for the last statement of the input buffers.

*Programmer Response:* Probable user error. Correct any errors in your PL/I source statement and let the syntax checker rescan it.

*Problem Determination:* Table I, items 13, 29. Compile your PL/I statement as part of a valid PL/I program.

**IKM096 11111111 INVALID EVENT NAME BEGNG xxx**

*Explanation:* In a WAIT or input/output statement, the event name specified for the EVENT option is invalid.

*Programmer Response:* Probable user error. Correct any errors in your PL/I source statement and let the syntax checker rescan it.

*Problem Determination:* Table I, items 13, 29. Compile your PL/I statement as part of a valid PL/I program.

**IKM097 11111111 BREAK CHAR INVALID AT BEGNG OF IDENTIFIER xxx**

*Explanation:* The identifier may not begin with a break character.

*Programmer Response:* Probable user error. Correct any errors in your PL/I source statement and let the syntax checker rescan it.

*Problem Determination:* Table I, items 13, 29. Compile your PL/I statement as part of a valid PL/I program.

**IKM098 11111111 INVALID FORM OF INITIALIZATION FOR xxx**

*Explanation:* The initialization specified in this statement does not comply with the rules of PL/I syntax.

*Programmer Response:* Probable user error. Correct any errors in your PL/I source statement and let the syntax checker rescan it.

*Problem Determination:* Table I, items 13, 29. Compile your PL/I statement as part of a valid PL/I program.

**IKM099 11111111 MORE THAN 3 LEVELS OF ENTRY NESTING**

*Explanation:* The ENTRY attribute may not apply to more than three logical levels.

*Programmer Response:* Probable user error. Correct any errors in your PL/I source statement and let the syntax checker rescan it.

*Problem Determination:* Table I, items 13, 29. Compile your PL/I statement as part of a valid PL/I program.

**IKM100 11111111 INVALID REPETITION FACTOR IN INITIAL LIST**

*Explanation:* The repetition factor, a decimal integer constant, must be enclosed in parentheses and must precede the value or character to which it relates.

*Programmer Response:* Probable user error. Correct any errors in your PL/I source statement and let the syntax checker rescan it.

*Problem Determination:* Table I, items 13, 29. Compile your PL/I statement as part of a valid PL/I program.

**IKM101 11111111 MORE THAN 63 TRUE LEVEL NUMBERS SPECIFIED FOR xxx**

*Explanation:* A structure may have a maximum of 63 levels, including the major structure number 1.

*Programmer Response:* Probable user error. Correct any errors in your PL/I source statement and let the syntax checker rescan it.

*Problem Determination:* Table I, items 13, 29. Compile your PL/I statement as part of a valid PL/I program.

**IKM102 11111111 MORE THAN 32 DIMENSIONS SPECIFIED FOR xxx**

*Explanation:* An array may have a maximum of 32 dimensions.

*Programmer Response:* Probable user error. Correct any errors in your PL/I source statement and let the syntax checker rescan it.

*Problem Determination:* Table I, items 13, 29. Compile your PL/I statement as part of a valid PL/I program.

IKM





**Section 16A: TSO/VTAM Messages (IKT)**

Component Name	IKT
Program Producing Message	TSO/VTAM time sharing.
Audience and Where Produced	For operator: console.
Message Format	xx IKTnnns Text xx Message reply identification (absent if operator reply not required). nnn Message serial number. n Type code: A Action; operator must perform a specific action. D Decision; operator must choose an alternative. I Information; no operator action is required.
Comments	IKT messages (and IKJ messages) are produced when TSO/VTAM is in operation.
Associated Publications	OS/VS2 TSO Terminal Messages Directory, SY28-0654
Problem Determination	Refer to Tables I and II at the back of this publication for problem determination instructions.

**IKT001D nnn USER(S) ACTIVE - REPLY 'U', 'SIC', or 'FSTOP'**  
*Explanation:* An operator START command was issued to activate TCAS and nn users were found to be active from a previous session. This situation can occur if TCAS previously failed and users were not properly terminated.  
*System Action:* The system waits for the operator to reply.  
*Operator Response:* Reply 'U' to continue START processing and to allow the active users to remain active. Reply 'SIC' to cancel the active users normally, allowing any messages queued for them to be received, after which START processing will continue. Reply 'FSTOP' to force immediate cancellation of the active users, after which START processing will continue. Use 'FSTOP' only if 'SIC' is ineffective.

**IKT002D TCAS IS TERMINATING, REASON CODE = cde**  
*Explanation:* TCAS was unable to continue its normal processing due to an error, indicated by code (cde):  
*Reason*

Code	Explanation
04	The attempt to activate TCAS was invalid because TCAS was already in the system.
16	The TCAS main task was unable to attach the VTAM interface subtask.
20	The TCAS main task was unable to attach the user interface subtask.
24	The TCAS main task was unable to attach the console communication subtask.
28	TCAS was unable to obtain storage for the TCAS table (TCAST) in the common service area (CSA).
32	The TCAS main task abnormally terminated and was unable to recover.
48	The VTAM interface subtask abnormally terminated and was unable to recover.
52	The user interface subtask abnormally terminated and was unable to recover.
56	The console communication subtask abnormally terminated and was unable to recover.

*System Action:* TCAS terminates normally for codes 04, 48, 52, and 56. TCAS terminates abnormally for codes 16, 20, 24, 28, and 32.  
*Operator Response:* A dump should be obtained by specifying 'DUMP' in response to TCAS termination message IKT012D.

*Problem Determination:* Table I, items 2, 4, 13, 16, 33.

**IKT003D TCAS UNABLE TO ACCEPT LOGONS, REASON CODE = cde - REPLY 'RETRY' or 'TERM'**  
*Explanation:* TCAS issues this message when VTAM either fails to open the TCAS ACB or fails to accept logons to TSO. A code (cde) indicates the cause of the error:  
*Reason*

Code	Explanation
16	The SETLOGON macro instruction, issued by TCAS to allow VTAM to accept logons, failed.
20	A VTAM OPEN macro instruction could not be processed because of a temporary shortage of storage.
82	The network (system) operator issued a HALT VTAM command and VTAM is shutting down.
84	Either the address supplied in the ACB's APPLID field lies beyond TCAS's addressable range, or no entry could be found in the resource definition table (RDT) that matches the name indicated by the ACB's APPLID field. If the OPEN macro instruction was specified correctly, your installation may have failed to include TSO's application program ID (which is TSO) during VTAM definition.
86	A match for application program ID TSO was found, but it was for an entry other than APPL entry.
88	Another ACB, already opened by VTAM, indicates the same application program ID (TSO) that this ACB does. The installation may have assigned the same application program ID to two different versions of TSO. This is valid only if the programs do not run (or are at least not open) concurrently.
90	No entry could be found in the resource definition table (RDT) that matches the name (TSO) indicated by the ACB's APPLID field. This error may have occurred because the installation deactivated the APPL entry or never created it.
92	VTAM has been included as part of the operating system, but is inactive.



96 An apparent system occurred. Either there is a defect in VTAM's logic, or there is an error in TCAS's of the OPEN macro instruction that VTAM did not properly detect.

System Action: Processing continues.

Operator Response: Reply 'RETRY' to cause TCAS to try again to accept logons. Reply 'TERM' to cause TCAS to terminate.

**IKT004D INVALID PARAMETERS SPECIFIED - RESPECIFY OR REPLY 'U'**

Explanation: One or more invalid parameters were specified when attempting to start, modify, or stop TCAS.

System Action: The system waits for the operator to reply.

Operator Response: Respecify all the parameters, or reply 'U' to cause the command to be ignored.

**IKT005I TCAS IS INITIALIZED**

Explanation: TCAS initialization began in response to a START TSO command, and is now complete.

System Action: Unless they are suppressed, logons to TSO/VTAM time sharing are now accepted.

Operator Response: None.

**IKT006I TCAS ENDED**

Explanation: TCAS has ended normally.

System Action: TSO/VTAM time sharing is terminated.

Operator Response: None.

**IKT007I TCAS ACCEPTING LOGONS**

Explanation: Logons are not suppressed because of an operator START or MODIFY command.

System Action: Logons to TSO/VTAM time sharing are now accepted.

Operator Response: None.

**IKT008I TCAS NOT ACCEPTING LOGONS**

Explanation: TCAS has stopped accepting logons in response to an operator's command. No new logons will be accepted until requested by the operator.

System Action: Processing continues.

Operator Response: None.

**IKT009I TPEND HAS OCCURRED, TCAS TERMINATION IN PROGRESS**

Explanation: VTAM has notified TCAS of a TPEND situation (that is, a HALT command was issued to stop VTAM or VTAM has abnormally terminated), and TCAS is terminating.

System Action: TCAS performs termination processing.

Operator Response: None.

**IKT010D nn USER(S) ACTIVE - REPLY 'SIC' OR 'FSTOP'**

Explanation: A STOP command was entered to stop TCAS and nn terminal users are still active.

System Action: The system waits for the operator to reply.

Operator Response: Reply 'SIC' to cancel the active users normally. This allows them to receive any messages queued for them, and it allows TSO/VTAM to perform its normal termination processing. Reply 'FSTOP' to force immediate cancellation of the active users. The users will not receive any messages queued for them, and TSO/VTAM will not perform its normal termination processing (that is, task resource manager processing will be circumvented). 'FSTOP' should be used only if 'SIC' is ineffective.

**IKT011I TCAS UNABLE TO {ACCEPT} LOGONS,  
{SUPPRESS}**

REASON CODE = cde

Explanation: TCAS issues this message in response to an operator MODIFY command requesting that TCAS accept or suppress logons. VTAM either failed to open the TCAS ACB or failed to accept or suppress logons to TSO. A code (cde) indicates the cause of the error:

Reason

Code Explanation

- |    |  |
|----|--|
| 16 | The SETLOGON macro instruction, issued by TCAS to allow VTAM to accept or suppress logons, failed.   |
| 20 | A VTAM OPEN macro instruction could not be processed because of a temporary shortage of storage.   |
| 82 | The network (system) operator issued a HALT VTAM command and VTAM is shutting down.  |
| 84 | Either the address supplied in the ACB's APPLID field lies beyond TCAS's addressable range, or no entry could be found in the resource definition table (RDT) that matches the name indicated by the ACB's APPLID field. If the OPEN macro instruction was specified correctly, your installation may have failed to include TSO's application program ID (which is TSO) during VTAM definition. |
| 86 | A match for application program ID TSO was found, but it was for an entry other than an APPL entry.  |
| 88 | Another ACB, already opened by VTAM, indicates the same application program ID (TSO) that this ACB does. The installation may have assigned the same application program ID to two different versions of TSO. This is valid only if the programs do not run (or are at least not open) concurrently.   |
| 90 | No entry could be found in the resource definition table (RDT) that matches the name (TSO) indicated by the ACB's APPLID field. This error may have occurred because the installation deactivated the APPL entry or never created it.  |
| 92 | VTAM has been included as part of the operating system, but is inactive.   |
| 96 | An apparent system error occurred. Either there is a defect in VTAM's logic, or there is an error in TCAS's use of the OPEN macro instruction that VTAM did not properly detect.   |

System Action: Processing continues.

Operator Response: None.

**IKT012D TCAS TERMINATION IN PROGRESS - SPECIFY 'U' OR 'DUMP'**

Explanation: TCAS is terminating either normally or abnormally and an SVC dump can be requested.

System Action: The system waits for the operator to reply.

Operator Response: Specify 'U' to continue termination processing without a dump. Specify 'DUMP' to produce a dump of virtual storage.

**IKT013I PARMLIB CANNOT BE OPENED, DEFAULT PARAMETERS USED**

Explanation: An error occurred while TCAS was attempting to open parmlib causing TSO/VTAM time-sharing default parameters to be used.

System Action: TCAS initialization continues.

Operator Response: None.

**IKT014I I/O ERROR READING PARMLIB, DEFAULT PARAMETERS USED**

*Explanation:* An I/O error occurred while TCAS was reading TSO/VTAM time-sharing parameters from parmlib, causing default parameters to be used.

*System Action:* TCAS initialization continues.

*Operator Response:* None.

**IKT015I MODIFY COMMAND REJECTED, INVALID PARAMETER(S) SPECIFIED**

*Explanation:* A MODIFY command issued to modify TCAS specified one or more invalid parameters.

*System Action:* The command is ignored.

*Operator Response:* Respecify the command.

**IKT016D INVALID REPLY - RESPECIFY**

*Explanation:* An invalid reply was made to a previous operator message.

*System Action:* The system waits for the operator to reply.

*Operator Response:* Specify a valid reply.

**IKT017I FILE FOR PRINTING TSO/VTAM TIME SHARING PARAMETERS CANNOT BE OPENED**

*Explanation:* An error was encountered during TCAS initialization while attempting to open the file for printing TSO/VTAM time-sharing parameters.

*System Action:* The parameters are not printed but TCAS initialization continues.

*Operator Response:* None.

**IKT018I I/O ERROR PRINTING TSO/VTAM TIME SHARING PARAMETERS, PRINTING STOPPED**

*Explanation:* An error was encountered during TCAS initialization while printing TSO/VTAM time sharing parameters from parmlib.

*System Action:* Printing of the parameters is stopped but TCAS initialization continues.

*Operator Response:* None.

**IKT019I TERMINAL termid CANNOT BE CONNECTED OR RELEASED BY VTAM**

*Explanation:* A user attempted to log on to TSO/VTAM time sharing from terminal termid. VTAM was unable to connect the terminal to TCAS, then was unable to release it.

*System Action:* Processing continues, but the terminal will be unavailable for use until the next time TSO is started.

*Operator Response:* Notify the system programmer that the problem has occurred.

<b>IKT020I</b>	TCAS	{	VTAM INTERFACE USER INTERFACE CONSOLE COMMUNICATION	}
			SUBTASK ABNORMALLY TERMINATED, RECOVERY IN PROGRESS	

*Explanation:* A TCAS subtask has abnormally terminated.

*System Action:* TCAS reattaches the terminated task.

*Operator Response:* None.

**IKT100I USERID userid CANCELED DUE TO UNCONDITIONAL LOGOFF**

*Explanation:* A VTAM USS unconditional logoff command was issued by a terminal user (userid), causing VTAM to disconnect the terminal from TSO before TSO could do normal logoff processing.

*System Action:* The terminal is disconnected form the system.

*Operator Response:* None.

**IKT101I USERID userid CANCELED DUE TO RECONNECT TIMER EXPIRATION**

*Explanation:* A terminal user (userid) was in a reconnect state and failed to reestablish connection (LOGON RECONNECT) with TSO/VTAM time sharing within the specified time limit, or the specified time limit was zero.

*System Action:* The terminal is disconnected from the system.

*Operator Response:* None.

**IKT102I USERID userid CANCELED DUE TO RECONNECT FAILURE**

*Explanation:* A terminal user (userid) attempted to reestablish connection (LOGON RECONNECT) with TSO/VTAM time sharing, and in attempting to reestablish the session an unrecoverable VTAM error was encountered.

*System Action:* The terminal is disconnected from the system.

*Operator Response:* None.

**IKT103I UNKNOWN CODE RETURNED TO TSO/VTAM LOSTERM EXIT ROUTINE**

*Explanation:* The return code given to the LOSTERM exit routine of TSO/VTAM time sharing is not recognized. Either a list of entry codes is outdated or there is a parameter list error.

*System Action:* The code is written to SYS1.LOGREC and processing continues.

*Operator Response:* Report the message to the system programmer so that he can determine why it was issued.

**IKT104I TSO/VTAM ACB ERROR DUE TO INSUFFICIENT STORAGE**

*Explanation:* A user tried to log on to TSO/VTAM time sharing, and TSO's attempt to open an ACB was unsuccessful because sufficient storage was unavailable to VTAM.

*System Action:* The terminal user's address space is terminated but system processing continues.

*Operator Response:* Report this message to the system programmer.

**IKT105I LOGON REJECTED DUE TO INVALID APPLICATION ID**

*Explanation:* TCAS assigned an invalid application program ID to a terminal user attempting to log on to TSO/VTAM time sharing.

*System Action:* The terminal user's address space is terminated but system processing continues.

*Operator Response:* Report this message to the system programmer.

*Programmer Response:* Find the invalid application ID (offset 0 in TVWA) in the dump caused by the terminated user address space. Valid IDs can be found in SYS1.VTAMLST.

**IKT106I LOGON REJECTED, CANNOT OPEN ACB**

*Explanation:* A terminal user was unable to log on to TSO/VTAM time sharing because of an OPEN ACB failure from an unknown cause.

*System Action:* The user address space is terminated but system processing continues.

*Operator Response:* Report this message to the system programmer.

*Programmer Response:* Check the ERROR field of TSO/VTAM's OPEN ACB. The values that can be set in this field, and their meanings, are listed in *VTAM Macro Language Reference*, GC27-6995.

IKT

**IKT107I TSO/VTAM UNABLE TO DISCONNECT TERMINAL**

**EXPLANATION:** A terminal user logged off from TSO/VTAM time sharing and the VTAM ACB associated with the user was closed, but a VTAM error has prevented the user's disconnection from TSO.

**System Action:** The user address space terminates with ABEND code 0AB (register 15 contains 0203). The terminal that could not be disconnected is not available to other users.  
**Operator Response:** Try to make the terminal available to other users by varying it offline, deactivating it, and then reactivating it.

## Section 17: Auxiliary Storage Management Messages (ILR)

Component Name	ILR
Program Producing Message	ILRRIM03 (alias IEAVNPB4), ILRTMC00.
Audience and Where Produced	For operator: console.
Message Format	ILRnnns text nnn Message serial number. s Type code: I Information; no operator action is required. W Wait; processing stopped until action is determined and performed. text Message text.
Problem Determination	Refer to Tables I and II at the back of this publication for problem determination instructions.

**ILR0011 DYNAMIC ALLOCATION OF SYS1.STGINDEX FAILED, NO VIO JOURNALING**

*Explanation:* ASM's task mode initialization routine was unable to successfully execute a dynamic allocation request to create a ddname of SYS1.STGINDEX. This operation is required to open SYS1.STGINDEX.

*System Action:* ASM will issue message ILR022A before continuing operation. If the operator enters REPLY xx,'U', ASM attempts to complete other non-VIO-related initialization procedures. Journaling requests for VIO data sets will be rejected by ASM. If warm start had been requested, jobs requiring VIO data sets journaled on the previous IPL will not be able to be restarted.

*Operator Response:* Report this message to the system programmer.

*Programmer Response:* Occurrence of this message indicates that SYS1.STGINDEX was inaccessible to dynamic allocation or a system error occurred. If warm start had been requested, the contents of SYS1.STGINDEX may still be retrievable if the problem is corrected and re-IPL is performed before any reply to message ILR022A.

In other cases, respond as indicated to message ILR022A, which follows this message.

*Problem Determination:* Table I, items 2, 11, 18, 24, 28, 29, 30, 34.

**ILR0021 INITIALIZATION OF SYS1.STGINDEX FAILED, NO VIO JOURNALING**

*Explanation:* ASM's task mode initialization routine was unable to fully initialize the SYS1.STGINDEX data set for CVIO processing. To fully initialize SYS1.STGINDEX, ASM must:

- Open the data set.
- Write the timestamp record.
- Close the data set.
- Reopen the data set for normal processing.

If any of these operations fail, or if the ESTAE recovery routine receives control during any of these operations, this message is issued.

*System Action:* ASM will issue message ILR022A before continuing operation. If the operator enters REPLY xx,'U' to message ILR022A, ASM attempts to complete other non-VIO-related initialization procedures. Journaling requests for VIO data sets will be rejected by ASM.

*Operator Response:* Report this message to the system programmer.

*Programmer Response:* Respond as indicated to message ILR022A, which follows this message.

*Problem Determination:* Table I, items 2, 11, 18, 24, 28, 29, 30, 34.

**ILR003A WARM START FOR VIO FAILED. REPLY 'U' TO INVOKE CVIO PROCESSING**

*Explanation:* ASM's task mode initialization routine was unable to restore the SYS1.STGINDEX data set and/or ASM control blocks to reflect the status of journaled VIO data sets from the previous IPL. To perform this function, ASM must:

- Open and verify SYS1.STGINDEX.
- Read all valid records containing ASPCTS.
- Update the PATs to reflect the external storage slots allocated to journaled VIO data sets.

If any of these operations fail, this message is issued.

*System Action:* ASM waits for a response from the operator. If the operator enters REPLY xx,'U', system operation continues and ASM switches to CVIO processing for SYS1.STGINDEX. If ASM is successful, VIO journaling will be possible for this IPL. However, any VIO data sets journaled on the previous IPL are lost, and jobs requiring these data sets will not be able to be restarted.

*Operator Response:* Report this message to the system programmer. At his direction, either take a stand alone dump and re-IPL, or enter REPLY xx,'U' to invoke CVIO processing.

*Programmer Response:* Occurrence of this message indicates a problem with SYS1.STGINDEX or its contents. A stand alone dump should reveal the problem. If SYS1.STGINDEX itself is the problem, it may be possible to correct the problem and re-IPL with the warm start option again, without losing the contents of SYS1.STGINDEX.

*Problem Determination:* Table I, items 2, 11, 18, 24, 28, 29, 30, 34.

**ILR0041 ASM UNABLE TO BUILD DATA SET NAME LIST, PAGEADD COMMAND UNUSABLE**

*Explanation:* ASM's task mode initialization routine was unable to build the page and swap data set name lists required for the PAGEADD command processor. The PAGEADD command will not be able to function.

*System Action:* System operation continues with the PAGEADD command unusable.

*Operator Response:* Report this message to the system programmer.

**Programmer Response:** Occurrence of this message indicates that ASM's task mode initialization routine was unable to obtain subpool 241 space in the CSA. This situation may indicate a larger system problem with the CSA or a problem in the ILRTMIO0 module. Correct the size of the CSA, if necessary. Otherwise, notify your IBM programming support representative.

**Problem Determination:** Table I, items 2, 18, 29.

#### ILR005I PLPA PAGE DATA SET FULL, OVERFLOWING TO COMMON DATASET

**Explanation:** The PLPA page data set has become full. All subsequent writes for the PLPA will be sent to the COMMON page data set.

**System Action:** Processing continues with PLPA pages on the PLPA and COMMON page data sets.

**Operator Response:** Report this message to the system programmer.

**Programmer Response:** Occurrence of this message indicates that the size of the PLPA page data set is inadequate. Increase the size of the PLPA page data set before the next IPL, if desired.

**Problem Determination:** Table I, items 2, 18, 28, 34.

#### ILR006I COMMON PAGE DATA SET FULL, OVERFLOWING TO PLPA DATA SET

**Explanation:** The COMMON page data set has become full. All writes for the COMMON page data set will be sent to the PLPA page data set.

**System Action:** Processing continues with COMMON pages on the COMMON and PLPA page data sets. All subsequent write requests will be attempted to the COMMON page data set and only sent to the PLPA page data set if no space is yet available on the COMMON page data set.

**Operator Response:** Report this message to the system programmer.

**Programmer Response:** Occurrence of this message indicates that the size of the COMMON page data set is inadequate. Increase the size of the COMMON page data set before the next IPL.

**Problem Determination:** Table I, items 2, 18, 28, 34.

#### ILR007I DUPLEX PAGE DATA SET {BAD}, DUPLEXING SUSPENDED {FULL}

**Explanation:** Either the DUPLEX page data set has become full, or the DUPLEX page data set has become unusable because of permanent I/O errors on that volume.

**System Action:** Processing continues, but duplexing of PLPA and COMMON pages has been suspended.

**Operator Response:** Report this message to the system programmer.

**Programmer Response:** Occurrence of this message for a full data set indicates that the size of the page data set allocated to the duplex storage is inadequate. Increase the size of the DUPLEX page data set before the next IPL.

If the message was issued for an unusable page data set, correct or replace the unusable page data set before the next IPL.

**Problem Determination:** Table I, items 2, 18, 24, 28, 29, 30, 34.

#### ILR008W { PLPA } PAGE DATA SET ON VOL ser BAD, ASM { COMMON } UNABLE TO CONTINUE { LOCAL } { DUPLEX }

**Explanation:** ASM is unable to continue, due to one of the following reasons:

- The system is unable to access both the PLPA and DUPLEX page data sets.
- The system is unable to access any user LOCAL page data set. ALL LOCAL page data sets are unusable.
- The system is unable to access both the COMMON and DUPLEX page data sets.
- The system is unable to access either the PLPA or COMMON page data set, and duplexing was not active.
- The system is unable to access the DUPLEX page data set, and both the PLPA and COMMON page data sets are full.
- The system is unable to access either the PLPA or COMMON page data set, and the DUPLEX page data set has become full.
- The PLPA and COMMON page data sets have become full, and duplexing was not active.

**System Action:** The system is placed in a X'02E' or X'03C' wait state.

**Operator Response:** Report this message to the system programmer.

**Programmer Response:** Determine which page data sets are no longer usable, and correct or replace these data sets before the next IPL.

**Problem Determination:** Table I, items 2, 18, 24, 28, 29, 30, 34.

#### ILR009I { SWAP } DATA SET ON VOL ser BAD { PLPA PAGE } { COMMON PAGE } { LOCAL PAGE }

**Explanation:** ASM is unable to access a page or swap data set for one of the following reasons:

- A permanent I/O error occurred.
- No IORB-IOSB-SRB was available.

**System Action:** Processing continues without the unusable data set.

**Operator Response:** Report this message to the system programmer.

**Programmer Response:** Correct or replace the unusable data set before the next IPL.

**Problem Determination:** Table I, items 2, 18, 24, 28, 29, 30, 34.

#### ILR010I { PLPA } PAGE DATA { FULL } , ASM USING { COMMON } { BAD } ONLY DUPLEX PAGE DATA SET

**Explanation:** ASM is using the DUPLEX page data set for all PLPA/Common reads and/or writes, due to one of the following reasons:

- Message ILR009I has been issued for the PLPA or COMMON page data set. All reads and writes for the PLPA or COMMON page data set will be done from the DUPLEX page data set.
- Message ILR009I has been issued for the PLPA or COMMON page data set, and now the PLPA or COMMON page data set has become full. All writes for the COMMON or PLPA page data set will be done to the DUPLEX page data set.

**System Action:** Processing using only the DUPLEX page data set.

**Operator Response:** Report this message to the system programmer.

**Programmer Response:** Correct or replace the unusable page data set before the next IPL.

**Problem Determination:** Table I, items 2, 18, 24, 28, 29, 30, 34.

**ILR020I ASM ENQ FOR SYS1.STGINDEX FAILED. CVIO  
REQUIRED NEXT IPL**

**Explanation:** The task mode initialization routine of ASM was unable to successfully enqueue on the SYS1.STGINDEX data set. The data set will not be exclusively accessible by ASM.

**System Action:** ASM will issue message ILR022A before continuing operation. If the operator responds REPLY xx,'U' to message ILR022A, ASM will not close SYS1.STGINDEX and VIO journaling will not be possible during this IPL. If warm start had been requested, all journaled VIO data sets will be lost.

**Operator Response:** Report this message to the system programmer.

**Programmer Response:** Respond as indicated to message ILR022A, which follows this message.

**Problem Determination:** Table I, items 2, 11, 18, 24, 28, 29, 30, 34.

**ILR021I UNEXPECTED ERROR DETECTED DURING VIO  
INITIALIZATION PROCESSING**

**Explanation:** An undetermined error occurred during execution of ASM's task mode initialization routine, and ASM's recovery routine (ESTAE) received control. VIO journaling and possibly the PAGEADD command processor will not be functional this IPL.

**System Action:** ASM will issue message ILR022A before continuing operation. If the operator enters REPLY xx,'U' to message ILR022A, ASM's task mode initialization routine will be bypassed. SYS1.STGINDEX may or may not be left open,

but ASM will not process VIO journaling requests. If warm start had been requested, all journaled VIO data sets will be lost. The data set name list will not have been built.

**Operator Response:** Report this message to the system programmer.

**Programmer Response:** Respond as indicated to message ILR022A, which follows this message.

**Problem Determination:** Table I, items 2, 11, 18, 24, 28, 29, 30, 34.

**ILR022A REPLY 'U' TO CONTINUE WITHOUT VIO  
JOURNALING**

**Explanation:** ASM's task mode initialization routine or its recovery routine (ESTAE) has detected one or more problems that will prevent VIO journaling on the IPL. Message ILR001I, ILR002I, ILR020I, or ILR021I precedes this message.

**System Action:** ASM waits for a response from the operator. System operation continues only if the operator enters REPLY xx,'U' in response to this message.

If the operator does enter REPLY xx,'U', the corresponding system action is described under the message preceding this message.

**Operator Response:** Report this message to the system programmer. At his direction, either take a stand alone dump and re-IPL, or enter REPLY xx,'U'.

**Programmer Response:** Occurrence of this message and the preceding message indicate a probable system error. If your system does not require VIO journaling or the PAGEADD command, system processing may be continued by the operator responding REPLY xx,'U'. However, it is recommended that the operator take a stand alone dump and correct the problem before the next re-IPL.

Notify your IBM programming support representative on all occurrences of this message.

**Problem Determination:** Table I, items 2, 11, 18, 24, 28, 29, 30, 34.





## Section 18: FORTRAN Syntax Checker Messages (IPD)

Component Name	IPD
Program Producing Message	FORTRAN syntax checker.
Audience and Where Produced	For remote operator and programmer: terminal.
Message Format	IPDnnn xxxxxxxx yyyyyy text nnn Message serial number. xxxxxxxx Data set line number of the line in which the error was detected. yyyyyy Characters in error. text Message text. xx Message reply identification (absent, if operator reply not required).
Comments	Central operator may request that messages appear on his console.
Associated Publications	OS/VS2 TSO Terminal User's Guide, GC28-0645.
Problem Determination	Refer to Tables I and II at the back of this publication for problem determination instructions.

### IPD000 SYSTEM OR SYNTAX CHECKER FAILURE

*Explanation:* While scanning the last statement, the syntax checker encountered a condition that should not occur. It may be a hardware, syntax checker, or operating system error.

*Problem Determination:* Table I, items 3, 29.

### IPD002 UNRECOGNIZABLE STMT OR MISPELLED KEYWD

*Explanation:* The statement was not a recognizable FORTRAN statement type, or a keyword of six or fewer characters was misspelled. An assignment statement with errors to the left of the '=' is unrecognizable.

*Programmer Response:* Probable user error. Make corrections as noted in the explanation and rerun the job or jobstep.

*Problem Determination:* Table I, items 3, 15, 22, 29.

### IPD004 UNSIGNED INTEGER EXPECTED

*Explanation:* An invalid form, such as an integer constant preceded by a plus or minus sign, was encountered in the statement where (1) an unsigned integer is the only valid form, or (2) an unsigned integer or unsigned variable is the only valid form.

*Programmer Response:* Probable user error. Make the correction as noted in the explanation and rerun the job or jobstep.

*Problem Determination:* Table I, items 3, 15, 22, 29.

### IPD006 EXPRESSION EXPECTED

*Explanation:* An expression is either missing or invalid in the statement where a valid one is expected. For example, each of these statements would receive this message:

1. A =
2. G (I,J) = C (I, )
3. X = Y+2.0\*( \*\*2+6.28)

The source characters in error in the message would be: none for statement 1; ')' for statement 2; '\*\*2+6.' for statement 3.

*Programmer Response:* Probable user error. Make corrections as noted in the explanation and rerun the job or jobstep.

*Problem Determination:* Table I, items 3, 15, 22, 29.

### IPD008 POSSIBLY TOO MANY SUBSCRIPTS PRECEDE

*Explanation:* A list of eight or more (four or more in FORTRAN E) names within parentheses has been found following a symbolic name on the left side of the equal sign in an assignment statement or statement function definition. If the statement is a statement function definition, the message should be ignored.

*Programmer Response:* Probable user error. Make corrections as noted in the explanation and rerun the job or jobstep.

*Problem Determination:* Table I, items 3, 15, 22, 29.

### IPD010 TOO MANY SUBSCRIPTS

*Explanation:* A list of eight or more (four or more in FORTRAN E) expressions within parentheses has been found following a symbolic name in a place where a subscripted variable reference would be valid.

*Programmer Response:* Probable user error. Make corrections as noted in the explanation and rerun the job or jobstep.

*Problem Determination:* Table I, items 3, 15, 22, 29.

### IPD012 ) EXPECTED

*Explanation:* Either a required parenthesis was missing or there was no right parenthesis to match a left parenthesis.

*Programmer Response:* Probable user error. Make correction as noted in the explanation and rerun the job or jobstep.

*Problem Determination:* Table I, items 3, 15, 22, 29.

### IPD014 ARITH IF REQUIRES STATEMENT NUMBER LIST

*Explanation:* There was a missing or invalid statement number in the list of statement numbers after an arithmetic IF statement (FORTRAN G and H only).

*Programmer Response:* Probable user error. Make correction as noted in the explanation and rerun the job or jobstep.

*Problem Determination:* Table I, items 3, 15, 22, 29.

IPD

**IPD016 INVALID EXPRESSION IN IF STATEMENT**

*Explanation:* The expression within parentheses after the IF keyword of a logical or arithmetic IF statement was not recognizable as either a valid logical or arithmetic expression. (FORTRAN G and H only.)

*Programmer Response:* Probable user error. Make corrections as noted in the explanation and rerun the job or jobstep.

*Problem Determination:* Table I, items 3, 15, 22, 29.

**IPD018 UNRECOGNIZABLE STNMT AFTER LOGICAL IF**

*Explanation:* The statement following the IF (logical expression) was not a recognizable FORTRAN statement type, or there was something other than blanks between the right parentheses at the end of the logical expression and the start of the statement. Some errors in arithmetic IF statements will cause this message to be issued. (FORTRAN G and H only.)

*Programmer Response:* Probable user error. Make corrections as noted in the explanation and rerun the job or jobstep.

*Problem Determination:* Table I, items 3, 15, 22, 29.

**IPD020 NON-ZERO INTEGER EXPECTED**

*Explanation:* The indicated numeric constant is zero, not an integer constant, or both.

*Programmer Response:* Probable user error. Make corrections as noted in the explanation and rerun the job or jobstep.

*Problem Determination:* Table I, items 3, 15, 22, 29.

**IPD022 ILLEGAL STATEMENT AFTER LOGICAL IF**

*Explanation:* The statement following the IF(logical expression) is not one of the statement types permitted after a logical IF. The statement cannot be a DO, another logical IF, any non-executable statement, nor any of the DEBUG statements. (FORTRAN G and H only.)

*Programmer Response:* Probable user error. Make corrections as noted in the explanation and rerun the job or jobstep.

*Problem Determination:* Table I, items 3, 15, 22, 29.

**IPD026 DATA SET NUMBER EXPECTED**

*Explanation:* An input/output statement had neither an unsigned non-zero integer nor a variable names in the correct position for the data set reference numbers.

*Programmer Response:* Probable user error. Make corrections as noted in the explanation and rerun the job or jobstep.

*Problem Determination:* Table I, items 3, 15, 22, 29.

**IPD028 LENGTH SPECIFICATION INVALID**

*Explanation:* In a type-statement, a length specification was missing or was incorrect for the type of statement specified for the variables or function. (FORTRAN G and H only.)

*Programmer Response:* Probable user error. Make corrections as noted in the explanation and rerun the job or jobstep.

*Problem Determination:* Table I, items 3, 15, 22, 29.

**IPD030 ( EXPECTED**

*Explanation:* A required left parenthesis is missing. This message is not issued for statements where parentheses are optional (assignment statements, for example), but is issued where a pair of parentheses is mandatory (as in FUNCTION, EQUIVALENCE, WRITE, etc.).

*Programmer Response:* Probable user error. Make corrections as noted in the explanation and rerun the job or jobstep.

*Problem Determination:* Table I, items 3, 15, 22, 29.

**IPD032 NAME EXPECTED**

*Explanation:* A required name is missing or is preceded by characters that cannot begin a name. For example, all these statements will receive this message:

```
FUNCTION (A,B,C)
DIMENSION, X(20,30)
DEFINE FILE 8(10,20,U,3X)
```

*Programmer Response:* Probable user error. Make corrections as noted in the explanation and rerun the job or jobstep.

*Problem Determination:* Table I, items 3, 15, 22, 29.

**IPD034 DUMMY ARGUMENT EXPECTED**

*Explanation:* A SUBROUTINE or FUNCTION statement has an argument that is invalid - a constant or an expression, for example. (This also applies to the ENTRY statement in FORTRAN G and H.)

*Programmer Response:* Probable user error. Make corrections as noted in the explanation and rerun the job or jobstep.

*Problem Determination:* Table I, items 3, 15, 22, 29.

**IPD036 ARRAY DIMENSIONS EXPECTED**

*Explanation:* A DIMENSION statement gave either partial or no dimension information for one of its array names, or invalid characters were between the array name and the dimension information.

*Programmer Response:* Probable user error. Make corrections as noted in the explanation and rerun the job or jobstep.

*Problem Determination:* Table I, items 3, 15, 22, 29.

**IPD038 / EXPECTED**

*Explanation:* The first name in a NAMELIST statement was not preceded by a slash, or a name or list of data preceded by a slash was not followed by a slash. (COMMON, SUBROUTINE, FUNCTION, ENTRY, NAMELIST, DATA, INTEGER, REAL, LOGICAL, and COMPLEX statements in FORTRAN G and H only.)

*Programmer Response:* Probable user error. Make corrections as noted in the explanation and rerun the job or jobstep.

**IPD040 INVALID DATA TYPE**

*Explanation:* Either the type of a datum in a type-statement did not agree with the type declared by the statement, the datum was missing, or, in an Implicit statement, the type specification was invalid (e.g., IMPLICIT REEL (D)). (Hexadecimal and both types of literal data are allowed in all type statements.) (FORTRAN G and H only.)

*Programmer Response:* Probable user error. Make corrections as noted in the explanation and rerun the job or jobstep.

*Problem Determination:* Table I, items 3, 15, 22, 29.

**IPD042 STATEMENT NUMBER EXPECTED**

*Explanation:* A FORMAT statement was not numbered or a form other than a statement number was encountered after the 'GO TO' in an unconditional GO TO statement. (In addition, in FORTRAN G and H, the invalid form could be in an ASSIGN or a CALL statement.)

*Programmer Response:* Probable user error. Make correction as noted in the explanation and rerun the job or jobstep.

*Problem Determination:* Table I, items 3, 15, 22, 29.

**IPD044 'TO' EXPECTED**

*Explanation:* An ASSIGN statement did not have 'TO' in the required place. (FORTRAN G and H only.)

*Programmer Response:* Probable user error. Make corrections as noted in the explanation and rerun the job or jobstep.

*Problem Determination:* Table I, items 3, 15, 22, 29.

**IPD046 ARGUMENT EXPECTED**

*Explanation:* A CALL statement has an invalid or missing argument in its argument list.

*Programmer Response:* Probable user error. Make corrections as noted in the explanation and rerun the job or jobstep.

*Problem Determination:* Table I, items 3, 15, 22, 29.

**IPD048 DATA LIST EXPECTED**

*Explanation:* A data statement contains no data list or the data list is separated from the variable list by invalid characters. (FORTRAN G and H only.)

*Programmer Response:* Probable user error. Make corrections as noted in the explanation and rerun the job or jobstep.

*Problem Determination:* Table I, items 3, 15, 22, 29.

**IPD050 RELATIONAL OPERATOR EXPECTED**

*Explanation:* In a logical expression, an arithmetic expression was not followed by a relational operator. (FORTRAN G and H only.)

*Programmer Response:* Probable user error. Make corrections as noted in the explanation and rerun the job or jobstep.

*Problem Determination:* Table I, items 3, 15, 22, 29.

**IPD052 , EXPECTED**

*Explanation:* In a statement with a relatively rigid form, such as EQUIVALENCE or DEFINE FILE, a comma was absent or preceded by invalid characters.

*Programmer Response:* Probable user error. Make corrections as noted in the explanation and rerun the job or jobstep.

*Problem Determination:* Table I, items 3, 15, 22, 29.

**IPD054 OPERAND EXPECTED IN ARITH EXPRESSION**

*Explanation:* An arithmetic operator was not followed by a valid arithmetic operand, or two operators occur together (as in A \* -B).

*Programmer Response:* Probable user error. Make corrections as noted in the explanation and rerun the job or jobstep.

*Problem Determination:* Table I, items 3, 15, 22, 29.

**IPD056 OPERAND EXPECTED IN LOGICAL EXPRESSION**

*Explanation:* A logical operator was not followed by a logical operand, or a logical operand was missing. An invalid logical operator, such as '.NOT..NOT.', also causes this message. (FORTRAN G and H only.)

*Programmer Response:* Probable user error. Make corrections as noted in the explanation and rerun the job or jobstep.

*Problem Determination:* Table I, items 3, 15, 22, 29.

**IPD058 I/O LIST ITEM EXPECTED**

*Explanation:* A variable name did not follow a comma in the list of a READ or WRITE statement (or in FORTRAN G and H, a PUNCH or PRINT statement).

*Programmer Response:* Probable user error. Make corrections as noted in the explanation and rerun the job or jobstep.

*Problem Determination:* Table I, items 3, 15, 22, 29.

**IPD060 ' EXPECTED**

*Explanation:* A FIND statement did not contain an apostrophe to separate the data set reference number from the expression describing the record to be found. This message is issued only if the omission of the apostrophe leaves a valid data set reference number. For example, 'FIND (10100)' would not cause this message because 10100 is not a valid data set reference number.

*Programmer Response:* Probable user error. Make corrections as noted in the explanation and rerun the job or jobstep.

*Problem Determination:* Table I, items 3, 15, 22, 29.

**IPD062 INCORRECT PARAMETER - MUST BE E, L, OR U**

*Explanation:* The data set control character in a DEFINE FILE statement was not an E, L or U.

*Programmer Response:* Probable user error. Make corrections as noted in the explanation and rerun the job or jobstep.

*Problem Determination:* Table I, items 3, 15, 22, 29.

**IPD064 DEBUG PARAMETER EXPECTED**

*Explanation:* A valid parameter did not follow a comma after a valid parameter in a DEBUG statement. (FORTRAN G only.)

*Programmer Response:* Probable user error. Make corrections as noted in the explanation and rerun the job or jobstep.

*Problem Determination:* Table I, items 3, 15, 22, 29.

**IPD066 SUBSCRIPT EXPECTED**

*Explanation:* A subscript was missing, not in one of the valid forms, or separated from the preceding comma or left parenthesis by invalid characters. (FORTRAN E only.)

*Programmer Response:* Probable user error. Make corrections as noted in the explanation and rerun the job or jobstep.

*Problem Determination:* Table I, items 3, 15, 22, 29.

**IPD068 TOO MANY LEVELS OF PARENTHESES**

*Explanation:* In a FORMAT statement, group repeat specifications were too deeply nested. FORTRAN E does not allow a group repeat specification within a group repeat specification. FORTRAN G and H do allow this, but allow no further nesting of group repeat specifications.

*Programmer Response:* Probable user error. Make corrections as noted in the explanation and rerun the job or jobstep.

*Problem Determination:* Table I, items 3, 15, 22, 29.

**IPD072 INTEGER EXPECTED**

*Explanation:* A numeric constant that was not an integer was found where an integer is required.

*Programmer Response:* Probable user error. Make corrections as noted in the explanation and rerun the job or jobstep.

*Problem Determination:* Table I, items 3, 15, 22, 29.

**IPD074 COMPLEX NUMBER INVALID**

*Explanation:* The two parts of a complex constant did not agree in length, or one or both parts was not a real constant. (FORTRAN G and H only.)

*Programmer Response:* Probable user error. Make corrections as noted in the explanation and rerun the job or jobstep.

*Problem Determination:* Table I, items 3, 15, 22, 29.

IPD

**IPD076 DELIMITER MISSING OR INVALID FORMAT CODE**

*Explanation:* In a FORMAT statement, either a format code was invalid, a delimiter (such as the required comma or slashes between two literal format codes) was missing or the right parenthesis at the end of the FORMAT was missing.

*Programmer Response:* Probable user error. Make corrections as noted in the explanation and rerun the job or jobstep.

*Problem Determination:* Table I, items 3, 15, 22, 29.

**IPD078 VARIABLE LIST EXPECTED**

*Explanation:* In a DATA statement, a variable name (or list of variable names) did not occur (1) as the first item of the data statement, or (2) after a comma following a list of constants enclosed in slashes. This message is also issued when there are invalid characters between the DATA keyword or the comma and the list of variables. (FORTRAN G and H only.)

*Programmer Response:* Probable user error. Make corrections as noted in the explanation and rerun the job or jobstep.

*Problem Determination:* Table I, items 3, 15, 22, 29.

**IPD080 EXPECTED IN FORMAT CODE**

*Explanation:* There was no period as required in the 'w.d' following the D, E, or F format code in a FORMAT statement.

*Programmer Response:* Probable user error. Make corrections as noted in the explanation and rerun the job or jobstep.

*Problem Determination:* Table I, items 3, 15, 22, 29.

**IPD082 NAME TOO LONG**

*Explanation:* A symbolic name contains more than six characters, a keyword of seven or more letters at the beginning of a statement is misspelled, or a misspelled keyword follows the IF (logical expression) part of a logical IF statement. A missing delimiter may cause this message to be issued. Each of the following statements would produce this message:

```
38 CONTINUE
   SUBROUTINE X(ARG1 ARG2)
```

*Programmer Response:* Probable user error. Make corrections as noted in the explanation and rerun the job or jobstep.

*Problem Determination:* Table I, items 3, 15, 22, 29.

**IPD084 STATEMENT NUMBER INVALID**

*Explanation:* The statement number field (positions 1-5 of the initial line of a statement) was zero or contained at least one character that was neither a digit nor a blank. Within a statement, this message is issued if a statement number is zero or contains too many digits.

*Programmer Response:* Probable user error. Make corrections as noted in the explanation and rerun the job or jobstep.

*Problem Determination:* Table I, items 3, 15, 22, 29.

**IPD086 H-LITERAL INCOMPLETE**

*Explanation:* The number of characters in the statement after the 'H' was smaller than the count before the 'H' in the H-literal.

*Programmer Response:* Probable user error. Make corrections as noted in the explanation and rerun the job or jobstep.

*Problem Determination:* Table I, items 3, 15, 22, 29.

**IPD088 FIELD WIDTH NOT IN RANGE 1-255**

*Explanation:* The field width specified in a format code was not in the required range.

*Programmer Response:* Probable user error. Make corrections as noted in the explanation and rerun the job or jobstep.

*Problem Determination:* Table I, items 3, 15, 22, 29.

**IPD090 LITERAL EXCEEDS 255 CHARACTERS**

*Explanation:* The number of characters between the apostrophes of a literal exceeds 255. In determining the number of characters enclosed, two adjacent apostrophes within the outermost apostrophes are counted as one character.

*Programmer Response:* Probable user error. Make corrections as noted in the explanation and rerun the job or jobstep.

*Problem Determination:* Table I, items 3, 15, 22, 29.

**IPD092 STATEMENT ANALYSIS EXCEEDS TABLE LIMITS**

*Explanation:* The statement was so complicated that the syntax checker ran out of space in its table. The statement cannot be checked by the syntax checker.

*Programmer Response:* Probable user error. Make corrections as noted in the explanation and rerun the job or jobstep.

*Problem Determination:* Table I, items 3, 15, 22, 29.

**IPD094 END REQUIRES BLANK LABEL & CONTIN FIELDS**

*Explanation:* Positions 1-6 of an END statement must be blank, and an END statement cannot have continuation lines.

*Programmer Response:* Probable user error. Make corrections as noted in the explanation and rerun the job or jobstep.

*Problem Determination:* Table I, items 3, 15, 22, 29.

**IPD096 INVALID OR EXCESS SOURCE CHARACTERS**

*Explanation:* The statement being checked completely satisfies

the definition for that type of statement at some point before the last non-blank character in the statement. This may occur if a delimiter has been left out between elements of a statement.

*Programmer Response:* Probable user error. Make corrections as noted in the explanation and rerun the job or jobstep.

*Problem Determination:* Table I, items 3, 15, 22, 29.

**IPD098 INVALID RANGE IN IMPLICIT STATEMENT**

*Explanation:* An IMPLICIT statement contains a range of characters in which the last character of the range alphabetically precedes the first character of the range. Note that '\$' follows 'Z' in the alphabet. A character that is not alphabetic will also cause this message to be issued. (FORTRAN G and H only.)

*Programmer Response:* Probable user error. Make corrections as noted in the explanation and rerun the job or jobstep.

*Problem Determination:* Table I, items 3, 15, 22, 29.

**IPD100 FIRST LINE IS A CONTINUATION**

*Explanation:* The first line scanned did not have 'C' in position one, nor did it have a blank or zero in position six.

*Programmer Response:* Probable user error. Make corrections as noted in the explanation and rerun the job or jobstep.

*Problem Determination:* Table I, items 3, 15, 22, 29.

**IPD102 COMMENT LINE WITHIN STATEMENT**

*Explanation:* A comment line was found between an initial line and a continuation line or between two continuation lines.

*Programmer Response:* Probable user error. Make corrections as noted in the explanation and rerun the job or jobstep.

*Problem Determination:* Table I, items 3, 15, 22, 29.

**IPD104 TOO MANY CONTINUATION LINES**

*Explanation:* The statement consisted of an initial line followed by more than 19 continuation lines.

*Programmer Response:* Probable user error. Make corrections as noted in the explanation and rerun the job or jobstep.

*Problem Determination:* Table I, items 3, 15, 22, 29.

**IPD106 TOO MANY DECIMAL PLACES FOR FIELD WIDTH**

*Explanation:* in a D, E, F, or G format code, the fractional portion ('d' of 'w.d') exceeded the total field width ('w' of 'w.d'). (G in FORTRAN G and H only.)

*Programmer Response:* Probable user error. Make corrections as noted in the explanation and rerun the job or jobstep.

*Problem Determination:* Table I, items 3, 15, 22, 29.

**IPD108 DECIMAL PLACES MUST BE SPECIFIED**

*Explanation:* In a D, E, or F format code, fractional portion ('d' of 'w.d') was missing or was separated from the decimal point by invalid characters.

*Programmer Response:* Probable user error. Make corrections as noted in the explanation and rerun the job or jobstep.

*Problem Determination:* Table I, items 3, 15, 22, 29.

**IPD110 ) REQUIRED FOR IMPLIED DO**

*Explanation:* In the input or output list of an I/O statement, a right parenthesis was not the first non-blank character after the parameters of an implied DO.

*Programmer Response:* Probable user error. Make corrections as noted in the explanation and rerun the job or jobstep.

*Problem Determination:* Table I, items 3, 15, 22, 29.

**IPD112 DO VARIABLE CANNOT BE SUBSCRIPTED**

*Explanation:* In an I/O list, a subscripted variable was used as the DO variable within an implied DO loop.

*Programmer Response:* Probable user error. Make corrections as noted in the explanation and rerun the job or jobstep.

*Problem Determination:* Table I, items 3, 15, 22, 29.

**IPD114 DEBUG FACILITY NOT SUPPORTED**

*Explanation:* One of the Debug Facility statements appeared in a FORTRAN H program. These statements are allowed only in FORTRAN G. They are diagnosed when FORTRAN H is being checked since FORTRAN G and H use the same syntax table. If FORTRAN E is being checked, these statements will be diagnosed as unrecognizable or as beginning with too long a name.

*Programmer Response:* Probable user error. Make corrections as noted in the explanation and rerun the job or jobstep.

*Problem Determination:* Table I, items 3, 15, 22, 29.

**IPD116 EXPONENT MISSING OR INVALID**

*Explanation:* The characters after the 'D' or 'E' in a double precision or real constant do not constitute a valid exponent.

*Programmer Response:* Probable user error. Make corrections as noted in the explanation and rerun the job or jobstep.

*Problem Determination:* Table I, items 3, 15, 22, 29.

**IPD118 REAL CONSTANT MUST HAVE AT LEAST 1 DIGIT**

*Explanation:* In a place where a numeric constant might be written, a decimal point was found followed by an E or D exponent, but there was no digit on either side of the decimal point.

*Programmer Response:* Probable user error. Make corrections as noted in the explanation and rerun the job or jobstep.

*Problem Determination:* Table I, items 3, 15, 22, 29.

**IPD120 INTEGER TOO LARGE**

*Explanation:* The magnitude of an integer constant exceeds 2147483647.

*Programmer Response:* Probable user error. Make corrections as noted in the explanation and rerun the job or jobstep.

*Problem Determination:* Table I, items 3, 15, 22, 29.

**IPD122 CLOSING ' EXPECTED**

*Explanation:* The end of the statement was reached without finding the closing apostrophe for a literal constant or literal format code. The opening apostrophe of the literal is the source character identified in the error message. (Only the literal format code is allowed in FORTRAN E.)

*Programmer Response:* Probable user error. Make corrections as noted in the explanation and rerun the job or jobstep.

*Problem Determination:* Table I, items 3, 15, 22, 29.

**IPD124 DATA ILLEGAL FOR DUMMY ARRAY**

*Explanation:* An array was dimensioned in a REAL, INTEGER, LOGICAL or COMPLEX type-statement. One of the dimensions was a variable name, making the array a dummy array, but a slash, indicating the start of a list of data, was then encountered. Dummy arrays cannot be assigned initial data values.

*Programmer Response:* Probable user error. Make corrections as noted in the explanation and rerun the job or jobstep.

*Problem Determination:* Table I, items 3, 15, 22, 29.

**IPD126 REAL NUMBER EXPECTED**

*Explanation:* A numeric datum of a type other than real was written in a REAL type-statement. (FORTRAN G and H only.)

*Programmer Response:* Probable user error. Make corrections as noted in the explanation and rerun the job or jobstep.

*Problem Determination:* Table I, items 3, 15, 22, 29.

**IPD128 INVALID CHARACTERS AFTER STOP OR PAUSE**

*Explanation:* Characters other than digits, or too many digits, follow the STOP or PAUSE in a STOP or PAUSE statement. (In FORTRAN G and H, a literal is also permitted to follow PAUSE and will not receive this diagnostic.)

*Programmer Response:* Probable user error. Make corrections as noted in the explanation and rerun the job or jobstep.

*Problem Determination:* Table I, items 3, 15, 22, 29.

**IPD130 REAL NUMBER OUTSIDE OF ALLOWABLE RANGE**

*Explanation:* A real number's magnitude, taking the value of the exponent into account, is outside the range 1.0E-79 to 9. (any fraction) E+75.

*Programmer Response:* Probable user error. Make corrections as noted in the explanation and rerun the job or jobstep.

*Problem Determination:* Table I, items 3, 15, 22, 29.

**IPD132 FORMAT STMT NO. OR ARRAY NAME EXPECTED**

*Explanation:* In a PRINT, PUNCH, or READ statement, no reference is made to a FORMAT statement or to an array containing a FORMAT. (FORTRAN G and H only.)

*Programmer Response:* Probable user error. Make corrections as noted in the explanation and rerun the job or jobstep.

*Problem Determination:* Table I, items 3, 15, 22, 29.

**IPD134 MISPLACED LENGTH SPECIFICATION PRECEDES**

*Explanation:* A FUNCTION statement in which the 'FUNCTION' is preceded by 'REAL', 'INTEGER', 'COMPLEX', or 'LOGICAL' has a length specification between the type and 'FUNCTION'. The length specification is invalid in that position and must be moved to the end of the function name.

*Programmer Response:* Probable user error. Make corrections as noted in the explanation and rerun the job or jobstep.

*Problem Determination:* Table I, items 3, 15, 22, 29.

**IPD138 ARITH EXP EXPECTED AFTER RELATIONAL OP**

*Explanation:* A relational operator in a logical expression was not followed by a valid arithmetic expression. (FORTRAN G and H only.)

*Programmer Response:* Probable user error. Make corrections as noted in the explanation and rerun the job or jobstep.

*Problem Determination:* Table I, items 3, 15, 22, 29.

**IPD140 INVALID COMMA IN DO**

*Explanation:* An invalid comma was found after the statement number in a DO statement.

*Programmer Response:* Probable user error. Make corrections as noted in the explanation and rerun the job or jobstep.

*Problem Determination:* Table I, items 3, 15, 22, 29.

**IPD142 = EXPECTED**

*Explanation:* In a DO statement, in which the statement number was followed by an invalid comma, the equal sign expected after the DO variable was not found.

*Programmer Response:* Probable user error. Make corrections as noted in the explanation and rerun the job or jobstep.

*Problem Determination:* Table I, items 3, 15, 22, 29.

**IPD144 LITERAL CONTAINS NO CHARACTERS**

*Explanation:* The closing apostrophe of a literal constant or literal format code occurred immediately to the right of the opening apostrophe. (Only the literal format code is allowed in FORTRAN E.)

*Programmer Response:* Probable user error. Make corrections

as noted in the explanation and rerun the job or jobstep.

*Problem Determination:* Table I, items 3, 15, 22, 29.

**IPD146 INVALID IF AFTER LOGICAL IF**

*Explanation:* A statement after the IF (logical expression) part of a logical IF statement was recognized as an IF statement, but was not a valid arithmetic IF statement as required. (FORTRAN G and H only.)

*Programmer Response:* Probable user error. Make corrections as noted in the explanation and rerun the job or jobstep.

*Problem Determination:* Table I, items 3, 15, 22, 29.

**IPD158 TOO MANY SUBSCRIPTS PRECEDE**

*Explanation:* A list of eight or more (four or more in FORTRAN E) expressions within parentheses has been found following a symbolic name on the left side of the equal sign in an assignment statement.

*Programmer Response:* Probable user error. Make corrections as noted in the explanation and rerun the job or jobstep.

*Problem Determination:* Table I, items 3, 15, 22, 29.

**IPD160 'END' TOO FAR ON LINE**

*Explanation:* The free-form END statement contains more than 66 characters, not including trailing blanks. (This message will not appear if the statement contains other errors.)

*System Action:* Processing continues.

*Programmer Response:* Probable user error. Make corrections as noted in the explanation and rerun the job or jobstep.

*Problem Determination:* Table I, items 3, 15, 22, 29.

**IPDnnn SYSTEM OR SYNTAX CHECKER FAILURE**

(nnn = an even number from 162 through 254)

*Explanation:* While scanning the last statement, the syntax checker encountered a condition that should not occur. It may be a hardware, syntax checker, or operating system error.

*Programmer Response:* None.

*Problem Determination:* Table I, items 3, 19, 29.

## Section 19: Dynamic Support System Messages (IQA)

Component Name	IQA
Program Producing Message	Dynamic Support System (DSS).
Audience and Where Produced	For programmer: master console.
Message Format	IQA5nnl text 5nn Message serial number.   Information; no operator action is required. text Message text.
Associated Publications	OS/VS Dynamic Support System, GC28-0640.
Problem Determination	Refer to Tables I and II at the back of this publication for problem determination instructions.

### IQA500I DATA SETS NOT OPENED SUCCESSFULLY FOR IQADVM00

*Explanation:* The DSS utility, that runs as a step during Stage II of system generation, could not open the SYS1.LINKLIB or SYS1.DSSVM data set.

*System Action:* The job step is terminated.

*Programmer Response:* Determine why the data sets were not opened, correct the error, and rerun the job step.

*Problem Determination:* Table I, items 2, 3, 4, 16, 20, 29.

### IQA501I IQALAN00 LOAD MODULE CSECTS NOT IN PROPER ORDER

*Explanation:* The IQALAN00 load module on the SYS1.LINKLIB data set was not link edited with the proper control statements.

*System Action:* The job step is terminated.

*Programmer Response:* Correct the link edit control statements, link edit the IQALAN00 load module again, and rerun the job step.

*Problem Determination:* Table I, items 26b, 29.

### IQA502I DSS CANCELED (INTERNAL LOGIC ERROR)

*Explanation:* During DSS initialization, the DSS error exit routine was called with no error indicated; that is, the error exit routine cannot determine why it was called.

*System Action:* DSS returns control to OS/VS2.

*Programmer Response:* DSS software error. None.

*Problem Determination:* Table I, item 2, 29.

### IQA507I DSS CANCELED (PAGES UNAVAILABLE)

*Explanation:* DSS was canceled during initialization because OS/VS did not have sufficient pages available to fix the DSS control program.

*System Action:* The system dispatches the next ready task and proceeds.

*Programmer Response:* If the user can reduce the number of pages currently being used in the system, he should do so and reinvoked DSS by pressing the RESTART key.

*Problem Determination:* Table I, items 2, 4, 29.

### IQA508I DSS CANCELED (PAGING DEVICE NOT SUPPORTED)

*Explanation:* DSS was canceled during initialization because the device specified for the DSS data set was not supported by DSS.

*System Action:* The system dispatches the next ready task.

*Programmer Response:* If the programmer wants to use DSS, he must ensure that the DSS data set (SYS1.DSSVM) is on a supported device.

### IQA510I DSS CANCELED (NIP INITIALIZATION FAILED)

*Explanation:* During NIP processing, the DSS resource initialization module, IEAVNPB6 was either unable to find IQAENV00 in the LPA or unable to find SYS1.DSSVM.

*System Action:* DSS returned control to OS/VS2.

*Programmer Response:* If the programmer wants to use DSS, he must re-IPL, making sure that IQAENV00 is in the LPA and that SYS1.DSSVM is cataloged and available.

### IQA511I DSS CANCELED (UNABLE TO STOP CPUS)

*Explanation:* During initialization of DSS in multiprocessor environment, DSS was unable to stop all of the CPUs.

*System Action:* DSS returned control to OS/VS2.

*Programmer Response:* If DSS cannot control a CPU because of a correctable condition (for example, the CPU is in the stopped state), correct the condition.

*Problem Determination:* Table I, items 2, 29 or 30.

### IQA513I DSS CANCELED (NO ACCEPTABLE INTEGRATED OPERATOR'S CONSOLE FOUND)

*Explanation:* DSS was unable to find an integrated operator's console for one of the following reasons:

- None of the consoles listed in OS/VS2 module IEUCUCM are marked as integrated.
- None of the consoles marked as integrated has an I/O path to the CPU on which system restart was issued.
- All of the consoles that are marked as integrated and have an I/O path to the restart CPU are either allocated or varied offline.

*System Action:* DSS returned control to OS/VS2.

*Programmer Response:* Either make sure that a console is available to the restart CPU, or (in multiprocessing) activate DSS on a different CPU.

**IQA5161 DSS CANCELED (NO DSS SAVE AREA)**

**Explanation:** CSECT IQAIOC00 was unable to obtain a DSS save area from CSECT IQARSS00.

**System Action:** DSS returns control to OS/VS2.

**Programmer Response:** DSS software error. None.

**Problem Determination:** Execute the AMDPRDMP service aid program with the LPAMAP control statement to locate IQAENV00 in the LPA. Then execute AMDPRDMP with the PRINT STORAGE = control statement to print the contents of IQAENV00.



## Section 20: System Resources Manager Messages (IRA)

Component Name	IRA
Program Producing Message	System Resources Manager.
Audience and Where Produced	For programmer: system log data set. For operator: console.
Message Format	IRAnnnl text nnn Message serial number. I Information; no operator action is required. text Message text.
Associated Publications	OS/VS2 System Programming Library: Initialization and Tuning Guide, GC28-0681
Problem Determination	Refer to Tables I and II at the back of this publication for problem determination instructions.

**IRA100I SQA SHORTAGE**

*Explanation:* The system has detected a shortage of virtual system queue area.

*System Action:* The system will reject LOGON and START commands until the shortage is relieved.

*Operator Response:* Report this message to the system programmer.

*Programmer Response:* Occurrence of this message implies that the default size for system queue area may be too small. The default size may be increased by specifying the SQA system parameter during system initialization.

**IRA101I CRITICAL SQA SHORTAGE**

*Explanation:* The system has detected a critical shortage of virtual system queue area.

*System Action:* The system will reject LOGON and START commands until the shortage is relieved. Jobs which request more SQA than is available will be canceled.

*Operator Response:* Notify the system programmer of this message.

*Programmer Response:* Occurrence of this message implies that the default size for system queue area may be too small. The default size may be increased by specifying the SQA system parameter during system initialization.

**IRA102I SQA SHORTAGE RELIEVED**

*Explanation:* There is no longer a shortage of available system queue area.

*System Action:* LOGON and START commands are again permitted.

*Operator Response:* Report this message to the system programmer.

**IRA200I AUXILIARY STORAGE SHORTAGE**

*Explanation:* The system has detected a shortage of available slots in the auxiliary storage paging space.

*System Action:* The system will reject LOGON, MOUNT, and START commands until the shortage is relieved. Initiators selecting new jobs and users with rapidly increasing auxiliary storage requirements will be kept from running until the shortage is relieved. Message IRA203I will be issued to identify the users with the most rapidly increasing auxiliary storage requirements.

*Operator Response:* Report this message to the system programmer.

*Programmer Response:* Since this message implies that the size of the paging space may be inadequate, more auxiliary storage should be allocated to the paging data sets during system initialization or by using the page add facility. Examine users of VIO and other jobs that have heavy auxiliary storage requirements for possible looping or extraordinary auxiliary storage requirements.

**IRA201I CRITICAL AUXILIARY STORAGE SHORTAGE**

*Explanation:* The system has detected a critical shortage of available slots in the auxiliary storage paging space.

*System Action:* The system will reject LOGON, MOUNT, and START commands until the shortage is relieved. Initiators selecting new jobs and users with rapidly increasing auxiliary storage requirements will be kept from running until the shortage is relieved. Message IRA203I will be issued to identify the users with the most rapidly increasing auxiliary storage requirements.

*Operator Response:* Report this message to the system programmer.

*Programmer Response:* Since this message implies that the size of the paging space may be inadequate, more auxiliary storage should be allocated to the paging data sets during system initialization or by using the page add facility. Examine users of VIO and other jobs that have heavy auxiliary storage requirements for possible looping or extraordinary auxiliary storage requirements.

IRA

**IRA202I AUXILIARY STORAGE SHORTAGE RELIEVED**

*Explanation:* There is no longer a shortage of auxiliary storage slots in the auxiliary storage paging space.

*System Action:* LOGON, START, and MOUNT commands are again permitted. Jobs delayed because of the shortage are now allowed to execute.

*Operator Response:* Report this message to the system programmer.

**IRA203I nn% AUXILIARY STORAGE ALLOCATED TO uuu**

*Explanation:* The system has detected a shortage of auxiliary slots in the auxiliary storage paging space. In the message text, uuu is the swappable user with the most rapidly increasing auxiliary storage requirements, and nn is the percentage of auxiliary storage allocated to uuu.

*System Action:* User uuu will be swapped out until either the shortage is relieved or there are no swappable users left in storage.

*Operator Response:* Report this message to the system programmer.

*Programmer Response:* Examine the validity of user uuu, and determine whether or not he should continue.

**IRA300I IPS MEMBER mem INPUT ERROR NEAR COLUMN nnn. TEXT FOLLOWS:**

**IRA300I text**

*Explanation:* The input scan of IPS (installation performance specification) parameters in the indicated member determined that a syntax error or parameter value error exists in the specification. The input text location at which the error was detected is displayed by the message. If a parameter with multiple subparameters is in error, it is possible that an error message may appear for each subparameter. The syntax scan continues even after an error had been detected, and may produce additional error messages for the same specification, based on the rejection of the parameter previously found to be in error.

*System Action:* The IPS parameter is not accepted. The message is written to the system log data set.

*Operator Response:* Report this message to the system programmer.

*Programmer Response:* Correct the errors in the IPS.

**IRA301I IPS MEMBER mem MISSING WORKLOAD LEVELS**

REQUIRED PERF GRP nnn

PERF GRP nnn DURATION

PERF GRP nnn OBJECTIVE

DOMAINS IN FIRST PER OF PERF GRPS

DOMAIN nnn CONSTRAINT VALUE(S)

*Explanation:* The input scan of IPS (installation performance specification) parameters in the indicated member determined that a required parameter is missing from this specification. The parameter, identified by the message text, either was not specified, or was specified with input errors.

*System Action:* The IPS is not accepted. The message is written to the system log data set.

*Operator Response:* Report this message to the system programmer.

*Programmer Response:* Correct the errors in the IPS.

**IRA400I PAGEABLE STORAGE SHORTAGE**

*Explanation:* The system has detected a shortage of pageable real storage frames.

*System Action:* LOGON, MOUNT, and START commands will be rejected, and initiators selecting new jobs will be kept from running until the shortage is relieved. The current in-storage user with the greatest number of fixed frames will be swapped out. The user will remain swapped out until the shortage is relieved and until there are sufficient frames available to satisfy his current requirements. Message IRA403I will be issued identifying the heavy fixed page user.

*Operator Response:* Report the message to the system programmer.

*Programmer Response:* Examine users of V = R storage and other jobs that have heavy page fix requirements for possible looping or for extraordinary page fix needs.

**IRA401I CRITICAL PAGEABLE STORAGE SHORTAGE**

*Explanation:* The system has detected a critical shortage of pageable real storage frames.

*System Action:* LOGON, MOUNT, and START commands will be rejected, and initiators selecting new jobs will be kept from running until the shortage is relieved. The current in-storage user with the greatest number of fixed frames will be swapped out. The user will remain swapped out until the shortage is relieved and until there are sufficient frames available to satisfy his current requirements. Message IRA403I will be issued identifying the heavy fixed page user.

*operator Response:* Report the message to the system programmer.

*Programmer Response:* Examine users of V = R storage and other jobs that have heavy page fix requirements for possible looping or for extraordinary page fix needs.

In the latter case, it may be necessary to adjust the RSM constants PVTPEROK (the acceptable fixed frame threshold percentage) and PVTPERFX (the maximum fixed frame threshold percentage). These constants are explained in *OS/VS2 System Programming Library: Initialization and Tuning Guide*.

**IRA402I PAGEABLE STORAGE SHORTAGE RELIEVED**

*Explanation:* There is no longer a shortage of pageable real storage frames.

*System Action:* LOGON, MOUNT, and START commands are again permitted. Jobs delayed because of the shortage are now allowed to execute. The heavy users of fixed frames that were swapped will not be allowed to execute until there are sufficient frames to satisfy their requirements.

*Operator Response:* Report this message to the system programmer.

**IRA403I uuu - HEAVY FIXED PAGE USER**

*Explanation:* The system has determined that at the time of a pageable storage shortage, user uuu was the largest user of fixed frames.

*System Action:* User uuu is swapped out and will not be allowed to execute until the shortage is relieved, and until there are sufficient frames available to satisfy his current requirements.

*Operator Response:* Report this message to the system programmer.

*Programmer Response:* Examine the validity of user uuu, and determine whether or not he should continue.

The operator may quiesce other system activity and allow user uuu to be swapped in again. Once he is swapped in, user uuu may be allowed to run to completion or may be canceled by the operator.

**Section 21: MF/1 Messages (IRB)**

Component Name	IRB
Program Producing Message	MF/1
Audience and Where Produced	For operator: console. For programmer: dynamically allocated SYSOUT data set and system message data set.
Message Format	IRBnnns text nnn Message serial number, which is coded to indicate condition which caused message: 1xx - Normal operational messages. 2xx - Error messages associated with the control functions of MF/1. 3xx - Error and conversational messages associated with the initialization of MF/1. 4xx - Error messages associated with the formatting and writing of reports. s Type code: A Action; operator must perform a specific action. D Decision; operator must choose an alternative. E Eventual action; operator must perform action when he has time. I Information; no operator action is required. text Message text.
Associated Publications	OS/VS2 System Programming Library: Initialization and Tuning Guide, GC28-0681.
Problem Determination	Refer to Tables I and II at the back of this publication for problem determination instructions.

**IRB100I MF/1 IS ACTIVE**

*Explanation:* MF/1 has been initialized and data is being collected to form the first report/SMF record entry.  
*System Action:* Performance and storage overhead will increase according to the options selected.  
*Operator Response:* None.

**IRB101I MF/1 REPORT AVAILABLE FOR PRINTING**

*Explanation:* A reporting interval has ended. This message appears only if REPORT(REALTIME) was specified as an input.  
*System Action:* A report is formatted and written to SYSOUT storage. The reports for this period will be printed according to MF/1 priority and output class.  
*Operator Response:* Start a writer to the MF/1 SYSOUT class if printing of the report is desired.

**IRB102I MF/1 TERMINATED**

*Explanation:* MF/1 has terminated.  
*System Action:* Performance and storage overheads are now back to normal.  
*Operator Response:* None.

**IRB103I MF/1 OPTIONS IN EFFECT**

*Explanation:* All of the MF/1 options in effect following the input merge are listed, one per line, in the keyword(value) format.  
*System Action:* Processing continues.  
*Programmer Response:* None.

**IRB200I MF/1 IS ALREADY ACTIVE**

*Explanation:* MF/1 is already active from a previous invocation.  
*System Action:* This invocation of MF/1 is ignored and the request is terminated.

*Operator Response:* STOP or CANCEL the previous invocation of MF/1 if desired, and reinvoked.

**IRB201I MF/1 TASK REINSTATED {Ucde} {Scde}**

*Explanation:* A catastrophic error in MF/1 was detected by MF/1 or by another system component which was providing a service for MF/1. Ucde is the user completion code and Scde is the system completion code.  
*System Action:* The resulting ABEND was intercepted by the MF/1 recovery routines and the task was successfully reinstated. Data being collected for the current reporting interval was lost and data collection for the new interval has been started.  
*Operator Response:* None.

**IRB202I NO MF/1 MEASUREMENTS SELECTED**

*Explanation:* The input options do not specify any measurements to be made, reported, or recorded by MF/1.  
*System Action:* MF/1 terminates.  
*Operator Response:* Restart MF/1, supplying valid input options which activate at least one MF/1 measurement.  
*Programmer Response:* Provide valid MF/1 input options in the library data set or in the EXEC statement PARM field which activate at least one MF/1 measurement.

**IRB300I MF/1 SYNTAX ERROR IN OR FOLLOWING TEXT BEGINNING xxx IN { OPERATOR } INPUT { PARM } LIBRARY { REPLY }**

*Explanation:* The syntax scan of control input parameters determined that one or more errors existed in the text beginning with xxx in the source indicated.  
*System Action:* If the error was in PARM, LIBRARY, or REPLY



input, the valid parameters in that source will be accepted and the rest ignored. Message IRB309I is issued to list the options accepted and the OPTIONS keyword is forced to allow the operator to examine and/or change the options at the completion of the input merge. The input merge and initialization continues.

If the error was in START command syntax, (operator input), message IRB308D will follow.

*Operator Response:* If the error was in the START command PARM field (operator input), reply to message IRB308D, which follows.

If the error was detected in a previous reply, examine the list of options assumed as listed by message IRB309I. If these options are incorrect or incomplete, reply later to message IRB306D to change the options.

*Programmer Response:* If the error was in PARM or LIBRARY input, correct the input before the next execution of MF/1.

**IRB301I INVALID VALUES OR MUTUALLY EXCLUSIVE  
OPTIONS APPEAR IN MF/1** **{ OPERATOR } INPUT**  
**{ PARM } INPUT**  
**{ LIBRARY } INPUT**  
**{ REPLY } INPUT**

*Explanation:* Invalid values or mutually exclusive keywords appear in the indicated source. If a specific source (OPERATOR, PARM, LIBRARY, or REPLY) appears, then mutually exclusive values of a single keyword have been detected in that source, or one or more keyword values were found to be out of the acceptable range.

If no specific source appears, upon completion of the merge of all input sources, mutually exclusive values of different keywords were detected.

*System Action:* If the source is PARM, LIBRARY, or REPLY input, MF/1 ignores the first mutually exclusive parameter and accepts the second. Values in error are modified and the merge and initialization continues. MF/1 will force the OPTIONS keyword to allow the operator to examine or change the modified values.

If the source is the START command PARM field (operator input), message IRB308D will follow.

If no source appears, MF/1 will modify the values in error and force the OPTIONS keyword to allow the operator to examine or change the modified values.

*Operator Response:* If the error is in the START PARM field (operator input), reply to message IRB308D which follows. If the error was detected in a previous reply, examine the list of options assumed as listed by message IRB306D. If these options are incorrect or incomplete, reply later to message IRB306D to change the options.

*Programmer Response:* If the source is PARM or LIBRARY input, correct the errors before the next execution of MF/1.

**IRB302I MEMBER IRBMF1nn NOT FOUND IN THE MF/1  
LIBRARY**

*Explanation:* Member name IRBMF1nn was generated as a default or by recognition of MEMBER(nn) in the MF/1 input stream. A member by this name does not exist in the library

data set specified by the IEFORDER DD card. nn is the member number specified in the control input as MEMBER(nn).

*System Action:* The library is ignored as a source of control input. The input merge and initialization continues. The OPTIONS keyword will be forced to allow the operator to examine and/or change the MF/1 options upon completion of the merge.

*Operator Response:* Examine the parameters following message IRB305I when it appears and reply to message IRB306D to modify any parameter chosen by the system during the input merge.

*Programmer Response:* Create a member with the name IRBMF1nn, if desired.

**IRB303I MEMBER KEYWORD SPECIFIED IN MF/1 LIBRARY  
MEMBER IRBMF1nn**

*Explanation:* The member keyword MEMBER(nn) appears in the indicated library member. nn is the decimal field.

*System Action:* The member keyword in the library source is ignored. The OPTIONS keyword will be forced to allow the operator to examine and/or change the MF/1 options upon completion of the merge.

*Programmer Response:* Delete the member keyword in the indicated library member.

**IRB304I I/O ERROR WHILE PROCESSING MF/1 LIBRARY  
DATA SET. [THE  
SYNAD TEXT FOLLOWS. synad text]**

*Explanation:* During MF/1 initialization, an uncorrectable I/O error or OPEN error occurred while reading or searching for the specified member in the MF/1 library. The SYNAD text will not appear if the error occurred while opening the data set or finding a member.

*System Action:* The control input source is ignored and processing continues with the input parameter merge and initialization. The OPTIONS keyword is forced to allow the operator to examine the options chosen by the system.

*Operator Response:* Examine the parameters following message IRB305I when it appears and reply to message IRB306D to modify any parameter chosen by the system during the input merge.

*Programmer Response:* Recreate the library data set before the next execution of MF/1.

*Problem Determination:* Table I, item 30.

**IRB305I MF/1 PARAMETERS**

*Explanation:* This message is issued if a list of options was desired upon completion of the input parameter merge. All of the keyword parameters are listed following this message, one parameter to a line in the format keyword(value). Message IRB306D follows, permitting changes to be made.

*System Action:* MF/1 initialization will not continue until the operator has responded to message IRB306D.

*Operator Response:* Respond to message IRB306D.

**IRB306D REPLY WITH MF/1 VALUES OR GO**

*Explanation:* This message follows message IRB305I and permits changes to be made in the parameters listed.

*System Action:* MF/1 initialization will not continue until the operator has responded to this message.

If the operator responds with new control parameters, only those parameters will be changed. The system will reissue message IRB306D repeatedly, allowing additional changes, until the operator responds with GO.

If a syntax error, mutually exclusive values, or invalid values are detected in the reply, message IRB300I or message IRB301I and message IRB309I will follow.

If the MEMBER(nn) or OPTIONS keywords are specified, special processing occurs. MEMBER(nn) is ignored because at this time the input option merge is complete and a particular library member would have already been used. If OPTIONS is specified, the MF/1 options will be listed following a subsequent reply of 'GO'. Note that a syntax error, mutually exclusive options, or invalid values in the reply will force the OPTIONS keyword.

*Operator Response:* If changes are to be made, enter REPLY xx,'keyword(value),keyword(value),...'. If changes are not to be made, enter REPLY xx,'GO'.

**IRB308D RESPECIFY MF/1 OPTIONS OR REPLY IGNORE**

*Explanation:* This message is issued if a syntax error, mutually exclusive options, or invalid values were detected in the operator START command input.

*System Action:* MF/1 initialization will not continue until the operator has successfully responded to message IRB308D.

*Operator Response:* Respecify the entire START command option input in the form REPLY xx,'keyword(value),keyword(value),...', or reply 'IGNORE'. If the reply is IGNORE, MF/1 will assume that no options were specified in the START command.

**IRB309I MF/1 OPTIONS ASSUMED FROM SOURCE IN ERROR:**

*Explanation:* This message follows messages IRB300I and IRB301I. It lists the options which MF/1 was able to recognize from the EXEC, LIBRARY, or REPLY source which contained syntax errors, mutually exclusive options, or invalid values.

*System Action:* All of the keyword parameters assumed are listed following this message, one keyword to a line in the format keyword(value).

*Operator Response:* Examine the options assumed. If they are incorrect or incomplete, reply later to message IRB306D to change or add options.

*Programmer Response:* If the source was the EXEC card or

LIBRARY data set, correct the source in error before the next execution of MF/1.

**IRB400I I/O ERROR ON MF/1 WRITE. THE SYNAD TEXT FOLLOWS.****Synad text**

*Explanation:* An uncorrectable I/O error occurred while writing to a report SYSOUT data set.

*System Action:* No further writes will be issued to the data set. One retry will be performed by unallocating the data set and allocating a new one. If the retry is successful, MF/1 continues with no data loss. If the retry is unsuccessful, MF/1 continues, but the reports for this MF/1 interval are not completed.

**IRB401I MF/1 REPORT SUBTASK FOR INTERVAL BEGINNING**

hh.mm.ss

**REINSTATED {Ucde}**  
**{Scde}**

*Explanation:* An error was detected while formatting and writing a report to a SYSOUT data set. hh:mm:ss is the beginning of the report interval, Ucde is the user completion code and Scde is the system completion code.

*System Action:* The data being processed is presumed intact. The report subtask is reinitialized. The old data set is closed, a new one is reallocated, opened, and the report will be written to the new SYSOUT data set.

If a second error occurs, the subtask is terminated.

*Programmer Response:* Examine the dump provided and take the action appropriate for the original completion code causing the reinstatement.

**IRB402I MF/1 REPORT SUBTASK FOR INTERVAL BEGINNING**

hh.mm.ss

**ABENDED{Ucde}**  
**{Scde}**

*Explanation:* An MF/1 subtask which was formatting data and writing records to a SYSOUT data set abnormally terminated with the completion code cde. hh:mm:ss is the time of the beginning of the report interval, Ucde is the user completion code and Scde is the system completion code.

*System Action:* MF/1 continues. The reports for data collected for this interval are not completed. The SMF records for this interval are written if the RECORD option is in effect. They contain the data measurements collected for this interval.

*Programmer Response:* Take the appropriate action related to the completion code.



## Section 22: Virtual Telecommunications Access Method Messages (IST)

Component Name	IST
Program Producing Message	VTAM (Virtual Telecommunications Access Method).
Audience and Where Produced	For operator: console. For programmer: console or SYSPRINT data set.
Message Format	ISTnnns text nnn Message serial number. s Type code: A Action; operator must perform a specific action. I Information; no operator action is required. text Message text.
Associated Publications	VTAM Macro Language Reference, GC27-6995 OS/VS2 System Programming Library: VTAM, GC28-0688 Operator's Library: VTAM Network Operating Procedures, GC27-6997 OS/VS VTAM Logic, SY28-0621
Problem Determination	Refer to Tables I and II at the back of this publication for problem determination instructions.

### IST001I VTAM START REJECTED- PAGE FIX FAILED

*Explanation:* VTAM initialization is terminated due to a failure attempting to fix a page in storage.

*System Action:* The VTAM START command fails and VTAM initialization terminates.

*Operator Response:* Retry the VTAM START command. If the problem persists, follow the problem determination action.

*Problem Determination:* Table I, items 2, 29.

### IST002I xxxxxxxx IS AN INVALID START PARM - ALL PARMS IGNORED

*Explanation:* An invalid START parameter keyword was entered by the operator. Only the default START parameter list ATCSTR00 has been processed.

*System Action:* All the START parameters entered from the console are ignored by VTAM. The operator will be reprompted to enter valid START parameters.

*Operator Response:* Reenter all the START parameters (correcting the invalid one) when prompted. If the LIST keyword is entered, it will be processed prior to the other keywords. If no START parameters are reentered, those contained in ATCSTR00 remain in effect.

### IST003I ABEND OCCURRED DURING NETWORK DEFINITION OF CONFIG xxxxxxxx

*Explanation:* The VTAM network definition subtask has abnormally terminated. Network definition is invoked either during VTAM start processing to process the CONFIG keyword or as a result of a VARY command.

*System Action:* The subtask is reinstated.

*Operator Response:* none

### IST006I VTAM START REJECTED - GETMAIN FAILED

*Explanation:* A request for storage failed during VTAM initialization.

*System Action:* The VTAM START command is rejected.

System continues processing.

*Operator Response:* With the concurrence of your system programmer:

- Re-IPL the system

- Respecify the value of the system parameter name CSA
- Reissue the START command.

*Caution:* Increasing the size of CSA reduces the size of each address space's private area, possibly causing other jobs to fail for lack of storage.

### IST009I VTAM IS ALREADY ACTIVE - START REJECTED

*Explanation:* VTAM is already active in the system. Therefore the attempt to start VTAM again has been rejected.

*System Action:* The VTAM program that is running issues an EOJ to terminate the invalid START command.

*Operator Response:* Probable user error. If you wish to start VTAM again, first terminate the VTAM system that is already running by issuing the network operator HALT NET command.

### IST010I xxxxxxxx COMMAND INVALID

*Explanation:* A VTAM command with the verb xxxxxxxx has failed because of incorrect command format.

*System Action:* The command is ignored.

*Programmer Response:* None.

*Operator Response:* Reenter the command, using the correct format.

### IST012I VTAM START REJECTED - CANNOT LOCATE mem

*Explanation:* VTAM initialization is terminated because the member mem could not be found.

*System Action:* The VTAM START command fails and VTAM initialization terminates. System continues processing.

*Operator Response:* Before attempting to restart VTAM, ensure that the member is in the proper library.

*Programmer Response:* Probable user error. Check that the proper cataloged procedure has been specified and that the correct member (mem) is identified in the procedure.

### IST013I VTAM START REJECTED - I/O ERROR FOR mem IN dsn

*Explanation:* VTAM initialization issued a BLDL macro instruction for member mem in data set dsn and encountered an I/O error.

*System Action:* VTAM initialization terminates. System

continues processing.

**Operator Response:** Probable hardware error. Reissue the VTAM START command with alternate devices and/or volumes.  
**Problem Determination:** Table I, items 2, 18, 30.

#### IST015A ERROR PROCESSING LIST IDENTIFIER - ENTER LIST ID OR BLANK

**Explanation:** VTAM detected an error when reading an ATCSTRxx member of SYS1.VTAMLST.

**System Action:** VTAM initialization waits for the operator to reply. If a list identifier is entered, VTAM attempts to read the corresponding data set from SYS1.VTAMLST; if a blank is entered, VTAM uses the default parameters (contained in ATCSTR00, the default member), and any additional or alternate parameters specified by the operator in response to a previous request for parameters for the START command.

**Operator Response:** Enter the list identifier specified by your installation (one or two characters) or enter a blank to use the default sequence.

**Programmer Response:** Check that the identifier to be used is valid and has been correctly communicated to the network operator, or instruct the operator to respond with the default sequence.

#### IST016I VTAM START REJECTED - STAE FAILED

**Explanation:** A failure occurred during VTAM initialization when trying to establish an error recovery environment. The failure is due to one of the following:

- The STAE processing could not obtain storage for a STAE control block.
- The STAE processing found invalid parameters.

**System Action:** The VTAM START command is rejected.

**System continues processing.**

**Programmer Response:** With the concurrence of your system programmer:

- Re-IPL the system
- Respecify the value of the system parameter name CSA
- Reissue the START command.

**Caution:** Increasing the size of CSA reduces the size of each address space's private area, possibly causing other jobs to fail for lack of storage.

**Problem Determination:** Table I, items 2, 29.

#### IST018I CONFIG COULD NOT BE INITIALIZED - VTAM START CONTINUES

**Explanation:** VTAM initialization is unable to initialize the network to the configuration specified by the CONFIG parameter in the VTAM START command because of an error in member of the SYS1.VTAMLST data set.

**System Action:** VTAM initialization continues, but the predefined network configuration is not activated.

**Operator Response:** To allow the network to be used while the problem is being found, parts (or all) of the network may be activated by using the network operator VARY NET command.

**Programmer Response:** Inspect and correct the member of the SYS1.VTAMLST data set that is specified by the CONFIG parameter. The network operator can then activate the entire configuration by stopping and restarting VTAM.

#### IST019I SYNTAX ERROR IN START OPTION: keyword - ENTER WHEN PROMPTED

**Explanation:** A syntax error was encountered in the parameters of the START command; keyword represents the keyword in error.

**System Action:** The parameters that precede the syntax error are processed. VTAM suspends further processing of the

parameters and prompts the operator for correct input by issuing message IST125A.

**Operator Response:** Reenter all parameters following the last valid one when prompted by message IST125A, or specify default values by entering a blank.

#### IST020I VTAM INITIALIZATION COMPLETE

**Explanation:** Initialization of VTAM is complete.

**System Action:** System continues processing.

**Operator Response:** You can now enter VTAM network commands and/or start any VTAM application programs.

#### IST025I BLDL FAILED FOR mem

**Explanation:** VTAM issued a BLDL that failed for member mem on either SYS1.VTAMLIB or SYS1.LPALIB.

**System Action:** If member mem is critical to VTAM, another message will be issued. Otherwise, VTAM continues processing.

**Programmer Response:** If mem does not exist and is needed, add it to the appropriate library and restart VTAM.

#### IST032I cm FAILED - FIRST CHARACTER OF keyword NOT ALPHABETIC

**Explanation:** The command failed because the first character of the specified keyword parameter value must be alphabetic.

**System Action:** The command is rejected. The system continues processing.

**Operator Response:** Correct the parameter and reenter the command.

#### IST033I cm COMMAND CANCELED

**Explanation:** The specified command has been canceled because an unexpected event occurred during command processing. The cm command could be MODIFY, DISPLAY, VARY, or HALT. One of the following has occurred:

- Recoverable machine checks.
- Resource unavailable; for example, lack of main storage.
- Recoverable program checks.

**System Action:** System continues processing. The command is not executed.

**Operator Response:** Reenter command. If message persists, follow the problem determination action.

**Problem Determination:** Table I, items 2, 18, 30.

#### IST037I cm FAILED - SYNTAX ERROR

**Explanation:** The specified command does not have the expected delimiters or punctuation, or has a parameter that exceeds eight characters in length.

**System Action:** System continues processing. The command is not executed.

**Operator Response:** Probable user error. Reenter command with the correct format.

#### IST038I cm FAILED - keyword NOT NUMERIC

**Explanation:** The specified command expects but did not find a numeric value in keyword keyword.

**System Action:** System continues processing. The command is not executed.

**Operator Response:** Probable user error. Reenter command with the correct value.

#### IST039I cm FAILED - UNIDENTIFIABLE KEYWORD

**Explanation:** The specified command contains an invalid keyword parameter.

**System Action:** System continues processing. The command is not executed.



*Operator Response:* Probable user error. Reenter command with correct parameters.

**IST0401 START PARAMETER SSCPID NOT PROCESSED - REENTER WHEN PROMPTED**

*Explanation:* No SSCPID START parameter has been made available to VTAM. Since the SSCPID is required to continue with VTAM initialization and it is not defaulted, specify the SSCPID when prompted. The SSCPID START parameter assigns an identification number to VTAM for its use in communicating with various SNA terminals in the network.

*System Action:* The system continues processing. VTAM will prompt the operator for additions or corrections to VTAM START parameters.

*Operator Response:* When prompted, supply SSCPID as one of the START parameters. Specify the SSCPID in the form of SSCPID = n, with n as a decimal value between 0 and 85535.

**IST0411 PPBUF SIZE TOO SMALL - IOBUF SIZE USED**

*Explanation:* The buffer size specified or defaulted on the PPBUF parameter of the START command was less than the size of buffer pool IOBUF.

*System Action:* The size of buffer pool IOBUF is used. VTAM initialization continues.

*Programmer Response:* Probable user error. The size of the PPBUF buffer pool must be equal to or greater than the IOBUF buffer pool size. Increase the PPBUF size on the START command to equal the size of the IOBUF buffer pool.

**IST0421 cm FAILED - TOO MANY OPERANDS**

*Explanation:* The specified command has more operands than are allowed.

*System Action:* System continues processing. The command is not executed.

*Operator Response:* Probable user error. Reenter command with the correct number of operands.

**IST0431 cm KEYWORD VALUE INVALID: op**

*Explanation:* The specified command has a keyword parameter value that is specified incorrectly; op is the incorrect operand.

*System Action:* System continues processing. The command is not executed.

*Operator Response:* Probable user error. Reenter command with the correct keyword value.

**IST0441 cm FAILED - INSUFFICIENT STORAGE**

*Explanation:* The command processor for the specified command cannot obtain sufficient storage for a work area.

*System Action:* System continues processing. The command is not executed.

*Operator Response:* Free storage if possible by entering a VARY NET,INACT command to deactivate some nodes, and reenter the command. Or, wait for a short period until any outstanding VTAM commands have completed processing, and then reenter the command.

*Programmer Response:* This message indicates that storage requirements for VTAM were underestimated. Check storage estimates and increase storage allocation where possible.

**IST0461 THRESHOLD NUMBER EXCEEDS BUFFER NUMBER - DEFAULT VALUE USED**

*Explanation:* The threshold number (bth) specified in the buffer keyword of the START command is greater than the number of buffers (bno) specified.

*System Action:* The default value for a minimum configuration is used. Initialization continues.

*Operator Response:* If the threshold value required is higher than the default value, specify the required number in the START command. This number must not exceed the number of buffers (bno) specified.

**IST0471 BUFFER SIZE TOO SMALL - DEFAULT VALUE USED**

*Explanation:* The buffer size (bsz) specified in the buffer keyword of the START command is less than the default value established for VTAM buffer pools at VTAM definition.

*System Action:* The default value for a minimum configuration is used. Initialization continues.

*Operator Response:* The buffer sizes cannot be set lower than the IBM default.

**IST0481 VTAM START REJECTED - INSUFFICIENT STORAGE FOR BUFFERS**

*Explanation:* VTAM initialization is terminated because sufficient storage is not available to establish the buffer pools required by VTAM.

*System Action:* The VTAM START command fails and VTAM initialization terminates. System continues processing.

*Operator Response:* Check that sufficient storage is made available before restarting VTAM.

*Programmer Response:* With the concurrence of your system programmer:

- Re-IPL the system
- Respecify the value of the system parameter name CSA
- Reissue the START command.

See "Tuning VTAM" in *(OS/VS2 System Programming Library: VTAM)*.

*Caution:* Increasing the size of CSA reduces the size of each address space's private area, possibly causing other jobs to fail for lack of storage.

**IST0491 VTAM START REJECTED - OPEN FOR VTAM ACB FAILED**

*Explanation:* VTAM initialization is terminated because an attempt to open the VTAM access method control block (ACB) failed.

*System Action:* The VTAM START command fails and VTAM initialization terminates. System continues processing.

*Operator Response:* Retry the START command.

*Problem Determination:* Table I, items 1, 29.

**IST0501 VTAM START REJECTED - CANNOT OPEN VTAM DATA SET SYS1.VTAMLxx**

*Explanation:* An attempt to open VTAM data set SYS1.VTAMLIB or SYS1.VTAMLST was unsuccessful. SYS1.VTAMLIB and SYS1.VTAMLST are required to continue processing.

*System Action:* The VTAM START command fails and VTAM initialization terminates. System continues processing.

*Operator Response:* Probable user error. Review system definition and VTAM definition output, and verify VTAM data set construction and allocation. When the error condition has been corrected, restart VTAM.

**IST051A ENTER VTAM START PARAMETERS**

*Explanation:* VTAM is prompting the operator to enter parameters for the START command. He can override the default parameters stored in a member of SYS1.VTAMLST (ATCSTRxx) or provide additional parameters.

*System Action:* VTAM processes the parameters entered in reply to the prompt.

*Operator Response:* Either enter the parameters recommended by the system programmer or contained in your installation

instructions, or enter a blank to indicate that the default parameters are to be used.

**CAUTION:** A misspelled LIST keyword is ignored without an opportunity to correct it.

**Programmer Response:** If the default parameters are unsuitable for your purposes, select the parameters required for the START command and prepare instructions for their use by the network operator.

**IST052I keywd IS AN INVALID START PARAMETER  
KEYWORD - IGNORED**

**Explanation:** The keyword keywd is not a valid parameter for the START command.

**System Action:** VTAM ignores the keyword. Other keywords of the START command are processed.

**Operator Response:** Probable user error. When prompted by message IST125A, enter the correct keyword and parameters or enter a blank to indicate that no parameters are to be entered.

**IST053I NETSOL = opt IS AN INVALID START OPTION -  
PARAMETER IGNORED**

**Explanation:** VTAM initialization encountered an invalid option, opt, for the NETSOL parameter of the START command. YES and NO are the only valid options.

**System Action:** VTAM initialization rejects the NETSOL keyword but continues processing other parameters of the START command.

**Operator Response:** Probable user error. Enter the correct NETSOL option (either YES or NO) or enter a blank to default to NO when prompted by message IST125A.

**IST054I keywd KEYWORD SEQUENCE ERROR IN START  
PARMS - ID IGNORED**

**Explanation:** The keyword keywd was detected among the parameters of the START command, but it was not preceded by a TRACE or NOTRACE keyword as required. keywd can be ID or TYPE, and must follow either TRACE or NOTRACE.

**System Action:** VTAM ignores the keyword and continues processing the other parameters.

**Operator Response:** Probable user error. Determine the correct keyword sequence, and enter your selection when next prompted by message IST125A.

**IST055I xx IS AN INVALID CONFIGURATION ID -  
PARAMETER IGNORED**

**Explanation:** An invalid configuration identifier xx was entered in the CONFIG parameter of the START command. Either the identifier does not have a corresponding member in SYS1.VTAMLST, or is more than two characters in length. (If more than three characters were entered, only the first three are printed in the message.)

**System Action:** VTAM initialization processes the remaining parameters before it prompts the operator for correct input.

**Operator Response:** Determine the correct identifier for your installation, and reenter the parameter when prompted by message IST125A.

**IST056A LIST = xx IS INVALID - ENTER LIST ID OR BLANK**

**Explanation:** The list identifier, xx, specified for the LIST parameter in the START command is invalid. Either the identifier does not have a corresponding member in SYS1.VTAMLST, or is more than two characters in length. (If more than three characters were entered, only the first three are printed in the message.)

**System Action:** The LIST parameter is not processed. VTAM waits for a reply to this message. If an identifier is entered, VTAM attempts to process the parameters in the corresponding member of SYS1.VTAMLST. If a default list is selected, the operator is prompted to enter individual parameters.

**Operator Response:** Enter a valid two character list identifier, or enter a blank to invoke the default. If the default list is invoked, enter the desired parameters (excluding LIST = id, which if entered, is ignored) when prompted by message IST125A.

**IST057I KEYWORD MISSING AFTER TRACE/NOTRACE  
OPTION ON START COMMAND**

**Explanation:** A required keyword did not follow the TRACE or NOTRACE option in the START command. Applicable keywords are ID = andTYPE = .

**System Action:** VTAM initialization does not process the TRACE or NOTRACE parameter but continues to process the remaining parameters on the START command.

**Operator Response:** Probable user error. Enter correct trace parameters when prompted by message IST125A, or invoke the default by entering a blank.

**IST058I keywd WILL NOT BE PROCESSED - INVALID START  
PARAMETER**

**Explanation:** The keyword represented by keywd in the START command is not a valid keyword for the requested trace function.

**System Action:** VTAM initialization does not process the preceding TRACE or NOTRACE parameter but continues to process any remaining parameters.

**Operator Response:** Probable user error. When next prompted by message IST125A, either enter the correct trace parameters, or invoke the default by entering a blank.

**IST059I TRACE/NOTRACE FOR ID = xxx IGNORED -  
INSUFFICIENT STORAGE**

**Explanation:** The specified TRACE/NOTRACE option for node xxx was not processed due to a failure to obtain sufficient storage.

**System Action:** The TRACE/NOTRACE option is ignored. Remaining parameters are processed.

**Operator Response:** If the TRACE or NOTRACE option for the specified node is essential, the system will have to be restarted with a larger CSA.

**Programmer Response:** Increase the size of CSA if the TRACE option is desired. Verify with system programmer if an increase in CSA is feasible with the use of the TRACE option.

**IST060I VARY FAILED - LOGON = xxx UNKNOWN TO VTAM**

**Explanation:** A VARY NET command was entered with the LOGON option, but the application program identifier, xxx, is not defined to VTAM. A null name, consisting only of blanks, is also an invalid identifier.

**System Action:** Processing of the command is terminated. System status is unchanged.

**Operator Response:** Probable user error. Reenter the command after the identifier is validated.

**Programmer Response:** Check the validity of the identifier and, if necessary, correct the identifier or change the VTAM definition to validate the command when reentered.

**IST061I VARY FAILED - ID = xxx UNKNOWN TO VTAM**

**Explanation:** A VARY NET command was entered but the identifier or node name represented by xxx is not defined to

**VTAM.**

*System Action:* Processing of the command is terminated. System status is unchanged.

*Operator Response:* Probable user error. Check the spelling of the name, and reenter the command when the identifier is validated.

*Programmer Response:* Check the validity of the identifier and, if necessary, correct the identifier or change the VTAM definition to validate the command when reentered.

**IST062I VARY FAILED - LOGON = xxx IS NOT AN APPLICATION**

*Explanation:* A VARY NET command with the LOGON option was entered, but the name represented by xxx is not an active VTAM application program.

*System Action:* Processing of the command is terminated. System status is unchanged.

*Operator Response:* Probable user error. Check that you have entered the application program name correctly. If this is not the cause of failure, check that the major node to which the application program belongs has been activated. Then reenter the VARY NET command.

**IST063I VARY FAILED - LOGON NAME NOT SPECIFIED**

*Explanation:* A VARY NET command was entered with the LOGON option, but a name was not supplied with the option.

*System Action:* Processing of the command is terminated. System status is unchanged.

*Operator Response:* Probable user error. Reenter command with a valid VTAM application program name.

**IST065I VARY FAILED - TOO MANY OPERANDS**

*Explanation:* A VARY NET command has been entered with too many operands.

*System Action:* Processing of the command is terminated. System status is unchanged.

*Operator Response:* Probable user error. Reenter command with the correct number of operands.

**IST066I cm FAILED - INVALID OPTIONS**

*Explanation:* The specified command was entered with an invalid operand.

*System Action:* Processing of the command is terminated. System status is unchanged.

*Operator Response:* Probable user error. Reenter the command with a valid operand.

**IST067I VARY FAILED - xxx NODE ALREADY ACTIVE**

*Explanation:* A VARY NET command attempted to activate node xxx and found that it was already active.

*System Action:* The command is ignored. System continues processing.

*Operator Response:* Probable user error. Verify that the node specified was the node you intended to activate. If it was not, reenter the VARY NET command with the correct node name specified.

**IST068I SYSTEM ALLOCATION FOR NODE xxx UNSUCCESSFUL**

*Explanation:* During the processing of a VARY NET command to activate a higher-level node, the command attempted to activate the associated subordinate nodes. Subordinate node xxx could not be activated for one of the following reasons:

- The node is allocated to a program other than VTAM.
- The node has been associated with the wrong channel unit address.

- VTAM was unable to load channel-end appendages needed for node (3270 or 370X).

- There were no available paths to the device (370X).

*System Action:* VTAM continues to activate other subordinate nodes.

*Operator Response:* Probable user error. Enter a VARY NET,ACT command for node xxx after the node is deallocated, or after the channel unit address has been correctly specified as shown below.

*Programmer Response:* Check that the correct channel unit address was specified for node xxx in one of the following operands:

- The CUADDR operand of the VTAM PCCU definition macro instruction.
- The U = address operand of the VARY NET command.

**IST069I VARY FAILED - UNABLE TO OPEN ID = xxx**

*Explanation:* During a VARY NET command to activate the network control program xxx, an OPNDST macro instruction was attempted on the communications controller that is associated with the network control program. However, the VTAM OPNDST failed.

*System Action:* Processing of the command is terminated. System status is unchanged.

*Operator Response:* Retry the VARY NET,ACT command.

*Problem Determination:* Table I, items 2, 16, 18, 29.

**IST070I VARY FAILED - UNABLE TO LOAD xxx 370X**

*Explanation:* During processing of a VARY NET,ACT command, the communications controller could not be loaded with the network control program represented by xxx. Therefore, VTAM cannot use the communications controller.

*System Action:* Processing of the command is terminated. System status is unchanged.

*Operator Response:* Probable 3704/5 hardware error. Retry the VARY NET command. If the retry fails, follow the problem determination action.

*Problem Determination:* Table I, items 2, 18, 30.

**IST071I DISPLAY FAILED - NODETYPE OF xxxxxxxx NOT SUPPORTED**

*Explanation:* A DISPLAY command cannot be completed because the node type specified in the message is not supported by the display processor routine.

*System Action:* The DISPLAY command is rejected.

*Operator Response:* Consult VTAM Network Operating Procedures (GC27-0027) to determine the node types supported by the display command processor.

**IST072I VARY FAILED DURING NETWORK DEFINITION OF xxx**

*Explanation:* An attempt to activate the network control program in the communications controller xxx was unsuccessful because a Resource Definition Table (RDT) segment could not be built. The NCP definition is in error. Preceding messages describe the error in detail. VTAM cannot use the communications controller.

*System Action:* The communications controller remains inactive. Processing of the command is terminated. System status is unchanged.

*Programmer Response:* Probable user error. Determine the exact cause of the failure from preceding messages and alter the NCP definition to overcome the problem before the operator reenters the command.

**IST0731 cm FAILED FOR ID = xxx BECAUSE IT IS BEING DEACTIVATED**

*Explanation:* The node named xxx specified in the cm command has a pending deactivation request; therefore, the command cannot be executed.

*System Action:* Processing of the command is terminated. System status is unchanged.

*Operator Response:* Monitor the progress of the deactivation by using the DISPLAY NET command. When the node has been deactivated, reissue the command.

**IST0741 cm FAILED FOR ID = xxx - INSUFFICIENT STORAGE**

*Explanation:* The specified command was entered for the node named xxx, but the command failed because VTAM was unable to obtain a work area to process the request.

*System Action:* Processing of the command is terminated. System status is unchanged.

*Operator Response:* Wait for a short period and then reenter the command. In the event of repeated failure, report this message to the system programmer.

*Programmer Response:* This message indicates that storage requirements for VTAM were underestimated. Check storage estimates and increase storage allocation where possible.

**IST0751 VTAM DISPLAY - NODE TYPE = xxx, NAME = yyy, STATUS = stat**

*Explanation:* This is a header line of a VTAM display that results from a DISPLAY NET command.

xxx is the type of node being displayed:

- TERM - a terminal.
- LINE - a communication line.
- APPL - an application program.
- 370X - a communications controller.

yyy is the symbolic node name.

stat is the status of the node and can be:

- ACT which means that the specified terminal is active.
- INACT which means that the specified terminal is not active.
- ACT/B which means that the specified terminal is a logical unit and a session is being established (a BIND is in progress)
- ACT/U which means that the specified terminal is a logical unit and a session is being terminated (an UNBIND or CLEAR is in progress).
- INA/C which means that the specified node is a physical unit and a CONTACT is in progress.
- INA/A which means that an ACTIVATE is in progress for the specified node.

*System Action:* System continues processing.

*Operator Response:* None.

**IST0761 CTL PROGRAM = xxx, ATTACHMENT = yyy**

*Explanation:* This message results from a DISPLAY NET command that requests status of a communications controller.

xxx is the symbolic node name of the network control program associated with this communications controller.

yyy is the type of attachment of the communications controller, either LOCAL or REMOTE.

*System Action:* System continues processing.

*Operator Response:* None.

**IST0771 SIO = nnn, ERROR CT = num, CUA = xxx**

*Explanation:* This message results from a DISPLAY NET command that requests the status of a locally-attached terminal or a communications controller.

nnn is the number of start I/O operations counted for this communications controller or terminal.

num is the number of temporary errors counted for this 3704/5 or terminal.

Both counts are cumulative from the time that the 3704/5 or terminal was last activated and are expressed in decimal. xxx is the channel unit address of the communications controller.

*System Action:* System continues processing.

*Operator Response:* None.

**IST0791 TERMINALS:**

*Explanation:* This header line results from a DISPLAY NET command requesting line or application status. The following lines of display, message IST0801, indicate which terminals are associated with the line or application.

*System Action:* System continues processing.

*Operator Response:* None.

**IST0801 xxx stat xxx stat xxx stat**

*Explanation:* This message results from a DISPLAY NET command that requests line or application program status; it follows message IST0791. It lists the terminals associated with the line or application program, and gives their status. If more than three terminals are involved, the message is repeated as often as necessary.

xxx is the symbolic name of a terminal associated with the line or application.

stat is a status indicator for the terminal named. It may be any of the following:

- ACT - the terminal named is active.
- INACT - the terminal named is inactive.
- ACT/B - the terminal named is a logical unit and a session is being established, (a BIND is in progress).
- ACT/U - the terminal named is a logical unit and a session is being terminated, (an UNBIND or CLEAR is in progress).
- INA/A - an ACTIVATE is in progress for the specified node.
- LOGON - the terminal named is queued for the application program being displayed but has not yet been connected.

*System Action:* System continues processing.

*Operator Response:* None.

**IST0811 LINE NAME = xxx, LINE GROUP = yyy**

*Explanation:* This message is part of a terminal or line status display that results from a DISPLAY NET command.

xxx is the symbolic name of the line to which the terminal is connected.

yyy is the symbolic name of the line group to which the line xxx belongs.

*System Action:* System continues processing.

*Operator Response:* None.

**IST0821 DEVICE TYPE = devtyp, ALLOC TO = appl, SIMLOGON = xxx**

*Explanation:* This message is part of a terminal status display that results from a DISPLAY NET command.

devtyp is the device type of the terminal.

appl is the symbolic name of the application to which the terminal is allocated. If the terminal is not allocated, then NONE is displayed.

xxx is the symbolic name of the application program (as defined in the access method control block - ACB) to which the terminal is connected. If the terminal is not connected, then NONE is displayed.

*System Action:* System continues processing.

*Operator Response:* None.

**IST0831 ADJACENT 370X = xxxxxxxx, LINE = yyyyyyy**

*Explanation:* This message is received in response to a VTAM DISPLAY command where the ID is that of a remote communications controller; xxxxxxxx is the name of the adjacent communications controller to which this remote communications controller is attached. yyyyyyy is the name of the line which connects the remote communications controller to the adjacent communications controller.

*System Action:* Processing continues.

*Operator Response:* None.

**IST0841 NETWORK NODES:**

*Explanation:* This message is the first line of a display that results from a DISPLAY NET command requesting status of a line. Immediately following this message will be message IST0891, which details the nodes associated with the network.

*System Action:* System continues processing.

*Operator Response:* None.

**IST0851 DISPLAY FAILED - INFORMATION NOT AVAILABLE**

*Explanation:* A DISPLAY NET command cannot be completed because VTAM failed to assemble status information. The system facilities required by the DISPLAY processor are not available.

*System Action:* The DISPLAY NET command is canceled. System continues processing.

*Operator Response:* Reenter the command after waiting a short period of time.

**IST0861 DISPLAY FAILED - INSUFFICIENT STORAGE**

*Explanation:* A DISPLAY NET command cannot be completed because sufficient storage is not available.

*System Action:* The DISPLAY NET command is rejected. System continues processing.

*Operator Response:* Reenter the command after waiting a short period of time. If the command fails repeatedly, report this message to the system programmer.

*Programmer Response:* This message indicates that storage requirements for VTAM were underestimated. Increase storage allocation where possible.

**IST0871 LINE TYPE = xxx LINE GROUP = yyy**

*Explanation:* This message is part of the line status display that results from a DISPLAY NET command.

xxx is the line type, either SWITCHED or LEASED. yyy is the symbolic name of the line group to which the line belongs.

*System Action:* System continues processing.

*Operator Response:* None.

**IST0881 DISPLAY FAILED - NODE NAME INVALID**

*Explanation:* The node name specified in the ID parameter of the DISPLAY NET command is not defined to VTAM.

*System Action:* The DISPLAY NET command is rejected. System continues processing.

*Operator Response:* Probable user error. Reenter the command using the correct node name in the ID parameter or, if the node name appears to be correct, ask your system programmer to validate the command before reentering the command.

*Programmer Response:* Check the validity of the node name and, if necessary, correct the node name or change the VTAM definition to validate the command when reentered.

**IST0891 aaa TYPE = bbb, ccc, ddd**

*Explanation:* This message results from a DISPLAY NET command that requests the status of a line; it follows message IST0841. The message lists the names of the nodes associated with the requested node and gives their status. If more than one node is associated with the request, the message is repeated as often as necessary.

aaa is the symbolic name of the node associated with the line. bbb is the node type, which may be CLUS for a cluster control unit, TERM for a terminal device or logical unit, or INTNOD for an intermediate node or placeholder.

ccc is the status indicator for the node named. It may be one of the following:

ACT which means that the specified terminal is active.

INACT which means that the specified terminal is inactive.

ACT/B which means that the specified terminal is a logical unit and a session is being established (a BIND is in progress).

ACT/U which means that the specified terminal is a logical unit and a session is being terminated (an UNBIND or CLEAR is in progress.)

INA/C which means that the specified unit is either a physical unit or an intermediate node, and a CONTACT is in progress.

INA/A which means that an ACTIVATE is in progress for the specified node, and that node may be a physical unit or an intermediate node.

ddd is the symbolic node name of the remotely attached 370X that is associated with node aaa. It is provided for active intermediate network nodes only.

*System Action:* System continues processing.

*Operator Response:* None.

**IST0901 VARY CANNOT ACTIVATE xxx - OFFLINE OR ALREADY ALLOCATED**

*Explanation:* The node named xxx cannot be allocated to VTAM because it is either offline or allocated to another user. VTAM cannot activate it.

*System Action:* The node remains inactive. VTAM attempts to activate remaining nodes of the segment specified in the VARY NET command.

*Operator Response:* Make the specified node allocatable either by bringing the node online or by releasing it from the other user. Then reissue the VARY NET,ACT command.

**IST0911 VARY UNABLE TO ACTIVATE xxx - VARY COMMAND CONTINUES**

*Explanation:* A VARY NET command attempted to activate node xxx and failed.

*System Action:* VTAM continues processing. The VARY NET command continues for all other nodes affected by the parameters of the VARY command. The node xxx remains inactive.

*Operator Response:* Retry the VARY NET command after checking whether the node name specified is correct.

*Programmer Response:* Make sure that the name is properly defined in the VTAM definition library.

**IST0931 xxx ACTIVE**

*Explanation:* The specified node, xxx, was successfully activated as a result of a VARY NET command.

*System Action:* System continues processing.

*Operator Response:* None.

**IST0941 VARY FAILED - ID = xxx INVALID**

*Explanation:* The ID parameter of the VARY NET command

contains an invalid node name, xxx. The invalid name is an application name, a minor node name, or the name of a line group, or it was not defined during the network definition process for VTAM.

*System Action:* Processing of the command is terminated. System status is unchanged.

*Operator Response:* Check the spelling of the node name entered. If misspelled, correct and reenter; otherwise, obtain an alternate valid name (or wait for VTAM to be redefined to recognize the name you are using before reentering the command).

*Programmer Response:* Either amend the definition of VTAM to match the name used, or supply the network operator with the correct name for reentry.

#### IST095A OPTION TO DUMP xxx AVAILABLE - REPLY YES or NO

*Explanation:* This is a prompting message to the network operator to find out whether or not the communications controller associated with the network control program xxx is to be dumped. The prompt occurs when the communications controller has failed and the AUTODMP option was not specified in the PCCU macro instruction. Therefore the operator can choose whether or not to dump the contents of the communications controller by entering YES or NO.

*System Action:* VTAM waits for a valid reply.

*Operator Response:* Enter YES if you wish to dump the contents of the communications controller, or NO if you do not. Any other response causes the message to be reissued. You should be instructed as to which reply should be entered at your console.

*Programmer Response:* Ensure that your instructions to the network operator indicate which response to enter.

#### IST096I cm FAILED - DUPLICATE prn PARAMETERS SPECIFIED

*Explanation:* The prn parameter was specified more than once in the cm command.

*System Action:* The command is rejected.

*Operator Response:* Probable user error. Reenter the command as many times as necessary, but use only one prn option for each command.

#### IST097I cm ACCEPTED

*Explanation:* There were no errors detected in the specified command. The command is accepted for processing.

*System Action:* The command is passed to the VTAM command processor.

*Operator Response:* None.

#### IST098I cm FAILED - op INCORRECT LENGTH

*Explanation:* The op operand in the specified command was either too long or too short. The maximum and minimum lengths depend on the specified operand.

*System Action:* The command is rejected. System continues processing.

*Operator Response:* Probable user error. Reenter the command using the correct operand length.

#### IST099I cm FAILED - prn NOT ALPHAMERIC

*Explanation:* The specified command was entered with the prn parameter containing nonalphameric characters. Only alphameric characters are acceptable.

*System Action:* The command is rejected. System continues processing.

*Operator Response:* Probable user error. Reenter the command with the correct parameter.

#### IST100I cm FAILED - xxx ID NOT REQUIRED

*Explanation:* An ID parameter was entered on the specified command when it was not required, or when it was the only parameter. xxx is the value associated with the ID parameter.

*System Action:* If the parameter is not required, it is interpreted as a conflicting request. If it is the only parameter entered, VTAM cannot interpret the request. The command is rejected. System continues processing.

*Operator Response:* Probable user error. Verify the action to be performed and reenter the command with the correct parameters.

#### IST101I cm FAILED - xx NOT SPECIFIED

*Explanation:* The ID parameter is required on the specified command but one was not entered. xx is the ID associated with the parameter.

*System Action:* The command is rejected. System continues processing.

*Operator Response:* Probable user error. Reenter the command with the ID parameter specified.

#### IST102I VTAM IS NOW INACTIVE

*Explanation:* VTAM is terminating. Either a HALT NET command was issued or an abnormal condition caused VTAM to halt itself.

*System Action:* VTAM terminates. System continues processing.

*Operator Response:* None. To reinitialize VTAM, follow the normal VTAM start procedure.

#### IST103I VARY FAILED FOR ID = xxx - APPLICATION NOT QUIESCED

*Explanation:* During the processing of a VARY NET,INACT command to deactivate a group of one or more application programs in the major node named xxx, one or more of the programs were found to be still connected to VTAM. All application programs in the major node must disconnect (issue CLOSE) before the VARY NET command can deactivate the major node.

*System Action:* Processing of the VARY NET command is terminated. System continues processing.

*Operator Response:* Check whether the application programs must remain active. If so, wait for the application programs to terminate normally. Then enter a VARY NET,INACT command for the node named xxx. If the application programs do not need to be active, enter CANCEL for the appropriate applications, followed by a VARY NET,INACT command for the node xxx.

#### IST104I VARY FAILED FOR ID = xxx - NODE ALREADY INACTIVE

*Explanation:* An attempt to inactivate node xxx using a VARY NET command failed; the specified node was already inactive.

*System Action:* Processing of the VARY NET command is terminated. System continues processing.

*Operator Response:* Probable user error. If the wrong node name was entered, reenter the command with the correct node name.

#### IST105I xxx NODE NOW INACTIVE

*Explanation:* The specified node named xxx was successfully deactivated by the VARY NET,INACT command.

*System Action:* System continues processing.

Operator Response: None.

**IST106I MODIFY FAILED - NETWORK SOLICITOR ALREADY ACTIVE**

*Explanation:* A MODIFY procname command was entered to start the network solicitor. The command failed because the network solicitor is already active.

*System Action:* The command is rejected. System continues processing.

*Operator Response:* None.

**IST107I TIME AND DATE NOT SET IN xxx DUE TO INVALID TIMER IN HOST**

*Explanation:* The time-of-day clock in the host processor is in error or is not operational. As a result, the time and date were not set in the NCP represented by xxx after it was loaded.

*System Action:* Activation of the specified NCP is completed normally with the exception of setting time and date.

*Operator Response:* If time and date are required, deactivate the network control program, set the time-of-day clock in the host, and reactivate the network control program.

**IST108I MODIFY FAILED - NETWORK SOLICITOR NOT ACTIVE**

*Explanation:* A MODIFY procname command was entered to deactivate the network solicitor. The command failed because the network solicitor is already inactive.

*System Action:* The command is rejected. System continues processing.

*Operator Response:* None.

**IST109I NETWORK SOLICITOR IS NOW TERMINATED**

*Explanation:* The network solicitor was successfully terminated as a result of a MODIFY procname command.

*System Action:* System continues processing.

*Operator Response:* None.

**IST110I NETWORK SOLICITOR STARTED**

*Explanation:* The network solicitor was successfully started as a result of a MODIFY procname command.

*System Action:* System continues processing.

*Operator Response:* None.

**IST111I MODIFY FAILED - nnn VALUE LESS THAN 1**

*Explanation:* The number nnn entered in a MODIFY procname command to change the negative response to polling (in the NEG POLL operand), or the NCP session limit (in the SESSION operand) was 0. The value specified must be in the range 1 through 255.

*System Action:* The command is rejected. System continues processing.

*Operator Response:* Probable user error. Verify the value to be entered and reenter the MODIFY NET command using the correct value in the NEG POLL or the SESSION operand.

**IST113I MODIFY FAILED - TEST ALREADY IN PROGRESS**

*Explanation:* A request to initiate a TOLTEP test from the system console via the MODIFY procname command failed. A test is already in progress from the system console.

*System Action:* The command is rejected. System continues processing.

*Operator Response:* Probable user error. Terminate the previous TOLTEP test before reentering the MODIFY procname command.

**IST114I SYNTAX ERROR IN mem MEMBER OF VTAM DEFINITION LIBRARY**

*Explanation:* While reading member mem of the SYS1.VTAMLST data set, a syntax error was detected in one of the statements stored in that member.

*System Action:* A subsequent message describes which VTAM function could not complete. System continues processing.

*Programmer Response:* Correct the specified data set member using the information displayed in the next message.

**IST115I INSUFFICIENT STORAGE TO READ mem MEMBER OF VTAM DEF LIB**

*Explanation:* Because of insufficient storage, member mem of the SYS1.VTAMLST data set was not completely read.

*System Action:* A subsequent message describes which VTAM function could not complete. System continues processing.

*Programmer Response:* Correct the specified data set member using the information displayed in the next message.

**IST116I MEMBER mem NOT FOUND ON VTAM DEFINITION LIBRARY**

*Explanation:* The search for member mem on the SYS1.VTAMLST data set was not successful.

*System Action:* A subsequent message describes which VTAM function could not complete. System continues processing.

*Programmer Response:* Correct the specified member of SYS1.VTAMLST using the information displayed in the next message.

**IST117I I/O ERROR READING mem MEMBER OF VTAM DEFINITION LIBRARY**

*Explanation:* An I/O error occurred while reading the member mem of the SYS1.VTAMLST data set.

*System Action:* A subsequent message describes which VTAM function could not complete. System continues processing.

*Operator Response:* Probable hardware error. Respond to the next message. If message recurs, follow the problem determination action.

*Problem Determination:* Table I, items 2, 18, 30.

**IST118I ERROR IN LIST = xx - ALL START PROCEDURE PARAMETERS IGNORED**

*Explanation:* xx is a two character identifier specified in the LIST parameter of the START command. When VTAM initialization processed the parameters in this list, an error was encountered. That error is reported in a previous message. All parameters in the list and any entered at the console have been lost.

*System Action:* The system prompts the operator to enter parameters for the START command and begins processing the parameters entered.

*Operator Response:* Do not enter a LIST parameter specifying the same ID or the error will recur. Reenter all the required parameters individually.

*Programmer Response:* Correct the predefined list that caused the error before it is used again.

**IST119I SYNTAX ERROR IN START PARM prm - ALL PARMS IGNORED**

*Explanation:* The operator entered a parameter string containing a syntax error in the keyword starting with prm. No parameters have been processed.

*System Action:* The operator is prompted for correct input by message IST125A and VTAM waits for the response.

*Operator Response:* Probable user error. Reenter the entire line, correcting the syntax error, or default by entering a blank.

**IST120I LOGON COMPLETE FOR NODE xxx**

*Explanation:* VTAM finished processing the LOGON portion of a VARY NET,ACT command or a VARY NET,LOGON command for node xxx.

*System Action:* System continues processing.

*Operator Response:* None.

**IST121I VARY FAILED - CANNOT LOGON xxx TO appl**

*Explanation:* An attempt to connect terminal xxx or LUxxx to application program appl failed due to one of the following:

- Application appl is not defined to VTAM or is not included in an active major node.
- appl is not an application program name.
- Application appl has blocked all logons or is quiescing (closing its ACB).
- Insufficient buffers for UECB.

*System Action:* Processing of the command is terminated.

*Operator Response:* Probable user error. Verify that the correct names are being used. If not, reenter with the correct names. If the message recurs, wait until the error has been corrected before retrying the command.

*Programmer Response:* Check the possible reasons for the failure, and correct the error. Check that terminal operator messages are not confirming the third cause above.

**IST122I ATTACH OF A VTAM SUB TASK subttt FAILED**

*Explanation:* One of the VTAM subtasks, subttt, could not be attached because it could not be located on SYS1.LINKLIB.

*System Action:* VTAM terminates. System continues processing.

*Operator Response:* Probable user error. Ensure that the subtask named subttt is on SYS1.LINKLIB before attempting another start of VTAM.

**IST123I MODIFY NETSOL FAILED - INSUFFICIENT STORAGE**

*Explanation:* A MODIFY procname command was entered to stop the network solicitor; it failed due to insufficient storage.

*System Action:* The command is rejected. System continues processing.

*Operator Response:* Wait for a short period and then reenter the command. In the event of repeated failure, notify the system programmer of this message.

*Programmer Response:* This message indicates that storage requirements for VTAM were underestimated. Check storage estimates and increase storage allocation where possible.

**IST124I STOP COMMAND REJECTED - NOT SUPPORTED FOR VTAM**

*Explanation:* The STOP command entered for the VTAM task is not supported by VTAM. The VTAM task cannot be stopped without terminating all of VTAM.

*System Action:* The STOP command is rejected. System continues processing.

*Operator Response:* In order to terminate VTAM, use a HALT NET or a HALT NET,QUICK command.

**IST125A ENTER CORRECTED VTAM OPTIONS - EXCEPT LIST = - OR DEFAULT**

*Explanation:* An error has been encountered while processing the VTAM START command. The error was reported in a previous message. The operator is now being prompted to correct the errors by entering specific parameters.

*System Action:* Parameters entered in reply to this prompt are processed. If a LIST parameter is entered, it is ignored.

*Operator Response:* Enter corrected parameters (except LIST) or enter a blank to indicate that default values are desired.

**IST126I xxx MODE NOT SUPPORTED DUE TO LOADING FAILURE**

*Explanation:* A VTAM processing mode represented by xxx, which is normally supported, is not usable because a required module cannot be loaded. VTAM cannot support mode xxx.

*System Action:* System continues processing.

*Programmer Response:* No action is necessary if the absence of the indicated mode does not affect operations. Otherwise, system libraries must be checked for the presence of a load module named xxx. It must be included if not found.

**IST127I appl STILL ACTIVE - VTAM TERMINATION WAITING**

*Explanation:* VTAM cannot terminate because the application program appl has not yet closed.

*System Action:* VTAM termination processing is delayed until the application is closed. System continues processing.

*Operator Response:* Cancel the job that contains the application program appl.

**IST128I HALT OF VTAM ALREADY IN PROGRESS**

*Explanation:* A HALT NET command was issued to terminate VTAM, but a previous HALT NET command is still in progress. The only acceptable combination is a HALT NET command followed by a HALT NET,QUICK command.

*System Action:* The command is ignored. VTAM is currently terminating and continues in this state.

*Operator Response:* If you want to close down the VTAM network at once, enter HALT NET,QUICK. Otherwise, allow the normal HALT NET to continue the closedown.

**IST129I UNRECOVERABLE ERROR ON NODE xxx - VARY INACT SCHEDULED**

*Explanation:* An unrecoverable error occurred in either a communications controller or an SDLC cluster controller.

*System Action:* A VARY NET,INACT command is automatically issued by VTAM for the controller.

*Operator Response:* Probable hardware error. No action is necessary if the absence of the indicated node does not affect operations. Otherwise follow the problem determination action.

*Problem Determination:* Table I, items 2, 18, 30.

**IST130I VTAM SUBTASK subttt NOT REATTACHED - ABEND COUNT EXCEEDED**

*Explanation:* A VTAM subtask, subttt, abnormally terminated and has attempted by means of its STAE exit to be reattached. Each time the STAE exit is entered, a count is incremented and the subtask is reattached by VTAM. When this abend count reaches a value of 5 (or 25 for the network solicitor), VTAM does not reattach the subtask.

*System Action:* No further attempts to attach the subtask are made. System continues processing. VTAM continues without the support of the subtask.

*Operator Response:* If the support of the subtask is required for continued operation, try the appropriate MODIFY procname command. If that fails, a HALT NET command followed by a START command can be attempted.

*Problem Determination:* Table I, items 2, 16, 29.

**IST131I VTAM SUBTASK subttt NOT REATTACHED - INSUFFICIENT STORAGE**

*Explanation:* A VTAM subtask, subttt, abnormally terminated; the storage required to reattach the subtask is not available.



*System Action:* The subtask is not reattached. VTAM continues without the support of the subtask.

*Operator Response:* If the support of the subtask is required for continued operation, free storage if possible, then use the appropriate MODIFY procname command to reattach the subtask. If this fails, a HALT NET command followed by a START command can be attempted.

**IST132I VTAM SUBTASK subttt NOT REATTACHED - CANNOT BE FOUND**

*Explanation:* A VTAM subtask, subttt, abnormally terminated. An attempt was made to reattach it, but the subtask could not be located on the system libraries.

*System Action:* The subtask is not reattached. VTAM continues without the support of the subtask.

*Operator Response:* Ensure that the subtask is included in the SYS1.VTAMLIB data set, then restart VTAM.

**IST133I VTAM TERMINATION IN PROGRESS**

*Explanation:* VTAM is terminating because of an unrecoverable error, or because a HALT NET command has been issued.

*System Action:* All VTAM processing is terminated. All VTAM application programs must close their VTAM ACBs or be canceled. After all application programs are closed, VTAM terminates its own task(s).

*Operator Response:* This is an awareness message only. If the message is the result of a HALT NET command, no response is required. If it is caused by an abnormal termination, the cause of the termination should be derived from preceding messages.

**IST134I 370X = xxxxxxxx**

*Explanation:* This message is part of a VTAM display received in response to a VTAM DISPLAY command. xxxxxxxx is the name of the communications controller for the node specified in the DISPLAY command.

*System Action:* Processing continues.

*Operator Response:* None.

**IST135I PHYSICAL UNIT = xxxxxxxx,yyyyyy**

*Explanation:* This message is part of a terminal display resulting from a DISPLAY command with the ID of a logical unit (LU).

xxxxxxx is the name of the physical unit (PU) associated with the logical unit.

yyyyyy is the channel unit address of the physical unit and is present only if the display is for a logical unit of a local major node.

*System Action:* Processing continues.

*Operator Response:* None.

**IST136I xxxxxxxx SUBAREA = yyyyyyy**

*Explanation:* This message is part of a physical unit (PU) or logical unit (LU) display resulting from a DISPLAY command. xxxxxxxx is either SWITCHED or LOCAL and is the type of subarea (major node) in which the logical unit or physical unit exists (if defined in a local or switched major node).

yyyyyy is the name of the subarea (major node).

*System Action:* Processing continues.

*Operator Response:* None.

**IST137I CONFIG xxxxxxxx BYPASSED - LOCAL ADDR OF LU yyyyyyy INVALID**

*Explanation:* The LOCADDR value specified for LU yyyyyyy is

out of sequence. A local major node definition requires all LU statements below the PU statement to which they apply to be arranged in ascending order by local addresses.

*System Action:* The system continues processing. Logical unit yyyyyyy is not included in the VTAM network.

*Operator Response:* None.

*Programmer Response:* Correct the local major node definition statements and refile them in SYS1.VTAMLST (using the same member name originally assigned to that local major node). When VTAM is again initialized or activated with the VARY command, the logical unit will be included in the VTAM network.

**IST138I 3791 ERROR**

*Explanation:* An error condition has been detected by the TPIO channel end appendage during communication between VTAM and a locally attached 3791. The data provided is represented as follows:

cua = control unit address  
b....b = error definition  
d....d = ccw  
csws = csw status  
ssss = sense bytes

*System Action:* The system takes various actions related to the error definition information given in 'b....b'.

*Operator Response:* Notify installation support personnel. Keep a record of the occurrence of the message and the condition causing it, for problem determination.

**IST139I DISPLAY PATHS FAILED - NODETYPE OF xxxxxxxx IS NOT PU IN SW SUBAREA**

*Explanation:* A DISPLAY PATHS command was entered for the node specified in the message, which was not a physical unit (PU). Dial-out path information may only be obtained for a physical unit of a switched major node.

*System Action:* VTAM rejects the DISPLAY PATHS command.

*Operator Response:* Correct the node ID and reenter the DISPLAY PATHS command.

**IST140I VARY FAILED - NODE xxx IS INVALID**

*Explanation:* An attempt to deactivate node xxx via a VARY NET command failed. The node was invalidly defined in the VTAM definition process. (A definition error caused the node to be flagged as 'invalid').

*System Action:* Processing of the VARY NET command is terminated. System continues processing.

*Operator Response:* Check the spelling of the node name. If incorrect, retry with the correct name. If you are entering the name correctly, wait until the name has been validated before retrying.

*Programmer Response:* Probable user error. Either supply the operator with an alternate, valid node name, or validate the name xxx by amending the appropriate VTAM definition statements.

**IST141I NODE xxx NOW DORMANT**

*Explanation:* A VARY NET,INACT command to node xxx proceeded to the point where all I/O operations to the node are complete. The unit is logically disconnected from VTAM.

*System Action:* The VARY NET operation continues.

*Operator Response:* If the hardware was being deactivated to allow for maintenance or physical switching, the operation can now be performed.

**IST142I CONFIG xxxxxxxx BYPASSED PATH MACRO  
yyyyyyyy ERROR REASON CODE n**

*Explanation:* The reason codes (n) are as follows:

1. There is no dial number table or group name table built in this segment. The MAXNO or MAXGRP value on the VBUILD macro is zero or defaulted.
2. There is no path table built for this physical unit. The MAXPATH value on the preceding PU macro is zero or defaulted.
3. There is no more space in the path table of this PU for a new path entry. The number of paths specified exceeds the MAXPATH value of this PU statement.
4. There is no more space in the dial number table to store the new DIALNO specified in this PATH macro. The number of unique dial numbers exceeds the MAXNO value specified on the VBUILD macro.
5. There is no more space in the group name table to store the new GRPNM specified on this PATH macro. The number of unique group names exceeds the MAXGRP value specified on the VBUILD macro.

*System Action:* The system continues processing. The configuration specified in the message will not be added to the VTAM network.

*Operator Response:* Notify installation support personnel. Keep a record of the occurrence of this message. After error correction, use the VARY command to activate the configuration again.

**IST143I FUNCTION FOR ID = xxxxxxxx REJECTED - NO  
STORAGE**

*Explanation:* In an attempt to process a session services function, a request for storage was rejected. The function was not performed. This node and its subordinate nodes are unusable by VTAM and VTAM applications.

*System Action:* The system continues processing.

*Operator Response:* The operator may issue a VARY INACT,I command against the ID, and when complete, issue a VARY ACT.

**IST144I POTENTIAL OPEN CONNECTION ON ID = xxxxxxxx**

*Explanation:* A failure has occurred on a device associated with the specified link.

*System Action:* The system continues processing.

*Operator Response:* Manually hang up the modem for the specified link.

**IST145I FUNCTION FOR ID = xxxxxxxx REJECTED - NODE  
UNUSABLE**

*Explanation:* A failure has occurred on the specified ID. In attempting to schedule error recovery procedures, storage was not available. Error recovery was not scheduled.

*System Action:* The system continues processing.

*Operator Response:* The operator may issue a VARY INACT,I against the ID, and when complete, issue a VARY ACT.

**IST146I LINE NAME = xxxxxxxx STATUS = yyyyy**

*Explanation:* This message results when a DISPLAY command is issued against a port. The message specifies the line associated with the port.

*System Action:* The system continues processing.

*Operator Response:* None.

**IST147I PORT NAME = xxxxxxxx STATUS = yyyyy**

*Explanation:* This message results when a DISPLAY command is issued against a dial-in line. The message specifies the port for that line. yyyyy may be ACT or INACT.

*System Action:* The system continues processing.

*Operator Response:* None.

**IST148I DIAL OUT PATH INFORMATION FOR PHYSICAL UNIT  
xxxxxxx**

*Explanation:* This message is part of a VTAM display in response to a VTAM DISPLAY PATHS command. The message specifies the name of the physical unit for which the paths are being displayed.

*System Action:* The system continues processing.

*Operator Response:* None.

**IST149I LINE GRP TELEPHONE NO  
PID GID CNT**

*Explanation:* This message is part of a VTAM display in response to a VTAM DISPLAY PATHS command. LINE GRP is the line group from the GROUP statement in the NCP definition.

TELEPHONE NO is the dial characters to be used when initiating a connection with a physical unit over a switched link.

PID is the path identifier.

GID is the path group identifier for a group of paths across all physical units.

CNT is the number of times the dial operation is to be retried at the NCP.

*System Action:* The system continues processing.

*Operator Response:* None.

**IST151I MODIFY LINE SCHEDULING PARMS FAILED FOR  
ID = xxxxxxxx - I/O ERROR**

*Explanation:* A MODIFY procname command was entered to change the parms delay of a line whose ID is xxxxxxxx, but a permanent I/O error occurred.

*System Action:* The command is rejected and the parm value is unchanged. System continues processing.

*Operator Response:* Using the DISPLAY command, determine whether any terminals attached to line xxxxxxxx are engaged in active sessions with the communications controller. When the active sessions cease, reissue the command.

**IST152I VARY INACTIVATE FAILED - I/O ERROR ON 370X  
xxx**

*Explanation:* A VARY NET,INACT command failed due to a permanent I/O error on the communications controller represented by xxx. The error caused the controller to be removed from the network and therefore to be unavailable to VTAM.

*System Action:* The VARY NET command is rejected. The specified communications controller is removed from the VTAM network. System continues processing.

*Operator Response:* Probable hardware error.

*Problem Determination:* Table I, items 2, 18, 30.

**IST153I PENDING INACTIVATE TO xxx OVERRIDDEN**

*Explanation:* A previous VARY NET,INACT command had placed node xxx in a deactivate pending status. A VARY NET,INACT,I command (with the immediate operand) was issued to remove the node from pending status and complete the deactivation process.

*System Action:* The specified node is made inactive when the deactivate processing completes.

*Operator Response:* None.

**IST154I ERROR RECOVERY FOR dev FAILED - INSUFFICIENT STORAGE**

*Explanation:* An I/O error occurred on device dev which is allocated to VTAM. The VTAM error recovery procedure (ERP) routines attempted to recover but could not complete due to insufficient storage.

*System Action:* System continues processing. The device specified is treated as unavailable to VTAM since it has been neither recovered nor deactivated.

*Operator Response:* Deactivate the specified node using a VARY NET,INACT,I command.

**IST156I UNABLE TO DEALLOCATE xxx - COMMAND CONTINUES**

*Explanation:* A VARY NET,INACT command was entered to deallocate a higher-level node that includes a set of subordinate nodes. During the processing of the command, subordinate node xxx could not be deallocated.

*System Action:* The VARY NET,INACT command continues deallocation processing on other subordinate nodes. Node xxx is not deallocated.

*Operator Response:* Enter a VARY NET,INACT command for node xxx to deallocate (deactivate) the node.

**IST157I 370X COMMAND - 'DEACTIVATE PHYSICAL UNIT' FAILED FOR xxx**

*Explanation:* A VARY NET,INACT command was issued for a higher-level node. During the internal processing for this command, a deactivate-physical-unit command for node xxx failed.

*System Action:* The failure is signaled back to the VARY command processor. Further messages are issued by VTAM that describe any action taken as a result of this failure.

*Operator Response:* No direct response to this message is required. Follow instructions for subsequent messages.

**IST158I 370X COMMAND - 'SWITCH LINE' FAILED FOR xxx**

*Explanation:* A network control program switch-line facility (to switch a PEP line to the emulation mode) was invoked as part of the processing for a VARY NET,INACT command. The command failed for the line designated as xxx.

*System Action:* The line is not switched to the emulation mode. Further messages are issued by VTAM that describe any action taken as a result of this failure.

*Operator Response:* No direct response to this message is required. Follow instructions for subsequent messages.

**IST159I - 'RECORD DEVICE STATISTICS' FAILED FOR xxx**

*Explanation:* The record-device-statistics (RDVSTAT) facility was invoked as part of the processing for a VARY NET,INACT command. The command failed for the node designated as xxx.

*System Action:* Device statistics are not gathered for node xxx. Further messages are issued by VTAM that describe any action taken as a result of this failure.

*Operator Response:* No direct response to this message is required. Follow instructions for subsequent messages.

**IST161I 370X COMMAND - 'DEACTIVATE LINE' FAILED FOR xxx**

*Explanation:* A network control program deactivate line-facility was invoked as part of the processing for a VARY NET,INACT command. The command failed; line xxx is not deactivated.

*System Action:* The failure is signaled back to the VARY NET command processor. Further messages are issued by VTAM that describe any action taken as a result of this failure.

*Operator Response:* No direct response to this message is required. Follow instructions for subsequent messages.

**IST162A OPTION TO POWER OFF xxx AVAILABLE - REPLY 'YES' OR 'NO'**

*Explanation:* A VARY NET,INACT command was issued for network control program xxx. The power supply to the communications controller containing this network control program can be switched off remotely. The operator is being invited to switch the power off or leave it on.

*System Action:* VTAM waits for a reply. If YES is entered, the power supply to the communications controller is switched off; if NO is entered, the power supply remains on.

*Operator Response:* Enter YES or NO.

**IST163I MODIFY DUMP FAILED - QUIESCE COMMAND TO xxx FAILED**

*Explanation:* As a result of a MODIFY procname, DUMP command, VTAM issued a Quiesce Control command to the communications controller xxx, and the command has failed.

*System Action:* The MODIFY procname command terminates. System continues processing.

*Operator Response:* Previously-issued console messages describe the detailed cause of the failure. Retry the MODIFY procname command since the status of the communications controller has not yet changed.

*Problem Determination:* Table 1, item 2.

**IST164I DUMP OF xxx TERMINATED - MODIFY CONTINUING DEACTIVATION**

*Explanation:* A MODIFY procname, DUMP command has failed to yield a complete dump of the communications controller's storage.

*System Action:* The dump of communications controller xxx terminates, but the MODIFY procname command continues to deactivate the node since the original NCP has been destroyed.

*Operator Response:* Previously-issued console messages describe the detailed cause of the failure.

*Problem Determination:* Table 1, item 2.

**IST167I NO DIAL OUT PATH FOR xxxxxxxx**

*Explanation:* This message is part of a VTAM display in response to the VTAM DISPLAY PATHS command. No dial out paths exist for physical unit xxxxxxxx.

*System Action:* Processing continues.

*Operator Response:* None.

**IST168I xxxxxxxx tttttttttttttttttttttttttttttt ppp ggg ccc  
aaa mmm**

*Explanation:* This message is part of a VTAM display in response to the VTAM DISPLAY PATHS command.

xxxxxxx is the line group name for this path.

ttt...tt are the dial characters to be used in initiating a connection with a physical unit over a switched link.

ppp is the path identifier (PID).

ggg is the group identifier (GID) for a group of paths across all physical units.

ccc is the number of times the dial operation is to be retried at the NCP.

aaa can be either AVA, meaning that the path is available for use by VTAM, or NAV, meaning that the path is not available.

mmm can be either MAN for manual dial, or AUT for automatic dial.

*System Action:* Processing continues.

Operator Response: None.

**IST169I DISCONNECTION CAUSED VARY INACT FOR  
PU = xxxxxxxx**

*Explanation:* One of the following conditions has occurred:

1. DISCNT = YES was specified on a PU macro and all LU-LU sessions (logical unit - VTAM application program) sessions were ended.
2. DISCNT = NO was specified and either a Request Disconnect of an immediate type was received from the physical unit, or a Request Disconnect of a normal type was received from the PU and all LU-LU applications sessions ended.
3. All LU-LU application program sessions ended due to a character-coded LOGOFF command with HOLD = NO specified.

*System Action:* The system continues processing.

*Operator Response:* None.

**IST170I LINES =**

*Explanation:* This is a header line for a VTAM display of NCP status. The following lines of display indicate which lines are associated with the NCP.

*System Action:* Not applicable.

*Operator Response:* Not applicable.

**IST171I ACTIVE SESSIONS = xxxx      SESSION  
REQUESTS = yyyy**

*Explanation:* This line is used to format a display of the number of active sessions and logon requests for an application.

xxxx = number of active sessions for the application.

yyyy = number of logon requests to the application.

*System Action:* Not applicable.

*Operator Response:* Not applicable.

**IST172I NO xxxxxxxxxxxxxxxx yyyyyyyy**

*Explanation:*

xxxxxxxxxxxxx = either LINES, or NETWORK NODES, or TERMINALS, or SESSIONS.

yyyyyyyy = either ACTIVE or INACTIVE or EXIST.

This line is in response to a VTAM display of an NCP, line, cluster or application. No resources of the type named (lines, network nodes, terminals or sessions) have the named status (active, inactive, or none exist).

*System Action:* Not applicable.

*Operator Response:* Not applicable.

**IST174I WARNING: IOBUF THRESHOLD VALUE TOO LOW  
FOR BUF UTILIZATION**

*Explanation:* The threshold of the buffer pool IOBUF must be at least as large as a maximum request for the buffers that will hold I/O data. A smaller threshold may cause a large request for storage to be deferred for an indefinite period of time. In addition, a smaller threshold could enable a READ request to be deferred while other storage requests (those used to handle I/O to the NCP) are satisfied.

*System Action:* The system continues processing.

*Operator Response:* Either continue or notify installation support personnel.

*Programmer Response:* Increase the threshold for IOBUF. (See the VS2 System Programming Library: VTAM, GC28-0688.)

**IST175I DISPLAY FAILED - VTAM ERROR. R0 = xxxxxxxx,  
R15 = yyyyyyyy**

*Explanation:* Internal VTAM error. DISPLAY command

processor received invalid feedback from INQUIRE processor. For an explanation of register values, refer to Appendix C of VTAM Macro Language Reference GC27-6995.

*System Action:* Not applicable.

*Operator Response:* Retry the command. If the situation persists, notify installation support personnel.

**IST176I aaaaaaa FAILED - xxxxxxxx AND yyyyyyyy ARE  
CONFLICTING OPTIONS**

*Explanation:* The specified command failed because the options specified (xxxxxxx and yyyyyyyy) are mutually exclusive and should not appear on the same command.

*System Action:* The command is rejected.

*Operator Response:* Probable user error. Reenter the command using only one of the options specified above, and verifying that no other conflicting options appear.

**IST180I OPEN FAILED ON CKPT DS xxxxxxxx MAJ NODE  
yyyyyyyy RTNCD = aa,bb**

*Explanation:* The VSAM function (OPEN) failed for the specified checkpoint data set.

xxxxxxx is the checkpoint data set name.

yyyyyyyy is the major node name.

aa,bb are major and minor return codes from VSAM.

*System Action:* Checkpointing is terminated for this segment.

*Operator Response:* User response will be determined by the VSAM return codes. (See OS/VS VSAM Programmers Guide, GC26-3818.)

**IST181I CLOSE FAILED ON CKPT DS xxxxxxxx MAJ NODE  
yyyyyyyy RTNCD = aa,bb**

*Explanation:* The VSAM function (CLOSE) failed for the specified checkpoint data set.

xxxxxxx is the checkpoint data set name.

yyyyyyyy is the major node name.

aa,bb are major and minor return codes from VSAM.

*System Action:* Checkpointing is terminated for this segment.

*Operator Response:* Probable hardware error. Refer to the explanation of VSAM major and minor return codes in OS/VS VSAM Programmers Guide, GC26-3818.

**IST182I UNABLE TO GET STORAGE FOR CKPT - xxxxxxxx  
MAJOR NODE yyyyyyyy**

*Explanation:* VSAM was unable to obtain storage for the specified checkpoint data set.

xxxxxxx is the checkpoint data set name.

yyyyyyyy is the major node name.

*System Action:* Checkpointing is terminated for this segment.

*Operator Response:* None.

**IST183A xxxxxxxx FOUND LOADED WITH yyyy - REPLY  
YES/NO TO RE-IPL**

*Explanation:* During the restart of a configuration, VTAM found the specified ID to be loaded with the indicated NCP.

AUTO-SYNCH = NO was specified on the restart command for this ID. The operator may therefore decide to re-IPL the specified NCP or continue with it as it is.

*System Action:* The system continues processing. If there is no reply given, the message will be reissued.

*Operator Response:* If the operator wishes to re-IPL the indicated NCP, he must reply YES. If no re-IPL is desired, he must reply NO.

**IST184I I/O ERROR ON CKPT DS xxxxxxxx MAJ NODE  
yyyyyyyy, RTNCD = aa,bb**

*Explanation:* An I/O error occurred for the checkpoint data set

specified.

xxxxxxx is the checkpoint data set name.

yyyyyyy is the major node name.

aa,bb are major and minor return codes from VSAM.

*System Action:* Checkpointing is terminated for this segment.

*Operator Response:* Probable hardware error. Refer to the explanation of VSAM major and minor return codes in *OS/VS VSAM Programmers Guide*, GC26-3818.

**IST185I LOGICAL ERROR OCCURRED ON CHECKPOINT DS  
xxxxxxx MAJOR NODE yyyyyyy**

*Explanation:* An incompatibility exists between the checkpoint data set and VSAM system control blocks.

xxxxxxx is the checkpoint data set name.

yyyyyyy is the major node name.

*System Action:* Checkpointing is terminated for this segment.

*Operator Response:* Verify that the checkpoint data set is appropriate for the major node being activated.

**IST186I xxxxxxxx ACTIVATED COLD - CHECKPOINT DATA  
SET yyyyyyy EMPTY**

*Explanation:* The specified ID has been activated cold since the specified checkpoint data set is empty. A warm activation requires that the segment be previously checkpointed.

*System Action:* The command continues with the segment activated cold.

*Operator Response:* None.

**IST187I VARY FAILED FOR xxxxxxxx - CHECKPOINT DATA  
SET yyyyyyy EMPTY**

*Explanation:* The specified ID failed to activate since the specified checkpoint data set is empty. A warm activation requires that the segment be previously checkpointed.

*System Action:* The command is terminated.

*Operator Response:* Reenter the command without specifying WARM.

**IST188I VARY FAILED FOR xxxxxxxx - CHECKPOINTING  
ERROR IN yyyyyyy**

*Explanation:* The specified ID failed to activate because an error occurred during the use of the specified checkpoint data set. An error of this type may effect the integrity of the Resource Definition Table (RDT).

*System Action:* The command is terminated.

*Operator Response:* Reenter the command. If the problem persists, notify installation support personnel.

**IST189I xxxxxxxx ACTIVATED COLD - NO CHECKPOINT  
DATA SET**

*Explanation:* The indicated ID has been activated cold since no checkpoint data set was specified. A checkpoint data set is required for a warm activation.

*System Action:* The command continues with the segment activated cold.

*Operator Response:* None.

**IST190I VARY FAILED FOR xxxxxxxx - NO CHECKPOINT  
DATA SET**

*Explanation:* The indicated ID failed to activate since no checkpoint data set was specified. A checkpoint data set is required for a warm activation.

*System Action:* The command is terminated.

*Operator Response:* Reenter the command without specifying WARM.

**IST191I xxxxxxxx SYNTAX ERROR**

*Explanation:* The syntax rules for the specified VTAM command have been violated.

*System Action:* The command is not executed.

*Operator Response:* Correct the syntax and retry the command.

**IST192I POA MSG TRANSFER FAILED - INSUFFICIENT  
STORAGE**

*Explanation:* VTAM was unable to allocate storage for a message to be transferred to a programmed operator application.

*System Action:* The message will be issued to the system console.

*Operator Response:* Attempt to process message normally from the system console and notify the remote operator.

*Programmer Response:* Review the amount of storage allocated to VTAM and make any necessary adjustments.

**IST193I REPLY xx IGNORED; REPLY TOO LONG FOR  
REQUESTOR**

*Explanation:* A REPLY xx command was entered and the reply text was too long for the user's buffer.

*System Action:* The REPLY xx command is ignored. The system continues processing.

*Operator Response:* Probable user error. Enter the REPLY command again correctly.

**IST194I REPLY xx NOT OUTSTANDING**

*Explanation:* A REPLY xx command was entered, however there is no outstanding reply request with the identification xx. Either the message request has already been answered or the message reply identification xx is incorrect.

*System Action:* The REPLY xx command is ignored.

*Operator Response:* If the reply identification was entered incorrectly, enter the command again correctly.

**IST195I REPLY xx IGNORED; NON-DECIMAL ID**

*Explanation:* A REPLY xx command was entered specifying a non-decimal identification. The REPLY xx command must be entered as decimal digits with or without a leading zero in identifications 01 through 09.

*System Action:* The REPLY xx command is ignored. The system continues processing.

*Operator Response:* Probable user error. Enter the REPLY command again correctly.

**IST196I REPLY xx IGNORED; IMPROPER USE OF DELIMITER**

*Explanation:* REPLY xx was invalid for one of the following reasons:

- A closing apostrophe did not follow the text when the text was preceded by an apostrophe.

- A comma did not immediately follow the identification.

*System Action:* The REPLY xx command is ignored. The system continues processing.

*Operator Response:* Probable user error. Enter the REPLY command again correctly.

**IST197I SAVED CONFIGURATION xxxxxxxx READ FROM  
VTAMOBJ**

*Explanation:* VTAM system definition has located a copy of the configuration which was activated by a VARY command. It was found on the VTAMOBJ data set. A copy of the configuration was saved during a previous activation. The definition of this configuration on the VTAMLST data set is not referenced.

**System Action:** The system continues processing.  
**Operator Response:** None.

**NOTE:** Any changes made to the definition of a configuration since the first copy was saved on VTAMOBJ will not be in effect.

**IST201I xxx CATASTROPHIC I/O ERROR val - NCP RESPONSE = aa-bb**

**Explanation:** This message indicates that an unrecoverable I/O error occurred at node xxx. The node may be a terminal, line, or communications controller. This message is issued for all hardware check extended response status except equipment check. val is the hexadecimal value of the NCP command code and modifier; aa is the hexadecimal value of the NCP system response code; bb is the hexadecimal value of the NCP extended response code.

**System Action:** The application is informed that this device is no longer usable. VTAM continues processing for other nodes.  
**Operator Response:** Enter a VARY NET,INACT command for this node.

**Problem Determinations:** Table I, items 2, 18, 30.

**IST202I xxx PERMANENT I/O ERROR val - NCP RESPONSE = aa-bb**

**Explanation:** The communications controller detected an uncorrectable I/O error for VTAM node xxx. The error may have occurred at the device, the line, or in the communications controller. This message is issued for data check, error BSC status, buffer pool end, or lost data. val is the hexadecimal value of the NCP command code and modifier; aa is the hexadecimal value of the NCP system response code; bb is the hexadecimal value of the NCP extended response code.

**System Action:** System continues processing. The application is informed that this device is no longer usable.

**Operator Response:** Probable hardware error. Enter a VARY NET,INACT command for the node.

**Problem Determination:** Table I, items 2, 18, 30.

**IST203I xxx PERMANENT I/O ERROR val - BSC STATUS = aa-bb**

**Explanation:** An uncorrectable I/O error was detected for a remote 3270 terminal represented as xxx. This message is issued for data check, error BSC status, buffer pool end, or lost data. val is the hexadecimal value of the NCP command code and modifier; aa is the hexadecimal value of BSC status byte 1; bb is the hexadecimal value of BSC status byte 2.

**System Action:** System continues processing. The application is informed that this device is no longer usable.

**Operator Response:** Probable hardware error. If message recurs often, enter a VARY NET,INACT command for the node.

**Problem Determination:** Table I, items 2, 18, 30.

**IST204I xxx EQUIPMENT CHECK val - NCP RESPONSE = aa-bb**

**Explanation:** This message indicates that an undeterminable hardware malfunction has occurred on node xxx. It is issued for NCP equipment check extended response. val is the hexadecimal value of the NCP command code and modifier; aa is the hexadecimal value of the NCP system response code; bb is the hexadecimal value of the NCP extended response code.

**System Action:** The application is informed that this device is no longer usable. VTAM continues processing for other nodes.

**Operator Response:** Probable hardware error. Issue a VARY NET,INACT command for the node.

**Problem Determination:** Table I, items 2, 18, 30.

**IST205I xxx COMMAND REJECT val - NCP RESPONSE = aa-bb**

**Explanation:** This message indicates that an invalid command was scheduled to node xxx by an application program. The message is also issued if the application program attempts an invalid conversational reply. val is the hexadecimal value of the NCP command code and modifier; aa is the hexadecimal value of the NCP system response code; bb is the hexadecimal value of the NCP extended response code.

**System Action:** System continues processing.

**Operator Response:** Probable user error. Follow the problem determination action.

**Problem Determination:** Table I, item 2.

**IST206I xxx DATA CHECK val - NCP RESPONSE = aa-bb**

**Explanation:** The VTAM node xxx has detected a permanent data-check error and has posted it to the requesting application program. val is the hexadecimal value of the NCP command code and modifier; aa is the hexadecimal value of the NCP system response code; bb is the hexadecimal value of the NCP extended response code.

**System Action:** VTAM continues processing for other nodes.

The application is notified of the error condition.

**Operator Response:** Probable hardware error. If the message recurs often, issue a VARY NET,INACT command to deactivate the node.

**Problem Determination:** Table I, items 2, 18, 30.

**IST207I xxx DATA CHECK val - BSC STATUS = aa-bb**

**Explanation:** The VTAM remote 3270 terminal represented as xxx has detected a permanent data check error and has posted it to the requesting application program. val is the hexadecimal value of the NCP command code and modifier; aa is the hexadecimal value of BSC status byte 1; bb is the hexadecimal value of BSC status byte 2.

**System Action:** VTAM continues processing. The application is notified of the error condition.

**Operator Response:** Probable hardware error. If the message recurs often, issue a VARY NET,INACT command to deactivate the node.

**Problem Determination:** Table I, items 2, 18, 30.

**IST208A xxx INTERVENTION REQD val - NCP RESPONSE = aa-bb**

**Explanation:** The VTAM node xxx has had an intervention-required situation detected by the 370X NCP. val is the hexadecimal value of the NCP command code and modifier; aa is the hexadecimal value of the NCP system response code; bb is the hexadecimal value of the NCP extended response code.

**System Action:** VTAM continues processing for other nodes. The application is notified of the intervention-required condition.

**Operator Response:** Attempt to correct the intervention-required condition. If unable to locate or correct it, notify the system programmer.

**Programmer Response:** If the application program has leading graphics or BSC status, it can issue a READ macro instruction to get the device-ready status. Otherwise, it should issue a RESET macro instruction and retry.

**IST209A xxx INTERVENTION REQD val - BSC STATUS = aa-bb**

**Explanation:** The VTAM remote 3270 terminal represented by xxx has detected an intervention-required situation. val is the hexadecimal value of the NCP command code and modifier; aa

is the hexadecimal value of BSC status byte 1; bb is the hexadecimal value of BSC status byte 2.

**System Action:** VTAM continues processing for other nodes. The application is notified of the intervention-required condition.

**Operator Response:** Attempt to correct the intervention-required condition. If unable to locate or correct it, notify the system programmer.

**Programmer Response:** If the application program has leading graphics or BSC status, it can issue a READ macro instruction to get the device-ready status. Otherwise, it should issue a RESET macro instruction and retry.

#### IST210I xxx UNSOLICITED DATA RECEIVED

**Explanation:** VTAM received data from node xxx without having sent any requests for data to that node. The data is discarded by VTAM.

**System Action:** VTAM continues processing. The data is discarded and, except for this message, all request processing continues.

**Operator Response:** Probable user error. Notify the user of node xxx that the data being entered is being discarded. The terminal user should stop entering data until he has established a connection (via LOGON or some other procedure established by the installation).

#### IST211I NCP SLOWDOWN INITIATED FOR xxx

**Explanation:** This message indicates that the specified communications controller has entered system-slowdown mode. For remotely attached communications controllers, xxx is the VTAM node name.

**System Action:** Outbound I/O request scheduling is terminated for the communications controller. VTAM continues servicing inbound processing from the communications controller.

**Operator Response:** No direct action required, but the system programmer should be notified of this occurrence for possible future system definition changes.

#### IST212I NETWORK SHUTDOWN STARTED VIA PANEL CMD FOR xxx

**Explanation:** This message indicates that the specified communications controller has begun auto-network shutdown due to a communications controller panel command. For remotely attached communications controllers, xxx is the VTAM node name.

**System Action:** Outbound I/O request scheduling (with the exception of RESETS) is suspended. VTAM continues servicing inbound processing until all current data is processed.

**Operator Response:** None.

#### IST213I AUTO NETWORK SHUTDOWN STARTED FOR xxx

**Explanation:** This message indicates that the specified communications controller has begun auto-network shutdown. For remotely attached communications controllers, xxx is the VTAM node name.

**System Action:** Outbound I/O request scheduling (with the exception of RESETS) is suspended. VTAM continues servicing inbound processing from the communications controller until all current data is processed.

**Operator Response:** No direct action required, but the system programmer should be notified of this occurrence.

#### IST214I NCP SLOWDOWN TERMINATED FOR xxx

**Explanation:** This message indicates that the specified communications controller has terminated system-slowdown mode. For remotely attached communications controllers, xxx is a VTAM node name.

**System Action:** VTAM outbound I/O request scheduling is resumed for the communications controller.

**Operator Response:** None.

#### IST215I NETWORK SHUTDOWN COMPLETE FOR xxx

**Explanation:** This message indicates that the specified communications controller has completed network shutdown. For remotely attached communications controllers, xxx is a VTAM node name.

**System Action:** All I/O requests to this 370X are quiesced (purged). System continues processing.

**Operator Response:** Issue a VARY NET,ACT command to the communications controller to reactivate the network.

#### IST216I xxx DIAL REQ'D DIALNO = { up to 32 dial digits } NOT AVAIL }

**Explanation:** This message is issued when the NCP has selected a manual dial line for a call-out terminal represented as xxx. DIALNO gives the number to be dialed (up to 32 digits) or states that digits are not available.

**System Action:** System continues processing.

**Operator Response:** Perform the required dial operation.

#### IST217I REMOTE MDR DATA RECORDING SUSPENDED

**Explanation:** A programming error was detected while recording miscellaneous data recorder (MDR) data. Return code 16 was received from the system recorder.

**System Action:** MDR recording is suspended. Any MDR data received from remote devices is discarded. All other VTAM processing continues normally.

**Operator Response:** After the programming error has been corrected, VTAM must be restarted before MDR recording can continue.

#### IST218I NODE xxx REQUIRES MANUAL DIALING - DIAL DIGITS UNDEFINED

**Explanation:** This message is issued when the NCP has selected a manual dial line for a call-out terminal represented as xxx, but the line is undefined in the host.

**System Action:** System continues processing.

**Operator Response:** If the dial digits and modem are known, perform the required dial operation.

#### IST219I xxx NCP CONFIGURATION IS INCOMPATIBLE WITH VTAM

**Explanation:** During normal operations, the NCP detected an incompatible host buffer, or VTAM detected an invalid resource ID.

**System Action:** The NCP is deactivated. If the error is detected by the NCP, message IEA000I is also generated.

**Programmer Response:** Probable user error. Examine the SYSGEN statements for NCP xxx and correct the invalid host buffer specifications. If this is a VTAM-detected error, verify that the NCP load module reflects the correct configuration.

#### IST220I xxx REMOTE 370X TRUNK-LINE FAILURE

**Explanation:** The NCP has incurred a permanent I/O error on the trunk-line associated with remote communications controller xxx.

**System Action:** VTAM automatically issues a VARY NET,INACT command to deactivate any and all communications controllers attached to the failing trunk-line.

**Operator Response:** Probable hardware error. Issue a VARY NET,INACT command for the failing trunk-line.

**Problem Determination:** Table I, items 2, 18, 30.

#### IST267I RESTART OF xxxxxxxx FAILED

**Explanation:** A communications controller or SDLC cluster controller with symbolic node name xxxxxxxx failed. VTAM has attempted to restart it, but the restart failed. The previous message indicates the reason for failure.

**System Action:** The communications controller or SDLC cluster controller is deactivated.

**Operator Response:** Enter a VARY NET,ACT command for the communications controller or the SDLC cluster controller named xxx.

#### IST268I RESTART OF xxx SUCCESSFUL

**Explanation:** A communications controller or SDLC cluster controller with the symbolic node name xxx failed, but was successfully restarted by VTAM.

**System Action:** System continues processing.

**Operator Response:** None.

#### IST269I ATTEMPT TO ACTIVATE LINK xxx FAILED

**Explanation:** During ERP processing for a communications controller, an attempt was made to restart the NCP. The line or link represented as xxx, which was previously active, could not be activated.

**System Action:** Restart is terminated.

**Operator Response:** Issue a VARY NET,ACT command for the NCP associated with this line or link. A previous message has identified this NCP as being scheduled for restart.

#### IST270I 370X xxx NOW LOADED WITH LOADMOD mod

**Explanation:** In response to a VARY NET,ACT command, or to an NCP reload after an ERP, the communications controller xxx has been successfully loaded with the network control program named mod.

**System Action:** System continues processing. The communications controller is now ready for use.

**Operator Response:** None.

#### IST272A 370X xxx NO INITIAL TEST - REPLY U TO BYPASS - OR CANCEL

**Explanation:** A VARY NET,ACT command or the ERP attempted to load the communications controller xxx, but the initial test routine of the load utility program could not be used prior to loading. The data set containing the initial test program was inaccessible because of a permanent I/O error, or erroneous or missing JCL.

**System Action:** VTAM waits for the user response. If the response is U, the system attempts to load the communications controller without the initial test routine to test the hardware. If the response is a blank, the load request is canceled.

**Operator Response:** Enter U or blank.

**Programmer Response:** Check that the JCL for the VTAM start procedure contains a DD statement with a ddname INITEST and that the initial test program resides on SYS1.LINKLIB.

#### IST273I 370X xxx LOAD FAILED - PERMANENT I/O ERROR

**Explanation:** The VARY NET command attempted to load the communications controller designated as xxx, but a permanent I/O error was detected in communicating with the 370X. The communications controller is unusable by VTAM.

**System Action:** System continues processing. VTAM rejects the command and the communications controller remains inactive.

**Operator Response:** Probable hardware error. Retry the loading operation by reissuing a VARY NET,ACT command for this node.

**Problem Determination:** Table I, items 2, 16, 18, 30.

#### IST274I 370X xxx LOAD FAILED - INITIAL TEST HARDSTOP

**Explanation:** A VARY NET,ACT command or the communications controller ERP has failed to load the communications controller designated as xxx. The communications controller should have been loaded with the initial test program for the NCP, but a condition was encountered that caused the operation to fail.

**System Action:** System continues processing. VTAM rejects the command and the communications controller remains inactive.

**Operator Response:** Probable hardware error. Reenter the VARY NET command for this node.

**Problem Determination:** Table I, items 2, 18, 30.

#### IST275I RESTART FAILED - INSUFFICIENT STORAGE AVAILABLE

**Explanation:** During a VTAM restart of an NCP, the restart routines did not have sufficient storage to save registers.

**System Action:** Restart of the NCP is terminated.

**Operator Response:** Enter a VARY NET,ACT command for this NCP. A previous message identified this NCP as being scheduled for restart.

#### IST276I ATTEMPT TO SWITCH PEP LINE xxx to NCP FAILED

**Explanation:** The ERP procedures for a communications controller tried to restart the NCP, but an attempt to switch the PEP line xxx to EP or NCP mode was unsuccessful because of an I/O error.

**System Action:** Restart of the NCP is terminated.

**Operator Response:** Enter a VARY NET,ACT command for the NCP associated with the line. A previous message identified this NCP as being scheduled for restart.

#### IST277I ATTEMPT TO ACTIVATE LOGICAL UNIT xxx FAILED

**Explanation:** During a VTAM restart of an NCP, an attempt to activate the previously-active logical unit xxx has failed.

**System Action:** Restart of the SDLC controller is terminated.

**Operator Response:** Issue a VARY NET,ACT command for the logical unit that failed to restart.

#### IST278A INVALID REPLY FOR 370X xxx LOAD - ENTER U - OR CANCEL

**Explanation:** The operator entered an invalid response to a previous message (IST272A) asking whether the communications controller xxx was to be loaded with a network control program. The only valid responses are U (for use) or a blank to cancel the request.

**System Action:** VTAM waits for a valid reply.

**Operator Response:** Probable user error. Examine the previous messages about the specified communications controller and then reply to this message with either U or a blank. Any other reply causes this message to repeat.



**IST282A INVALID REPLY FOR 370X xxx DUMP - ENTER YES OR NO**

*Explanation:* The operator entered an invalid response to a previous message (IST095A). The message informed him that an ERP situation occurred on the communications controller xxx and asked him whether he wanted a dump of that communications controller. The only valid replies to this message are YES and NO.

*System Action:* VTAM waits for a reply.

*Operator Response:* Enter YES if a dump is wanted, NO if not. Any other reply causes this message to be reissued.

**IST283I ATTEMPT TO SET TIME/DATE IN xxx FAILED**

*Explanation:* During restart of the NCP, VTAM tried to set the time and date in the NCP named xxx, but was unsuccessful.

*System Action:* Restart of the NCP is terminated. The NCP is inactive.

*Operator Response:* Enter a VARY NET,ACT command for the specified NCP.

**IST284A OPTION TO RELOAD 370X xxx AVAILABLE - REPLY YES OR NO**

*Explanation:* VTAM has found that the communications controller represented as xxx failed and requires reloading. The operator may decide to reload or to proceed with the communications controller inactive. If the controller remains inactive, the part of the teleprocessing network that extends outward from the communications controller is inoperative.

*System Action:* VTAM waits for a reply to this message. If the reply is not valid, VTAM issues message IST290A and waits for a reply.

*Operator Response:* If you want to reload the communications controller to attempt to recover from the ERP situation, press the LOAD key on the communications controller and reply YES. If not, reply NO.

**IST285I DUMP OF xxx COMPLETE**

*Explanation:* The NCP named xxx was successfully dumped to the direct-access data set named by the DUMPDS parameter of the PCCU macro instruction for that NCP. This occurred either in response to a MODIFY procname command with the DUMP option or before the reload of a failed network control program.

*System Action:* System continues processing.

*Operator Response:* The dump may be formatted and printed using the utility program IFLDUMP.

**IST286I DUMP of xxx PARTIALLY COMPLETE**

*Explanation:* In response to a MODIFY procname command with the DUMP option, or before the reload of a failed network control program, VTAM attempted to dump the NCP in communications controller xxx. A permanent I/O error occurred and a partial dump was created.

*System Action:* System continues processing. The dump request is terminated.

*Operator Response:* The portion of the NCP dump that was taken may be formatted and printed using the utility program IFLDUMP.

**IST287I DUMP OF xxx TERMINATED - PERMANENT I/O ERROR**

*Explanation:* VTAM attempted to dump the communications controller represented as xxx but encountered an unrecoverable I/O error. The dump for this 370X is a partial one and is unusable.

*System Action:* System continues processing. The dump request is terminated.

*Operator Response:* Probable hardware error.

*Problem Determination:* Table I, items 2, 18, 30.

**IST288I DUMP OF xxx TERMINATED - dsn CANNOT BE OPENED**

*Explanation:* In response to a MODIFY procname command with the DUMP option, or before the reload of a failed network control program, VTAM attempted to dump the NCP in the communications controller xxx. The dump operation has terminated because the data set named dsn cannot be opened.

*System Action:* VTAM continues processing. The dump request is ignored.

*Operator Response:* Probable user error. Ensure that the ddname dsn has not been misspelled and that the specified JCL DD statement is included in the VTAM start procedure.

**IST289I DUMP OF xxx TERMINATED - UNSUPPORTED DEVICE TYPE**

*Explanation:* In response to a MODIFY procname command with the DUMP option, or before the reload of a failing communications controller, VTAM attempted to dump the NCP with the network name xxx. The dump operation has terminated because the output data set (specified as the DUMPDS parameter of the PCCU macro instruction for the specified NCP) is located on an unsupported device.

*System Action:* System continues processing. VTAM proceeds normally except that the NCP dump is bypassed.

*Operator Response:* Probable user error. Ensure that the designated data set resides on a direct access device.

**IST290A INVALID REPLY FOR 370X xxx RELOAD - ENTER YES OR NO**

*Explanation:* The operator made an invalid response to a previous IST284A message. The message told him that an ERP situation had occurred on the communications controller represented as xxx and asked him whether he wanted to reload and restart that communications controller. The only valid responses to this and the previous message are YES and NO.

*System Action:* System continues processing. VTAM waits for a reply.

*Operator Response:* Probable user error. Enter YES if a reload and restart of the communications controller is wanted, NO if the communications controller is to remain inactive. Any reply other than YES or NO causes this message to be reissued.

**IST291I 370X xxx LOAD FAILED - NCP FAILURE IN 370X**

*Explanation:* VTAM attempted to load the communications controller represented as xxx with a network control program, but failed when an error was encountered.

*System Action:* System continues processing. VTAM deactivates the communications controller.

*Operator Response:* Probable hardware error. Retry the VARY NET,ACT command.

*Problem Determination:* Table I, items 2, 16, 18, 30.

**IST292I 370X xxx LOAD FAILED - ddn BLDL ERROR**

*Explanation:* VTAM attempted to load the communications controller represented as xxx but the operation failed; a BLDL macro instruction issued for the library defined by the DD statement ddn failed.

*System Action:* System continues processing. VTAM does not activate the communications controller.

*Operator Resonse:* VTAM operations can continue with other nodes in the network.

*Programmer Response:* Look at the directory of the partitioned data set defined by the specified DD statement. If it is the NCP module library, ensure that the NCP being loaded into the indicated communications controller is a member of that library. The NCP name is defined by the NEWNAME operand on the NCP BUILD macro instruction. If ddn defines the initial test library, ensure that modules IFL3705D and IFL3705B are members of that library.

*Problem Determination:* Table I, item 25c.

**IST293I 370X xxx LOAD FAILED - ddn RECORD SIZE TOO LARGE**

*Explanation:* VTAM attempted to load the communications controller represented as xxx with a network control program, but the operation failed because the format of the data defined by the DD statement ddn is invalid.

*System Action:* System continues processing, but VTAM deactivates the communications controller.

*Operator Response:* Notify the system programmer.

*Programmer Response:* Probable user error. Check the format of the NCP load module and the NCP initial test data set. If the record size is larger than 1024 bytes, re-link-edit with the DC parameter.

**IST294I 370X xxx LOAD FAILED - INVALID DEVICE TYPE DEFINITION**

*Explanation:* VTAM attempted to load the communications controller represented as xxx, but failed after checking the communications controller UCB and determining that it had not been defined during SYSGEN with a valid channel adapter type.

*System Action:* System continues processing. VTAM does not activate the communications controller.

*Operator Response:* Probable user error. Check the CUA specified for the communications controller to make sure it is the correct address. If it is, the communications controller might have been incorrectly specified during the operating system generation.

**IST295I 370X xxx LOAD FAILED - UNEXPECTED END OF FILE ON dsn**

*Explanation:* VTAM attempted to load a network control program into the communications controller xxx, but failed when an unexpected end-of-file occurred on data set dsn.

*System Action:* System continues processing. VTAM does not activate the communications controller.

*Programmer Response:* Probable user error. Make sure the DD statement that specifies the data set dsn is correct and that the NCP being loaded is the right one for the communications controller hardware.

**IST296I 370X xxx LOAD FAILED - UNEXPECTED CODE rc FROM IFLOADRN**

*Explanation:* VTAM attempted to load a network control program into the communications controller represented as xxx, but failed when it received an unexpected return code rc from the NCP load utility program IFLOADRN.

*System Action:* System continues processing. VTAM does not activate the communications controller.

*Operator Response:* None.

*Problem Determination:* Table I, items 2, 29.

**IST297I 370X xxx LOAD FAILED - mod TOO LARGE FOR 370X**

*Explanation:* VTAM attempted to load a network control program into the communications controller xxx, but the operation failed because the NCP load module mod is too large for the storage space in the communications controller.

*System Action:* System continues processing. VTAM deactivates the communications controller.

*Programmer Response:* Probable user error. Check the NCP generation for errors or unnecessary use of storage. Regenerate the NCP so that it fits into the communications controller.

**IST298I 370X xxx LOAD FAILED - PERMANENT I/O ERROR ON ddn**

*Explanation:* VTAM attempted to load the communications controller represented as xxx, but failed when a permanent I/O error occurred on the data set defined by the DD statement ddn (either the NCP library or the initial test library).

*System Action:* System continues processing. VTAM deactivates the communications controller.

*Operator Response:* Reenter a VARY NET,ACT command for the NCP associated with the specified communications controller. If the error persists, notify the system programmer.

*Programmer Response:* Probable hardware error. Create the NCP library or the NCP initial test library on a different disk pack if possible, and retry the VARY NET command.

*Problem Determination:* Table I, items 2, 18, 30.

**IST299I 370X xxx LOAD FAILED - ddn COULD NOT BE OPENED**

*Explanation:* VTAM attempted to load/restart the communications controller represented as xxx, but failed because the data set defined by the DD statement ddn could not be opened.

*System Action:* System continues processing. VTAM deactivates the communications controller.

*Programmer Response:* Probable user error. Make sure that the DD statement ddn is included in the VTAM start procedure and is specified correctly.

**IST300I opr OF xxx TERMINATED - INSUFFICIENT STORAGE**

*Explanation:* VTAM attempted the opr operation, which can be to dump, load, or reload the NCP named xxx. The indicated operation has terminated because of a lack of available virtual storage.

*System Action:* If this message is the result of a MODIFY procname or VARY NET command, the command is terminated. If the message is the result of an NCP restart, the restart is terminated. In all cases the NCP is deactivated.

*Operator Response:* If opr is DUMP, reissue the MODIFY procname command with the DUMP option. If opr is either LOAD or RELOAD, enter a VARY NET,ACT command for node xxx.

*Programmer Response:* Probable user error. This message indicates that storage requirements for VTAM were underestimated. Check the storage estimates and increase storage allocation where possible.

**IST302I INVALID DEFINITION TYPE IN MEMBER mem IN VTAM DEFINITION LIBRARY**

*Explanation:* mem is a member name on SYS1.VTAMLST which contains a major node definition of the same name. The definition statement or macro instruction used was not a valid VTAM definition type. Valid types are LOCAL, APPL and PCCU only.

**System Action:** System continues processing. Major node mem is not included in the VTAM network.

**Programmer Response:** Probable user error. Correct the invalid macro instruction and update SYS1.VTAMLST to correct configuration definition mem.

**IST303I INSUFFICIENT STORAGE TO BUILD CONFIGURATION xxx**

**Explanation:** VTAM system definition has terminated processing on xxx which is a configuration definition on SYS1.VTAMLST. Processing was terminated because the storage required for internal VTAM tables associated with that major node was not available.

**System Action:** System continues processing. Configuration xxx is not included in the VTAM network.

**Operator Response:** Stop VTAM by a HALT NET command, re-IPL and increase the size of CSA. Otherwise, wait until the activity in VTAM has decreased; then attempt the operation again.

**Caution:** Increasing the size of CSA reduces the size of each address space's private area, possibly causing other jobs to fail for lack of storage.

**Programmer Response:** Probable user error. This message indicates that storage requirements for VTAM were underestimated in association with the network required. Check all estimates and increase storage allocation where possible, to avoid repetition of the message.

**IST304I VTAMOBJ IS NOT OPEN - VTAMLST WILL BE USED FOR CONFIGURATION**

**Explanation:** VTAM system definition attempted to search SYS1.VTAMOBJ for preprocessed configuration definitions stored there, but SYS1.VTAMOBJ failed to open. VTAM attempts to complete processing by using the unprocessed definitions from SYS1.VTAMLST.

**System Action:** VTAM system definition continues by using SYS1.VTAMLST for configuration processing.

**Programmer Response:** Probable user error. Either a SYS1.VTAMOBJ data set was not provided, or the VTAM start procedure does not contain an appropriate DD statement for the data set. Although processing can continue using SYS1.VTAMLST, the VTAM system definition processing would be more efficient if SYS1.VTAMOBJ were available for use.

**IST305I I/O ERROR ON mem MEMBER OF VTAMOBJ - VTAMLST WILL BE USED**

**Explanation:** VTAM system definition attempted to reference member mem of SYS1.VTAMOBJ but failed because of an I/O error. VTAM tries to continue by using SYS1.VTAMLST to recreate the configuration definition skeleton which was stored on SYS1.VTAMOBJ.

**System Action:** System continues processing. VTAM system definition continues by using SYS1.VTAMLST for this configuration.

**Programmer Response:** Probable hardware error. When a member of SYS1.VTAMOBJ is in error and the configuration is obtained from SYS1.VTAMLST, a subsequent attempt is made to add the new member on SYS1.VTAMOBJ. Follow the problem determination action if the error recurs.

**Problem Determination:** Table I, items 2, 16, 30.

**IST306I INVALID ENTRY IN MEMBER mem OF VTAMOBJ - VTAMLST USED**

**Explanation:** VTAM system definition attempted to use the preprocessed configuration that was stored in member mem of SYS1.VTAMOBJ and found that the contents of the member

are invalid. Types of errors detected are incorrect length and incorrect identifier.

**System Action:** System continues processing. VTAM system definition continues by using SYS1.VTAMLST for this configuration.

**Programmer Response:** Delete the specified member from SYS1.VTAMOBJ. During the next execution of VTAM network definition (called by VARY NET or START VTAM), a new entry is created from the configuration on SYS1.VTAMLST.

**IST307I I/O ERROR ADDING MEMBER mem TO VTAMOBJ - MEMBER NOT ADDED**

**Explanation:** VTAM system definition attempted to add member mem to the configuration definitions on SYS1.VTAMOBJ. Because of a permanent I/O error, the member was not added.

**System Action:** All VTAM and system processing continues normally. Since member mem was not added to SYS1.VTAMOBJ, VTAM uses the configuration definition on SYS1.VTAMLST.

**Programmer Response:** Probable hardware error. All processing can continue, but VTAM system definition would run more efficiently if the preprocessed configuration were written on SYS1.VTAMOBJ.

**Problem Determination:** Table I, items 2, 18, 30.

**IST308I NO SPACE IN VTAMOBJ DIRECTORY - MEMBER mem NOT ADDED**

**Explanation:** VTAM system definition attempted to add a preprocessed configuration definition to SYS1.VTAMOBJ. Because there was no space in the directory of SYS1.VTAMOBJ for the member mem, the configuration was not added.

**System Action:** All VTAM and system processing continues normally. Since the specified member was not added to SYS1.VTAMOBJ, VTAM uses the configuration definition on SYS1.VTAMLST.

**Programmer Response:** Probable user error. All processing can continue, but VTAM system definition would run more efficiently if the preprocessed configuration were written on SYS1.VTAMOBJ. The installation should make space available in the directory either by deleting unwanted entries or by adding more space to the directory of SYS1.VTAMOBJ.

**IST309I UNABLE TO LOAD MODULE mod FROM LIBRARY lib**

**Explanation:** VTAM system definition attempted to load a communications controller NCP module named mod from the library lib, but the load operation failed. The communications controller associated with this module/library combination cannot be activated. The last character of the module name is either B or R and can be interpreted as follows:

- If B, this module contains the BHSET produced by the NCP system generation.
- If R, this module contains the resource resolution table (RRT) produced by the NCP system generation.

**System Action:** System continues processing. The major node being processed is not included in the VTAM network.

**Programmer Response:** Probable user error. Inspect library lib for missing or misnamed modules. If module mod is missing, assume that the NCP system generation did not complete successfully. Examine the NCP SYSGEN output, correct the SYSGEN, and have the operator retry the operation.

**IST310I INVALID SPACE REQUEST FOR CONFIGURATION xxx**

**Explanation:** As a result of a VARY NET,ACT command, VTAM is building a resource definition table (RDT) for major node

xxx. VTAM cannot proceed because an entry is encountered which does not fit in the predetermined build area.  
**System Action:** System continues processing. Configuration xxx is not included in the VTAM network.  
**Operator Response:** Probable software error. Retry the VARY NET,ACT command on this configuration. If problem persists, follow the problem determination action.  
**Problem Determination:** Table I, items 6, 29.

#### IST311I NCP-LOAD MODULE LIBRARY lib - FAILED TO OPEN

**Explanation:** VTAM attempted to open the communications controller network control program load module library named lib, but the open operation failed.  
**System Action:** System continues processing. No communications controller whose NCP SYSGEN output is on the specified library can be activated.  
**Programmer Response:** Find out why this library failed to open and correct the problem before the operator issues a VARY NET,ACT command for those communications controllers.

#### IST312I VTAMOBJ NOT UPDATED FOR CONFIG xxx - INSUFFICIENT STORAGE

**Explanation:** VTAM network definition, in attempting to add a preprocessed configuration definition to SYS1.VTAMOBJ data set, was unable to obtain storage for its I/O buffer for the definition text.  
**System Action:** VTAM and network definition continue normally. The update to SYS1.VTAMOBJ is bypassed and a subsequent VARY NET,ACT command to this configuration is processed using the definition from SYS1.VTAMLST.  
**Operator Response:** If recurrence of this message is causing an operational problem, notify the system programmer. Otherwise continue normal operation.  
**Programmer Response:** Probable user error. Check the system subpool allocation (not VTAM buffer pools) within the VTAM partition for adequate storage.

#### IST313I VARY FAILED FOR ID = xxxxxxxx - ACTIVATE ALREADY IN PROGRESS

**Explanation:** An activate is already in progress and has not completed prior to the issuance of a second activate command.  
**System Action:** The command is rejected.  
**Operator Response:** None.

#### IST320I CONFIGURATION xxx DEFINITION FAILED - yyy

**Explanation:** While activating the configuration represented by xxx, VTAM detected an error in an NCP generation macro instruction or VTAM definition statement. The cause of the error (represented by yyy) is one of the following:

- INVALID PARAMETER
- INVALID VALUE
- SYNTAX ERROR
- DUPLICATE MACRO
- MISSING PARAMETER
- MISSING MACRO
- PARAMETER CONFLICT
- SEQUENCE ERROR

A second message (IST323I) provides details of the error.  
**System Action:** System continues processing. The specified configuration is not added to the VTAM network.  
**Programmer Response:** Probable user error. Use the information in this message and in IST323I to correct the macro statement in error. If the error is in an NCP generation macro instruction, regenerate the NCP. If the error is in a

VTAM definition statement, update SYS1.VTAMLST to correct the definition of the specified configuration.

#### IST321I CONFIGURATION xxx DEFAULT TAKEN - yyy

**Explanation:** While activating the configuration represented by xxx, VTAM encountered an error in an NCP generation macro instruction or VTAM definition statement. The cause of the error (represented by yyy) is one of the following:

- INVALID PARAMETER
- INVALID VALUE
- MISSING PARAMETER
- EXTRA VALUE
- DUPLICATE PARAMETER
- COMBINATION ERROR
- EXTRA PARAMETER

A second message (IST323I) provides details of the error.  
**System Action:** VTAM assumes the appropriate default(s) and continues processing.  
**Programmer Response:** Probable user error. Use the information in this message and in IST323I to correct the macro statement in error.

#### IST322I CONFIGURATION xxx ERROR IGNORED - yyy

**Explanation:** While activating the configuration represented by xxx, VTAM encountered an error in an NCP generation macro instruction or VTAM definition statement. The cause of the error (represented as yyy) is one of the following:

- INVALID MACRO
- SYNTAX ERROR
- INVALID PARAMETER
- EXTRA VALUE
- EXTRA PARAMETER
- INVALID VALUE
- COMBINATION ERROR

A second message (IST323I) provides details of the error.  
**System Action:** VTAM continues processing the macro instruction or definition statement and disregards the error situation.  
**Programmer Response:** Probable user error. Use the information in this message and in IST323I to correct the macro statement in error.

#### IST323I LABEL: lab - MACRO TYPE: mac - KEYWORD: keywd

**Explanation:** This message supplements messages IST320I, IST321I, and IST322I.  
lab is the name or label of the macro instruction or statement in error.  
mac is the type of macro instruction or statement.  
keywd is the actual keyword (or the first eight characters of the keyword) that is in error.  
**System Action:** The action carried out is given in the message immediately before this (IST320I, IST321I, or IST322I).  
**Programmer Response:** The response is given in the message immediately before this (IST320I, IST321I, or IST322I).

#### IST330I CONFIGURATION xxx BYPASSED - LOGTAB = yyy IS INVALID

**Explanation:** VTAM cannot load the interpret table named yyy (as specified in the LOGTAB operand) from SYS1.LPALIB either because the table does not exist or because an I/O error occurred during the loading operation.  
**System Action:** System continues processing. The configuration represented as xxx is not included in the VTAM network.

*Programmer Response:* Verify that yyy is the name of an interpret table and that it resides in SYS1.LPALIB. If it is not, validate yyy and ensure that it is a member of SYS1.LPALIB. If LOGTAB = yyy is correctly specified in SYS1.LPALIB, follow the problem determination action.

*Problem Determination:* Table I, items 2, 30.

**IST331I CONFIG xxx BYPASSED - MAXSUBA VALUES CONFLICT**

*Explanation:* VTAM cannot add the major node to the network because the MAXSUBA value specified in the NCP generated BUILD macro instruction does not equal the value specified in the MAXSUBA parameter on the START command.

*System Action:* System continues processing. The configuration represented as xxx is not included in the VTAM network.

*Programmer Response:* The MAXSUBA parameter on the START command and the MAXSUBA value specified in each NCP generated BUILD macro instruction must match. If the MAXSUBA parameter value is incorrect, restart VTAM using the correct value. If the MAXSUBA value specified in a BUILD macro instruction is incorrect, regenerate the specified NCP using the correct value on the NCP BUILD macro instruction.

**IST332I CONFIG xxx BYPASSED - SUBAREA IS ALREADY IN USE**

*Explanation:* VTAM could not add a configuration definition to the VTAM network because the SUBAREA value specified in the BUILD macro instruction is being used by another configuration.

*System Action:* System continues processing. The configuration represented as xxx is not included in the VTAM network.

*Programmer Response:* Probable user error. Either change the SUBAREA value in the definition deck or deactivate the other configuration.

**IST333I CONFIG xxx USING DUPLICATE RESOURCE NAME yyy - CODE z**

*Explanation:* VTAM found that node name yyy used in major node xxx duplicates a name already known to VTAM. All node names must be unique.

*System Action:* If the code is 1, the node yyy and any subordinate nodes it may include are set invalid and cannot be used. Other nodes in the major node xxx, however, are still available for use. If the code is 2, the node yyy defines an NCP line-group major node. The system continues but configuration xxx is not included in the VTAM network.

*Programmer Response:* Probable user error. Either change the node name in the node definition statement and regenerate the NCP, or deactivate the configuration containing the node that caused the failure.

**IST334I CONFIG xxx BYPASSED - INVALID LCTYPE FOR yyy**

*Explanation:* The VTERM macro instruction indicated by yyy specified an MTALCST macro instruction for a type of terminal and line control that did not appear in the LCTYPE operand of the MTALIST macro instruction specified on the preceding LINE macro instruction.

*System Action:* System continues processing. The configuration represented as xxx is not added to the VTAM network.

*Programmer Response:* Probable user error. Either correct the MTALIST macro instruction and regenerate the NCP named xxx, or correct or remove the VTERM macro instruction (does

not require the NCP to be regenerated) and update SYS1.VTAMLST to correct the definition of configuration xxx.

**IST335I CONFIG xxx BYPASSED - CONFLICTING REFERENCE TO yyy**

*Explanation:* Terminal yyy is one of the terminals listed in the VIDSEQ operand of a VIDLIST macro instruction; the list includes terminals that belong to more than one group. A VIDLIST macro instruction specified by the VIDSEQ operand of a GROUP or LINE macro instruction must refer only to terminals of one group.

*System Action:* System continues processing. The configuration represented as xxx is not added to the VTAM network.

*Programmer Response:* Probable user error. Correct the erroneous VIDSEQ operand of the VIDLIST macro instruction and update SYS1.VTAMLST to correct the definition of configuration xxx. The NCP does not require regeneration.

**IST337I CONFIG xxx BYPASSED - INVALID MTALIST USE BY yyy**

*Explanation:* The LINE macro instruction represented by yyy refers to an MTALIST macro instruction. The LCTYPE operand of the MTALIST macro instruction specifies one or more types of terminal for which there is no corresponding VTERM macro instruction. The TERMINAL macro instruction does not include the UTERM operand to specify a name that can be used to handle these types of terminal.

*System Action:* System continues processing. The configuration represented as xxx is not added to the VTAM network.

*Programmer Response:* Probable user error. Either code additional VTERM macro instructions or specify a name in the UTERM operand of the TERMINAL macro instruction and update SYS1.VTAMLST to correct the definition of configuration xxx. There is no need to regenerate the NCP. An alternative is to change the MTALIST macro instruction. However, the NCP will then have to be regenerated.

**IST338I CONFIG xxx BYPASSED - INVALID VIDLIST USE BY yyy**

*Explanation:* The VIDLIST macro instruction referenced by the VIDSEQ operand of LINE macro instruction represented by yyy specifies a nonexistent TERMINAL macro instruction.

*System Action:* System continues processing. The configuration represented as xxx is not added to the VTAM network.

*Programmer Response:* Probable user error. Correct the invalid VIDLIST definition on the specified LINE macro instruction and update SYS1.VTAMLST to correct the definition of configuration xxx. There is no need to regenerate the NCP.

**IST339I CONFIG xxx BYPASSED - yyy UNKNOWN TO THE NCP**

*Explanation:* VTAM searches the NCP resource resolution table (RRT) to find the communication identifier (CID) associated with each eight-character node name. No RRT entry could be found for node yyy, thus a CID could not be assigned. It is probable that NCP generation was not completed.

*System Action:* System continues processing. The configuration represented as xxx is not added to the VTAM network.

*Programmer Response:* Rerun the NCP generation, ensuring that it runs to completion.

*Problem Determination:* Table I, items 2, 19, 22.

**IST340I CONFIG xxxxxxxx BYPASSED - SUBAREA VALUE EXCEEDS ATCVT MAXIMUM**

*Explanation:* The subarea value specified in the BUILD macro of an NCP definition deck, or in the VBUILD of a switched or local subarea definition deck exceeds the maximum value allowed by the START command.

*System Action:* The specified node is not included in the network configuration (that is, the RDT segment with this configuration name is not built). The system continues normal processing.

*Operator Response:* Notify installation support personnel.

*Programmer Response:* Change the SUBAREA = n parameter on the BUILD or VBUILD macro so that n is not greater than the MAXSUBA value specified by the START command.

**IST341I ACTIVATION OF SAVED 370X CONFIG xxxxxxxx FAILED - CODE n**

*Explanation:* An attempt to activate a communications controller configuration that was created previously and stored on the VTAMOBJ data set has failed. A conflict exists between the saved configuration and Current VTAM.

*Reason Codes:* 1) The unit specified on the HOST macro for this configuration conflicts with the current IOBUF size specified at the start of VTAM.

*System Action:* The command is terminated. The system continues processing.

*Operator Response:* Either generate a new NCP or restart VTAM to resolve the conflict.

**IST400I TERMINATION IN PROGRESS FOR APPLID xxxxxxxx**

*Explanation:* This message is issued during memory termination if no error occurred in processing.

*System Action:* The termination process continues.

**IST401I TERMINATION PROCESSING WILL NOT BE DONE FOR APPLID xxxxxxxx**

*Explanation:* This message is issued during memory termination if an error occurs in processing.

*System Action:* The system continues processing.

**IST403I xxxxxxxx COMMAND FAILED - MULTIPLE OPTIONS FOR yyyyyyy NOT ALLOWED**

*Explanation:* The specified command failed because the keyword (yyyyyy) does not allow for multiple options.

*System Action:* The command is rejected. The system continues processing.

*Operator Response:* Reenter the command specifying only one option for the specified command.

**IST404I xxxxxxxx PARAMETER IGNORED - MULTIPLE OPTIONS NOT ALLOWED**

*Explanation:* More than one option was specified for the xxxxxxxx parameter. Multiple options are not allowed.

*System Action:* VTAM ignores the specified parameter and the VTAM operator will be prompted for corrections.

*Operator Response:* Correct the parameter when prompted for additions/corrections.

**IST411I xxxxxxxx COMMAND REJECTED DUE TO TERMINATION IN PROGRESS**

*Explanation:* The specified command, together with its parameters, is not valid while termination is in progress.

*System Action:* VTAM termination continues processing. The command is terminated.

*Operator Response:* None.

**IST412I VTAM COMMAND PROCESSING TERMINATED**

*Explanation:* No VTAM commands will be processed. Any commands entered will be rejected.

*System Action:* VTAM termination processing continues.

*Operator Response:* None.

**IST413I VTAM DUMPING FOR JOB xxxxxxxx STEP yyyyyyy**

*Explanation:* This message is issued when an SDUMP macro instruction is executed during VTAM abend processing.

*System Action:* A dump is taken if data set SYS1.DUMP is usable at this time.

*Operator Response:* None.

*Programmer Response:* None.

**IST414I xxxxxxxx FAILED, PROCESS UNAVAILABLE**

*Explanation:* A forced deactivate or a forced reactivate has been issued against a node which is either already inactive, or a node which is being activated but the activate has not completed enough processing.

*System Action:* Processing for this command is terminated.

*Operator Response:* Ensure that the command was issued for the proper node.

**IST415I TERMINATION PROCESSING WILL NOT BE DONE FOR JOBS IN ABENDING ADDRESS SPACE**

*Explanation:* Unrecoverable error has occurred in memory termination processing.

*System Action:* None.

*Operator Response:* None.

*Programmer Response:* None.

**IST416I SDUMP ISSUED DUE TO ADDRESS SPACE TERMINATION**

*Explanation:* The address space has terminated.

*System Action:* A dump will be taken for problem determination.

*Operator Response:* None.

*Programmer Response:* None.

**IST417I SDUMP ISSUED DUE TO ADDRESS SPACE TERMINATION, ASID IS xxxxxxxx**

*Explanation:* The address space has terminated.

*System Action:* A dump will be taken for problem determination.

*Operator Response:* None.

*Programmer Response:* None.

**IST418I CLOSE PROCESSING WILL NOT BE DONE FOR APPLID xxxxxxxx JOBNAME yyyyyyy STEPNAME zzzzzzz**

*Explanation:* During task or memory termination a subtask was unavailable to perform close processing for a particular application.

*System Action:* None.

*Operator Response:* None.

*Programmer Response:* None.

**IST419I SDUMP BEING TAKEN FOR TERMINATING APPLICATION**

*Explanation:* This message is used instead of message IST413I if no storage is available for a TPMSG. See message IST413I for an explanation.

**IST420I CANNOT COMPLETE CLOSING OF TERMINATING APPLICATION**

*Explanation:* This message is used instead of message IST418I if no storage was available for TPMSG. See message IST418I for an explanation.

**IST421I LIKELY DATA INTEGRITY LOSS ON DS xxxxxxxx MAJOR NODE yyyyyyyy**

*Explanation:* This message is issued because share option 4 was not specified for the VSAM dataset xxxxxxxx. If an abnormal failure occurs, the data set will produce unpredictable results.

*System Action:* None.

*Operator Response:* None.

*Programmer Response:* Recreate VSAM data sets using share option 4 for maximum data integrity.

**IST511I TRACE REQUEST FAILED - ID = xxx INVALID**

*Explanation:* The node name xxx, specified in the command that invokes a trace, was not found in the VTAM table defining all available nodes.

*System Action:* The command is rejected.

*Operator Response:* Probable user error. Check the spelling of the name specified. If incorrect, retry with correct name. If the name was spelled correctly, either wait for the VTAM definition table to be amended or obtain a valid node name.

*Programmer Response:* Either amend the VTAM node definition table to recognize the node name used or supply the network operator with an alternate node name.

**IST512I TRACE TERMINATED FOR NODE = xxx**

*Explanation:* Due to a MODIFY NET,NOTRACE command, VTAM has stopped trace activity on node xxx.

*System Action:* Trace activity for the specified node has terminated. Normal operation continues.

*Operator Response:* None.

**IST513I TRACE INITIATED FOR NODE xxx**

*Explanation:* Due to a request for the trace facility, VTAM has successfully initiated trace activity for the node xxx.

*System Action:* Trace activity for the specified node has been initiated.

*Operator Response:* None.

**IST514I MODIFY FAILED - CONFLICTING OPTIONS**

*Explanation:* A MODIFY procname command requested an option that is inconsistent with the type of node specified.

*System Action:* Processing of the command is terminated.

*System status:* is unchanged.

*Operator Response:* Probable user error. Reenter the command specifying either a different option or a different node.

**IST515I MODIFY FAILED - ID = xxx UNKNOWN TO VTAM**

*Explanation:* A MODIFY procname command was entered, but the node name specified by xxx is not defined to VTAM.

*System Action:* Processing of the command is terminated.

*System status:* is unchanged.

*Operator Response:* Probable user error. Check the spelling of the node name entered. If wrong, correct and reenter the command. If spelled correctly, either wait for the VTAM definition table to be amended or obtain a valid node name.

*Programmer Response:* Probable user error. Either change the VTAM node definition table to recognize the node name used or supply the network operator with an alternate node name.

**IST585I VTAM UNABLE TO CLOSE appl - RESOURCES MAY BE LOST TO VTAM**

*Explanation:* Either the VTAM application program named appl has entered a CLOSE ACB macro instruction, or VTAM has attempted to close the application's access method control block (ACB). In both cases, a system error has been encountered in trying to close the ACB.

*System Action:* The ACB is not closed. Connections and requests for connections may remain intact. The data extent block (DEB) is not freed. Other VTAM resources may be lost to VTAM.

*Operator Response:* Probable software error. If this message appears for several different application programs, or if critical resources are tied up, halt VTAM and restart it.

*Problem Determination:* Table I, items 2, 5a, 16, 19, 29.

**IST586I VTAM RESOURCES MAY BE LOST DUE TO ABNORMAL MEMORY TERMINATE**

*Explanation:* Abnormal memory termination has occurred for a memory in which VTAM was active. Clean-up for the abend is not possible due to the loss of critical areas within the memory.

*System Action:* No more processes are scheduled by VTAM for the terminated memory. VTAM resources associated with applications in this memory are not released.

*Operator Response:* To make all VTAM resources available, halt and then start VTAM again.

**IST591I VTAM COMMAND CANCELED DUE TO VTAM TASK ABEND - RETRY COMMAND**

*Explanation:* The VTAM task has abended while processing an operator command. The command cannot be identified, but it is being canceled. Recovery of the VTAM task is being attempted.

*System Action:* Relevant storage is freed and the command processor proceeds to the next command (if any). VTAM processing continues.

*Operator Response:* Probable software error. Reenter the command that caused the failure. If the failure recurs and completion of this command is required to proceed with VTAM, halt VTAM and then start it again.

*Problem Determination:* Table I, items 2, 7, 29.

**IST592I VTAM TASK HAS ABENDED - VTAM IS BEING HALTED**

*Explanation:* The VTAM task has abended.

*System Action:* A VTAM HALT NET,QUICK command is being simulated. VTAM terminates itself without system intervention.

*Programmer Response:* Determine the cause of the abend and restart VTAM.

*Problem Determination:* Table I, items 2, 7, 29.

**IST600I cm FAILED FOR ID = xxx - INVALID NODE**

*Explanation:* The specified command was entered for node xxx, where cm is either VARY or MODIFY. The command failed because the requested operation was invalid for the specified node. For example, a VARY NET,INACT command is invalid for an SDLC link.

*System Action:* The command is ignored.

*Operator Response:* Probable user error. Reenter the command with a valid ID operand.

**IST601I LAST DEVICE ON LINK xxx NOW INACTIVE**

*Explanation:* The processing of a recently-entered VARY NET,INACT command has now completed and has deactivated the last device attached to the SDLC link xxx.

*System Action:* The specified link is made inactive by VTAM.

*Operator Response:* None.

**IST602I cm FAILED FOR ID = xxx - HIGHER NODE HAS BECOME INACTIVE**

*Explanation:* The specified command failed because, prior to execution, a preceding VARY NET command deactivated a higher-level node that in turn deactivated subordinate node xxx.

*System Action:* The command is ignored. The higher-level node and all subordinate nodes become inactive.

*Operator Response:* Probable user error. The command can be reentered after the subordinate node xxx is activated.

**IST603I UNABLE TO OPEN xxx - COMMAND CONTINUES**

*Explanation:* A VARY NET,ACT command was entered to activate a higher-level node that includes a set of subordinate nodes. During the execution of the command, VARY processing was unable to activate node xxx. For example, while activating SDLC nodes, VTAM invokes open destination processing to each applicable node, but this processing failed.

*System Action:* The command continues activation processing of other subordinate nodes. Node xxx remains inactive.

*Operator Response:* Attempt to activate the specified node by entering a VARY NET,ACT command and notify the system programmer of this message.

*Programmer Response:* Follow the problem determination action.

*Problem Determination:* Table I, items 2, 16, 29.

**IST604I VARY FAILED FOR ID = xxx - UNABLE TO CONTACT**

*Explanation:* A VARY NET,ACT command was entered to activate node xxx, but the command failed. VTAM cannot complete a contact to the node.

*System Action:* The command is ignored. The node remains inactive.

*Operator Response:* Reenter the command. If the problem persists, notify the system programmer.

*Programmer Response:* Follow the problem determination action.

*Problem Determination:* Table I, items 2, 24, 29, 30.

**IST605I cm FAILED FOR ID = xxx - INVALID RESPONSE**

*Explanation:* The node xxx responded to a VTAM cm command with an invalid request.

*System Action:* Since the request is invalid, it is ignored.

*Operator Response:* Reenter the specified command to the specified node. If it fails, follow the problem determination action.

*Problem Determination:* Table I, items 2, 16, 29.

**IST606I VARY FAILED FOR ID = xxx - I/O ERROR**

*Explanation:* A VARY NET command to the 370X communications controller xxx was rejected by the network control program (NCP) or was processed during error recovery processing for the NCP.

*System Action:* The command is rejected.

*Operator Response:* Reenter the VARY NET command. If it fails, follow the problem determination action.

*Problem Determination:* Table I, items 2, 18, 30.

**IST607I VARY FAILED FOR ID = xxx - INVALID NODE TYPE**

*Explanation:* A VARY NET command for node xxx specified an option that is not applicable for that node.

*System Action:* The command is rejected.

*Operator Response:* Probable user error. Reenter the command for a node type that is valid for the specified option, or change the option.

**IST608I VARY FAILED FOR ID = xxx - yyy NOT ACTIVE**

*Explanation:* A VARY NET command was entered to activate node xxx. The command failed because node yyy must be active before activating xxx.

*System Action:* The command is rejected.

*Operator Response:* Probable user error. Enter a VARY NET,ACT command for node yyy before activating node xxx.

**IST609I VARY FAILED ID = xxx - UNABLE TO PERFORM SYSTEM ALLOCATION**

*Explanation:* A VARY NET command was entered to activate node xxx, but the node could not be allocated to VTAM for one of the following reasons:

- The node is allocated to a program other than VTAM.
- The node is associated with the wrong channel unit address.
- VTAM was unable to load channel-end appendages needed for node (3270 and 370X.)
- There were no available paths to the 370X.

*System Action:* The command is rejected.

*Operator Response:* Reenter the command when the node is unallocated, or after the channel unit address has been correctly specified.

*Programmer Response:* Probable user error. For the second reason, check that the correct channel unit address was specified for node xxx in one of the following operands:

- The CUADDR operand of the PCCU definition macro instruction.
- The U = address operand of the VARY NET command.

**IST610I VARY FAILED FOR ID = xxx - UNABLE TO SWITCH TO NCP**

*Explanation:* The line xxx cannot be allocated to the network control mode of the network control program (NCP) for one of the following reasons:

- The line is being used by another access method in emulation mode.
- The line is not defined as shareable between the emulation and network control modes of the NCP.

*System Action:* The command is rejected.

*Operator Response:* Probable user error. Reenter the command when the line is free, or contact the system programmer.

*Programmer Response:* Probable user error. For the second reason, ensure that the line is defined as shareable between the emulation and network control modes of the NCP.

**IST611I UNABLE TO ACTIVATE xxx - CANNOT SWITCH TO NCP**

*Explanation:* A VARY NET,ACT command was entered to activate a higher-level node that includes the subordinate line xxx. The line xxx is not available for allocation to the network control mode of the network control program (NCP) for one of the following reasons:

- The line is being used by another access method in emulation mode.
- The line is not defined as shareable between the emulation and network control modes of the NCP.

*System Action:* The command continues to activate other subordinate nodes, but line xxx remains inactive.

*Operator Response:* Probable user error. Reenter the command when the line is free, or contact the system programmer.

*Programmer Response:* Probable user error. For the second reason, ensure that the line is defined as shareable between the emulation and network control modes of the NCP.



**IST612I VARY FAILED FOR ID = xxx - ACTIVATE LINK REJECTED**

*Explanation:* A VARY NET,ACT command was entered to activate line xxx, but the command failed.

*System Action:* The command is rejected, and the line remains inactive.

*Operator Response:* Reenter the command. If the problem persists, follow the problem determination action.

*Problem Determination:* Table I, items 2, 16, 29.

**IST613I UNABLE TO ACTIVATE xxx - NODE INVALID**

*Explanation:* A VARY NET,ACT command was entered to activate a higher-level node that includes a set of subordinate nodes. During the execution of the command, VARY processing was unable to activate node xxx because it was marked invalid in the NCP generation statements.

*System Action:* The command continues to activate other subordinate nodes. Node xxx remains inactive.

*Operator Response:* Probable user error. Issue a VARY NET,INACT command for node xxx. After the definition has been corrected by the system programmer, enter a VARY NET,ACT command to activate the node.

*Programmer Response:* Probable user error. Correct the definition of node xxx in the NCP generation statements and regenerate the NCP.

**IST614I VARY FAILED FOR ID = xxx - CLUSTER START ABORTED**

*Explanation:* A VARY NET,ACT command was entered to activate the SDLC cluster xxx, but the command failed.

*System Action:* The command is ignored.

*Operator Response:* Reenter the command. If the problem persists, notify the system programmer.

*Programmer Response:* This message indicates that storage requirements for VTAM were underestimated. Check VTAM storage estimates and increase storage allocation where possible.

**IST615I VARY FAILED FOR ID = xxx - HIGHER NODE INACTIVATE IN PROGRESS**

*Explanation:* A VARY NET,INACT command was entered to deactivate the logical unit xxx after a VARY NET,INACT command had already been entered for the SDLC cluster controller affecting that logical unit.

*System Action:* The command is ignored. The logical unit is deactivated by the previously issued VARY NET,INACT command to the SDLC cluster controller.

*Operator Response:* None.

**IST616I UNABLE TO PERFORM LOGON FOR xxx - COMMAND CONTINUES**

*Explanation:* A VARY NET command issued for node xxx requested that the node be logged onto an application program. The logon request was included in the VARY NET command with a LOGON operand, or was a network definition default. The request for logon cannot be fulfilled because of insufficient storage.

*System Action:* The VARY NET command continues the activation processing, but terminal or logical unit xxx is not logged onto any application program.

*Operator Response:* If you had previously entered a VARY NET,ACT command with the LOGON operand for node xxx, enter a VARY NET,LOGON command to log xxx onto the application program previously specified. If you do not know the name of the application program, issue a VTAM DISPLAY NET command for node xxx to see what application program

the node is to be logged onto. Then enter the VARY NET,LOGON command to log xxx onto that application program. Notify the system programmer if the VARY NET,LOGON command fails again.

*Programmer Response:* This message indicates that storage requirements for VTAM were underestimated. Check storage estimates for VTAM and increase storage allocation where possible.

**IST617I DEACTIVATE IN PROGRESS FOR xxx**

*Explanation:* A VARY NET,INACT command was entered to deactivate a higher-level node that includes a set of subordinate nodes. As a result of that command, VARY processing deactivates the subordinate node xxx.

*System Action:* The node xxx becomes inactive.

*Operator Response:* None.

**IST618I UNABLE TO LOGON xxx TO appl**

*Explanation:* The terminal or logical unit xxx could not be logged onto the application program appl because that application program was not known to VTAM at that time.

*System Action:* The terminal or logical unit is not logged onto the application program.

*Operator Response:* After identifying the application program set that includes the application program appl, enter a VARY NET,ACT command to activate that application program set. Then enter a VARY NET,LOGON command to log the terminal or logical unit onto the application program.

*Programmer Response:* Tell the operator the name of the application program set that includes application program appl.

**IST619I NETWORK NODE xxx HAS FAILED - RECOVERY IN PROGRESS**

*Explanation:* VTAM recognized a failure condition for node xxx and is attempting to recover that node. See subsequent messages for the results of the recovery attempt.

*System Action:* The users of devices attached to the specified node are notified of the failure and VTAM attempts to recover that node.

*Operator Response:* Wait for additional messages indicating the success or failure of the recovery attempt.

**IST620I UNABLE TO RECOVER xxx - STORAGE NOT AVAILABLE**

*Explanation:* VTAM could not recover node xxx because sufficient storage could not be obtained.

*System Action:* Node xxx remains unusable in the error state for the duration of the present IPL.

*Operator Response:* Halt VTAM and then restart it, or continue without node xxx. If you restart VTAM and the error occurs again, see the system programmer.

*Programmer Response:* If the operator has halted and restarted VTAM and this error has occurred again, the message indicates that storage requirements for VTAM were underestimated. Check storage allocation for VTAM and increase storage allocation where possible.

**IST621I RECOVERY SUCCESSFUL FOR NETWORK NODE xxx**

*Explanation:* Node xxx has been successfully recovered. The application programs previously connected to this node or nodes subordinate to it have been notified and can resume use of these nodes.

*System Action:* Node xxx is returned to an active state.

*Operator Response:* None.

**IST622I UNABLE TO CLOSE xxx - COMMAND CONTINUES**

*Explanation:* A VARY NET,INACT command was entered to deactivate a higher-level node that includes a set of subordinate nodes. During the execution of the command, VARY processing was unable to deactivate node xxx. Due to a system error, system services control program did not issue the CLODST macro instruction required by node xxx.  
*System Action:* Processing continues, but the results are unpredictable.

*Operator Response:* Issue a VARY NET,INACT command for node xxx.

*Problem Determination:* Table I, items 2, 16, 29.

**IST623I UNABLE TO PROCESS COMMAND FROM xxx - INSUFFICIENT STORAGE**

*Explanation:* The logical unit named xxx sent a command to VTAM which VTAM can neither process nor respond to because of a lack of storage.

*System Action:* The session between the logical unit and VTAM is out of synchronization. System continues processing.

*Operator Response:* Issue a VARY NET,INACT command followed by a VARY NET,ACT command for logical unit xxx to reestablish session synchronization.

*Programmer Response:* This message indicates that storage requirements for VTAM were underestimated. Check storage estimates for VTAM and increase storage allocation where possible.

**IST625I xxx - LINE TRACE ALREADY ACTIVE**

*Explanation:* A MODIFY proname,TRACE command was issued to activate a VTAM trace for line xxx. However, a trace is already active for another line.

*System Action:* The command is rejected. System continues processing.

*Operator Response:* Probable user error. Issue a MODIFY proname,NOTRACE command to deactivate the line trace for line xxx and reissue the command.

**IST626I xxx - LINE TRACE NOT ACTIVE**

*Explanation:* A MODIFY proname,NOTRACE command was issued to deactivate a VTAM line trace for node xxx when no line trace was active for this node.

*System Action:* The command is rejected. System continues processing.

*Operator Response:* Probable user error. Reenter the command for a node having an active trace.

**IST627I xxx- INSUFFICIENT STORAGE**

*Explanation:* A MODIFY proname,TRACE command was issued to activate a VTAM line trace for node xxx. Sufficient storage was not available to build a parameter list.

*System Action:* The command is rejected. System continues processing.

*Operator Response:* Attempt to free up storage, or wait for a few minutes and reenter the command.

**IST629I CANNOT ACTIVATE NODE xxxxxxxx - VARY INACT PENDING CMD CONT**

*Explanation:* A VARY NET,ACT command was issued to activate node xxxxxxxx while VTAM was still processing a deactivate request to a higher level node that included node xxxxxxxx.

*System Action:* The command is ignored.

*Operator Response:* Wait for the deactivation request to complete before issuing a VARY NET,ACT command for node xxxxxxxx.

**IST630I CANNOT ACTIVATE NODE xxxxxxxx - I/O ERROR - COMMAND CONTINUES**

*Explanation:* A VARY NET,ACT command was issued to activate a higher level node (either a 3704 or 3705 communications controller or a cluster controller) that included a set of subordinate nodes. During the processing of the command, VARY processing was unable to activate node xxxxxxxx because of an I/O error. This is probably a hardware error.

*System Action:* The command continues activation processing of other nodes, but node xxxxxxxx remains inactive.

*Operator Response:* None.

Have the

- system log
  - EREP output
- available for problem determination.

**IST631I UNABLE TO ACTIVATE LINK xxxxxxxx - I/O ERROR**

*Explanation:* A VARY NET,ACT command was issued to activate a network control program in a 3704 or 3705 communications controller. As part of the VARY command processing, VTAM has attempted to activate link xxxxxxxx but the link has not been activated because of an I/O failure on the link. This is probably a hardware error.

*System Action:* The logical units associated with the link xxxxxxxx cannot be used.

*Operator Response:* None.

Have the

- system log
  - EREP output
- available for problem determination.

**IST646I ATTEMPT TO CHANGE DEVICE TRANSMISSION LIMIT xxx FAILED**

*Explanation:* During a restart, a request to change the device transmission limit of node xxx was unsuccessful.

*System Action:* The restart is terminated; xxx is deactivated.

*Operator Response:* Enter a VARY NET,ACT command to activate node xxx.

**IST647I ATTEMPT TO CHANGE NEG POLL RESPONSE LIMIT xxx FAILED**

*Explanation:* During a restart, a request to change the negative poll response limit of node xxx was unsuccessful.

*System Action:* The restart is terminated; xxx is deactivated.

*Operator Response:* Enter a VARY NET,ACT command to activate node xxx.

**IST648I ATTEMPT TO CHANGE SERVICE SEEKING PAUSE LINK xxx FAILED**

*Explanation:* During a restart, a request to change the service seeking pause of node xxx was unsuccessful.

*System Action:* The restart is terminated; xxx is deactivated.

*Operator Response:* Enter a VARY NET,ACT command to activate node xxx.

**IST649I ATTEMPT TO CHANGE SESSION LIMIT FOR LINK xxx FAILED**

*Explanation:* During a restart, a request to change the session limit for node xxx was unsuccessful.

*System Action:* The restart is terminated; xxx is deactivated.

*Operator Response:* Enter a VARY NET,ACT command to activate node xxx.

**IST650I POLL = xxx, NEGPOLL = yyy SESSION = zzz**

*Explanation:* This message is part of a line status display resulting from a VTAM DISPLAY NET command. It applies only to a non-switched polled line (non-SDLC).

xxx is the polling limit of the line.

yyy is the negative response to polling limit of the line.

zzz is the maximum number of sessions allowed on the line.

*System Action:* System continues processing.

*Operator Response:* None.

**IST651I TRANSMISSION LIMIT = xxxx**

*Explanation:* This message is part of a terminal status display resulting from a VTAM DISPLAY NET command for a non-switched polled line (non-SDLC). xxxx is the number of end-of-transmission characters (EOTs) that the network control program accepts from or sends to a terminal before attempting to service other terminals on the same line. xxxx is NONE if a transmission limit was not specified.

*System Action:* System continues processing.

*Operator Response:* None.

**IST652I keyword = IS A DUPLICATE KEYWORD WITHIN THE TRACE/NOTRACE OPTION**

*Explanation:* The keyword keyword is specified more than once in the TRACE/NOTRACE option in the START command.

*System Action:* VTAM initialization does not process the TRACE/NOTRACE option but continues processing the remaining parameters of the START command.

*Operator Response:* Probable user error. Enter the correct TRACE/NOTRACE parameters when prompted by message IST125A, or default by entering a blank.

**IST653I MODIFY FAILED - EP = PARM ONLY VALID WITH TYPE = LINE**

*Explanation:* A MODIFY proname command was entered with either a TRACE or NOTRACE option that included an EP = operand. The command failed because the EP = parameter is valid only when the TYPE = LINE parameter is specified.

*System Action:* The command is rejected. System continues processing.

*Operator Response:* Probable user error. Reenter the command with TYPE = LINE or omit the EP = operand.

**IST654I I/O TRACE = xxx, BUFFER TRACE = yyy**

*Explanation:* This line is written as a result of a VTAM DISPLAY NET command for a traceable node other than a line. xxx indicates whether the I/O trace facility is active (ON) or inactive (OFF) for that node. yyy indicates whether the buffer trace facility is active (ON) or inactive (OFF) for that node.

*System Action:* System continues processing.

*Operator Response:* None.

**IST655I LINETRACE = xxx**

*Explanation:* This message is part of a line status display resulting from a VTAM DISPLAY NET command where xxx is ON for active or OFF for inactive.

*System Action:* System continues processing.

*Operator Response:* None.

**IST657I MODIFY FAILED - TOO MANY OPERANDS**

*Explanation:* A MODIFY proname command was entered with too many operands.

*System Action:* The command is rejected. System continues processing.

*Operator Response:* Probable user error. Reenter the command with a valid number of operands.

**IST660I ACTIVATION OF LOCAL 370X CONFIG xxx FAILED - CODE z**

*Explanation:* A VARY NET,ACT command was issued to activate the communications controller xxx, but the command has failed for one of the following reasons:

- if z is 1, an RNAME parameter was specified in the VARY NET command but the parameter is invalid for a local communications controller.
- if z is 2, the VARY NET command did not include a U operand, nor was there a default option specified on the PCCU network definition macro instruction.

*System Action:* The command is ignored. System continues processing.

*Operator Response:* Reenter the VARY NET command using the U parameter to specify the channel/unit address of the communications controller.

*Programmer Response:* Probable user error. If a default address is desired, code a CUADD parameter on the PCCU network definition macro instruction and update SYS1.VTAMLST to correct the definition of configuration xxx.

**IST661I ACTIVATION OF REMOTE 370X CONFIG xxx FAILED- CODE z**

*Explanation:* A VARY NET command was issued to a remote communications controller xxx but the command failed for one of the following reasons:

- if z is 1, the CUA operand should not be specified in the VARY NET command for activating a remote communications controller.
- if z is 2, the RNAME operand is missing in the VARY NET command, or it is not defaulted in the PCCU network definition macro instruction.
- if z is 3, the RNAME operand specified in the VARY NET command or PCCU macro instruction is unknown to VTAM.
- if z is 4, the RNAME operand specified is not a valid node entry name in a local communications controller resource definition table segment (RDT).
- if z is 5, a remote communications controller RDT segment is already specified at the INNODE entry specified by the RNAME operand.
- if z is 6, the SUBAREA operand of the INNODE definition statement for the local communications controller generation definition does not match the SUBAREA operand of the BUILD generation macro instruction for the remote communications controller.
- if z is 7, no definition of a remote communications controller is allowed at this time because the local communications controller is being deactivated.

*System Action:* The VARY NET command is rejected.

*Operator Response:* Probable user error. Correct the errors in the VARY NET command according to the reason code, and reenter the command.

**IST670I VARY aaaa PROCESSING FOR ID = bbbbbbbb COMPLETE**

*Explanation:* The specified VARY command has normally completed. The specified node has been successfully activated or deactivated.

*System Action:* The system continues processing.

*Operator Response:* None.

**IST6711 ATTEMPT TO ENABLE ANSWER MODE ON  
ID = xxxxxxxx FAILED**

*Explanation:* An I/O failure occurred when VTAM attempted to enable answer mode on a switched SDLC line.

*System Action:* The line remains in a disabled mode.

*Operator Response:* None.

**IST6721 ATTEMPT TO ABANDON ANSWER MODE ON  
ID = xxxxxxxx FAILED**

*Explanation:* An I/O failure occurred when VTAM attempted to disable answer mode on a switched SDLC line.

*System Action:* The line remains in an enabled answer mode.

*Operator Response:* None.

**IST6731 VARY FAILED - NO CUA FOR ID = xxxxxxxx**

*Explanation:* The channel unit address supplied as input (or defaulted) does not exist as a valid channel unit address in the system. During VTAM definition, the installation can assign a specific communications controller in which the NCP is to be loaded during activation. The operator must supply a communications controller address if none was specified during VTAM definition, or if one was specified, the operator can override the specification and supply another address. Either the installation supplied no address (or supplied an invalid one) and the operator failed to supply one, or the operator supplied an invalid address in an attempt to override the defined address.

*System Action:* Processing of the VARY command is terminated; the NCP remains inactive.

*Operator Response:* The channel unit address must be a three character hexadecimal number (for example: U = 00A or U = 010). Retry the command using the proper syntax. Otherwise, contact installation support personnel.

*Programmer Response:* Examine the CUADDR parameter of the PCCU macro for the NCP definition deck associated with the specified node.

**IST6741 OPERAND xxxxxxxx IGNORED FOR ID = yyyyyyyy,  
COMMAND CONTINUES**

*Explanation:* An operand was entered which does not apply to the node addressed by the command. (For example, the ANS operand does not apply to dial-out-only lines).

*System Action:* Processing of the VTAM command continues. The operand is ignored.

*Operator Response:* There is no need to reenter the command since it will continue processing. For the next use of the command, check OS/VS2 VTAM Network Operating Procedures, GC27-0027 for valid operands on VTAM commands.

**IST6751 xxxx yyyyyyyy - REPLY 'NO' OR DEPRESS LOAD  
KEY THEN REPLY 'YES'**

*Explanation:* xxxx - 'LOAD' or 'DUMP'

yyyyyyyy - symbolic name of NCP

Case 1: A VARY ACTIVATE command for this NCP has just been entered and is currently being processed. xxxx will be 'LOAD'.

Case 2: An error on this NCP has just been detected by VTAM; xxxx will be 'DUMP'. The operator should decide whether he wants to have VTAM dump the NCP.

Case 3: During error recovery processing for this NCP, VTAM previously issued this message with xxxx = 'DUMP'. This time, xxxx = 'LOAD'. The operator should decide whether he wants VTAM to reload and restart this NCP.

*System Action:* The system continues processing. The subtask handling the LOAD/DUMP processing for this communications controller will wait for the operator's reply. If the reply is

anything other than 'YES' or 'NO', the message will be reissued.

*Operator Response:*

Case 1: If the communications controller has been loaded off-line to VTAM (via the IFULOAD utility) since the last time that it was on-line to VTAM, reply 'YES'. In this case you need not press the LOAD key on the communications controller; pressing the LOAD key will cause VTAM to re-load the controller.

If the communications controller has not been loaded off-line to VTAM press the load key before replying 'YES'.

Replying 'NO' to this query will cause VTAM to abort the load request and reject the VARY ACTIVATE command for this NCP.

Case 2: If you want VTAM to dump this NCP, press the load key on the communications controller before replying 'YES'.

If you do not want to dump the NCP, reply 'NO'.

Case 3: If you want VTAM to reload and restart this NCP, press the load key on the communications controller before replying 'YES', unless you have just pressed the load key for a dump as described in Case 2. If you have pressed the load key for the DUMP query, you may respond 'YES' without pressing the load key a second time.

If you do not want to reload and restart the NCP, reply 'NO'.

**IST6761 ERP CAUSED ID = xxxxxxxx RESET TO ONLINE, NOT  
IN USE STATE**

*Explanation:* When processing in the NCP abnormally terminates, switched connections are lost and are not automatically recovered by VTAM. This message indicates that the specified node has lost its connections in this manner. This condition may also apply to locally attached clusters.

*System Action:* Configuration restart continues for the node that abnormally terminated.

*Operator Response:* Attempt to modify the network configuration or notify all VTAM applications in an effort to reestablish the lost connections.

**IST6771 INACTIVATE FOR ID = xxxxxxxx REJECTED  
DEVICE(S) ACTIVE**

*Explanation:* A VARY INACT for an SDLC link was issued but the link had active devices on it.

*System Action:* The inactivate request will be ignored.

*Operator Response:* Ensure that all devices (physical and logical units) on the link are inactive before attempting to deactivate again.

**IST6781 LOGON FAILED FOR xxxxxxxx - LOGMODE yyyyyyyy  
INVALID**

*Explanation:* A VARY LOGON of the specified logical unit failed because the specified logon mode on the VARY LOGON command is not valid for the logical unit for one of the following reasons:

1. The logon mode is not in the logon mode table for the logical unit. This indicates that the logon mode table specified for the logical unit in the VTAM configuration definition deck does not include the logon mode.
2. No logon mode table is associated with the logical unit, but the logon mode is not included in the default logon mode table.
3. No valid logon mode table is associated with the logical unit, and no valid default logon mode table exists.

**System Action:** No vary logon processing is done to change the controller for the logical unit or to initiate logon of the logical unit. Command processing continues with any other nodes affected by the command.

**Operator Response:** Verify that the correct logon mode and correct mode name are specified on the VARY LOGON command. Verify that the correct logon mode table has been associated with the logical unit by the installation configuration definition process and that the logon mode is in the table.

**IST679A PLEASE DIAL = LINE = xxxxxxxx NO, yyyyyyyy  
yyyyyyyyyyyyyyyyyyyy**

**Explanation:** Manual dial out is required. The network operator is requested to dial the specified phone number on the specified line.

**System Action:** VTAM has caused the NCP to begin monitoring for a connection to complete on the line. The application's request to connect to the device is kept waiting until the connection is complete.

**Operator Response:** The network operator must successfully establish the requested connection or he must issue the VARY INOP command against the line to break the wait state.

**IST680I CONNECTION REQUEST DENIED | ID = xxxxxxxx,  
yyyyyyyyyyyyyyyy**

**Explanation:**

xxx...x = node name

yyy...y = INSUFFICIENT STORAGE or  
PU/LU OFF LINE or  
OPNDST FAILED or  
ACTIVATE PU FAILED or  
PATH NOT AVAILABLE

An application program has attempted to establish connection (that is, issue an OPNDST macro) with a logical unit (LU). VTAM cannot establish connection with the logical unit or the physical unit associated with the logical unit (xxxxxxx) for the reason listed above as yyy...y.

**System Action:** The system continues processing.

**Operator Response:** For insufficient storage, OPNDST failure, or physical unit-logical unit activation failure, the application may try to connect at a later time. For physical unit-logical unit offline, the operator may try to place the device online and connect again. For the path-not-available condition, the operator may be required to switch to a back-up line.

**IST681A POTENTIALLY OPEN CONNECTION ON LINK  
xxxxxxx - MANUALLY HANG UP**

**Explanation:** Sufficient storage was not available to perform the I/O necessary to break a switched connection that is no longer needed.

**System Action:** Since I/O cannot be processed, the connection on that link may remain active. The physical unit is left in a usable state.

**Operator Response:** The operator should manually break connection on that link.

**IST682I UNABLE TO ISSUE DISCONTACT TO PU xxxxxxxx -  
PU IS UNRECOVERABLE**

**Explanation:** Sufficient storage was not available to break contact for PU xxxxxxxx on a switched line.

**System Action:** The PU will be left in an unusable state.

**Operator Response:** Until the communications controller is deactivated and then reactivated (using the VARY command), this PU cannot be used.

**IST683I CONNECTION REQUEST DENIED, ID = xxxxxxxx  
NODE NAME = yyyyyyy**

**Explanation:** Connection for the specified node failed due to an I/O error. This message is always followed by message IST684I.

**System Action:** Processing continues. (Message IST684I is issued.)

**Operator Response:** Make this message and its associated message IST684I available for installation programmer analysis.

**IST684I I/O ERR, CSW = xxxxxxxxxxxxxxxx, SENSE = yyyy**

**Explanation:** The above error information is provided as an aid for installation programmer analysis. It should be used in conjunction with message IST683I.

xxx...x = channel status word

yyyy = sense data

**System Action:** Processing continues.

**Operator Response:** None.

**IST685I INVALID OPTIONS ON VARY PATH COMMAND -  
ID = xxxxxxxx**

**Explanation:** The VARY PATH command has been issued with a contradictory parameter. To activate or deactivate a group of paths, specify the group identifier (GID) and the name of the switched subarea. To activate or deactivate a specific path for a given physical unit, specify the path identifier (PID) and the name of the physical unit. Either a GID was specified when a PID was required, or vice-versa.

**System Action:** The command is ignored.

**Operator Response:** Reenter the command with the correct parameters.

**IST686I INVALID NODE TYPE FOR VARY PATH COMMAND -  
ID = xxxxxxxx**

**Explanation:** The specified ID is not a recognized node name of either a switched subarea or a physical unit in a switched subarea.

**System Action:** The command is ignored.

**Operator Response:** Reenter the command with a correct node name.

**IST687I NO PATHS FOUND FOR VARY PATH COMMAND -  
ID = xxxxxxxx**

**Explanation:** There are no available paths in the designated switched subarea.

**System Action:** The command is ignored.

**Operator Response:** Reenter the command with the correct switched subarea name or the correct group identifier.

**IST688I VARY FAILED FOR ID = xxxxxxxx - INSUFFICIENT  
STORAGE**

**Explanation:** The ID specifies an eight-character node name. The command processing was unable to obtain a work area to process a request for the indicated node.

**System Action:** Processing of the VARY command continues.

**Operator Response:** Wait for a while and retry the command when storage now in use may be freed by VTAM. If storage is still unavailable, attempt to alleviate the problem by canceling a job or deactivating part of the network to make space available. If the problem persists, it may be necessary to allocate more VTAM buffer storage.

**IST689I UNABLE TO REACTIVATE ID = xxxxxxxx**

**Explanation:** After a successful restart of a communications

controller that had failed, an attempt to reactivate the specified node has failed.

**System Action:** The failing node is marked offline to VTAM.

**Operator Response:** Determine whether or not there has been a hardware malfunction. If so, issue: VARY NET, ACT, ID = nodename after the malfunction has been corrected.

**IST690I CONNECTION REQUEST DENIED - INVALID STATION ID = xxxxxxxxxxxx**

**Explanation:** A physical unit dialed in to VTAM and presented the specified ID. This ID did not resolve into a node name of an online physical unit.

**System Action:** The connection to the physical unit is broken.

**Operator Response:** If the operator wants to make it possible for the specified physical unit to dial in, the appropriate VARY ACT command must be issued.

**IST691I ANSWER FAILED FOR ID = xxxxxxxx NODE NOT ACTIVE**

**Explanation:** A VARY command with the 'ANS' option is allowed only on active nodes.

**System Action:** Processing of the VARY command is terminated. The system status is unchanged.

**Operator Response:** Activate the node before retrying the command.

**IST692I VARY FAILED FOR ID = xxxxxxxx CONNECTION SEQUENCE COMPLETED**

**Explanation:** The requested VARY INOP operation cannot be performed for the link or physical unit because the connection sequence is already completed. VARY INOP should only be entered for a PU or a link when the operator is unable to complete a connection as requested by VTAM. VARY INOP is ineffective when a connection is already established.

**System Action:** The command is terminated. The system status is unchanged.

**Operator Response:** Reenter the command with a new node name.

**IST693I UNABLE TO DISCONNECT ID = xxxxxxxx**

**Explanation:** A disconnection of the specified node failed due to an I/O error or insufficient storage.

**System Action:** The system continues processing.

**Operator Response:** The operator may issue VARY NET,INACT, I, ID = NODENAME so that the system will be able to release the resources allocated to the specified node.

**IST694I ID = xxxxxxxx NOW OFFLINE, yyyyyyyyyyyyyyy**

**Explanation:**

xxxxxxx = node name

yyy...y = one of the following:

- SCV FAILED - A set control vector request to inform the NCP of the node's characteristics failed.
- OPNDST FAILED - VTAM's attempt to establish a session (open destination) with the node failed.
- ACTLU FAILED - VTAM's attempt to issue an activate logical unit request to the node failed.
- LINK ID = xxxxxxxx OFFLINE - VTAM attempted to establish a session with the node using the specified link which has become offline due to an error condition.

**System Action:** The node for which the failure occurred is marked offline to VTAM but an indication has been made that a connection was attempted.

**Operator Response:** For reasons 1, 2, and 3, determine whether a hardware malfunction is causing the failure. If so, enter VARY NET, ACT, ID = xxxxxxxx after the situation has

been corrected. For reason 4, activate the link that is offline and reissue the command.

**IST695I LOGON REJECT FOR ID = xxxxxxxx APPLICATION = yyyyyyyy UNKNOWN**

**Explanation:**

xxxxxxx = logical unit name

yyyyyyy = application program

A logical unit has requested connection to an application program, but that program is unknown.

**System Action:** Processing continues.

**Operator Response:** The VTAM operator can issue a VARY ACT command to make the application program known to VTAM and then start the application in the host system. Further recovery actions, such as informing the started applications which logical units attempted to contact them, can be found in descriptions of the started applications' protocols.

**IST696I LOGON REJECT FOR ID = xxxxxxxx APPLICATION = yyyyyyyy NOT ACTIVE**

**Explanation:** A logical unit has requested connection to an application program, but that program is not active.

**System Action:** Processing continues.

**Operator Response:** The VTAM operator should start the inactive program. Further recovery actions can be found in the started applications' protocols.

**IST800I TERMINAL xxxxxxxx RELEASED BY NETSOL DUE TO I/O ERRORS**

**Explanation:** An I/O error has occurred on the specified device. The network solicitor has detected the error and has issued a close destination release for the terminal.

**System Action:** The specified terminal is released from the network solicitor after the close destination is issued.

**Operator Response:** Try issuing a VARY LOGON command to log the terminal back onto the network solicitor. If the problem recurs, the network solicitor will again release the terminal and this message will be reissued; TOLTEP could then be used to determine the nature of the error.

**IST801I VTAM TERMINATION TASK TERMINATED ABNORMALLY DURING INITIALIZATION**

**Explanation:** VTAM could not initialize because the VTAM Termination Task OPEN failed. The VTT has abnormally terminated. VTAM cannot terminate any user applications. If VTAM is not halted now and user applications are allowed to establish themselves to VTAM, VTAM cannot be halted unless each of the user applications does a CLOSE ACB. If the user applications should abnormally terminate without issuing a CLOSE ACB, VTAM cannot be halted.

**System Action:** The system continues processing.

**Operator Response:** Halt VTAM immediately. Have a dump printed and notify installation support personnel.

**IST802I VTAM APPLICATION xxxx NOT TERMINATED**

**Explanation:** The VTAM Termination Task could not successfully terminate the application identified. (If a name is not available, a blank appears in the message.) VTAM may not be able to halt. The application is unavailable. Devices that may be held by that application are also unavailable.

**System Action:** The system continues processing.

**Operator Response:** DAR processing (associated with message IST801I) should have preceded this message. If the dump data set and space were available, DAR has already taken a dump. Have the dump printed and notify installation support personnel.

**IST803I VTAM TERMINATION TASK TERMINATED - OPEN FAILED**

*Explanation:* The VTAM Termination Task could not open successfully and therefore VTAM could not initialize. VTAM cannot terminate any user applications. If VTAM is not halted now and user applications should issue a CLOSE ACB, if the user applications should abnormally terminate or terminate without issuing a CLOSE ACB, VTAM cannot be halted.

*System Action:* The system continues processing.

*Operator Response:* Halt VTAM immediately. Print a dump and notify installation support personnel.

**IST850I PORT SOLICITOR FAILED- SWITCHED NETWORKS ARE NOW UNAVAILABLE**

*Explanation:* The VTAM port solicitor (PORTSOL) failed during its initialization procedure which prevented it from being activated. Thus, there is no switched network support available (that is, no dial-up terminals can access VTAM).

*System Action:* The port solicitor is not activated. Processing of other networks continues.

*Operator Response:* Enter a VARY NET,INACT command followed by a VARY NET,ACT command for the port. If the problem persists, notify the system programmer of this message.

*Problem Determination:* Table I, items 2, 29.

**IST852I POLL FOR CLUSTER xxx FAILED- CLUSTER NOW UNAVAILABLE**

*Explanation:* VTAM attempted to poll the cluster control unit xxx and the operation failed. Any outstanding requests to terminals in the specified cluster are being queued by VTAM.

*System Action:* VTAM continues to handle requests to terminals not in the specified cluster, but queues any request to terminals in cluster xxx.

*Operator Response:* Enter a VARY NET,INACT command for the cluster to cause the outstanding requests to be dequeued and the associated application programs to be notified.

*Programmer Response:* Probable hardware error in the communications controller or the cluster control unit. Follow the problem determination action.

*Problem Determination:* Table I, items 2, 30.

**IST853I CLUSTER NODE xxxxxxxx FAILED- CLUSTER NOW UNAVAILABLE**

*Explanation:* VTAM attempted to process a request for cluster node xxxxxxxx and the operation failed. Any requests to terminals in this cluster are being queued by VTAM.

*System Action:* VTAM continues to handle requests to terminals not in the specified cluster, but queues any requests to terminals in cluster xxx.

*Operator Response:* Enter a VARY NET,INACT command for the specified cluster to cause the outstanding requests to be dequeued and the associated application programs to be notified.

*Problem Determination:* Table I, items 2, 27, 29.

**IST854I PORT xxx UNAVAILABLE - PERMANENT I/O ERROR**

*Explanation:* VTAM attempted to solicit the dial port xxx ten times, but was unsuccessful because of a permanent I/O error. *System Action:* Port xxx is no longer being solicited for connection.

*Operator Response:* Probable hardware error. Retry the solicit operation by entering a VARY NET,INACT command for the port and then a VARY NET,ACT command for the same port. If the operation still fails, follow the problem determination action.

*Problem Determination:* Table I, items 2, 18, 30.

**IST855I PORT xxx UNAVAILABLE - UNABLE TO SOLICIT**

*Explanation:* VTAM attempted to solicit the dial port xxx but was unsuccessful.

*System Action:* VTAM suspends processing for this port. Remaining VTAM processing continues.

*Operator Response:* Enter a VARY NET,INACT command for the port and then a VARY NET,ACT command for the same port. If this is unsuccessful, enter a VARY NET,INACT command for the specified port and follow the problem determination action.

*Problem Determination:* Table I, items 2, 18, 29.

**IST856I INVALID REQUEST TO CLUSTER xxx - REQUEST IGNORED**

*Explanation:* VTAM attempted to process a request for the cluster xxx, but failed because the request is invalid.

*System Action:* The request is ignored. System and VTAM processing continues.

*Operator Response:* If VTAM operations to cluster xxx continue normally, notify the system programmer but take no action. If the message persists, or if VTAM operations do not continue normally, enter a VARY NET,INACT command for the specified node to allow other VTAM processing to proceed.

*Problem Determination:* Table I, items 2, 18, 29.

**IST857I INSUFFICIENT STORAGE FOR DIAL-IN TO PORT xxx**

*Explanation:* The VTAM port solicitor attempted to get storage to build the necessary control blocks for dial-in node xxx. The operation was unsuccessful.

*System Action:* The port xxx remains active but is not solicited. No terminal can dial-in to that port. The port solicitor continues to operate for other ports.

*Operator Response:* If no previous HALT NET or VARY NET command on this port has been issued, enter a VARY NET,INACT command for the port and then a VARY NET,ACT command. If this operation fails, wait until the network activity is reduced before trying again.

*Programmer Response:* This message indicates that storage requirements for VTAM were underestimated in association with the network required. Check storage estimates and increase storage allocation where possible to avoid repetition of the message.

**IST858I PORT xxx UNAVAILABLE - SCHEDULE FAILED FOR SERVICE ROUTINE**

*Explanation:* One of the VTAM port solicitor service routines failed while being scheduled; therefore, the port solicitor has terminated operations on port xxx.

*System Action:* Port xxx is no longer being solicited for connection. VTAM continues to process other ports.

*Operator Response:* Issue a VARY NET,INACT command to deactivate port xxx until the system programmer has corrected the error.

*Programmer Response:* Correct ISTYPSOL, the skeleton DVT for the port solicitor, so that port xxx will again be solicited for connection.

**IST859I CANCEL OF LOGONS FAILED FOR TERMINAL xxx**

*Explanation:* When a dial disconnect occurs, the port solicitor tries to cancel any outstanding logon requests for the disconnecting terminal xxx. If VTAM cannot obtain storage or cannot obtain an internal lock, this message is issued.

*System Action:* Processing continues. Any logon requests pending for this terminal are eventually processed. When the

application finally gets control, its first I/O operation fails because a connection is not available.

*Operator Response:* Issue a VARY NET,INACT,I command to deactivate the terminal immediately (unless it is a local terminal, in which case you should enter a VARY NET,INACT command). Then reactivate the terminal with the VARY NET,ACT command.

**IST860I DEACTIVATE OF xxx CANNOT COMPLETE -  
INSUFFICIENT STORAGE**

*Explanation:* The port solicitor could not obtain sufficient storage to finish processing node xxx. The VARY NET,INACT command cannot complete. The command was issued for this node or for a higher-level node.

*System Action:* Vary deactivate processing for xxx is pending. The node is not available to VTAM until VTAM is restarted.

*Operator Response:* Cancel VTAM and restart it with more storage.

**IST998I VTAM MESSAGE xxxx ISSUED BUT DOES NOT EXIST  
- CALL IGNORED**

*Explanation:* A call was made to the VTAM message routine to issue message xxxx. This character sequence was used to search for a message entry in the VTAM message module, but no entry was found.

*System Action:* The call to the VTAM message routine is ignored after this message is issued; processing continues.

*Operator Response:* Determine whether it is a valid VTAM message ID (IST:xxxx). If valid, follow the guide for that

message. If invalid, let VTAM proceed but monitor the system activity carefully. Notify the system programmer of this message.

*Programmer Response:* Determine whether a valid VTAM message ID was missing from the message module.

*Problem Determination:* Table I, items 2, 29.

**IST999I VTAM MESSAGE VARIABLE DATA LOST -  
INSUFFICIENT STORAGE**

*Explanation:* The VTAM message routine attempted to issue a message with one or more variable fields. This type of message requires a temporary buffer, but no storage for that buffer could be obtained.

*System Action:* This message is followed by the failing message. All fields that were to contain variable data will instead contain asterisks(\*).

*Operator Response:* Attempt to relate the failing message to a recent or current operation and take the appropriate action. The DISPLAY command could also be helpful. If the message can be related to a command, and if it is imperative that you see the full message, release storage by disconnecting unused nodes or by canceling jobs. Then reenter the command that caused the message.

*Programmer Response:* Review the amount of storage allocated for VTAM and make any necessary adjustments. The size of CSA may need to be increased.



## Section 23: Problem Determination

### Problem Determination

Problem determination is the activity required to identify a failing hardware unit or program and determine who is responsible for support.

Problem determination is accomplished by using procedures specified by IBM. In some cases, these procedures may be initiated by a message or code which requires operator or programmer response. The response may include the requirement for additional problem-related data to be

collected and will attempt, where possible, to indicate "probable" failure responsibility.

Problem determination information is included for applicable messages and codes under the heading "Problem Determination." Standard problem determination actions are identified as items of Tables I and II. Unique actions are identified following the list of standard actions to be taken. In any case, it is intended that the specified actions be taken before calling IBM for support.

TABLE I

If the problem recurs, follow the problem determination aids specified by the associated message or code before calling IBM for support:	
<ol style="list-style-type: none"> <li>1. If MSGLEVEL=(1,1) was not specified in the JOB statement, specify it and rerun the job.</li> <li>2. Save the console sheet from the primary console. In systems with Multiple Console Support (MCS), save a copy of the hard copy log.</li> <li>3. Save the job stream associated with the job.</li> <li>4. Save the system output (SYSOUT) associated with the job.</li> <li>5. Make sure that the failing job step includes a:               <ol style="list-style-type: none"> <li>a. SYSABEND DD statement.</li> <li>b. SYSUDUMP DD statement.</li> <li>c. PL1DUMP DD statement.</li> </ol> </li> <li>6. Make sure that the PARM parameter of the EXEC statement specifies:               <ol style="list-style-type: none"> <li>a. MAP</li> <li>b. LIST</li> <li>c. DIAG</li> <li>d. MSG=AP</li> <li>e. CORE, if applicable</li> <li>f. XREF</li> <li>g. DUMP</li> </ol> </li> <li>7. Execute the LISTIDR function of the AMBLIST service aid program to obtain a list of all members with a PTF or local fix, and save the output. Execute the program against the:               <ol style="list-style-type: none"> <li>a. SYS1.LINKLIB data set.</li> <li>b. SYS1.SVCLIB data set.</li> <li>c. library containing the program that issued the message.</li> <li>d. SYS1.LPALIB data set.</li> </ol> </li> <li>8. Execute the Access Method Services LISTCAT command to obtain a listing of the VSAM catalog.</li> <li>9. Execute the AMBLIST service aid program to obtain               <ol style="list-style-type: none"> <li>a. an object module listing, specifying the LISTOBJ function.</li> <li>b. a load module map and cross-reference listing, specifying the OUTPUT=BOTH option of the LISTLOAD function.</li> </ol> </li> </ol>	<ol style="list-style-type: none"> <li>10. Have a copy of the Message Control Program (MCP) available.</li> <li>11. Execute the AMDSADMP service aid program to dump the contents of real storage and page data sets on magnetic tape.  After restarting the system, execute the appropriate function of the AMDPRDMP service aid program to print the required portion of the dump tape produced by AMDSADMP.  Save both the tape from AMDSADMP (should further information from the tape be required) and the listing from AMDPRDMP.</li> <li>12. Execute the SEREP program, and save the resulting output.</li> <li>13. Save all the associated output.</li> <li>14. In the normal response to this message, the programmer/operator was requested to execute a specific program. Save all output from that program.</li> <li>15. Save the program listing associated with the job.</li> <li>16. Save the dump.</li> <li>17. Have the system generation (SYSGEN) output available from               <ol style="list-style-type: none"> <li>a. Stage I</li> <li>b. Stage II</li> </ol> </li> <li>18. Execute the IFCEREP0 service aid program, to dump the SYS1.LOGREC data set. Save the resulting output.</li> <li>19. Save the assembly listing associated with the job.</li> <li>20. Save the control cards associated with the job.</li> <li>21. Save the compiler output associated with the job.</li> <li>22. Save the source input associated with the job.</li> <li>23. Save the source program listing associated with the job.</li> <li>24. Run OLTEP diagnostics for the problem device and save the output.</li> </ol>

Figure 5. Problem Determination (Part 1 of 2)

(continued)

TABLE I (continued)

<p>25. Execute the IEHLIST system utility program to obtain a list of the</p> <ol style="list-style-type: none"> <li>a. volume table of contents of the associated volume, specifying the FORMAT option.</li> <li>b. volume table of contents of the associated volume, specifying the DUMP option.</li> <li>c. directory of the associated data set.</li> </ol> <p>26. Execute the IEBTPCH data set utility to</p> <ol style="list-style-type: none"> <li>a. print the directory of the applicable data set.</li> <li>b. print the applicable data set.</li> <li>c. print the applicable member.</li> <li>d. print the applicable procedure.</li> </ol> <p>27. Have the linkage editor/loader map available.</p> <p>28. Save the associated volume.</p> <p>29. Contact IBM for programming support.</p> <p>30. Contact IBM for hardware support.</p> <p>31. Save the trace output data set.</p> <p>32. Print the trace data set with the AMDPRDMP service aid program using the EDIT statement.</p>	<p>33. Print the associated SVC Dump data set, using the AMDPRDMP service aid with the GO statement.</p> <p>34. Execute the Access Method Services LISTCAT command to</p> <ol style="list-style-type: none"> <li>a. list the contents of the applicable catalog.</li> <li>b. list the catalog entries for the applicable objects and any related objects.</li> </ol> <p>35. Run the following Access Method Services command:</p> <ol style="list-style-type: none"> <li>a. LIST MSF, for mountable and non-mountable volume.</li> <li>b. LIST MSF, specifying the CARTRIDGE parameter.</li> <li>c. PRINT, to list the Mass Storage Volume Inventory data set.</li> </ol> <p>36. Obtain the RACF profile of the associated data set, where applicable.</p>
--	--

TABLE II

GTF for Problem Determination	
<p><b>Format 1: Tracing Without Prompting for Event Keywords</b></p> <p>Before reproducing the problem, have the system operator issue a START GTF command specifying tape output, MODE=EXT and TIME=YES. In response to message AHL100A he should type TRACE=opt, where opt is the trace option indicated for the particular message or code, within the text of his reply.</p> <p>When data for the problem has been recorded, run the AMDPRDMP service aid program using the EDIT statement to format the trace output, specifying DDNAME=(ddname of the trace data set).</p> <p><b>Format 2: Tracing With Prompting for Event Keywords</b></p> <p>Before reproducing the problem, have the system operator issue a START GTF command specifying tape output, MODE=EXT and TIME=YES. In response to the message AHL100A he should specify the trace options indicated</p>	<p>for the associated message or code within the text of his reply. Then, in response to the message AHL101A, he should specify the event keywords also indicated with the associated message or code.</p> <p>When data for the problem has been recorded, run the AMDPRDMP service aid program using the EDIT statement to format the trace output, specifying DDNAME=(ddname of the trace data set).</p> <p><b>Format 3: Specialized Tracing Action</b></p> <p>Before reproducing the problem, have the system operator issue a START GTF command specifying tape output, MODE=EXT and TIME=YES. In response to message AHL100A he should type 'TRACE=SYS,USR'. The DD statement for a data set in error should specify DCB=DIAGNS=TRACE.</p> <p>When data for the problem has been recorded, execute the EDIT function of AMDPRDMP specifying the options SYS and USR=FFF.</p>

Figure 5. Problem Determination (Part 2 of 2)