

**Maintenance Library**

**3287**

**Printer  
Models 1 and 2  
Parts Catalog**

**SERIAL NUMBERS 30,000 AND ABOVE (STAGE 2)**

## PREFACE

This Parts Catalog (PC) contains listings and illustrations of all replaceable assemblies, subassemblies and detail parts released on or before December 10, 1980 for the 3287 Printer Models 1 and 2, Serial Numbers 30,000 and above.

### *Third Edition (December 1980)*

This is a major revision of, and obsoletes, form number S126-0067-1. Information in this manual is subject to changes; any such changes will be reported in later revisions or Technical Newsletters.

This manual may contain reference to, or information about, IBM products (machines and programs), programming, or services that are not announced in your country. Such references or information must not be construed to mean that IBM intends to announce such IBM products, programming, or services in your country.

Publications are not stocked at the address given below; requests for IBM publications should be made to your IBM representative or to the IBM branch office serving your locality.

This manual has been prepared by the IBM System Communication Division, Planning, Production, and Controls, Department E03, P.O. Box 12195, Research Triangle Park, North Carolina 27709.

A form is provided at the back of this manual for reader's comments. If the form has been removed, comments may be sent to the above address. IBM may use or distribute any of the information you supply in any way it believes appropriate without incurring any obligation whatever. You may, of course, continue to use the information you supply.

IBM has prepared this maintenance manual for the use of IBM customers engineers in the installation, maintenance, and repair of the specific machines indicated. IBM makes no representation that it is suitable for any other purpose.

The drawings and specifications contained herein shall not be reproduced in whole or in part without written permission.

**GLOSSARY**

- 1 NO NO. - When this notation appears in the Part No. column, it denotes a part or group of parts that have not been assigned a part number or which are not recommended for field replacement.
- 2 NR - This notation in the Part No. column denotes a part not recommended for field replacement.
- 3 NP - This notation in the Part No. or Description column indicates parts that are non-procurable. In these cases the next higher assembly should be ordered.
- 4 AR - The notation AR in the Units Per Asm. column indicates that the quantity of the part is used as required.
- 5 SIMILAR ASSEMBLIES - If two or more assemblies contain a majority of identical parts, they are combined in the same listing. Parts common to assemblies are illustrated and listed by one index number. Parts peculiar to one or the other of the assemblies are listed separately and identified either in the description of the part, or by a descriptive trailer line.
- 6 REF - The notation REF in the Units Per Asm. column indicates that the listing of the assembly is repeated and reference should be made to its previous listing for the quantity required.
- 7 INDENTURE - The indentation of items under the numerals 1 through 4 at the head of the Description column shows the relationship between assemblies, subassemblies and detail parts. For example:
  - 1 2 3 4
  - (No dot)      MAIN ASSEMBLY
  - (One dot)      ● Detail parts of main assembly
  - (One dot)      ● Assembly within main assembly
  - (Two dot)      ● ● Detail part of one dot assembly
  - (Two dot)      ● ● Assembly within one dot assembly
  - (Three dot)    ● ● ● Detail parts of two dot assembly
- 8 ATT PT - This notation in the Description column is used to denote hardware that attaches assemblies, subassemblies and detail parts to the next higher assembly. The attaching hardware is listed immediately following the part to be attached.

FIGURE - INDEX NUMBER	PART NUMBER	UNITS PER ASM.	DESCRIPTION			
			1	2	3	4
22 -	NO NO.	REF	TRANSPORT AND VACUUM ASSEMBLY			
1			THIS ASSEMBLY CANNOT BE ORDERED FOR REPLACEMENT, SEE LIST 2-252 FOR NEXT HIGHER ASM			
- 1	1846187	1	● DOOR ASSEMBLY, VACUUM COLUMN - MODS 6, 8			
- 1	1846188	1	● DOOR ASSEMBLY, VACUUM COLUMN - MOD 4			
- 2	55918	5	FOR DETAIL BREAKDOWN, SEE FIGURE 23A			
- 3	45690	5	● SCREW, MACH BD HD - 10-32 X 0.625 LG ATT PT			
- 4	2512946	AR	● WASHER, FL - 0.203 ID X 0.408 OD ATT PT			
- 4	2512948	AR	● SHIM, DOOR VAC COLUMN 0.015 THK			
- 5	1846100	AR	● SHIM, DOOR VAC COLUMN 0.030 THK			
- 9	2523727	1	● PNEUMATIC HOSES TRANSPORT ASSEMBLY			
- 10	1767707	1	FOR DETAIL BREAKDOWN, SEE FIGURE 24			
- 11	322562	3	● DISC, DECORATIVE			
- 12	1767705	1	● COVER			
- 13	1766920	1	● SCREW, BD HD - 10-32 X 2.000 INCHES LG ATT PT			
- 14	1767720	1	● CAM			
- 15	356742	3	● SPRING, COMP 1.190 OD X 2.750 LG			
- 16	5489002	3	● HUB ASM			
- 17	1090873	6	● ● CLAMP, 0.375 ID X 0.173 MTG HOLE			
- 18	1767703	3	● ● SCREW, MACH BD HD - 6-32 X 0.250 LG ATT PT			
- 19	1767711	3	● ● LOCKWASHER, SPLIT - 0.168 ID X 0.296 OD ATT PT			
			● ● ROLLER, TRIPLE			
			● ● ROLLER, SINGLE			

HOW TO FIND PART INFORMATION:

WHEN ASSEMBLY LOCATION IS KNOWN

PERFORM STEPS

- ①, ③ AND ④

WHEN ASSEMBLY NAME IS KNOWN

PERFORM STEPS

- ②, ③ AND ④

WHEN PART NUMBER IS KNOWN

PERFORM STEPS

- ⑤, ⑥ AND ⑦

① TURN TO THE VISUAL INDEX - THEN LOCATE, BY ILLUSTRATION, THE ASSEMBLY CONTAINING THE PART.

② TURN TO THE CONTENTS PAGE - THEN LOCATE, BY NAME, THE ASSEMBLY CONTAINING THE PART.

③ TURN TO THE PAGE FOR THAT ASSEMBLY - THEN LOCATE THE PART VISUALLY.

④ USING THE INDEX NUMBER SHOWN WITH THE PART, REFER TO THE ACCOMPANYING LISTING TO OBTAIN THE PART NUMBER, DESCRIPTION AND QUANTITY.

⑤ TURN TO THE NUMERICAL INDEX - THEN NOTE THE FIGURE AND INDEX NUMBER GIVEN FOR THAT PART NUMBER.

⑥ TURN TO THE FIGURE NUMBER GIVEN - THEN FIND THE INDEX NUMBER ON THE ILLUSTRATION.

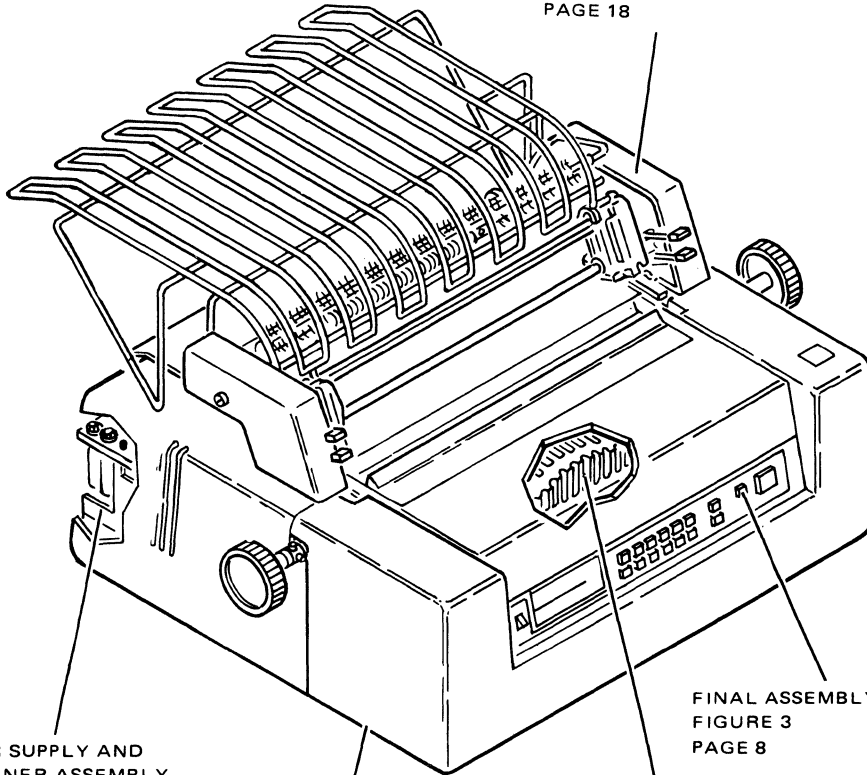
⑦ FIND THE CORRESPONDING INDEX NUMBER IN THE ACCOMPANYING LISTING TO OBTAIN THE DESCRIPTION AND QUANTITY OF THE PART.

**NOTE:**  
IF THE DESIRED ITEM IS PART OF A SUBASSEMBLY NOT BROKEN DOWN WITHIN THAT FIGURE, REFER TO THE FIGURE ASSIGNED TO THE SUBASSEMBLY, LOCATE THE PART VISUALLY AND OBTAIN THE PART NUMBER, DESCRIPTION AND QUANTITY FROM THE ACCOMPANYING LISTING.

	<b>Page</b>
Cable Assemblies with Component Parts . . . . .	48
<b>3287 PRINTER</b>	
3287 Printer Terminal . . . . .	2
Cover Assembly . . . . .	6
Final Assembly-Printer Terminal (2 sheets). . . . .	8
Forms Guide Assembly, Friction Feed. . . . .	18
Power Supply and Stiffener Assembly . . . . .	20
Power Unit Assembly. . . . .	24
Tractor and Guide Assembly, Narrow Forms . . . . .	14
<b>PRINTER ASSEMBLY</b>	
Carrier Assembly with Ribbon Box (2 sheets) . . . . .	38
Carrier Assembly with Ribbon Cartridge (2 sheets) . . . . .	42
Emitter Assembly, Forms Feed . . . . .	36
Final Assembly, Printer . . . . .	26
Frame Assembly . . . . .	30
Frame Assembly A . . . . .	34
Platen Assembly . . . . .	28
Power Supply Assembly, Printer. . . . .	46

NARROW FORMS TRACTOR  
AND GUIDE ASSEMBLY  
FIGURE 4  
PAGE 14

FRICION FEED FORMS  
GUIDE ASSEMBLY  
FIGURE 5  
PAGE 18



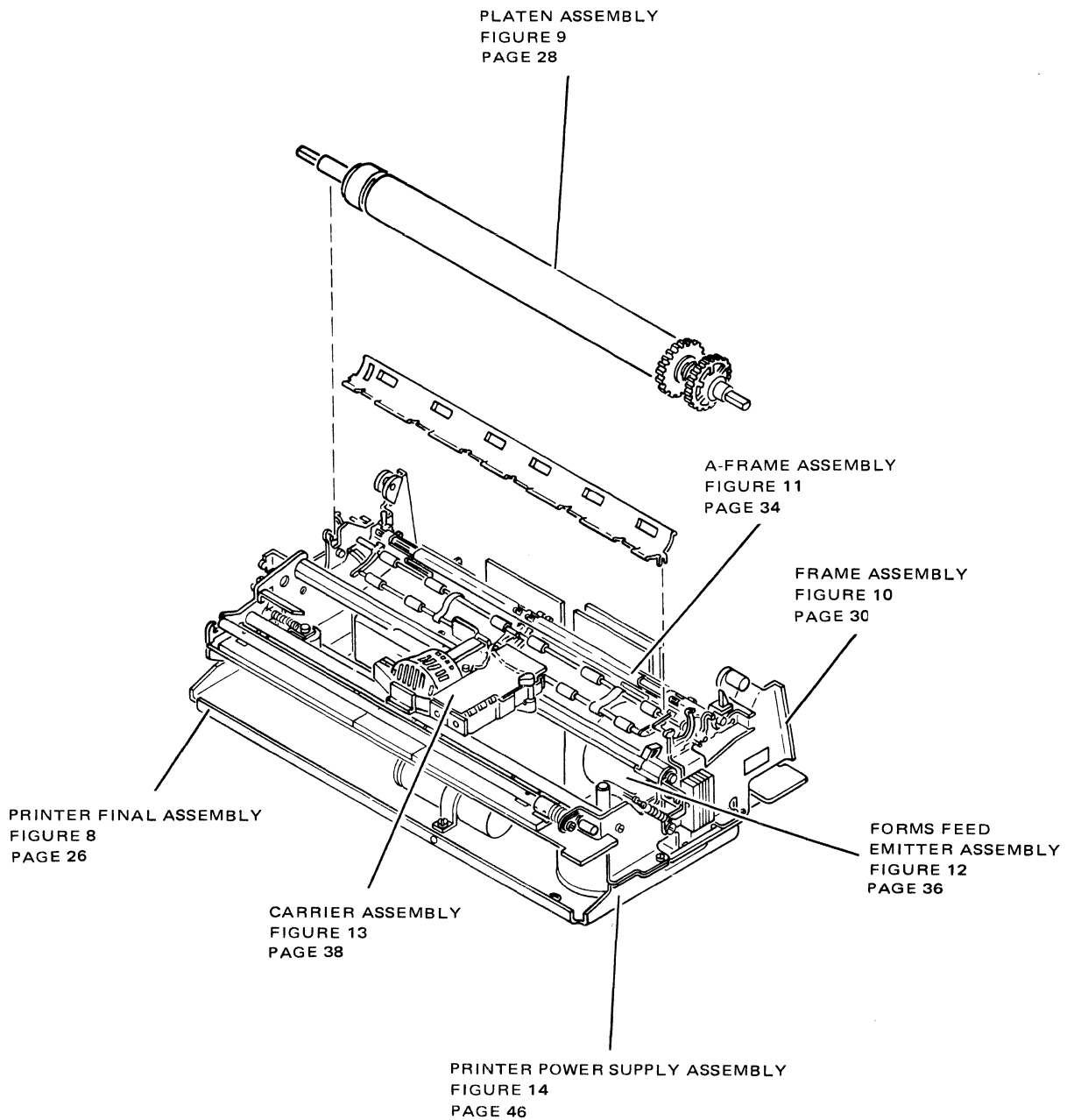
POWER SUPPLY AND  
STIFFENER ASSEMBLY  
FIGURE 6  
PAGE 20

COVER ASSEMBLY  
FIGURE 2  
PAGE 6

PRINTER FINAL ASSEMBLY  
VISUAL INDEX II PAGE V

FINAL ASSEMBLY-PRINTER TERMINAL  
FIGURE 3  
PAGE 8

3287 PRINTER TERMINAL  
FIGURE 1  
PAGE 2



CABLE ASSEMBLIES WITH  
COMPONENT PARTS  
FIGURE 15  
PAGE 48

VISUAL INDEX II. PRINTER ASSEMBLY





## **CATALOG SECTION**

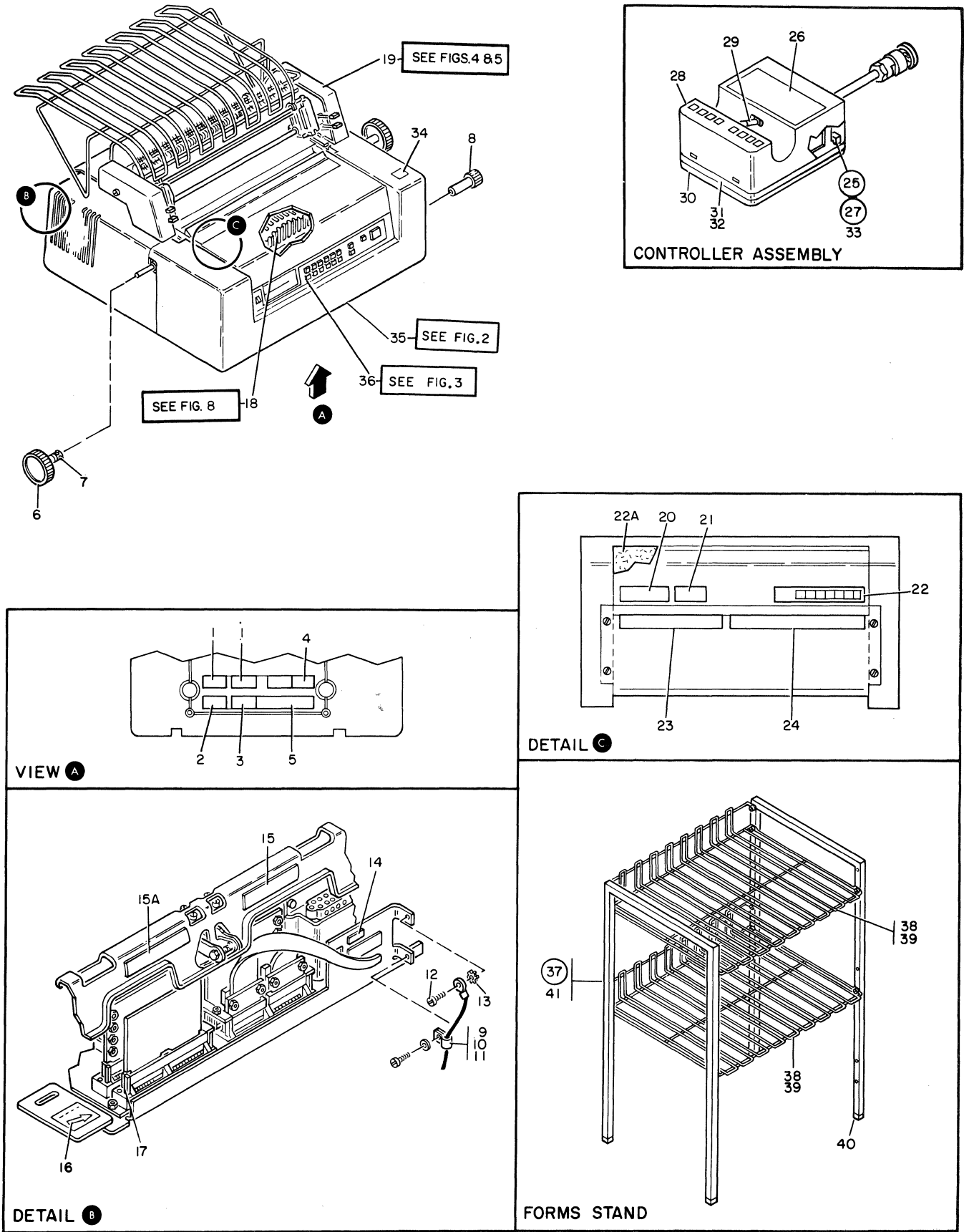


FIGURE 1. 3287-III PRINTER TERMINAL. SEE LIST 1.

3287-III PRINTER TERMINAL

FIGURE- INDEX NUMBER	PART NUMBER	UNITS PER ASM.	DESCRIPTION				
			1	2	3	4	
1 -	1786309	1	3287-III PRINTER TERMINAL FOR ILLUSTRATION,SEE FIGURE 1				
- 1	845762	1	• DECAL, VOLTAGE				
- 1	855261	1	• PLATE-AUX POWER CORD				
- 1	8112301	1	• PLATE-MFG EXPORT WT				
- 1	8112302	1	• PLATE-MFG EXPORT WT				
- 2	842555	1	• PLATE-UL APPROVAL 114				
- 2	842556	1	• PLATE-UL APPROVAL NOT 114 OR 478				
- 2	855286	1	• PLATE-UL APPROVAL 478				
- 2	960766	1	• PLATE, CSA APPROVAL				
- 3	855264	1	• PLATE, MFG BY USA				
- 3	855265	1	• PLATE-MANUFACTURED BY				
- 3	855266	1	• PLATE, MANUFACTURED BY WT				
- 3	855267	1	• PLATE, MFG FOR USA				
- 3	855268	1	• PLATE, MFG FOR				
- 3	855269	1	• PLATE, MFG FOR WT				
- 3	855270	1	• PLATE, RECON BY USA				
- 3	855272	1	• PLATE, RECON BY WT				
- 3	855273	1	• PLATE, RENOV BY USA				
- 3	855275	1	• PLATE, RENOV BY WT				
- 3	855276	1	• PLATE, RECON FOR USA				
- 3	855278	1	• PLATE, RECON FOR WT				
- 3	855279	1	• PLATE, RENOV FOR USA				
- 3	855281	1	• PLATE, RENOV FOR WT				
- 3	855284	1	• PLATE, MFG EXPORT				
- 3	855285	1	• PLATE, UK IMPORT				
- 3	8112300	1	• PLATE-MFG EXPORT GNK				
- 4	855282	1	• PLATE, SERIAL NO. LT				
- 4	855283	1	• PLATE, SERIAL NO. RT				
- 5	5194896	1	• PLATE-POWER RATING				
- 5	5194897	1	• PLATE-POWER RATING				
- 5	5895649	1	• PLATE-POWER RATING CANADIAN				
- 5	5996127	1	• PLATE, POWER				
- 6	8544255	2	• KNOB ASM-NEW STYLE(INLINE SETSCREWS)				
- 6	7363640	2	• KNOB ASM-OLD STYLE(90 DEG OFFSET SETSCR)				
- 7	123780	4	• SCREW,6 FLU- 10-32 X 0.188 LG NEW STYLE (INLINE)				ATT PT
- 7	1175107	4	• SCREW OLD STYLE (90 DEG OFFSET)				ATT PT
- 8	7363638	1	• KNOB ASM				
- 9	356742	1	• CLAMP,ADJUSTABLE				
- 10	236550	1	• SCREW, BD HD 4-40 X 0.375 LG				ATT PT
- 11	257985	1	• WASHER, FLAT, #4 X 0.250 OD X 0.028 THK				ATT PT
- 12	236550	1	• SCREW, BD HD 4-40 X 0.375 LG				
- 13	338169	1	• WASHER, LOCK, EXT TEETH, #4 X 0.2600D				
- 14	2721946	1	• LABEL				
- 15	369207	1	• LABEL				
- 15	1753548	1	• LABEL CANADIAN FRENCH PLACE LABEL OVER ENGLISH LABEL				
- 15A	1754027	1	• LABEL				
- 16	1715817	1	• LABEL				
- 17	4412721	1	• RETAINER, CARD				
- 18	4410088	1	• PRINTER FINAL ASSEMBLY- 80 CPS MACHINE WITH RIBBON BOX				
- 18	1638767	1	• PRINTER FINAL ASSEMBLY- 120 CPS MACHINE WITH RIBBON BOX				
- 18	6846938	1	• PRINTER FINAL ASSEMBLY- 80 CPS MACHINE WITH RIBBON CARTRIDGE				
- 18	6846939	1	• PRINTER FINAL ASSEMBLY- 120 CPS MACHINE WITH RIBBON CARTRIDGE FOR DETAIL BREAKDOWN,SEE FIGURE 8				
- 19	1753620	1	• NARROW FORMS TRACTOR/GUIDE ASSEMBLY FOR DETAIL BREAKDOWN,SEE FIGURE 4				
- 19	1753574	1	• STANDARD FORMS TRACTOR/GUIDE ASSEMBLY FOR DETAIL BREAKDOWN SEE FIGURE 4				
- 19	1753643	1	• FRICTION FEED FORMS GUIDE ASSEMBLY FOR DETAIL BREAKDOWN,SEE FIGURE 5				
- 20	855260	1	• PLATE-POWER RATING-CANADA AND JAPAN				
- 21	960766	1	• LABEL,CSA APPROVAL-CANADA ONLY				
- 22	1754025	1	• LABEL,SERIAL NO.-WRITE IN				
- 22	4508354	1	• LABEL,SERIAL NO.-WRITE IN-JAPAN ONLY				
- 22A	1643816	AR	• FOAM,ACCOUSTIC-WTC ONLY				
- 23	8544432	1	• LABEL,CAUTION-ENGLISH				
- 24	8544433	1	• LABEL,CAUTION-FRENCH				

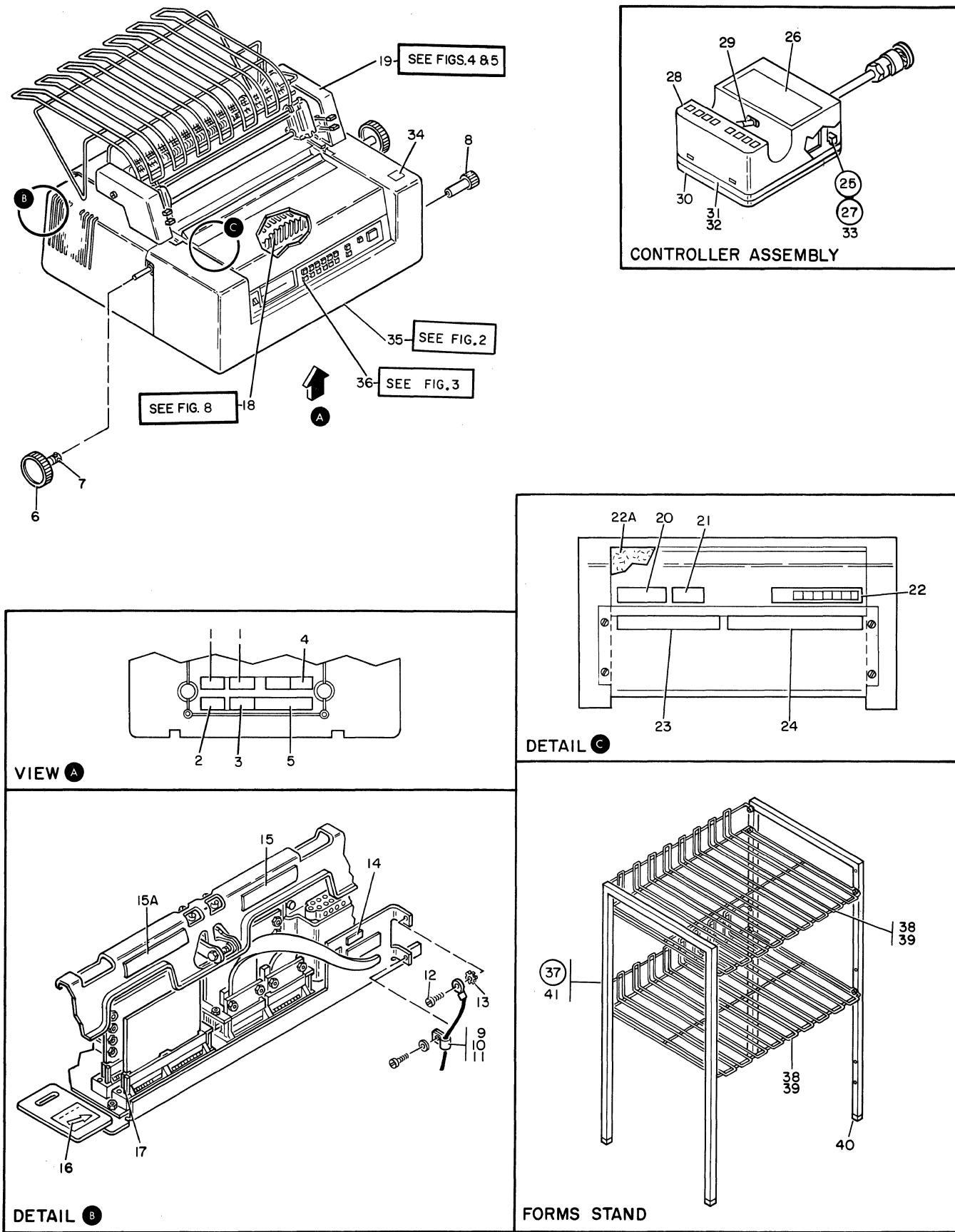


FIGURE 1. 3287-III PRINTER TERMINAL. SEE LIST 1.

3287-III PRINTER TERMINAL

FIGURE- INDEX NUMBER	PART NUMBER	UNITS PER ASM.	DESCRIPTION				
			1	2	3	4	
1 - 24	8544434	1	•				LABEL, CAUTION-GERMAN
- 24	8544435	1	•				LABEL, CAUTION-ITALIAN
- 24	8544436	1	•				LABEL, CAUTION-JAPANESE
- 24	8544437	1	•				LABEL, CAUTION-SPANISH
- 24	8544438	1	•				LABEL, CAUTION-BRAZILIAN
- 24	8544439	1	•				LABEL, CAUTION-CANADIAN FRENCH
- 24	8544478	1	•				LABEL, CAUTION-BELGIUM
- 24	8544479	1	•				LABEL, CAUTION-DANISH
- 24	8544480	1	•				LABEL, CAUTION-FINNISH
- 24	8544481	1	•				LABEL, CAUTION-SWEDISH
- 25	1754288 NP	1	•				CONTROLLER ASSEMBLY
- 26	1754291	1	•	•			LABEL, CAUTION-ENGLISH
- 26	1754294	1	•	•			LABEL, CAUTION-FRENCH
- 26	1754295	1	•	•			LABEL, CAUTION-GERMAN
- 26	1754296	1	•	•			LABEL, CAUTION-ITALIAN
- 26	1754298	1	•	•			LABEL, CAUTION-JAPANESE
- 26	1754297	1	•	•			LABEL, CAUTION-SPANISH
- 26	1754292	1	•	•			LABEL, CAUTION-BRAZILIAN
- 26	1754293	1	•	•			LABEL, CAUTION-CANADIAN FRENCH
- 27	1754093	1	•	•			CONTROLLER ASM
- 28	1743426	1	•	•	•		COVER
- 29	1743485	1	•	•	•		SWITCH ASM
- 30	1753463	1	•	•	•		PAD
- 31	1753462	1	•	•	•		PLATE
- 32	1743498	1	•	•	•		SCREW, SELF TAP FL HD- 8-32 X 0.50 LG ATT PT
- 33	1743427	1	•	•	•		PLATE, BASE
- 34	8544286	1	•				NAMEPLATE-MODEL 1
- 34	8544287	1	•				NAMEPLATE-MODEL 2
- 35	8544267 NP	1	•				COVER ASSEMBLY
- 36	8544421 NP	1	•				FOR DETAIL BREAKDOWN, SEE FIGURE 2 FINAL ASSEMBLY-PRINTER TERMINAL FOR DETAIL BREAKDOWN, SEE FIGURE 3
- 37	2526750 NP	1	•				FORMS STAND ASM
- 38	2526782	2	•	•			TRAY
- 39	738378	12	•	•			SCREW, THD FORMING, PAN HD, 8-32 X 0.250 ATT PT
- 40	737967	4	•	•			GLIDE
- 41	2526783	2	•	•			FRAME

FOR PARTS  
NOT SHOWN  
SEE FIG. 1

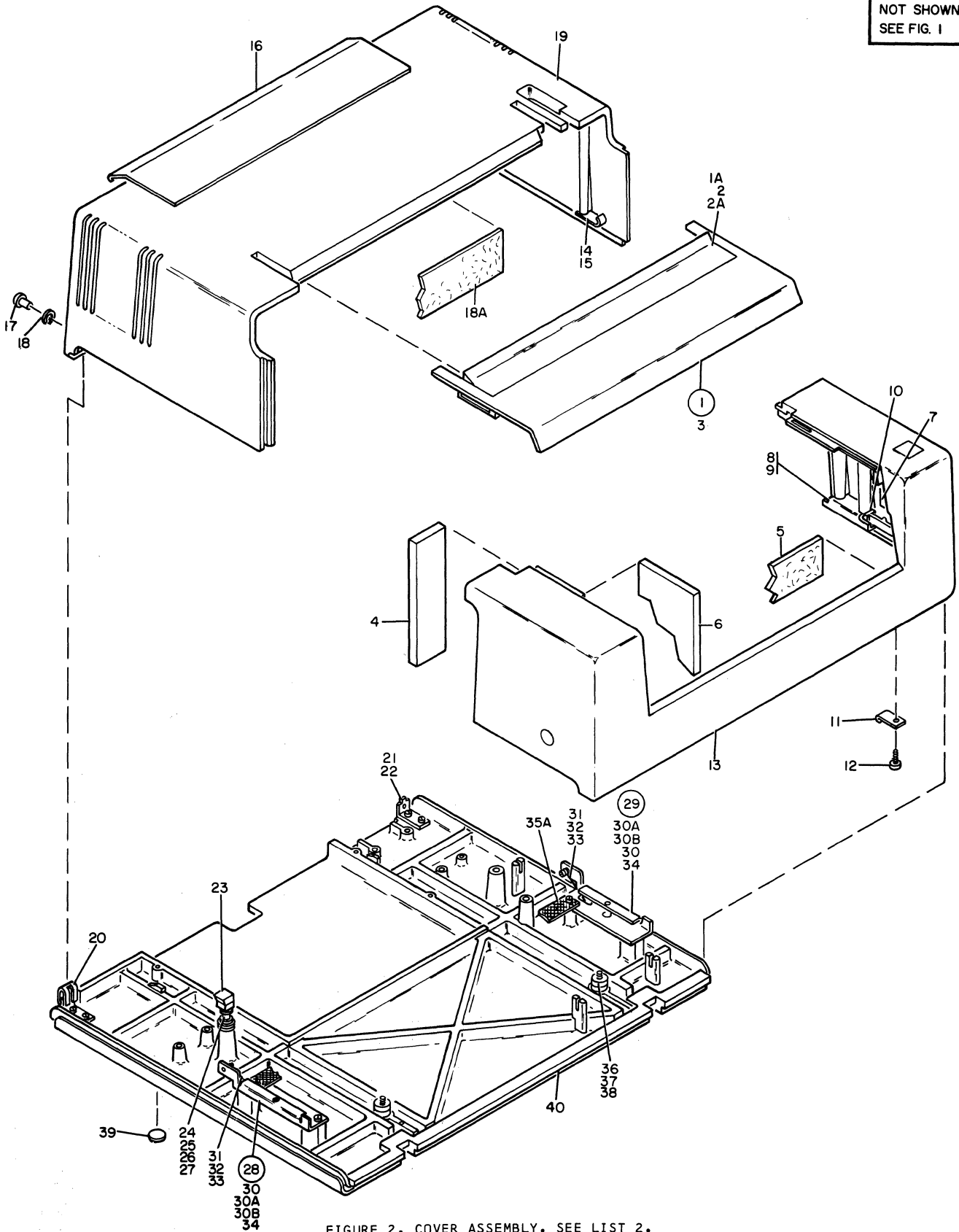


FIGURE 2. COVER ASSEMBLY. SEE LIST 2.

## COVER ASSEMBLY

FIGURE- INDEX NUMBER	PART NUMBER	UNITS PER ASM.	DESCRIPTION			
			1	2	3	4
2 -	8544267 NP	REF	COVER ASSEMBLY FOR NEXT HIGHER ASM,SEE FIGURE 1-27 FOR ILLUSTRATION,SEE FIGURE 2			
- 1	8496379	1	• COVER ASM-SLIDE			
- 1A	8544302	1	• • WINDOW			
- 2	2451197	6	• • SCREW-HEX WSHR HD (OLD STYLE)			
- 2	8281116	2	• • SCREW-FLAT HD (NEW STYLE)			
- 2A	8281117	4	• • SCREW-BIND HD (NEW STYLE)			
- 3	8544303	1	• • COVER-SLIDE			
- 4	7363725	2	• PAD, ACOUSTIC FOAM			
- 5	7363726	1	• PAD, ACOUSTIC FOAM			
- 6	7363729	1	• PAD,ACOUSTIC FOAM			
- 7	7363730	1	• PAD,ACCOUSTIC FOAM			
- 8	2767777	2	• BRACKET			
- 9	1608427	4	• SCREW AND LOCKWASHER			
- 10	2767778	2	• LEVER			
- 11	7363688	2	• CATCH, SPRING			
- 12	1608427	2	• SCREW AND LOCKWASHER			
- 13	8544307	1	• COVER ASM-UPPER FRONT			
- 14	7363689	2	• CATCH, SPRING			
- 15	1608427	2	• SCREW AND LOCKWASHER			
- 16	8544268	1	• PLATE-PAPER GUIDE			
- 17	1611309	2	• STUD, TWIST LOCK			
- 18	1611308	2	• RETAINER-RING			
- 18A	1715333	1	• LINER			
- 19	8544306	1	• COVER ASM-UPPER REAR			
- 20	362177	2	• CLIP			
- 21	8544425	2	• BRACKET			
- 22	1608427	4	• SCREW AND LOCKWASHER			
- 23	1147178	2	• MOUNT			
- 24	1715967	2	• STUD			
- 25	322065	2	• SCREW,BIND HD- 6-32 X .625 LG			
- 26	1091508	2	• WASHER,FLAT 5/32 ID X 7/16 OD X 1/16 THK			
- 27	3550	4	• WASHER, FLAT, 1/4 X 9/16 OD X 0.050 THK			
- 28	2767779	1	• LATCH ASM-LEFT			
- 29	2767780	1	• LATCH ASM-RIGHT			
- 30	1206477	3	• SCREW AND LOCKWASHER			
- 30A	76574	2	• LOCKWASHER,EXT TOOTH,0.267 ID X 0.510 OD			
- 30B	1622304	2	• WASHER,FLAT M4- 9 OD X 0.8 THK			
- 31	7363644	1	• • LATCH			
- 32	1621172	1	• • SCREW, MACH PAN HD M3 X 10 LG			
- 33	7363654	2	• • SPACER			
- 34	2767775	1	• • BRACKET,LATCH-LEFT			
- 35	2767776	1	• • BRACKET,LATCH-RIGHT			
- 35A	5240500	2	• STRAP,GROUND			
- 36	1715355	2	• SHOCKMOUNT			
- 37	234321	2	• SCREW/LOCKWASHER,FIL HD 8-32 X .625 LG			
- 38	1753458	2	• SPACER			
- 39	5552863	7	• PAD			
- 40	8544305	1	• COVER-BASE			

FOR PARTS  
NOT SHOWN  
SEE FIG. 1

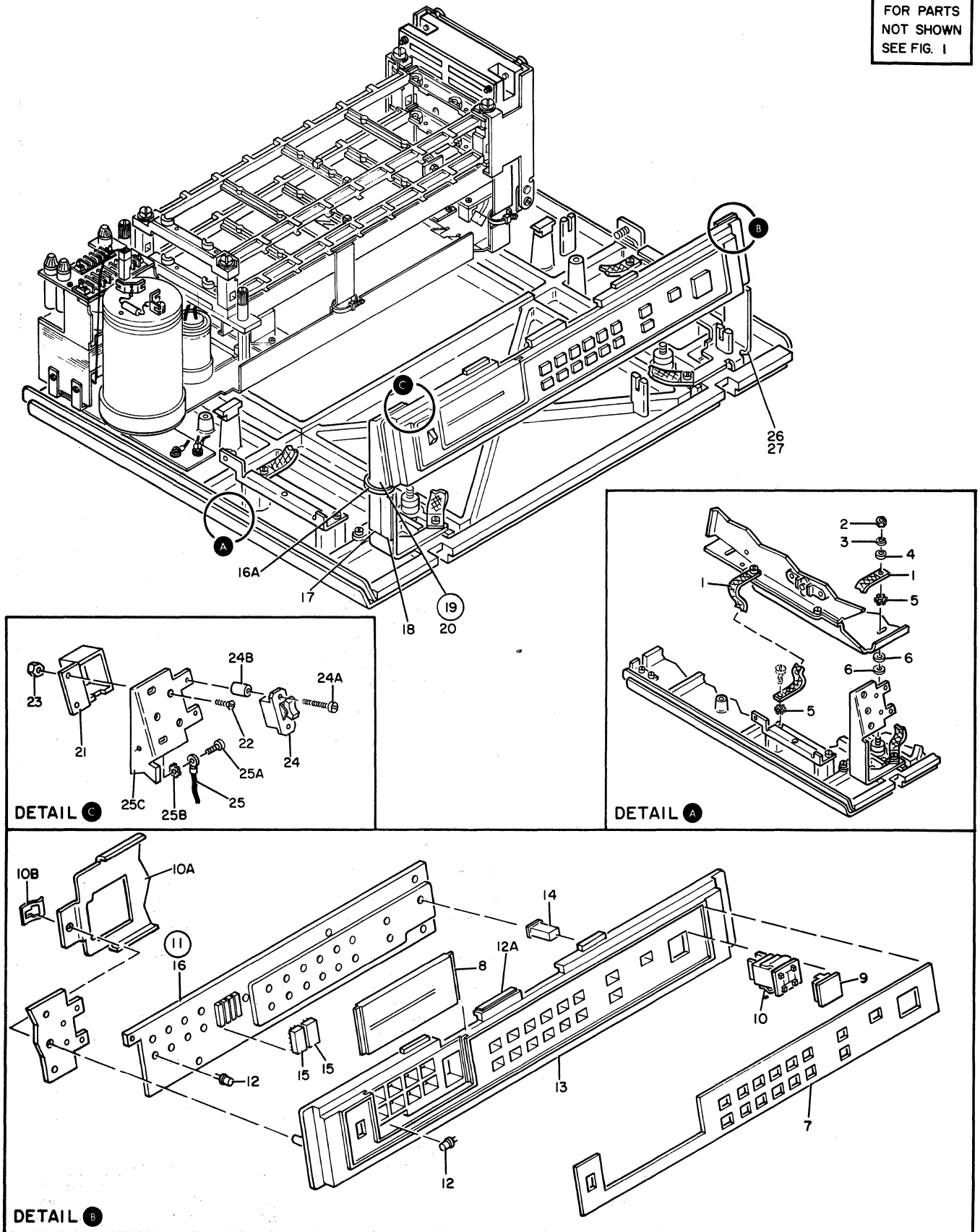


FIGURE 3. FINAL ASSEMBLY-PRINTER TERMINAL. SHEET 1 OF 2. INDEX NOS. 1-27. SEE LIST 3.



FINAL ASSEMBLY-PRINTER TERMINAL

FIGURE- INDEX NUMBER	PART NUMBER	UNITS PER ASM.	DESCRIPTION			
			1	2	3	4
3 -	8544421 NP	REF	FINAL ASSEMBLY-PRINTER TERMINAL FOR NEXT HIGHER ASM,SEE FIGURE 1-36 FOR ILLUSTRATION,SEE FIGURE 3			
- 1	5240500	4	• STRAP, BRAIDED-GROUND			
- 2	3960	2	• NUT, PLAIN, HEX, 1/4-20 X 7/16 FL W			
- 2A	8544339	2	• SCREW,SHLDR-M4 X 5.5 THD			
- 3	6935	2	• WASHER, LOCK, SPLIT, 1/4 X 0.493 OD			
- 4	3550	2	• WASHER, FLAT, 1/4 X 9/16 OD X 0.050 THK			
- 5	76974	8	• LOCKWASHER,EXT TOOTH,0.267 ID X 0.510 OD			
- 6	3550	4	• WASHER, FLAT, 1/4 X 9/16 OD X 0.050 THK			
- 7	8496382	1	• INSERT,OPERATOR PANEL-ENGLISH/JAPANESE			
- 7	8496383	1	• INSERT,OPERATOR PANEL-FRENCH			
- 7	8496384	1	• INSERT,OPERATOR PANEL-GERMAN			
- 7	8496385	1	• INSERT,OPERATOR PANEL-ITALIAN			
- 7	8496386	1	• INSERT,OPERATOR PANEL-SPANISH			
- 7	8496387	1	• INSERT,OPERATOR PANEL-BRAZILIAN			
- 7	8496388	1	• INSERT,OPERATOR PANEL-CANADIAN FRENCH			
- 8	8544273	1	• INDICATOR PANEL-ENGLISH/JAPANESE			
- 8	8544274	1	• INDICATOR PANEL-FRENCH			
- 8	8544275	1	• INDICATOR PANEL-GERMAN			
- 8	8544276	1	• INDICATOR PANEL-ITALIAN			
- 8	8544277	1	• INDICATOR PANEL-SPANISH			
- 8	8544277	1	• INDICATOR PANEL-BRAZILIAN			
- 8	8544278	1	• INDICATOR PANEL-CANADIAN FRENCH			
- 9	8544292	1	• PLATE USED WHEN DECADE SWITCH IS NOT PRESENT			
- 10	8544383	1	• CABLE ASM-DECADE SWITCH FOR CABLE COMPONENTS,SEE FIGURE 15			
- 10A	8544317	1	• STIFFENER-OPERATOR PANEL			
- 10B	8544427	2	• CLIP,RETAINING			
- 11	8544271	1	• OPERATOR PANEL ASM			
- 12	8544309	10	• • DIODE,LIGHT EMITTING (LED)			
- 12A	8544443	1	• • LABEL			
- 13	8544281	1	• • PANEL,OPERATOR			
- 14	8544304	1	• • KEYBUTTON			
- 15	1582715	2	• • DISPLAY			
- 16	8544296	1	• • BOARD ASM,OPERATOR PANEL			
- 16A	1159519	1	• TIE,CABLE			
- 17	138754	1	• LABEL,VOLTAGE-ENGLISH			
- 18	6812831	1	• LABEL-CANADIAN FRENCH			
- 18	8544482	1	• LABEL-BELGIUM			
- 18	6825818	1	• LABEL-FINNISH			
- 18	6812828	1	• LABEL-FRENCH			
- 18	6812830	1	• LABEL-ITALIAN			
- 18	6812832	1	• LABEL-GERMAN			
- 18	8544457	1	• LABEL-NORWEGIAN			
- 18	8551903	1	• LABEL-SWEDISH			
- 19	8544441	1	• BRACKET ASM-LEFT			
- 20	1608427	3	• SCREW AND LOCKWASHER			
- 21	2721699	1	• • COVER			
- 22	1621183	2	• • SCREW			
- 23	1622402	2	• • NUT DBL CHAMFERED HEX-M3.5 X 2.8 THK			
- 24	8544382	1	• • CABLE ASM-POWER SWITCH FOR CABLE COMPONENT PARTS SEE FIGURE 15			
- 24A	1621005	2	• • SCREW,CHEESE HD-M72 X 1.0 LG			
- 24B	8544310	2	• • SPACER			
- 25	8544357	1	• • JUMPER ASM			
- 25A	1621190	1	• • SCREW			
- 25B	1622346	1	• • WASHER,EXT STAR LOCK M4- 8 OD X 0.5 THK			
- 25C	8544280	1	• • BRACKET-LEFT			
- 26	8544279	1	• • BRACKET-RIGHT			
- 27	1206447	2	• SCREW AND LOCKWASHER			

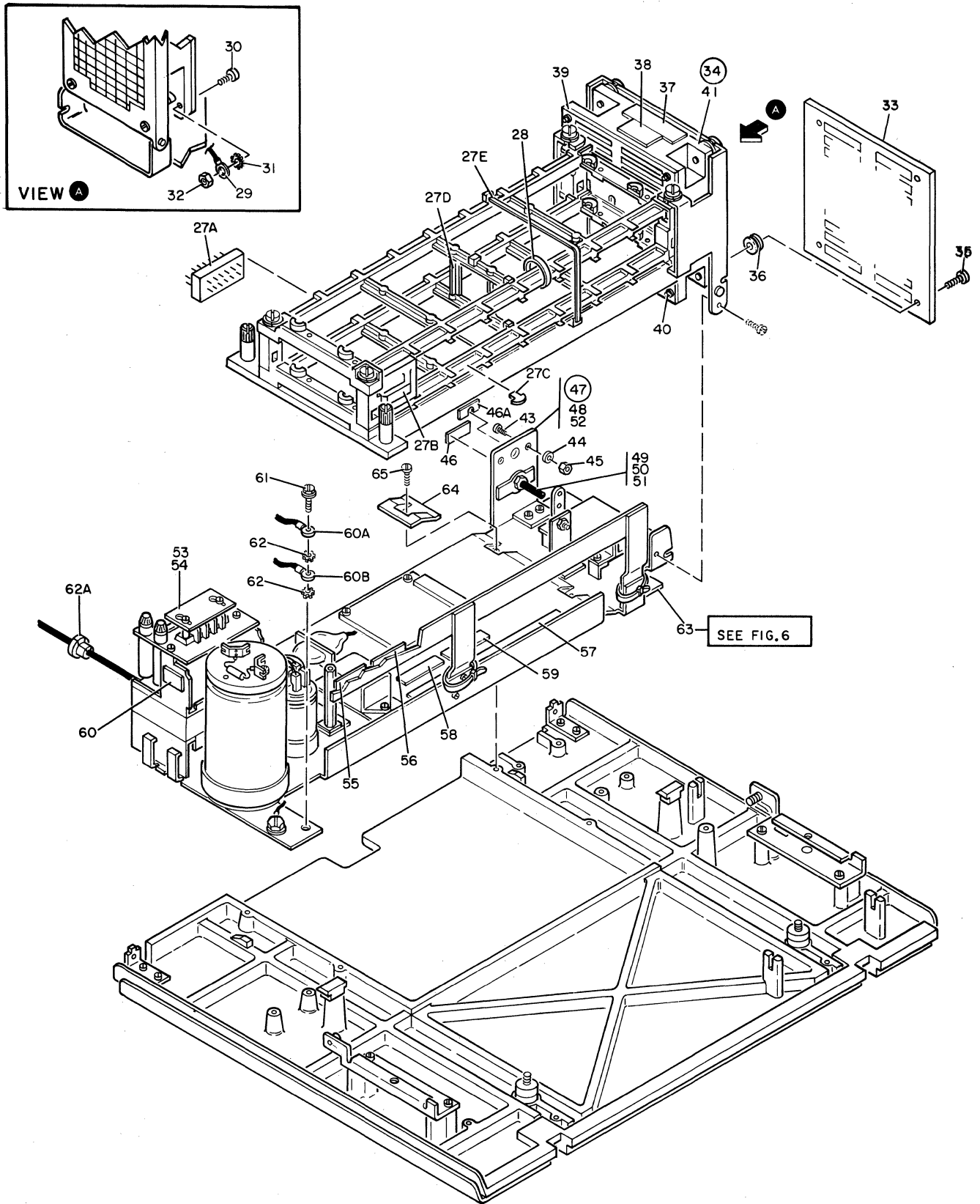


FIGURE 3. FINAL ASSEMBLY-PRINTER TERMINAL. SHEET 2 OF 2. INDEX NOS. 27A-65. SEE LIST 3.

FINAL ASSEMBLY-PRINTER TERMINAL

FIGURE- INDEX NUMBER	PART NUMBER	UNITS PER ASM.	DESCRIPTION			
			1	2	3	4
3 - 27A	2731011	8	• INTERPOSER			
- 27B	2732736	4	• CROSSOVER			
- 27C	2632773	AR	• CLIP,PLASTIC ATT PT			
- 27D	8544288	2	• POST			
- 27E	8544293	AR	• TIE ASM,CABLE			
- 27F	8544290	2	• • TIE,CABLE			
- 28	532393	1	• CLAMP,ADJUSTABLE CABLE			
- 29	8544445	1	• JUMPER ASM			
- 30	1621036	1	• SCREW,MACH CHEESE HD-M3 X 20 LG ATT PT			
- 31	1622345	1	• LOCKWASHER EXT STAR- M3.5, 7 OD ATT PT			
- 32	1622402	1	• NUT,DBL CHAMFERED HEX-M 3.5 X 2.8 THK ATT PT			
- 33	8549221	1	• GUARD- 50 HZ ONLY			
- 34	8544363	1	• FAN ASM-LV-BASIC			
- 34	8544364	1	• FAN ASM-HV-BASIC			
- 34	8544365	1	• FAN ASM-LV-BLOWER			
- 34	8544366	1	• FAN ASM-HV-BLOWER			
- 35	1161166	3	• SCREW-DOMESTIC ATT PT			
- 35	1743498	3	• SCREW-WORLD TRADE ATT PT			
- 36	8544343	4	• • GROMMET ATT PT			
- 37	369207	1	• • LABEL-ENGLISH			
- 37	1743548	1	• • LABEL-CANADIAN FRENCH/ENGLISH			
- 37	5685244	1	• • LABEL-BELGIUM			
- 37	8326801	1	• • LABEL FINNISH			
- 37	984122	1	• • LABEL-FRENCH			
- 37	8326802	1	• • LABEL-GERMAN			
- 37	8326800	1	• • LABEL-ITALIAN			
- 37	8551904	1	• • LABEL-SWEDISH			
- 38	1715335	2	PLACE DIRECTLY OVER EXISTING LABEL			
- 38	1715336	2	• • LABEL,WARNING-TEMP (BELOW 95 DEG F,32 DEG C)			
- 39	2455733	1	• • GUARD,FAN			
- 40	8544252	3	• • RIVET ATT PT			
- 41	5252642	1	• • FAN-LV-BASIC			
- 41	1715381	1	• • FAN-HV-BASIC			
- 41	597300	1	• • FAN-LV-BLOWER			
- 41	5313850	1	• • FAN-HV-BLOWER			
- 43	38434	2	• SCREW, MACH, FH, 4-40 X 7/16 LG			
- 44	257984	2	• WASHER, LOCK, SPLIT, 1/8 ID X 13/64 OD			
- 45	37913	2	• NUT,HEX- 0.375-16			
- 46	1754041	1	• LABEL-CONTROLLER(3274/3276 ATT)			
- 46	1754042	1	• LABEL-CONTROLLER(3271/3272 ATT)			
- 46A	1754286	1	• LABEL			
- 47	8544384	1	• PLATE ASM			
- 48	7362385	2	• SCREW,SELF TAP HEX WSHR HD-M4 X 8 LG ATT PT			
- 49	1753472	1	• • CABLE ASM-COAX INTERNAL (3271/3272 ATT) FOR CABLE COMPONENTS,SEE FIGURE 15			
- 50	37913	2	• • NUT ATT PT			
- 51	257984	2	• • WASHER, LOCK, SPLIT, 1/8 ID X 13/64 OD ATT PT			
- 52	8544394	1	• • BRACKET			
- 53	8544430	AR	• SHIELD,3 POSITION TB			
- 53	8544429	AR	• SHIELD,4 POS TB-USED ON 8544332/4119808/4119837/4119838 11 POS 50 HZ TXFMR ASMS			
- 53	8544428	AR	• SHIELD,6 POS TB-USED ON 8544335 6 POS TRANSFORMER ASMS			
- 53	8544323	AR	• SHIELD,7 POS TB-USED ON 8544332/4119808/4119837/4119838 11 POS 50 HZ TXFMR ASMS			
- 54	10170	AR	• SCREW ATT PT			
- 55	1753467	1	• LABEL-ENGLISH			
- 55	8544484	1	• LABEL-BELGIUM			
- 55	8544452	1	• LABEL-FINNISH			
- 55	8544453	1	• LABEL-FRENCH			
- 55	8544454	1	• LABEL-GERMAN			
- 55	8544455	1	• LABEL-ITALIAN			
- 55	8544456	1	• LABEL-SWEDISH			
- 56	845762	1	• LABEL-ENGLISH			
- 56	5685247	1	• LABEL-BELGIUM			
- 56	6825864	1	• LABEL-FINNISH			
- 56	6812822	1	• LABEL-FRENCH			
- 56	6812826	1	• LABEL-GERMAN			
- 56	6812824	1	• LABEL-ITALIAN			
- 56	8551907	1	• LABEL-SWEDISH			
- 57	1715816	1	• LABEL			
- 58	138574	1	• LABEL-ENGLISH			

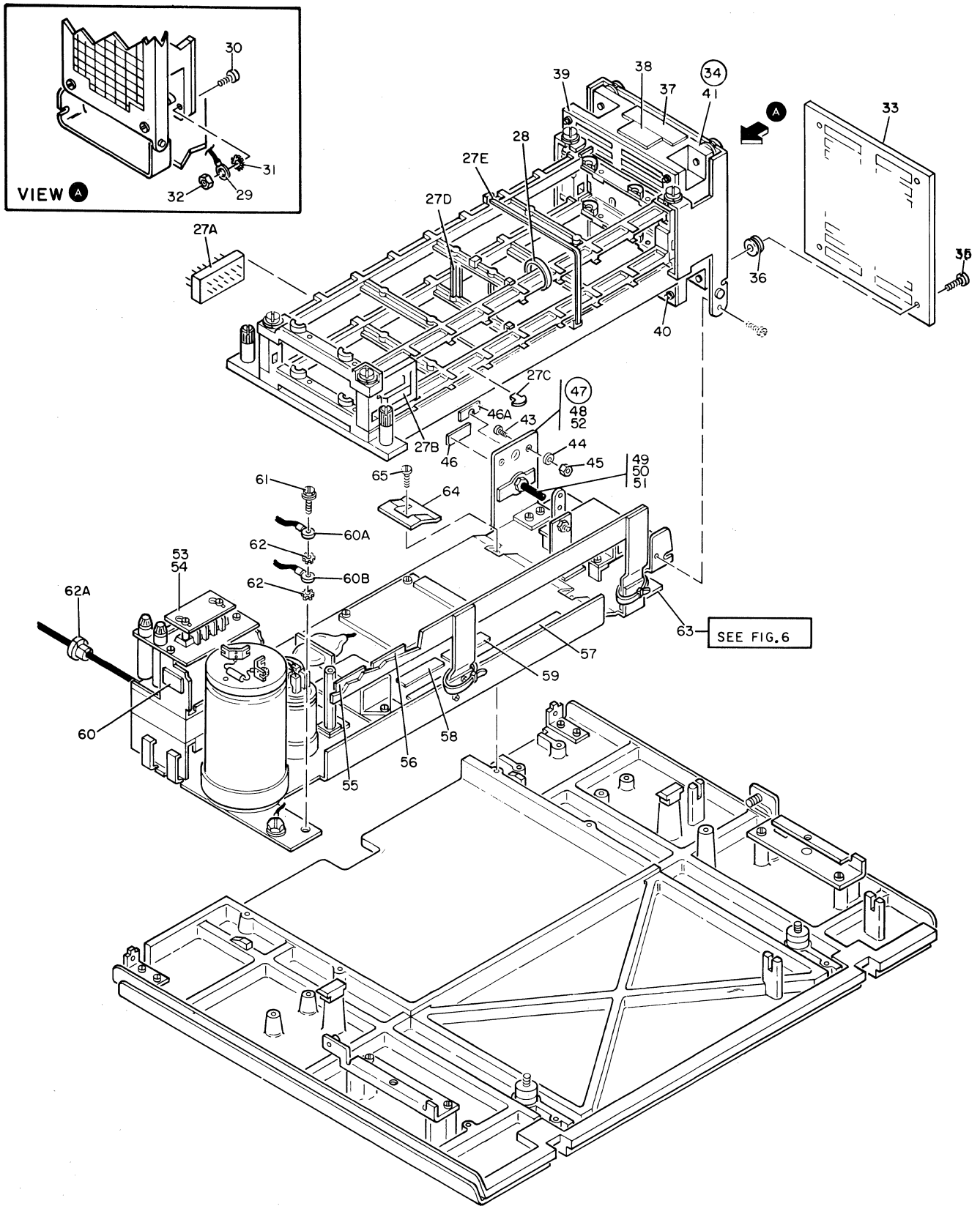


FIGURE 3. FINAL ASSEMBLY-PRINTER TERMINAL. SHEET 2 OF 2. INDEX NOS. 27A-65. SEE LIST 3.

FINAL ASSEMBLY-PRINTER TERMINAL

FIGURE- INDEX NUMBER	PART NUMBER	UNITS PER ASM.	DESCRIPTION				
			1	2	3	4	
3	- 59	6812831	1	• LABEL-CANADIAN FRENCH			
	- 59	8544482	1	• LABEL-BELGIUM			
	- 59	6825818	1	• LABEL-FINNISH			
	- 59	6812828	1	• LABEL-FRENCH			
	- 59	6812832	1	• LABEL-GERMAN			
	- 59	6812830	1	• LABEL-ITALIAN			
	- 59	8544457	1	• LABEL-NORWEGIAN			
	- 59	8551903	1	• LABEL-SWEDISH			
	- 60	8496227	1	• LABEL-ENGLISH			
	- 60	1859560	1	• LABEL-ENGLISH WTC			
	- 60	5685241	1	• LABEL-BELGIUM			
	- 60	8544458	1	• LABEL-FINNISH			
	- 60	8544459	1	• LABEL-FRENCH			
	- 60	8544460	1	• LABEL-GERMAN			
	- 60	8544461	1	• LABEL-ITALIAN			
	- 60	8544462	1	• LABEL-SWEDISH			
	- 60A	8544545	1	• JUMPER			
	- 60B	8544445	1	• JUMPER			
	- 61	1621811	1	• SCREW, SELF TAP-HEX WASHER HD M4 X 10 LG			
	- 62	1622345	2	• LOCKWASHER,EXTERNAL STAR M3.5 7 OD X 0.4			
	- 63	8544398	1	• POWER SUPPLY-HIGH VOLTAGE,60 HZ			
	- 63	8544400	1	• POWER SUPPLY-LOW VOLTAGE,50 HZ,AFE			
	- 63	8544401	1	• POWER SUPPLY-HIGH VOLTAGE,50 HZ,EMEA			
	- 63	8544402	1	• POWER SUPPLY-HIGH VOLTAGE,50 HZ,AFE			
	- 63	8544403	1	• POWER SUPPLY-LOW VOLTAGE,60 HZ,US/CANADA			
	- 63	8544404	1	• POWER SUPPLY-LOW VOLTAGE,60 HZ,WTC			
	- 63	8544448	1	• POWER SUPPLY-LOW VOLTAGE,60 HZ-AFE			
				FOR DETAIL BREAKDOWN,SEE FIGURE 6			
	- 64	8544442	3	• COVER			ATT PT
	- 65	1608427	4	• SCREW AND LOCKWASHER			ATT PT

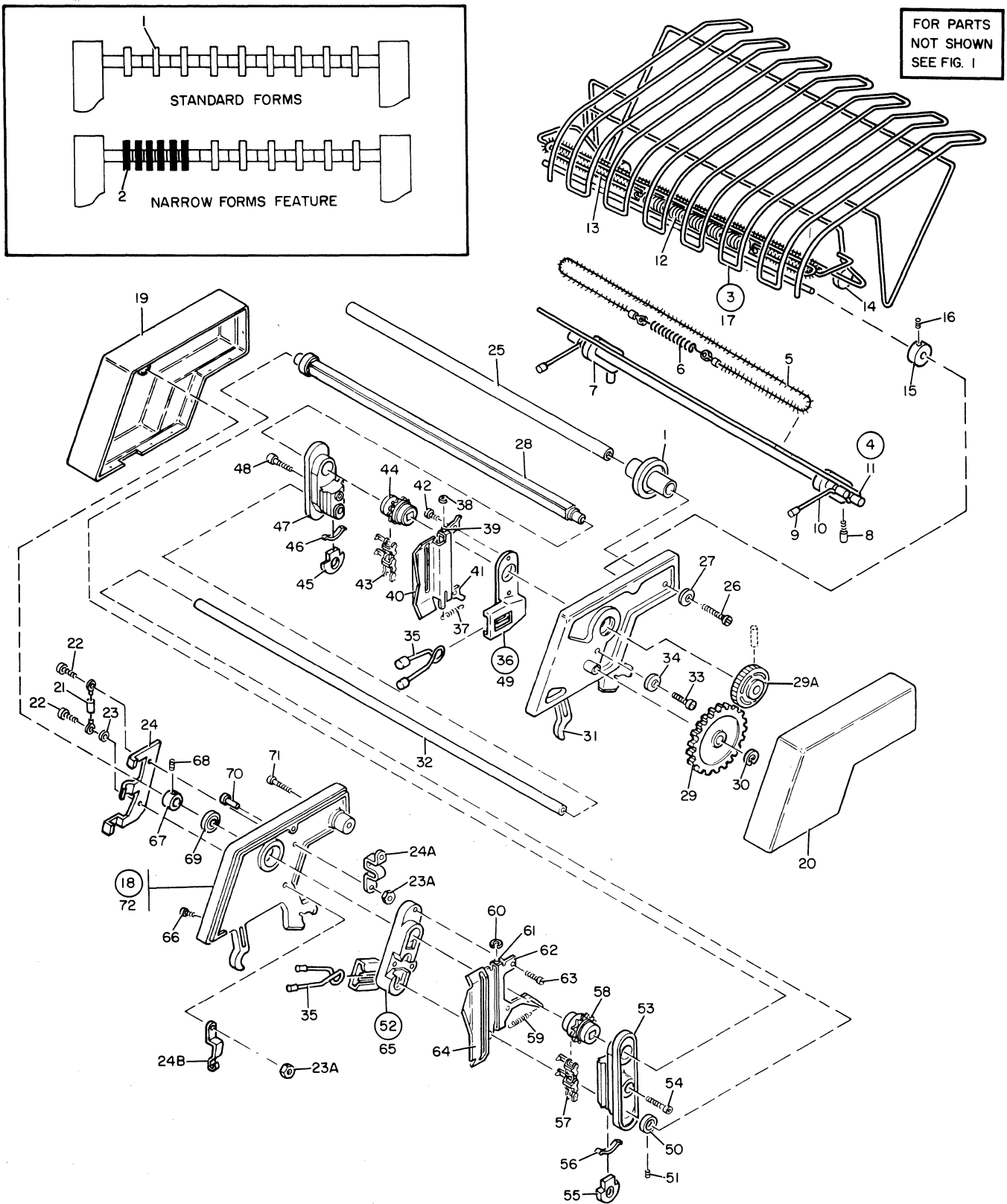


FIGURE 4. STANDARD AND NARROW FORMS TRACTOR AND GUIDE ASSEMBLY. SEE LIST 4.

STANDARD AND NARROW FORMS TRACTOR AND GUIDE ASSEMBLY

FIGURE- INDEX NUMBER	PART NUMBER	UNITS PER ASM.	DESCRIPTION			
			1	2	3	4
4 -	1753620	REF	NARROW FORMS TRACTOR/GUIDE ASSEMBLY			
-	1753574	REF	STANDARD FORMS TRACTOR/GUIDE ASSEMBLY SEE INDEX 3 FOR START OF BREAKDOWN FOR NEXT HIGHER ASM,SEE FIGURE 1-19 FOR ILLUSTRATION,SEE FIGURE 4			
- 1	843282	AR	• ROLLER-STANDARD			
- 2	1753629	6	• ROLLER-NARROW FORMS			
- 3	1753574	1	• STANDARD FORMS TRACTOR/GUIDE ASSEMBLY TRACTOR ASM WITH RESISTOR AND WIRE RACK			
- 4	1753627	1	• PAPER SHAFT ASM			
- 5	843574	1	• ELIMINATOR			
- 6	843576	1	• SPRING			
- 7	1753626	2	• GUIDE			
- 8	1186026	2	• SCREW, COLLAR 8/32 ATT PT			
- 9	2722215	2	• CAP			
- 10	1753624	1	• HANGER,FORMS			
- 11	1753625	2	• SHAFT			
- 12	843576	1	• SPRING			
- 13	843574	1	• ELIMINATOR			
- 14	1638841	2	• GUIDE,PAPER			
- 15	1753628	1	• COLLAR			
- 16	257957	1	• SETSCREW, SPLINE DR CUP PT 4-40 X 1/8 LG ATT PT			
- 17	2547850	1	• GUIDE,FORMS			
- 18	1754048	1	• TRACTOR ASM WITH RESISTOR ASM PART OF STANDARD FORMS TRACTOR/GUIDE ASM PART NUMBER 1753574 (INDEX 3)			
- 19	843138	1	• COVER-LH			
- 20	843139	1	• COVER-RH			
- 21	1753951	1	• RESISTOR ASM- 1 MEG OHM, 0.5W			
- 22	322550	2	• SCREW, MACH, BH, 6-32 X 1/2 LG ATT PT			
- 23	257986	2	• WASHER ATT PT			
- 23A	257187	2	• NUT ATT PT			
- 24	227161	1	• GROMMET, RUBBER, FOR 1/4 HOLE X 1/16 PNL			
- 24A	1638804	1	• STRAP			
- 24B	2594621	1	• CLAMP			
- 25	843281 NR	1	• SHAFT			
- 26	1638815	1	• SCREW,SPECIAL SHLDR 10-32 X 1 LG ATT PT			
- 27	638875	1	• WASHER,SPRING ATT PT			
- 28	843204 NR	1	• SHAFT AND GEAR ASSEMBLY			
- 29	843283	1	• GEAR			
- 29A	843207 NR	1	• GEAR			
- 30	311072	1	• RING, TRUARC GRIP			
- 31	1638821	1	• FRAME,RH			
- 32	1638802	1	• SHAFT			
- 33	1638816	1	• SCREW,SPECIAL SHLDR 8-32 X 3/8 LG ATT PT			
- 34	638875	1	• WASHER,SPRING ATT PT			
- 35	843206 NR	2	• LOCK SPRING ASSEMBLY			
- 36	1638823 NR	1	• TRACTOR ASM,RH			
- 37	1638833	1	• SPRING			
- 38	219633	2	• RING, RETAINING, EXT 0.073 ID X 0.015THK			
- 39	843272	1	• HINGE PIN			
- 40	1638832	1	• PLATE,PRESSURE			
- 41	843288 NR	1	• HINGE PLATE			
- 42	731626 NR	2	• SCREW ATT PT			
- 43	1638834 NR	1	• CHAIN ASM			
- 44	843285 NR	1	• SPROCKET			
- 45	1638829 NR	1	• TENSIONER			
- 46	843273 NR	1	• SPRING			
- 47	1638827 NR	1	• GUIDE,CHAIN			
- 48	2588872 NR	1	• SCREW ATT PT			
- 49	1638825	1	• CARRIER			
- 50	313694 NR	1	• COLLAR SHAFT ASSEMBLY			
- 51	151720	2	• SETSCREW, SPLINE DR CUP PT 8-32 X 3/16LG ATT PT			
- 52	1638822 NR	1	• TRACTOR ASM,LH			
- 53	1638826 NR	1	• GUIDE,CHAIN			
- 54	2588872	1	• SCREW ATT PT			
- 55	1638828 NR	1	• TENSIONER			
- 56	843273 NR	1	• SPRING			
- 57	843276 NR	1	• CHAIN ASM,TRACTOR,LEFT HAND			
- 58	843285 NR	1	• SPROCKET			
- 59	843287	1	• SPRING			
- 60	219633	2	• RING, RETAINING, EXT 0.073 ID X 0.015THK			
- 61	843275	1	• PIN,HINGE			
- 62	843286 NR	1	• HINGE PLATE			
- 63	731626 NR	3	• SCREW ATT PT			
- 64	843293	1	• PRESSURE PLATE			
- 65	1638824 NR	1	• CARRIER			

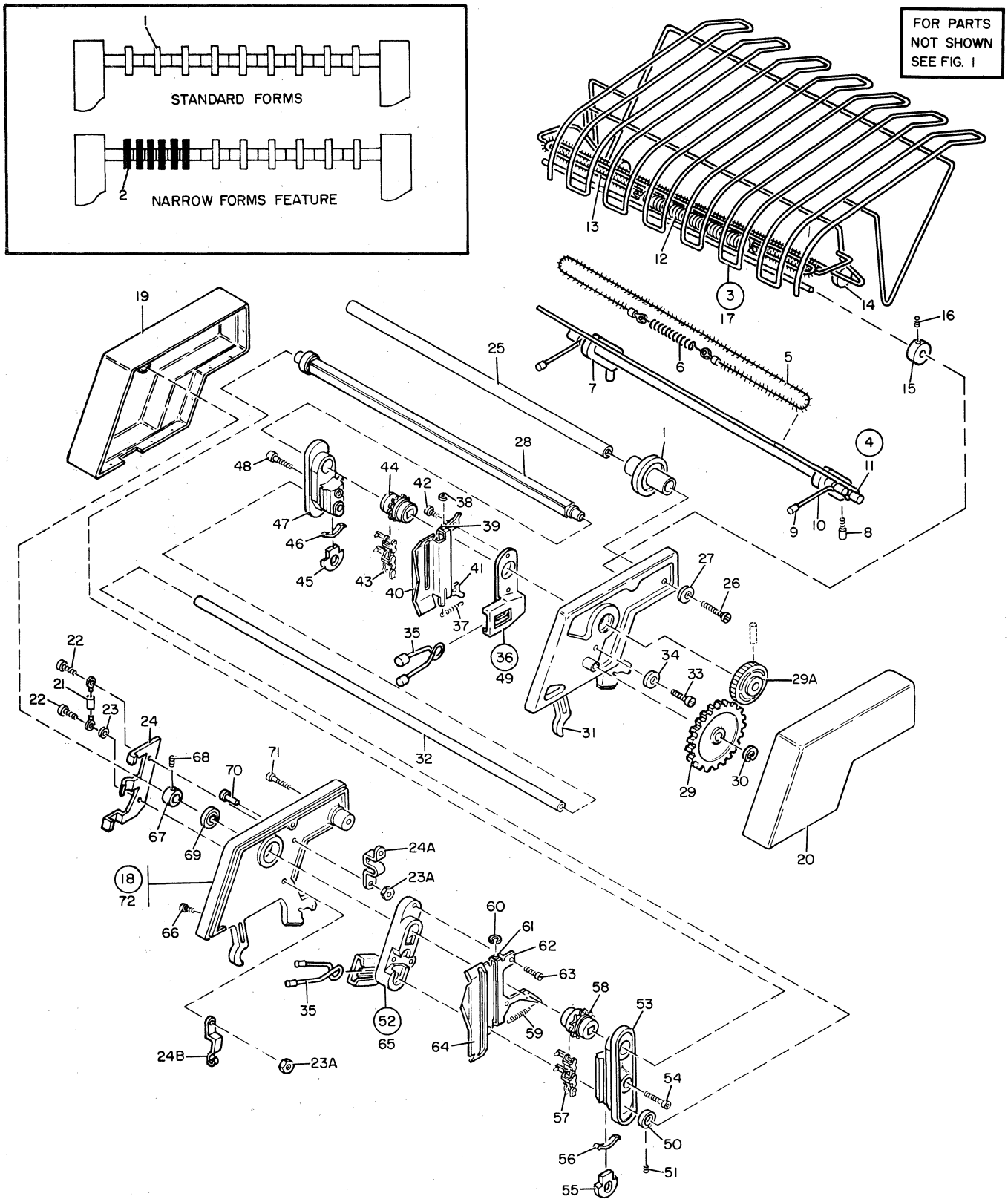


FIGURE 4. STANDARD AND NARROW FORMS TRACTOR AND GUIDE ASSEMBLY. SEE LIST 4.



STANDARD AND NARROW FORMS TRACTOR AND GUIDE ASSEMBLY

FIGURE- INDEX NUMBER	PART NUMBER	UNITS PER ASM.	DESCRIPTION			
			1	2	3	4
4 - 66	843277	1	•	•	SCREW	
- 67	327686	1	•	•	COLLAR	
- 68	1073462	2	•	•	SETSCREW, SPLINE DR, FLAT PT 6-32 X 3/16	ATT PT
- 69	156364 NR	1	•	•	BEARING, BALL, ANNULAR, 0.375ID, 0.875OD	
- 70	5350012	1	•	•	SCREW, SELF-TAP, HEX WSR H, 8-32 X 0.25	
- 71	843278	1	•	•	SCREW	
- 72	1638820	1	•	•	FRAME,LH	

FOR PARTS  
NOT SHOWN  
SEE FIG. 1

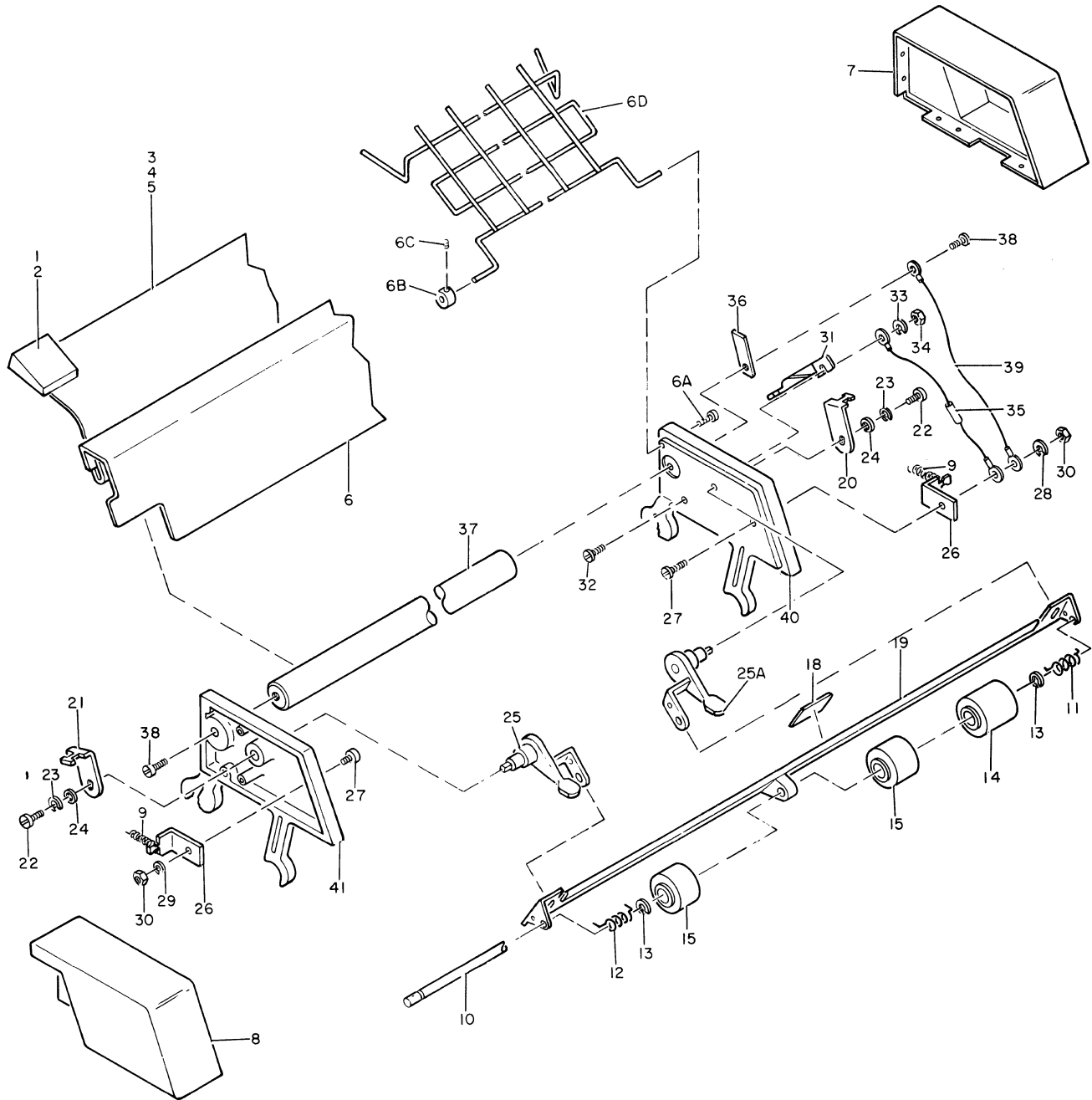


FIGURE 5. FRICTION FEED FORMS GUIDE ASSEMBLY. SEE LIST 5.

FRICION FEED FORMS GUIDE ASSEMBLY

FIGURE- INDEX NUMBER	PART NUMBER	UNITS PER ASM.	DESCRIPTION			
			1	2	3	4
5 -	1753643	REF	FRICION FEED FORMS GUIDE ASSEMBLY FOR NEXT HIGHER ASM,SEE FIGURE 1-19 FOR ILLUSTRATION,SEE FIGURE 5			
- 1	1753950	1	• BLOCK			
- 2	438548	2	• SCREW			
- 3	1753649	1	• GUIDE,PAPER-REAR			
- 4	322550	2	• SCREW, MACH, BH, 6-32 X 1/2 LG			
- 5	1753953	2	• SPACER			
- 6	1753637	1	• GUIDE,PAPER			
- 6A	67873	1	• SCREW, SELF-TAP, PAN H, 4-40 X 3/16 LG			
- 6B	1753628	1	• COLLAR			
- 6C	257957	1	• SETSCREW, SPLINE DR CUP PT 4-40 X 1/8 LG			
- 6D	1753954	1	• RACK			
- 7	2722469	1	• COVER,RH			
- 8	2722468	1	• COVER,LH			
- 9	1715965	2	• SPRING			
- 10	1753641	1	• SHAFT			
- 11	1753958	1	• SPRING,RH			
- 12	1753957	1	• SPRING,LH			
- 13	264641	2	• RING, RETAINING, EXT 0.114 ID X 0.025THK			
- 14	1141872	1	• ROLLER			
- 15	1147282	1	• ROLL ASM			
- 18	1715964	1	• LABEL			
- 19	1753959	1	• BAR,TEAR			
- 20	1753632	1	• LEVER,RH			
- 21	1753631	1	• LEVER,LH			
- 22	38264	2	• SCREW, MACH, FIL H, 4-40 X 3/8 LG			
- 23	257984	2	• WASHER, LOCK, SPLIT, 1/8 ID X 13/64 OD			
- 24	45639	2	• WASHER, FLAT, #4 X 5/16 OD X 0.020 THK			
- 25	1861897	1	• ARM ASM-LEFT			
- 25A	1861895	1	• ARM ASM-RIGHT			
- 26	1753961	2	• BRACKET			
- 27	32042	2	• SCREW			
- 28	56079	1	• WASHER			
- 29	9092	1	• WASHER, LOCK,SPLIT RING, 0.194 ID 0.3370			
- 30	11598	2	• NUT, PLAIN, HEX, 10-32 X 3/8 FL W			
- 31	2722470	1	• STRAP			
- 32	338238	1	• SCREW, MACH, BH, 4-40 NC X 0.3125 LG			
- 33	257984	1	• WASHER, LOCK, SPLIT, 1/8 ID X 13/64 OD			
- 34	37913	1	• NUT,HEX- 0.375-16			
- 35	1753955	1	• RESISTOR ASM			
- 36	1753956	1	• STRAP			
- 37	1753952	1	• SHAFT			
- 38	322620	2	• SCREW, #10, 1/2 LG			
- 39	1753648	1	• JUMPER			
- 40	1753638	1	• FRAME,RH			
- 41	1753639	1	• FRAME,LH			

FOR PARTS  
NO. SHOWN  
SEE FIG. 3  
SHEET 2

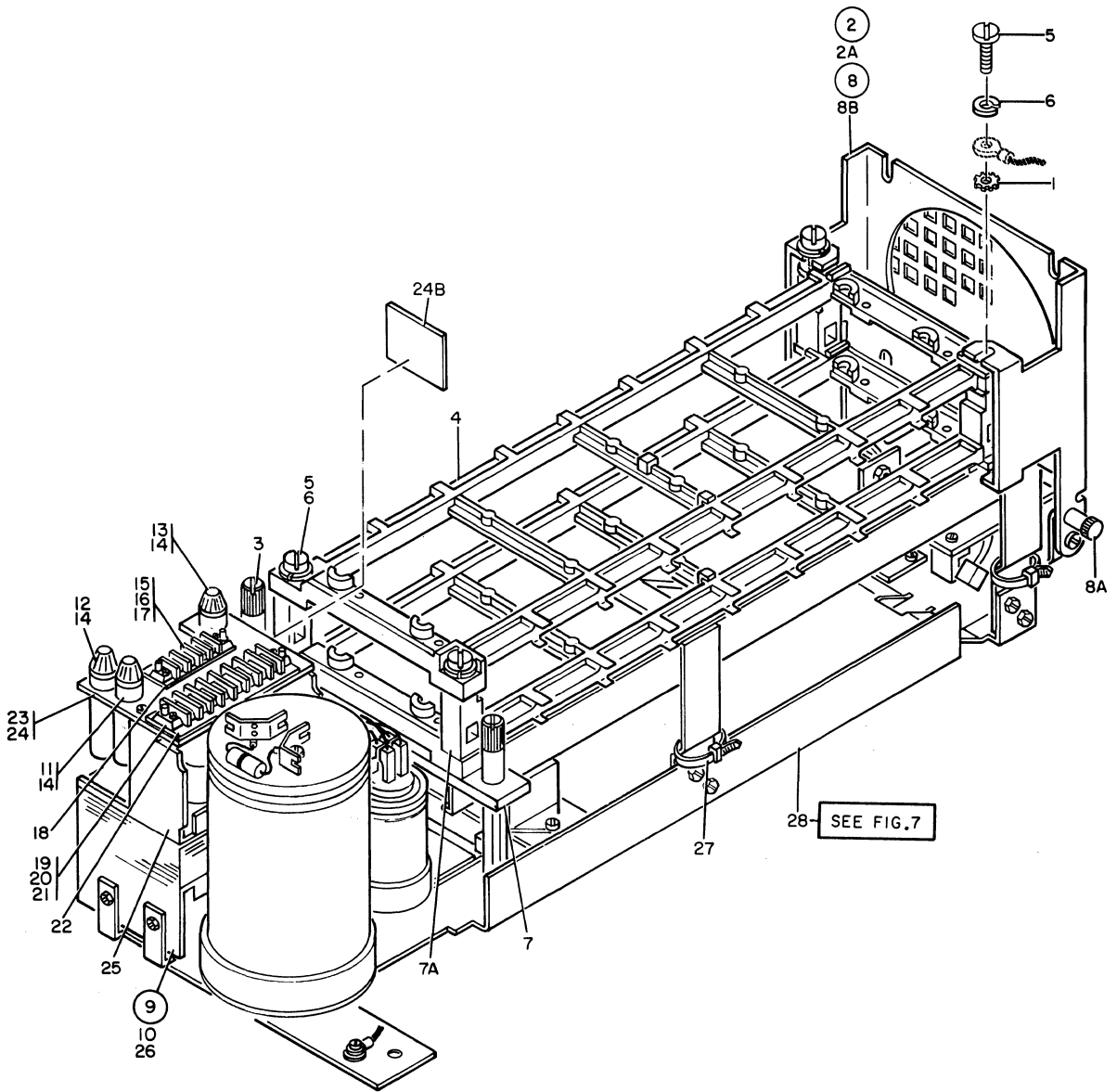


FIGURE 6. POWER SUPPLY AND STIFFENER ASSEMBLY. SEE LIST 6.

POWER SUPPLY AND STIFFENER ASSEMBLY

FIGURE- INDEX NUMBER	PART NUMBER	UNITS PER ASM.	DESCRIPTION			
			1	2	3	4
6 -	8544398	REF	POWER SUPPLY-HIGH VOLTAGE,60 HZ			
-	8544400	REF	POWER SUPPLY-LOW VOLTAGE,50 HZ-AFE			
-	8544401	REF	POWER SUPPLY-HIGH VOLTAGE,50 HZ-EMEA			
-	8544402	REF	POWER SUPPLY-HIGH VOLTAGE,50 HZ-AFE			
-	8544403	REF	POWER SUPPLY-LOW VOLTAGE,60 HZ-US/CANADA			
-	8544404	REF	POWER SUPPLY-LOW VOLTAGE,60 HZ-EMEA			
-	8544448	REF	POWER SUPPLY-LOW VOLTAGE,60 HZ-AFE FOR NEXT HIGHER ASM,SEE FIGURE 3-63 FOR ILLUSTRATION,SEE FIGURE 6			
- 1	1622347	1	• LOCKWASHER			
- 2	8544353	1	• STIFFENER ASM- 60 HZ ATT PT			
- 2	8544259	1	• STIFFENER ASM- 50 HZ			
- 3	8544314	2	• • SCREW,CAPTIVE-M4 X 7 THD			
- 4	1809757	2	• • STIFFENER			
- 5	234334	8	• • SCREW/LOCKWASHER,FIL HD 10-38 X .825 LG ATT PT			
- 6	45690	8	• • WASHER, FLAT, #10 X 7/16 OD X 1/32 THK ATT PT			
- 7	8544344	1	• • PLATE,RETAINER			
- 7A	2722206	4	• • SPACER			
- 8	8544405	1	• • BRACKET ASM- 60 HZ (SCREENED HOLE)			
- 8	8544258	1	• • BRACKET ASM- 50 HZ (OPEN HOLE)			
- 8A	8544417	1	• • • PLUNGER,SPRING			
- 8B	8544337	1	• • • BRACKET- 60 HZ (SCREENED HOLE)			
- 8B	8544257	1	• • • BRACKET- 50 HZ (OPEN HOLE)			
- 9	4119808	1	• TRANSFORMER ASM- 11 POSITION TB PRIMARY FOR 50 HZ POWER SUPPLY ASMS (ALL) TERMINAL BOARD COVERS ARE SUPPLIED			
- 9	4119837	1	• TRANSFORMER ASM- 11 POSITION TB OPTIONAL FOR 50 HZ 220V POWER SUPPLIES ONLY			
- 9	4119838	1	• TRANSFORMER ASM- 11 POSITION TB OPTIONAL FOR 50 HZ 240V POWER SUPPLIES ONLY			
- 9	8544332	1	• TRANSFORMER ASM- 11 POSITION TB OPTIONAL FOR 50 HZ POWER SUPPLY ASMS (ALL)			
- 9	8544333	1	• TRANSFORMER ASM- 3 POSITION TB USED ON LV,60 HZ US/CANADA POWER SUPPLY			
- 9	8544334	1	• TRANSFORMER ASM- 6 POSITION TB USED ON HV,60 HZ POWER SUPPLY ASM			
- 9	8544335	1	• TRANSFORMER ASM- 7 POSITION TB USED ON LV,60 HZ WTC POWER SUPPLY ASM			
- 10	2549782	4	• SCREW,SELF TAP HEX WSHR HD-M5 X 10 LG ATT PT			
- 11	1176668	1	• • FUSE-SLOW BLOW 1.5 AMP			
- 11	303549	1	• • FUSE-SLOW BLOW 1.0 AMP USED ON 8544334 60 HZ TRANSFORMER ONLY			
- 12	615683	1	• • FUSE-SLOW BLOW 2.0 AMP			
- 12	303549	1	• • FUSE-SLOW BLOW 1.0 AMP USED ON 8544334 60 HZ TRANSFORMER ONLY			
- 13	433557	1	• • FUSE-MED BLOW 8.0 AMP			
- 14	179946	3	• • FUSE HOLDER			
- 15	323838	1	• • BLOCK,TERMINAL- 4 POSITION USED ON 8544332 50 HZ TRANSFORMER ASM			
- 15	323827	1	• • BLOCK,TERMINAL- 3 POSITION USED ON 8544333 60 HZ TRANSFORMER ASM			
- 15	317131	1	• • BLOCK,TERMINAL- 6 POSITION USED ON 8544334 60 HZ TRANSFORMER ASM			
- 15	512071	1	• • BLOCK,TERMINAL- 7 POSITION USED ON 8544335 60 HZ TRANSFORMER ASM			
- 16	38354	2	• • SCREW, MACH, FIL H, 6-32 X 1/2 LG ATT PT			
- 17	5143021	2	• • STUD ATT PT			
- 17	5790504	2	• • STUD-USED ON 4119808/837/838 TRANSFORMER ATT PT			
- 18	8544326	1	• • STRIP,MARKER- 4 POSITION TB			
- 18	5365141	1	• • STRIP,MARKER- 3 POSITION TB			
- 18	322266	1	• • STRIP,MARKER- 6 POSITION TB			
- 18	362243	1	• • STRIP,MARKER- 7 POSITION TB			
- 19	512071	1	• • BLOCK,TERMINAL- 7 POSITION-USED ON 8544332,4119808/837/838 TRANSFORMERS ONLY			
- 20	38354	2	• • SCREW, MACH, FIL H, 6-32 X 1/2 LG ATT PT			
- 20	1621183	2	• • SCREW ATT PT			
- 21	5143021	2	• • STUD-USED ON 4119808/837/838 TRANSFORMERS			
- 21	4120570	2	• • STUD-USED ON 8544332 TRANSFORMER ONLY ATT PT			
- 22	8544327	1	• • STUD-USED ON 4119808/837/838 TRANSFORMER ATT PT			
- 23	8544411	1	• • STRIP,MARKER- 7 POSITION TB			
- 23	8544411	1	• • PLATE, TOP USED ON 8544332,4119808/837/838 TRANSFORMERS			
- 23	8544413	1	• • PLATE, TOP USED ON 8544333 AND 8544335 TRANSFORMERS			
- 23	8544416	1	• • PLATE, TOP USED ON 8544334 60 HZ TRANSFORMER ASM			
- 24	7362338	3	• • SCREW,SELF TAP HEX WSHR HD-M3.5 X 10 LG ATT PT			

FOR PARTS  
NOT SHOWN  
SEE FIG. 3  
SHEET 2

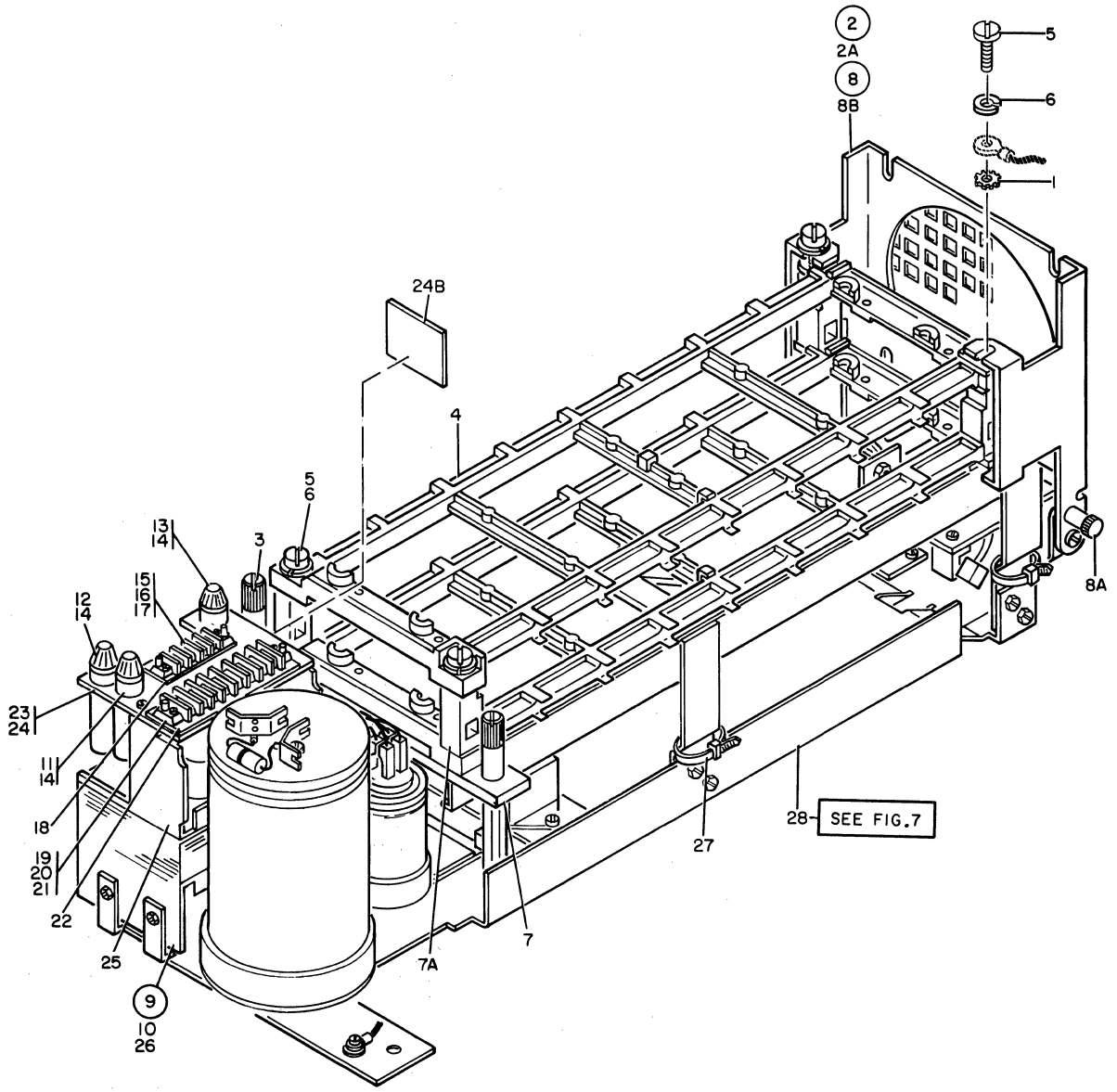


FIGURE 6. POWER SUPPLY AND STIFFENER ASSEMBLY. SEE LIST 6.

POWER SUPPLY AND STIFFENER ASSEMBLY

FIGURE- INDEX NUMBER	PART NUMBER	UNITS PER ASM.	DESCRIPTION				
			1	2	3	4	
6	- 24B	4120668					• • LABEL,FUSE VOLTAGE
	- 25	8544412	1				• • FRAME,UPPER
	- 26	8544414	1				• • FRAME,LOWER
	- 27	1159519	1				• STRAP, CABLE, ADJUSTABLE
	- 28	8544391	1				• POWER UNIT- 60HZ,HIGH/LOW VOLTAGE-US/CAN
	- 28	8544392	1				• POWER UNIT- 60HZ,LOW VOLTAGE-WTC
	- 28	8544393	1				• POWER UNIT- 50HZ,HIGH/LOW VOLTAGE-AFE
	- 28	8544394	1				• POWER UNIT- 50HZ,HIGH VOLTAGE-EMEA
							FOR DETAIL BREAKDOWN,SEE FIGURE 7

FOR PARTS  
NOT SHOWN  
SEE FIG. 6

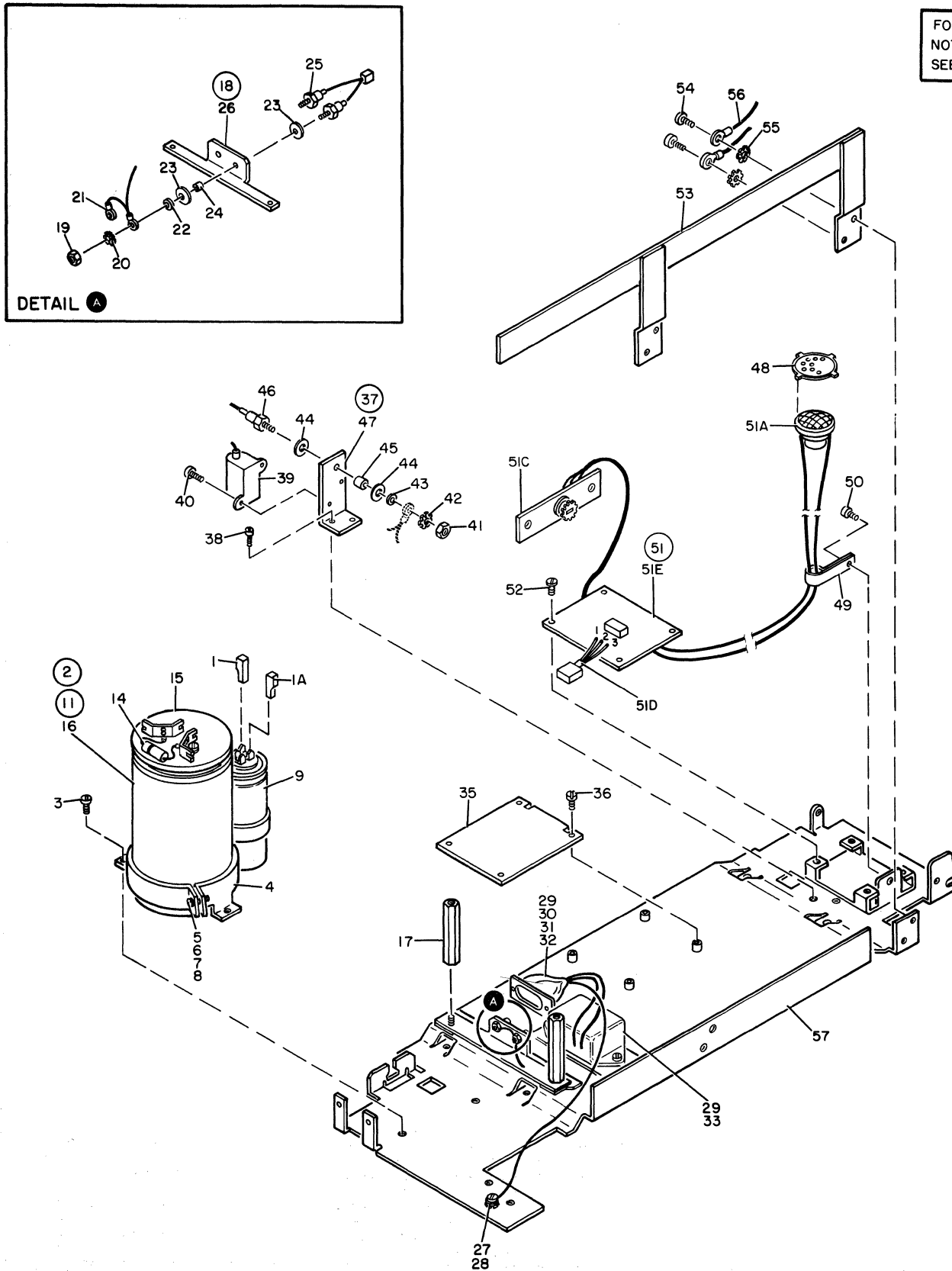


FIGURE 7. POWER UNIT ASSEMBLY. SEE LIST 7.



POWER UNIT ASSEMBLY

FIGURE- INDEX NUMBER	PART NUMBER	UNITS PER ASM.	DESCRIPTION			
			1	2	3	4
7 -	8544391	REF	POWER UNIT- 60HZ,HIGH/LOW VOLTAGE-US/CAN			
-	8544392	REF	POWER UNIT- 60HZ,LOW VOLTAGE-WTC			
-	8544393	REF	POWER UNIT- 50HZ,HIGH/LOW VOLTAGE-AFE			
-	8544394	REF	POWER UNIT- 50HZ,HIGH VOLTAGE-EMEA FOR NEXT HIGHER ASM,SEE FIGURE 6-28 FOR ILLUSTRATION,SEE FIGURE 7			
- 1	5761882	2	• RECEPTACLE,HOUSING			
- 1A	8544831	2	• HOUSING,ASM			
- 2	8544418	1	• CAPACITOR ASM- 60 HZ			
- 2	8544419	1	• CAPACITOR ASM- 50 HZ			
- 3	7362385	3	• SCREW,SELF TAP HEX WSHR HD-M4 X 8 LG			
- 4	8544342	1	• CLAMP- 2 CAPACITOR			
- 5	1621193	2	• SCREW,MACH PAN HD M4 X 16 LG			
- 6	1622304	2	• WASHER,FLAT M4 9 OD X 0.8 THK			
- 7	1622346	2	• LOCKWASHER,EXTERNAL STAR M4 8 OD X 0.5 T			
- 8	1622403	2	• NUT,DOUBLE CHAMFERED HEX M4 X 3.2 THK			
- 9	4120820	1	• CAPACITOR- 60 HZ			
- 9	4120822	1	• CAPACITOR- 50 HZ			
- 11	8544396	1	• CAPACITOR ASM- 60 HZ			
- 11	8544313	1	• CAPACITOR ASM- 50 HZ			
- 12	4511278	2	• TERMINAL,SLIP ON-OLD STYLE (TOP ENTRY)			
- 12	8544345	2	• TERMINAL,SLIP ON-NEW STYLE (SIDE ENTRY)			
- 13	10170	2	• SCREW			
- 14	589778	1	• RESISTOR			
- 15	631769	1	• SHIELD, CAPACITOR			
- 16	5615354	1	• CAPACITOR			
- 17	8544346	2	• STANDOFF			
- 18	8544395	1	• RECTIFIER ASM			
- 19	11598	1	• NUT, PLAIN, HEX, 10-32 X 3/8 FL W			
- 20	56079	1	• WASHER			
- 21	8544354	1	• JUMPER ASM			
- 22	45690	1	• WASHER, FLAT, #10 X 7/16 OD X 1/32 THK			
- 23	217019	2	• WASHER, INSULATING			
- 24	473582	1	• INSULATOR			
- 25	1753254	1	• RECTIFIER ASM			
- 26	8544341	1	• BRACKET			
- 27	1621811	1	• SCREW, SELF TAP-HEX WASHER HD M4 X 10 LG			
- 28	1622345	1	• LOCKWASHER,EXTERNAL STAR M3.5 7 OD X 0.4			
- 29	8544355	1	• CABLE ASM-LINE RECPT TO EMC FLTR-USA/AFE			
- 29	8544424	1	• CABLE ASM-LINE RECEIPT TO EMC FILTER-EMEA FOR CABLE COMPONENTS,SEE FIGURE 15			
- 30	1621171	2	• SCREW, MACH PAN HD M3 X 8 LG			
- 31	1622334	2	• WASHER,LOCK INT TOOTH M4- 8 OD X .5 THK			
- 32	1622302	2	• WASHER, FLAT M3, 7OD X 0.5 THK			
- 33	1621811	2	• SCREW, SELF TAP-HEX WASHER HD M4 X 10 LG			
- 35	8548576	1	• BOARD ASM			
- 36	7362338	4	• SCREW,SELF TAP HEX WSHR HD-M3.5 X 10 LG			
- 37	8544397	1	• POWER UNIT ASM-PROM OPTIONAL-NOT SUPPLIED WITH POWER UNIT NOTE: ONLY REQUIRED IF 16K PROM POWER CARD IS- INTALLED IN LOGIC GATE			
- 38	7362385	2	• SCREW,SELF TAP HEX WSHR HD-M4 X 8 LG			
- 39	5261946	1	• RESISTOR, WW, 250 OHMS PM 5% 25W			
- 40	1621844	2	• SCREW, SELF TAP-HEX WASHER HD M3 X 6 LG			
- 41	11598	1	• NUT, PLAIN, HEX, 10-32 X 3/8 FL W			
- 42	56079	1	• WASHER			
- 43	45690	1	• WASHER, FLAT, #10 X 7/16 OD X 1/32 THK			
- 44	217019	2	• WASHER, INSULATING			
- 45	419131	1	• INSULATOR			
- 46	520908	1	• DIODE, TYPE EN			
- 47	8544350	1	• BRACKET			
- 48	8544408	1	• GUARD,SPEAKER			
- 49	301437	1	• CLAMP, LOOP, 5/8 ID 9/32 DIA MTG HOLE			
- 50	2549782	1	• SCREW,SELF TAP HEX WSHR HD-M5 X 10 LG			
- 51	8544324	1	• CARD ASM,ALARM			
- 51A	1207050	1	• SPEAKER			
- 51B	5303145	2	• JUMPER			
- 51C	8544321	1	• POTENTIOMETER ASM			
- 51D	1753450	1	• CABLE ASM			
- 51E	8544322	1	• CARD ASM			
- 52	1621811	4	• SCREW, SELF TAP-HEX WASHER HD M4 X 10 LG			
- 53	8544336	1	• CHANNEL,CABLE			
- 54	1621811	4	• SCREW, SELF TAP-HEX WASHER HD M4 X 10 LG			
- 55	1622345	2	• LOCKWASHER,EXTERNAL STAR M3.5 7 OD X 0.4			
- 56	8544357	2	• JUMPER ASM			
- 57	8544340	1	• PLATE,BASE			

NR

FOR PARTS  
NOT SHOWN  
SEE FIG. 1

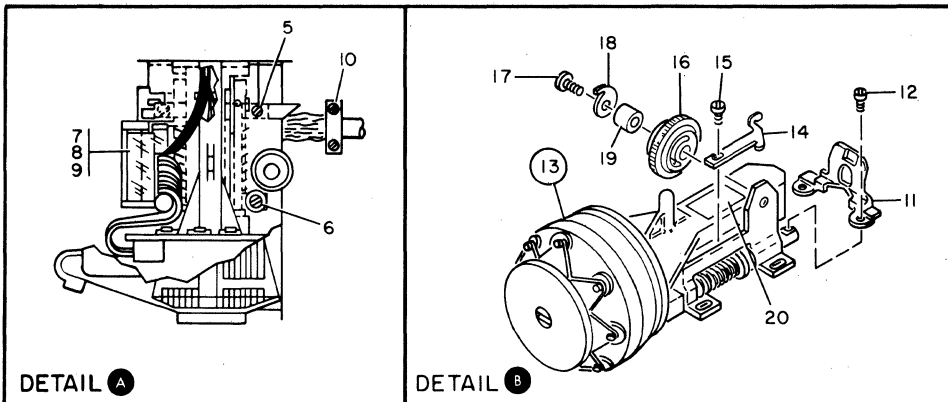
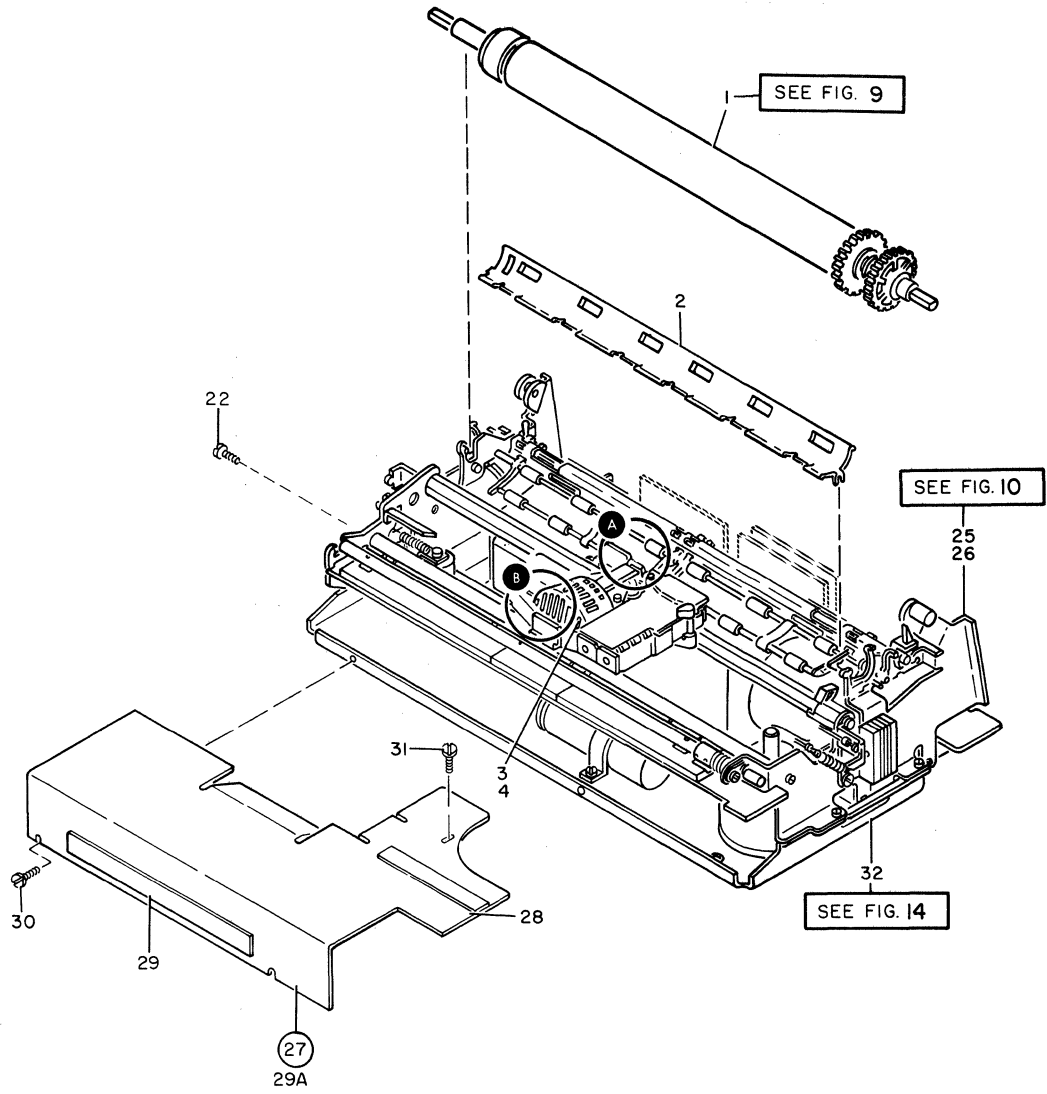


FIGURE 8. PRINTER FINAL ASSEMBLY. SEE LIST 8.

PRINTER FINAL ASSEMBLY

FIGURE- INDEX NUMBER	PART NUMBER	UNITS PER ASM.	DESCRIPTION			
			1	2	3	4
8 -	4410088	REF	PRINTER FINAL ASSEMBLY- 80 CPS MACHINES WITH RIBBON BOX			
-	1638767	REF	PRINTER FINAL ASSEMBLY- 120 CPS MACHINES WITH RIBBON BOX			
-	6846938	REF	PRINTER FINAL ASSEMBLY- 80 CPS MACHINES WITH RIBBON CARTRIDGE			
-	6846939	REF	PRINTER FINAL ASSEMBLY- 120 CPS MACHINES WITH RIBBON CARTRIDGE FOR NEXT HIGHER ASM,SEE FIGURE 1-18 FOR ILLUSTRATION,SEE FIGURE 8			
- 1	843411	1	• PLATEN ASSEMBLY FOR DETAIL BREAKDOWN,SEE FIGURE 9			
- 2	1638893	1	• DEFLECTOR			
- 3	843326	1	• COVER,PRINT HEAD MACHINES WITH RIBBON BOX			
- 3	6841515	1	• COVER,PRINT HEAD MACHINES WITH RIBBON CARTRIDGE			
- 4	6841935	2	• SCREW			
- 5	10170	1	• SCREW			
- 6	1638718	1	• STUD			
- 7	843237	1	• COVER			
- 8	1638752	1	• WICK ASM			
- 9	1638727	1	• PAD,WICK			
- 10	6841936	2	• SCREW			
- 11	1638810	1	• RIBBON SHIELD			
- 12	15887	2	• SCREW, MACH, RH, 2-56 X 1/8 LG			
- 13	1638706	1	• PRINT HEAD ASM			
- 14	843345	1	• • BRACKET,RIBBON LIFTER			
- 15	438548	2	• • SCREW			
- 16	843304	1	• • KNOB			
- 17	843258	1	• • SCREW,MACH-BIND HD NYLOC 4-40 X 3/8			
- 18	843305	1	• • SPRING			
- 19	843306	1	• • BUSHING			
- 20	1638813	1	• • LABEL			
- 22	6841939	1	• SCREW			
- 25	4410089	1	• FRAME ASSEMBLY- 80 CPS PRINTER MACHINES WITH RIBBON BOX FOR DETAIL BREAKDOWN SEE FIGURE 10			
- 25	1638713	1	• FRAME ASSEMBLY- 120 CPS PRINTER MACHINES WITH RIBBON BOX FOR DETAIL BREAKDOWN,SEE FIGURE 10			
- 25	6846305	1	• FRAME ASSEMBLY- 80 CPS MACHINES WITH RIBBON CARTRIDGE FOR DETAIL BREAKDOWN SEE FIGURE 10			
- 25	6845074	1	• FRAME ASSEMBLY- 120 CPS MACHINES WITH RIBBON CARTRIDGE FOR DETAIL BREAKDOWN SEE FIGURE 10			
- 26	6841937	2	• SCREW			
- 27	843221	1	• COVER ASM POWER SUPPLY			
- 28	8326838	1	• • LABEL,WARNING-ENGLISH			
- 28	1715971	1	• • LABEL,WARNING-FRENCH			
- 28	8326839	1	• • LABEL,WARNING-CANADIAN FRENCH			
- 28	1715972	1	• • LABEL,WARNING-SPANISH			
- 28	1715973	1	• • LABEL,WARNING-ITALIAN			
- 28	1715974	1	• • LABEL,WARNING-GERMAN			
- 28	5952972	1	• • LABEL,WARNING-JAPANESE			
- 28	6003219	1	• • LABEL,WARNING-BRAZILIAN			
- 28	8544450	1	• • LABEL,WARNING-DANISH			
- 28	8544451	1	• • LABEL,WARNING-FINISH			
- 28	8544483	1	• • LABEL,WARNING-BELGIAN			
- 29	843301	1	• • LABEL,PLUG CONNECTION			
- 29A	843367	1	• • COVER			
- 30	6840520	2	• SCREW			
- 31	10170	2	• SCREW			
- 32	4410090	1	• POWER SUPPLY ASSEMBLY- 80 CPS PRINTER FOR DETAIL BREAKDOWN SEE FIGURE 14			
- 32	1638769	1	• PDWER SUPPLY ASSEMBLY- 120 CPS PRINTER FOR DETAIL BREAKDOWN,SEE FIGURE 14			

FOR PARTS  
NOT SHOWN  
SEE FIG. 8

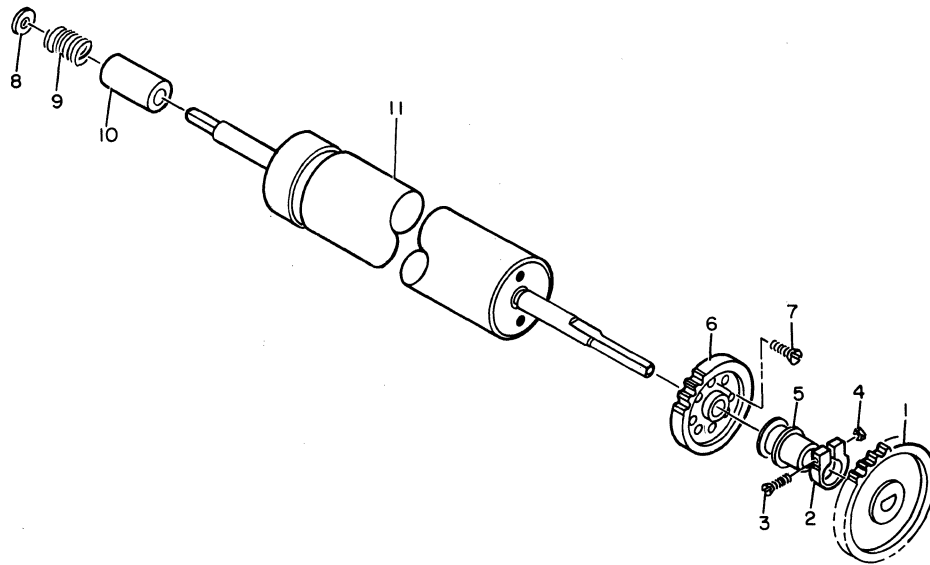
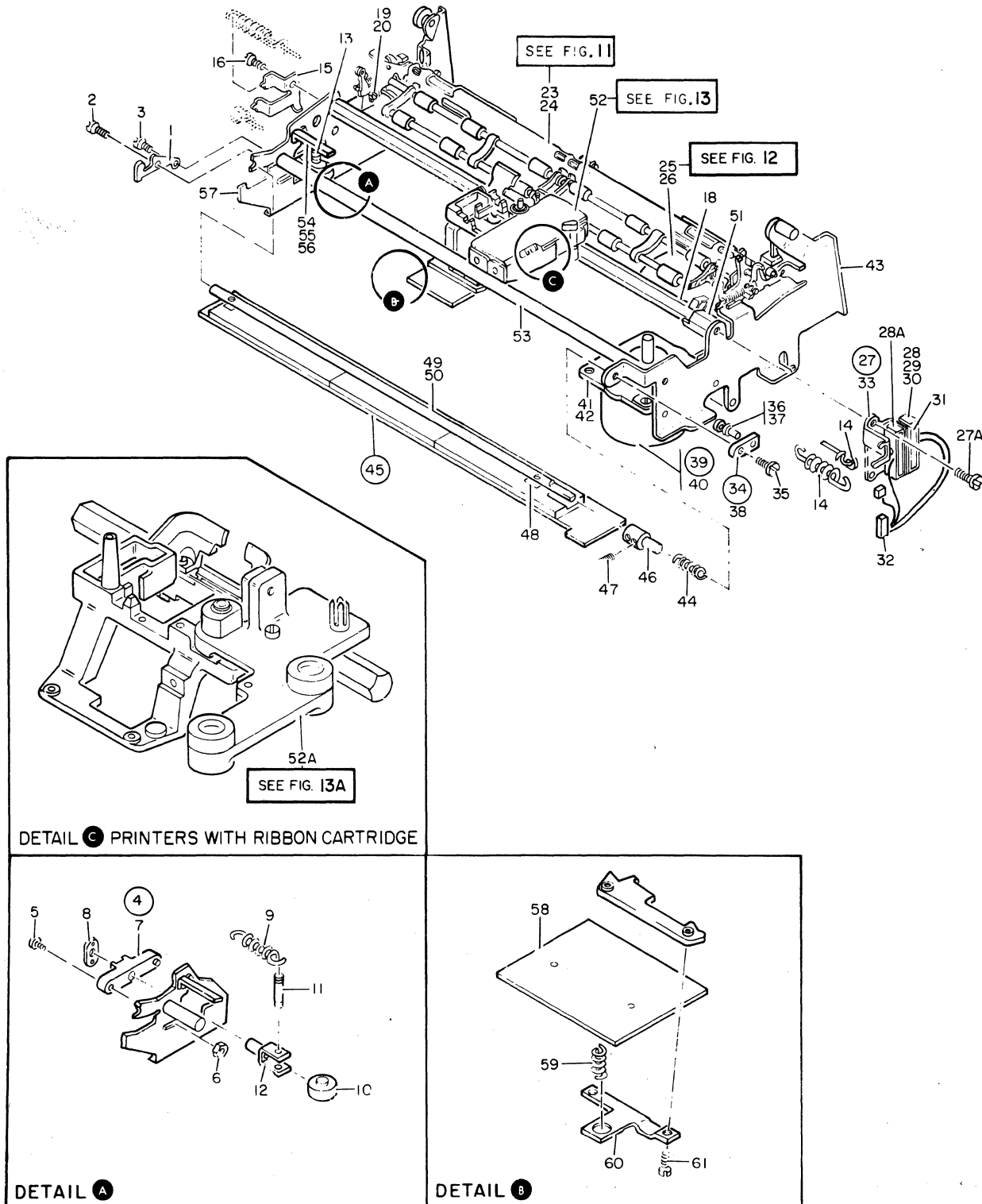


FIGURE 9. PLATEN ASSEMBLY. SEE LIST 9.

PLATEN ASSEMBLY

FIGURE- INDEX NUMBER	PART NUMBER	UNITS PER ASM.	DESCRIPTION			
			1	2	3	4
9 -	843411	REF	PLATEN ASSEMBLY FOR NEXT HIGHER ASM,SEE FIGURE 8-1 FOR ILLUSTRATION,SEE FIGURE 9			
- 1	843414 NR	1	• GEAR,SPUR-TRACTION DRIVE			
- 2	843446 NR	1	• CLAMP			
- 3	186925 NR	1	• SCREW, FLUTED SH, 4-40 X 5/8 LG			
- 4	37913 NR	1	• NUT,HEX- 0.375-16			
- 5	843463 NR	1	• BUSHING,PLATEN SHAFT			
- 6	843415 NR	1	• GEAR,SPUR-PLATEN DRIVE			
- 7	34512 NR	2	• SCREW, BH, 8-32 X 0.375 LG			
- 8	192049	1	• RING, RETAINING, EXT 0.185 ID X 0.020THK			
- 9	130118	1	• SPRING, HELICAL, COMPR, 8 TURNS			
- 10	843413	1	• BUSHING,PLATEN			
- 11	6840594 NR	1	• CORE ASM			

FOR PARTS  
NOT SHOWN  
SEE FIG. 8



DETAIL C PRINTERS WITH RIBBON CARTRIDGE

DETAIL A

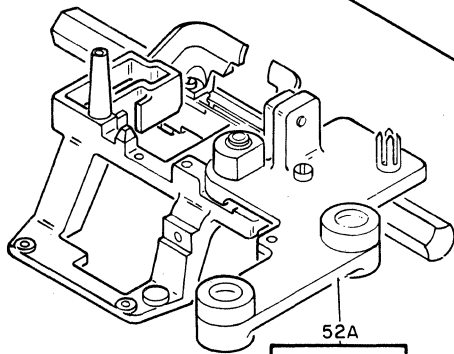
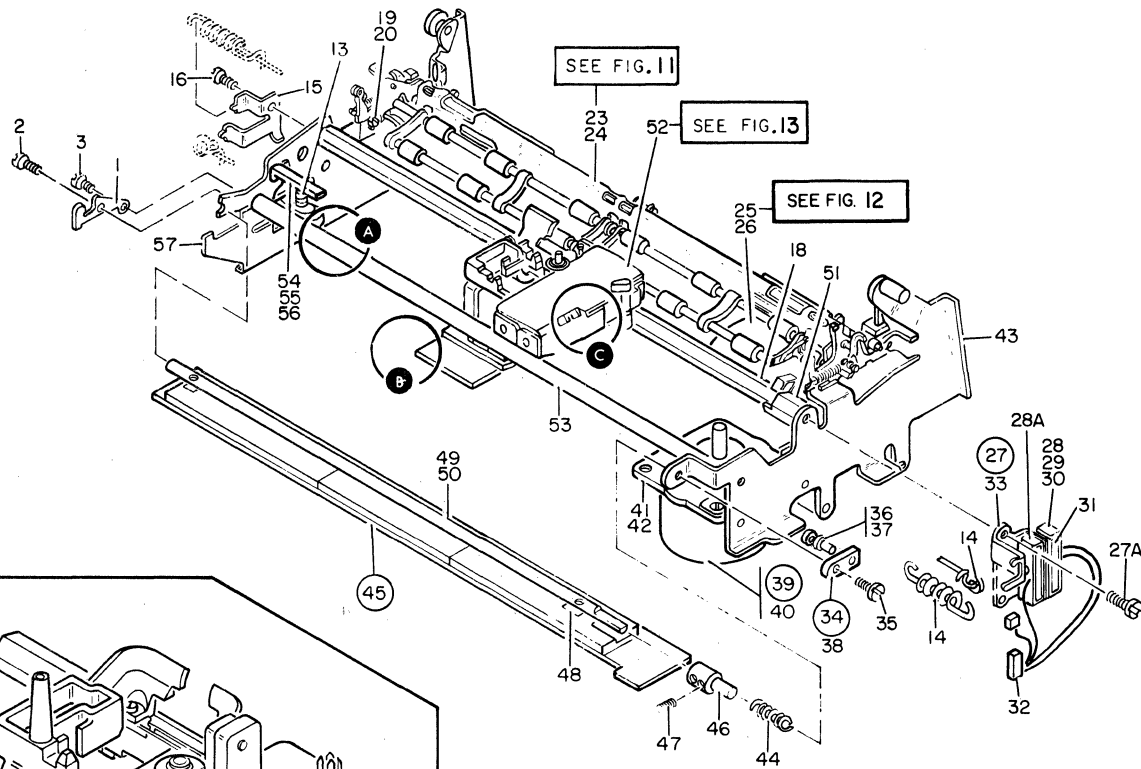
DETAIL B

FIGURE 10. FRAME ASSEMBLY. SEE LIST 10.

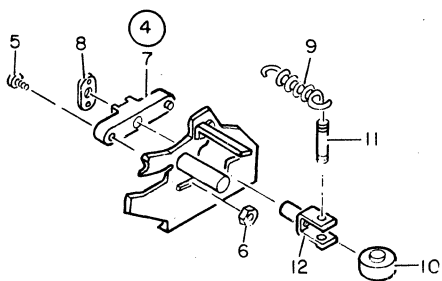
FRAME ASSEMBLY

FIGURE- INDEX NUMBER	PART NUMBER	UNITS PER ASM.	DESCRIPTION				
			1	2	3	4	
10 -	4410089	REF	FRAME ASSEMBLY- 80 CPS PRINTER WITH RIBBON BOX				
-	1638713	REF	FRAME ASSEMBLY- 120 CPS PRINTER WITH RIBBON BOX				
-	6846305	REF	FRAME ASSEMBLY- 80 CPS PRINTER WITH RIBBON CARTRIDGE				
-	6845074	REF	FRAME ASSEMBLY- 120 CPS PRINTER WITH RIBBON CARTRIDGE FOR NEXT HIGHER ASM,SEE FIGURE 8-25 FOR ILLUSTRATION,SEE FIGURE 10				
- 1	843389	1	• BRACKET				
- 2	6841935	1	• SCREW				ATT PT
- 3	6841939	1	• SCREW				ATT PT
- 4	843493	1	• BELT-TENSION ASM- 80 CPS				ATT PT
- 4	1638766	1	• BELT-TENSION ASM- 120 CPS				
- 5	6841938	1	• SCREW				ATT PT
- 6	600960	1	• NUT- 8-32				ATT PT
- 7	843359	NR	• BUSHING				
- 8	843357	NR	• PLATE,SPRING HOOK				
- 9	843434	NR	• SPRING,BELT TAKE UP- 80 CPS				
- 9	843360	NR	• SPRING,BELT TAKE UP- 120 CPS				
- 10	843146	NR	• PULLEY ASM				
- 11	843356	NR	• SHAFT				
- 12	1638775	NR	• YOKE ASM				
- 13	843153	1	• BELT				
- 14	8636830	1	• DRIVE LINE- 50 LB TEST NEW STYLE WHITE LINE WITH GREEN TRACER AND SILVER RING				
- 14	6839020	1	• DRIVE LINE- 30 LB TEST OLD STYLE LIGHT GREEN LINE/GREEN TRACER AND GOLD RING				
- 15	8326826	1	• BRACKET				
- 16	6841939	1	• SCREW				ATT PT
- 18	843173	1	• SHAFT				
- 19	843344	2	• SCREW,SHOULDER				
- 20	602721	2	• NUT, ASM BLD WASHER, 8-32 10-32 X 3/8 W				
- 23	8326819	1	• A-FRAME ASSEMBLY FOR DETAIL BREAKDOWN,SEE FIGURE 11				
- 24	6841935	2	• SCREW				ATT PT
- 25	1638714	1	• FORMS FEED EMITTER ASSEMBLY- 80/120 CPS FOR DETAIL BREAKDOWN,SEE FIGURE 12				
- 26	602721	3	• NUT, ASM BLD WASHER, 8-32 10-32 X 3/8 W				ATT PT
- 27	8326834	1	• CONNECTOR ASM,TAPER PIN PRINTER WITH RIBBON BOX				
- 27	1638758	1	• CONNECTOR ASM,TAPER PIN PRINTER WITH RIBBON CARTRIDGE				
- 27A	6841939	2	• SCREW				ATT PT
- 28	302090	1	• CONNECTOR-TPB2				
- 28A	302090	1	• CONNECTOR-TPB1				
- 29	302131	2	• INSULATOR				
- 30	438549	2	• SCREW, MACH, BH, 4-40 X 7/16 LG				ATT PT
- 31	843569	1	• LABEL				
- 32	1638782	1	• CABLE ASM-MACHINE FOR CABLE COMPONENTS,SEE FIGURE 15				
- 33	8326825	1	• BRACKET-RIGHT PRINTER WITH RIBBON BOX				
- 33	843233	1	• BRACKET-RIGHT PRINTER WITH RIBBON CARTRIDGE				
- 34	1638778	1	• CUSTOMER PRINT POSITION CONTROL				
- 35	251820	1	• SCREW,CAP SOC HD- 6-32 X 1/2 LG				ATT PT
- 36	1638743	1	• STUD				
- 37	1092125	1	• RING, RETAINING				
- 38	843194	1	• PLATEN,NUT				
- 39	843164	1	• MOTOR PULLEY ASM				
- 40	6841939	2	• SCREW				ATT PT
- 41	6837879	1	• BRACKET				
- 42	32042	2	• SCREW				ATT PT
- 43	1638725	1	• PLATE,SIDE-RH				
- 44	843211	1	• SPRING				
- 45	1638711	1	• PRINT EMITTER ASM				
- 46	843584	1	• SLIDE				
- 47	344184	2	• SETSCREW				ATT PT
- 48	6844641	1	• BRACKET				
- 49	1638797	1	• ROD				
- 50	1638844	2	• SCREW,HEX SOC-FLAT HD 8-32 X 1/2 LG				ATT PT
- 51	1638712	1	• STOP,CARRIER				
- 51C	62031	1	• LOCKWASHER				ATT PT
- 52	1638715	1	• CARRIER ASSEMBLY PRINTER WITH RIBBON BOX				

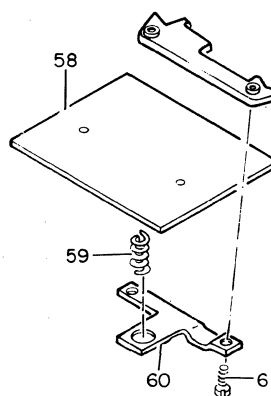
FOR PARTS  
NOT SHOWN  
SEE FIG. 8



DETAIL C PRINTERS WITH RIBBON CARTRIDGE



DETAIL A



DETAIL B

FIGURE 10. FRAME ASSEMBLY. SEE LIST 10.



FRAME ASSEMBLY

FIGURE- INDEX NUMBER	PART NUMBER	UNITS PER ASM.	DESCRIPTION			
			1	2	3	4
10						
- 52A	6845053	1	FOR DETAIL BREAKDOWN,SEE FIGURE 13 • CARRIER ASSEMBLY PRINTER WITH RIBBON CARTRIDGE FOR DETAIL BREAKDOWN SEE FIGURE 13A			
- 53	843175	1	• SHAFT			
- 54	1638763	1	• RAMP,HEAD			
- 55	6841935	2	• SCREW			
- 56	1638764	1	• NUT PLATE			
- 57	843235	1	• MAIN BRACKET ASM,LEFT HAND			
- 58	6837398	1	• LINEAR EMITTER PICK UP SLIDE ASM			
- 59	843182	1	• • SPRING			
- 60	843337	1	• CLAMP			
- 61	6841935	2	• SCREW			
					ATT PT	
					ATT PT	
						ATT PT

FOR PARTS  
NOT SHOWN  
SEE FIG. 10

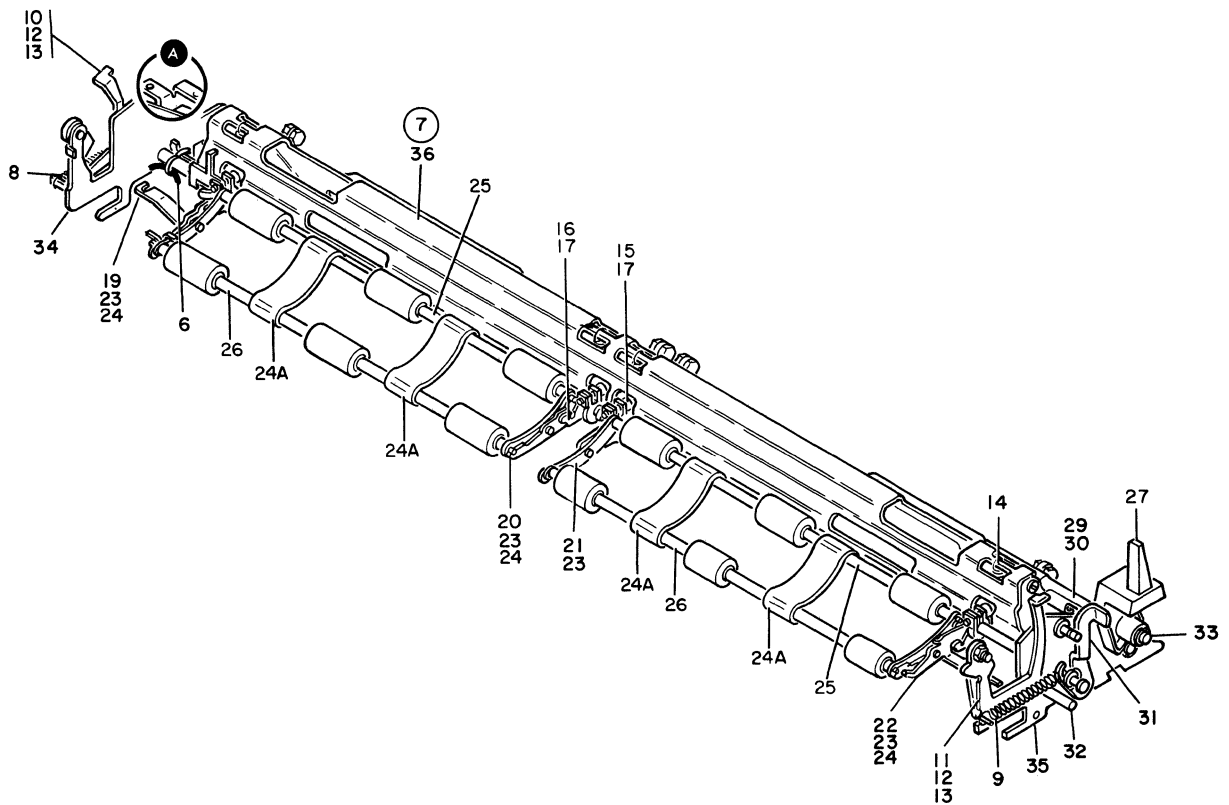
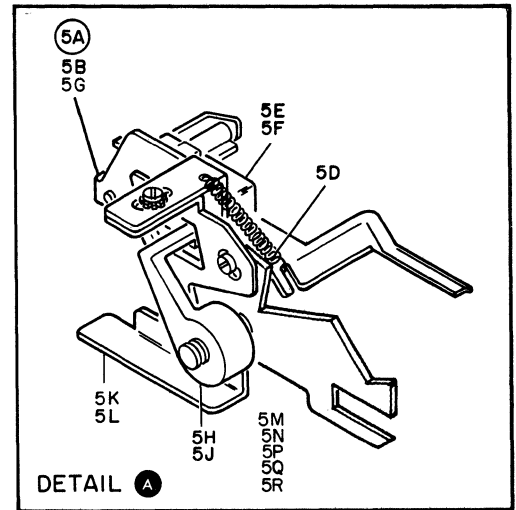


FIGURE 11. A-FRAME ASSEMBLY. SEE LIST 11.

A-FRAME ASSEMBLY

FIGURE- INDEX NUMBER	PART NUMBER	UNITS PER ASM.	DESCRIPTION			
			1	2	3	4
11 -	8326819	REF	A-FRAME ASSEMBLY FOR NEXT HIGHER ASM,SEE FIGURE 10-23 FOR ILLUSTRATION,SEE FIGURE 11			
- 5A	1638880	1	• SWITCH ASM-END OF FORMS			
- 5B	6841935	1	• SCREW			
- 5D	1638884	1	• • SPRING			
- 5E	1638889	1	• • SWITCH			
- 5F	438550	2	• • SCREW			
- 5G	4410769	1	• • ACTUATOR ASM			
- 5H	1638891	1	• ARM, OVERRIDE			
- 5J	123780	1	• SETSCREW, SPLINE DR CUP PT. 10-32X3/16LG			
- 5K	1638857	1	• COVER			
- 5L	6841935	1	• SCREW			
- 5M	1638883	1	• MOUNT			
- 5N	38263	1	• SCREW,BD HD- 4-40 X 0.312 LG			
- 5P	45653	1	• WASHER,FLAT- 0.125 ID X 0.375 OD			
- 5Q	257984	1	• LOCKWASHER,SPLIT- 0.115 ID X 0.212 OD			
- 5R	37913	1	• NUT,HEX- 0.375-16			
- 6	6840831	1	• CABLE ASM			
- 7	843302 NP	1	• A FRAME ASM,MODIFIED 13 INCH			
- 8	1206439	1	• SPRING,EXTENTION-LEFT			
- 9	1206438	1	• SPRING,EXTENTION-RIGHT			
- 10	1204263	1	• • LATCH,LH			
- 11	1205314	1	• • LATCH,RH			
- 12	38235	2	• • SCREW,BD HD- 6-32 X 0.312 LG			
- 13	6840582	2	• • NUT			
- 14	1147597	4	• • SPRING			
- 15	1256113 NR	2	• • LEVER-LEFT			
- 16	1256114 NR	2	• • LEVER-RIGHT			
- 17	1128280	4	• • SCREW			
- 19	1147573 NR	1	• • ARM ASM			
- 20	1147572 NR	1	• • ARM ASM			
- 21	1147571 NR	1	• • ARM ASM			
- 22	1147570 NR	1	• • ARM ASM			
- 23	1147586 NR	4	• • SCREW			
- 24	257187 NR	4	• • NUT			
- 24A	843123	4	• • SPRING,RETAINER			
- 25	1128138	2	• • ROLL ASM-REAR			
- 26	1147580	2	• • ROLL ASM-FRONT			
- 27	1205315	1	• • LEVER			
- 29	1205562	1	• • STUD			
- 30	1256204	1	• • SCREW			
- 31	1204274 NR	1	• • SHAFT ASM			
- 32	1103695	2	• • RING, RETAINING, C			
- 33	1115633	1	• • RING,RETAINING EXT 0.181 ID X 0.035 THK			
- 34	1147599	1	• • PLATE,LH			
- 35	1290623	1	• • PLATE,RH			
- 36	1147559 NR	1	• • FRAME			

FOR PARTS  
NOT SHOWN  
SEE FIG. 10

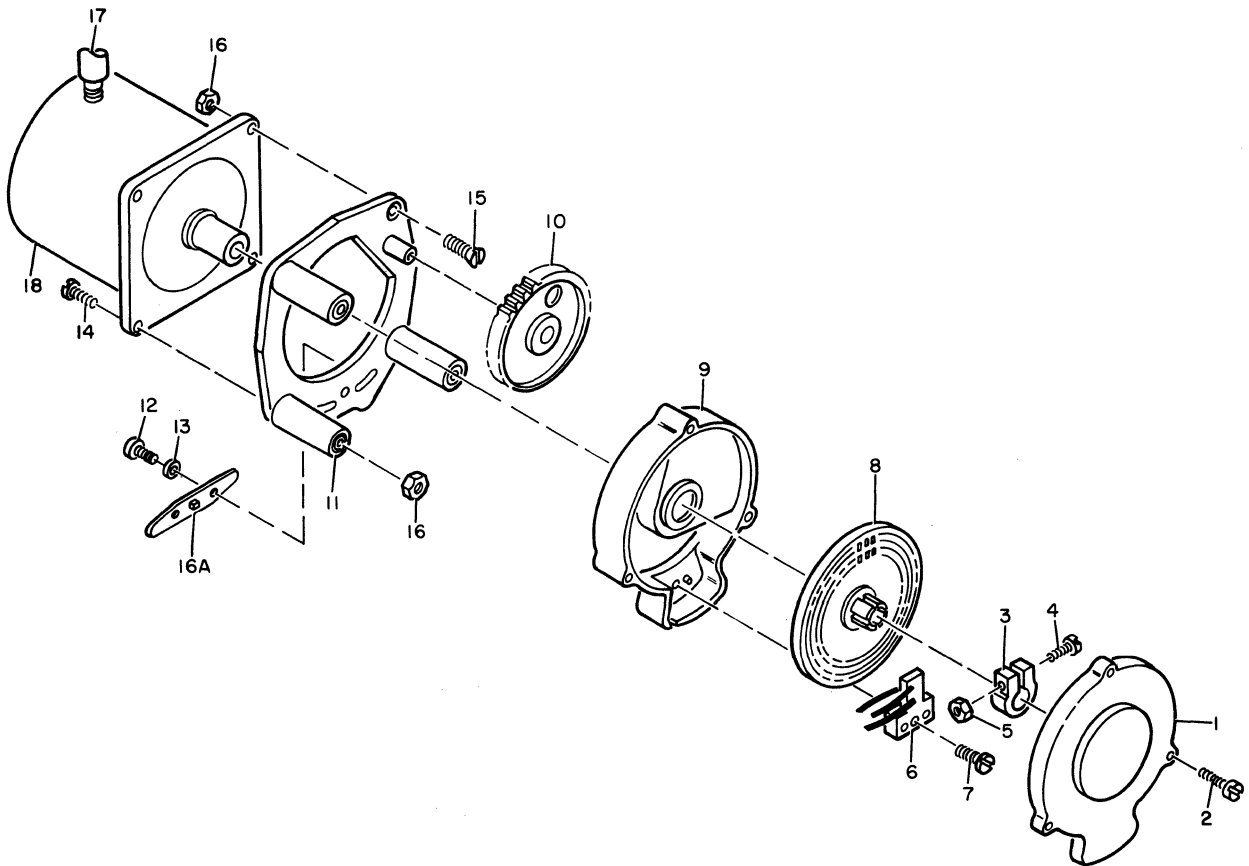


FIGURE 12. FORMS FEED EMITTER ASSEMBLY. SEE LIST 12.



FOR PARTS  
NOT SHOWN  
SEE FIG. 10

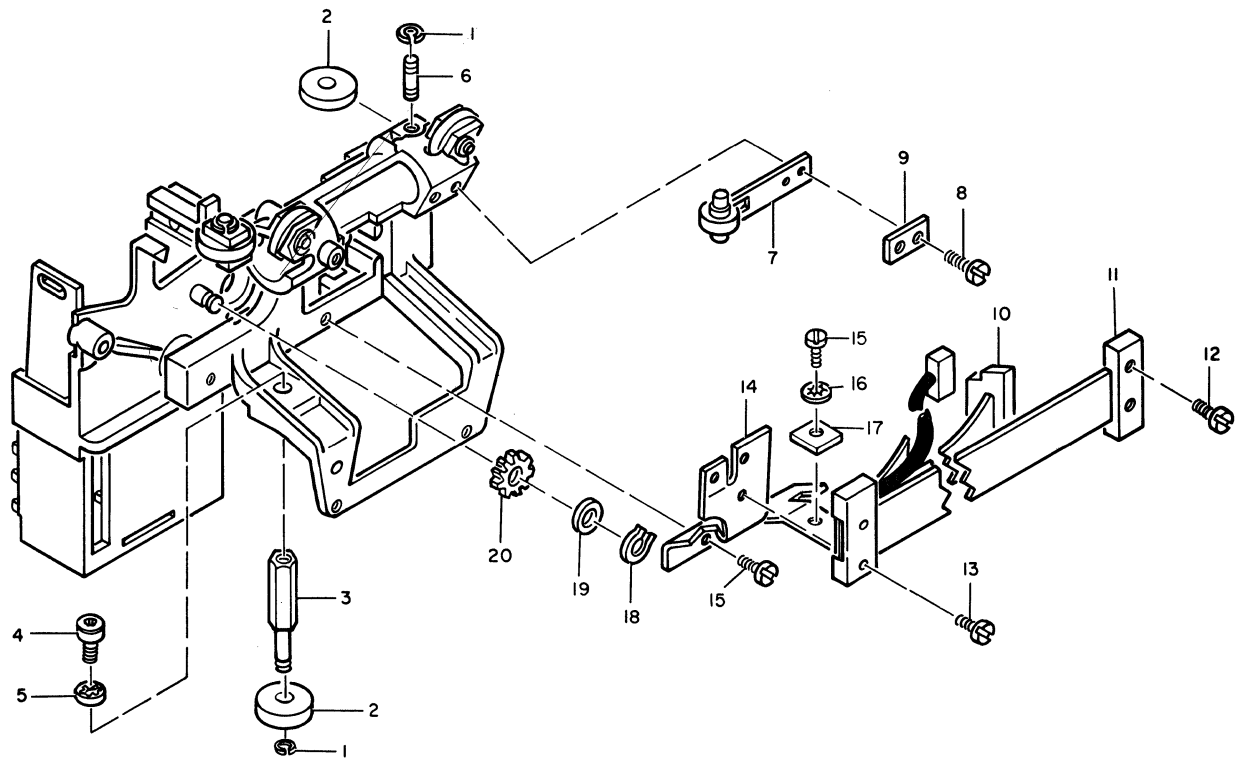


FIGURE 13. CARRIER ASSEMBLY-WITH RIBBON BOX. SHEET 1 OF 2. INDEX NOS. 1-20. SEE LIST 13.



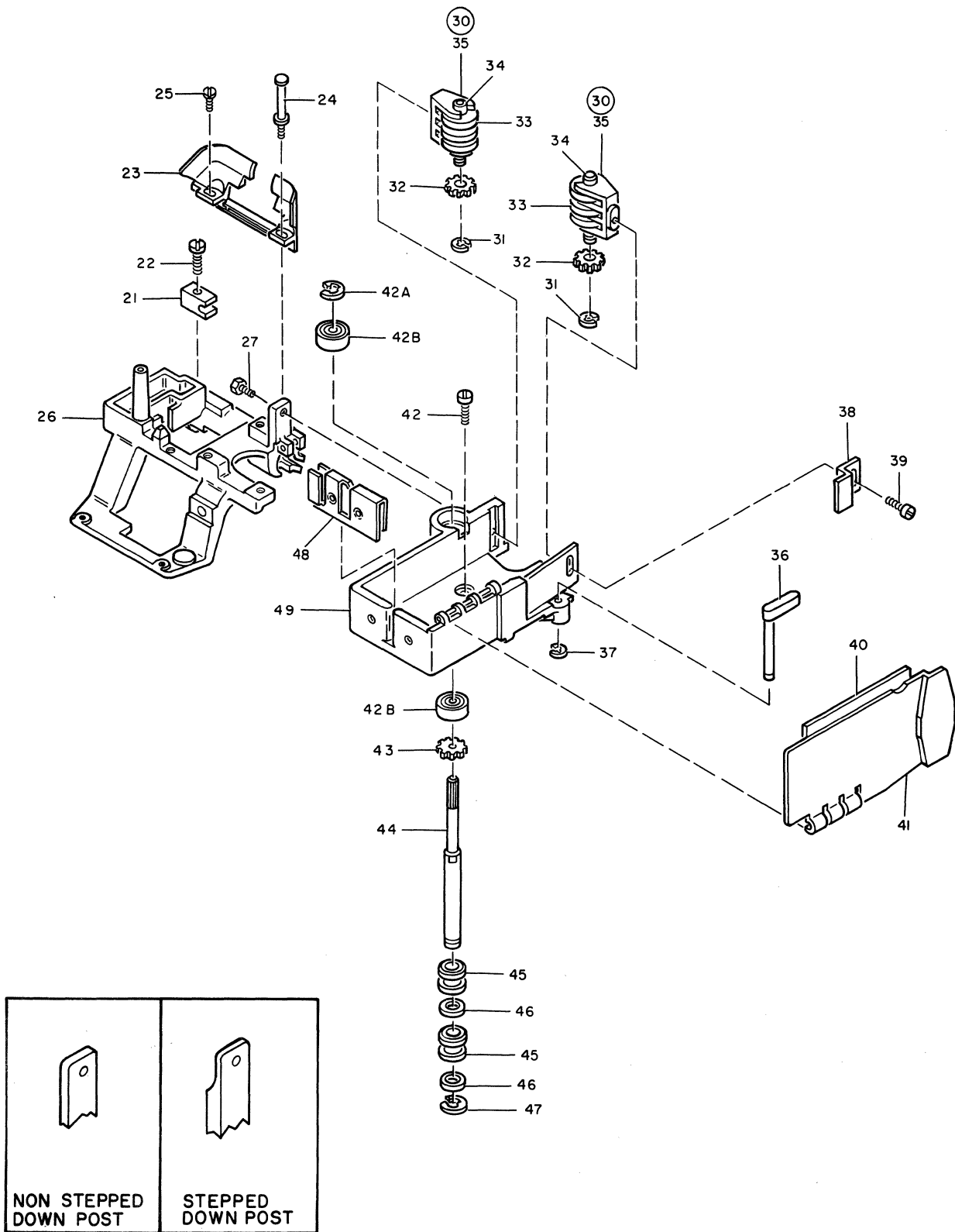


FIGURE 13. CARRIER ASSEMBLY-WITH RIBBON BOX. SHEET 2 OF 2. INDEX NOS. 21-49. SEE LIST 13.



CARRIER ASSEMBLY-WITH RIBBON BOX

FIGURE- INDEX NUMBER	PART NUMBER	UNITS PER ASM.	DESCRIPTION			
			1	2	3	4
13 - 21	843300	1				
- 22	322550	1				ATT PT
- 23	1861177	1				
- 24	843155	1				ATT PT
- 25	10170	AR				ATT PT
- 25	38235	AR				ATT PT
- 26	843329	NR				
- 27	2181005	1				ATT PT
- 27	2181011	1				
- 30	1638716	2				
- 31	264641	NR				
- 32	1638709	NR				
- 33	843172	NR				
- 34	843260	NR				
- 35	843169	NR				
- 36	1638787	1				
- 37	219633	1				ATT PT
- 38	1638788	1				
- 39	731626	1				ATT PT
- 40	843349	1				
- 41	843232	1				
- 42	38235	1				
- 42A	1092125	1				
- 42B	233355	2				
- 43	1638707	1				
- 44	843177	1				
- 45	8326828	2				
- 46	843161	2				
- 47	332747	1				
- 48	843536	1				
- 49	1638791	1				

FOR PARTS  
NOT SHOWN  
SEE FIG. 10

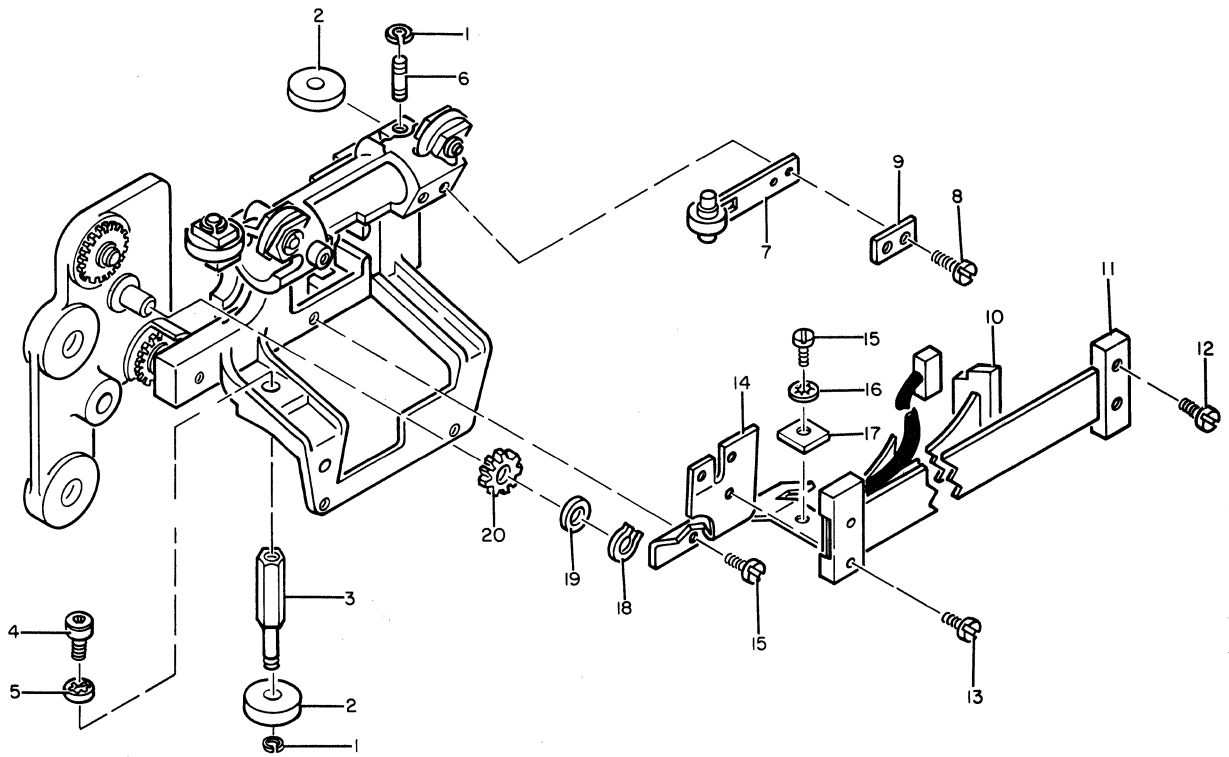


FIGURE 13A. CARRIER ASSEMBLY-PRINTER WITH RIBBON CARTRIDGE. SHEET 1 OF 2. INDEX NOS. 1-20. SEE LIST 13A.

CARRIER ASSEMBLY-PRINTER WITH RIBBON CARTRIDGE

FIGURE- INDEX NUMBER	PART NUMBER	UNITS PER ASM.	DESCRIPTION			
			1	2	3	4
13A-	6845053	REF	CARRIER ASSEMBLY PRINTER WITH RIBBON CARTRIDGE FOR NEXT HIGHER ASM SEE FIGURE 10-52A FOR ILLUSTRATION,SEE FIGURE 13A			
- 1	219633	9	• CLIP, RING			
- 2	225574	5	• BEARING			
- 3	843387	1	• STUD			
- 4	149897	1	• SCREW,SOC HD- 8-32 X 0.375 LG			
- 5	60646	1	• LOCKWASHER,INT TEETH-0.196 ID X 0.340 OD			
- 6	843384	4	• SHAFT			
- 7	843159	1	• BEARING AND SPRING LEAF ASM			
- 8	38350	2	• SCREW,FIL HD- 6-32 X 0.250 LG			
- 9	843385	1	• PLATE			
- 10	843262	1	• CABLE ASM			
- 11	843386	1	• CLAMP ASM,CABLE			
- 12	38235	2	• SCREW,BD HD- 6-32 X 0.312 LG			
- 13	236550	2	• SCREW,BD HD- 4-40 X 0.375 LG			
- 14	843183	1	• BRACKET,CABLE			
- 15	10170	3	• SCREW, MACH, BH, 6-32 X 1/4 LG			
- 16	62031	1	• LOCKWASHER,INT TEETH- 0.150 ID X 0.295 OD			
- 17	843162	1	• CLAMP			
- 18	1115633	1	• RING,RETAINING EXT 0.181 ID X 0.035 THK			
- 19	843260	1	• SPACER			
- 20	1638708	1	• GEAR			
					ATT PT	
					ATT PT	
					ATT PT	
					ATT PT	
					ATT PT	
					ATT PT	
					ATT PT	
					ATT PT	
					ATT PT	

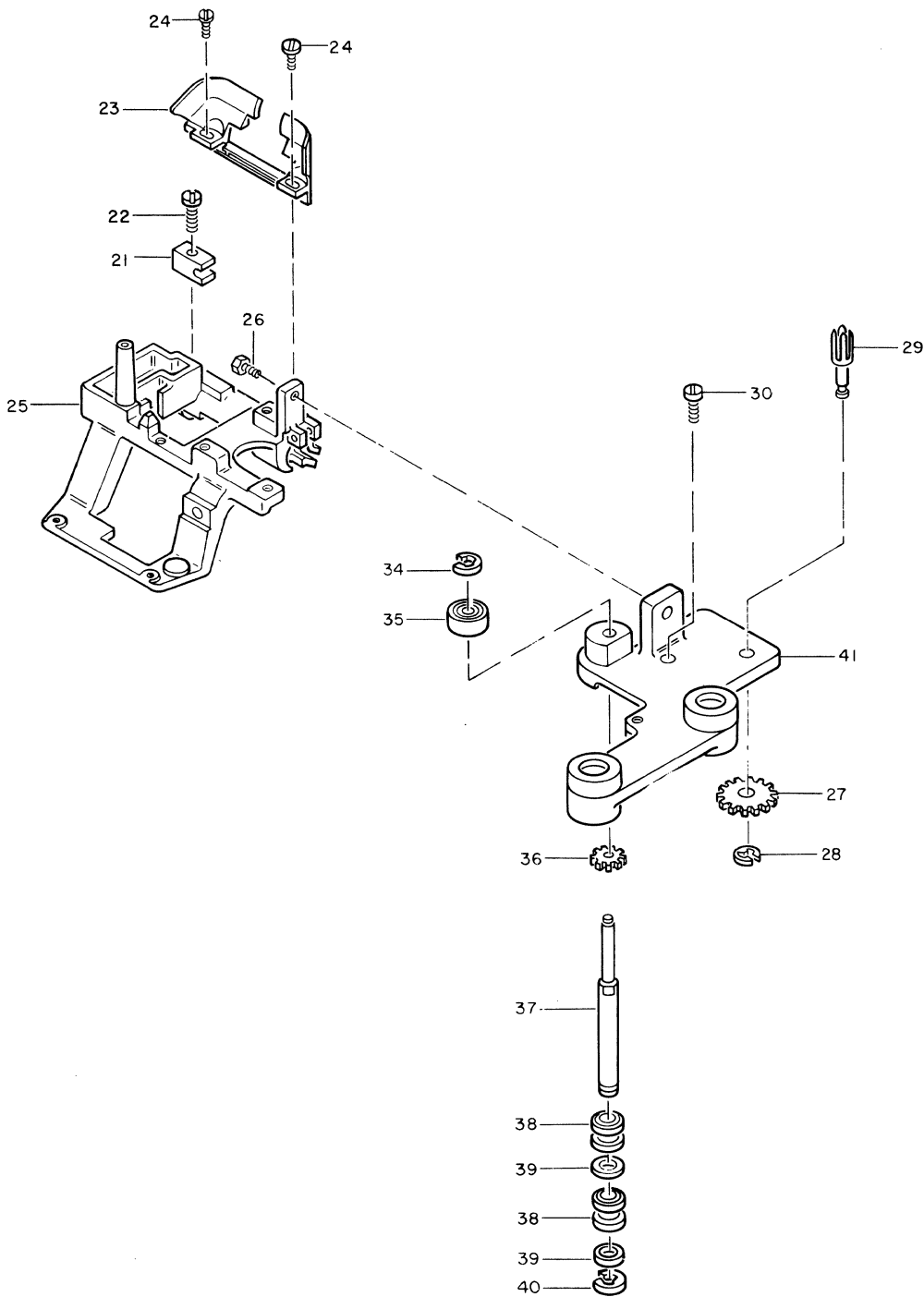


FIGURE 13A. CARRIER ASSEMBLY-PRINTER WITH RIBBON CARTRIDGE. SHEET 2 OF 2. INDEX NOS. 21-41. SEE LIST 13A.

CARRIER ASSEMBLY-PRINTER WITH RIBBON CARTRIDGE

FIGURE- INDEX NUMBER	PART NUMBER	UNITS PER ASM.	DESCRIPTION				
			1	2	3	4	
13A- 21	6841517	1					• GUIDE
- 22	512508	1					• SCREW,FL HD- 6-32 X 0.500 LG
- 23	6841528	1					• GUIDE
- 24	10170	2					• SCREW, MACH, BH; 6-32 X 1/4 LG
- 24	38235	2					• SCREW,BD HD- 6-32 X 0.312 LG
- 25	843329 NR	1					• CARRIER
- 26	265195	1					• SCREW,MACH HEX HD 6-32 X 7/32 LG ATT PT
- 27	1638709	1					• GEAR
- 28	264641	1					• RING,RETAINING EXT 0.114 ID X 0.025 THK ATT PT
- 29	6841518	1					• SHAFT-DRIVE GEAR
- 30	512508	1					• SCREW,FL HD- 6-32 X 0.500 LG
- 34	1092125	1					• CLIP
- 35	981039	1					• BEARING
- 36	1638707	1					• GEAR
- 37	6841519	1					• SHAFT
- 38	8326828	2					• CLUTCH ASM-NEW STYLE
- 39	843161	2					• WASHER
- 40	332747	1					• CLIP
- 41	6841521	1					• CARTRIDGE ADAPTER ASM-RIBBON

FOR PARTS  
NOT SHOWN  
SEE FIG. 8

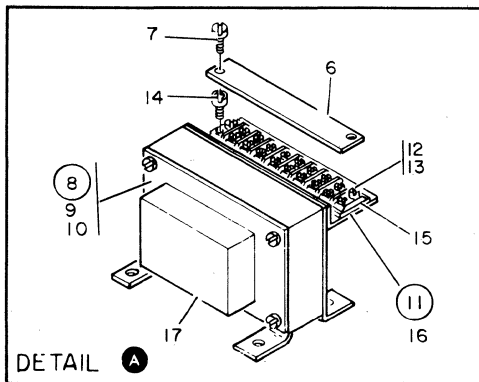
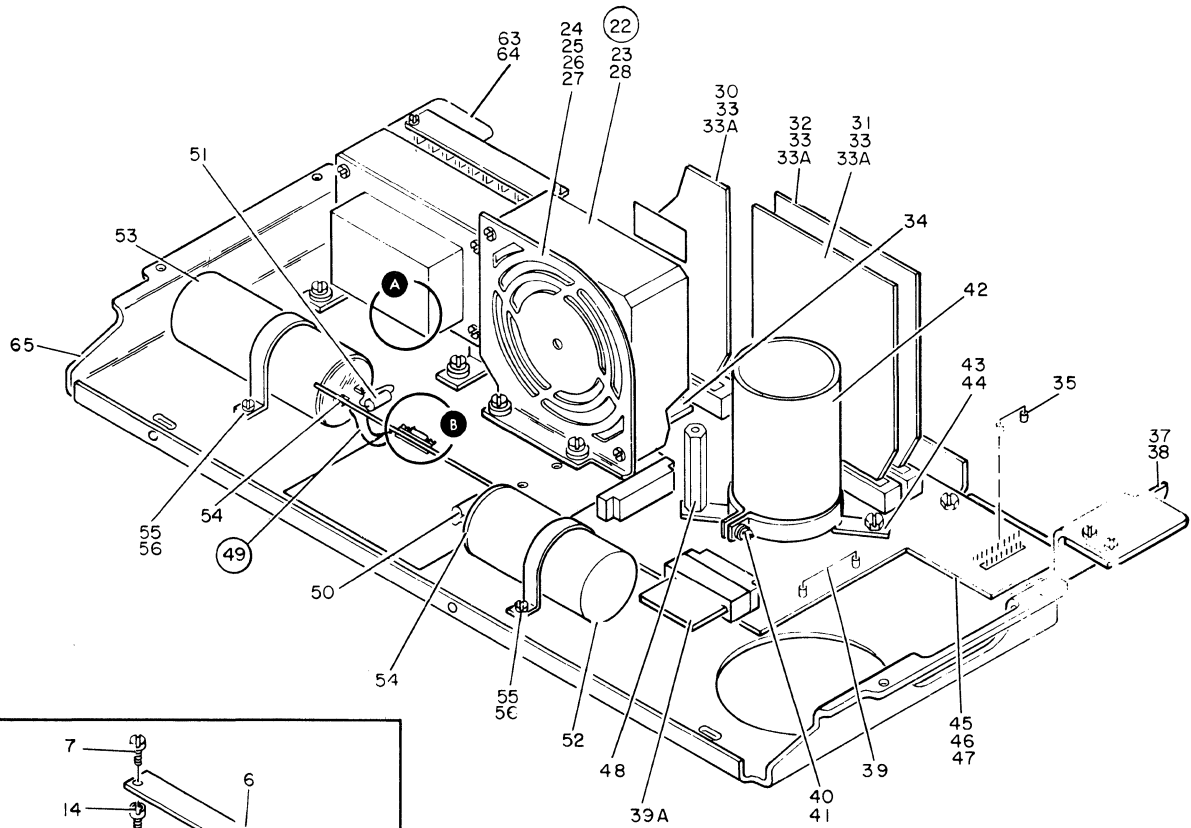
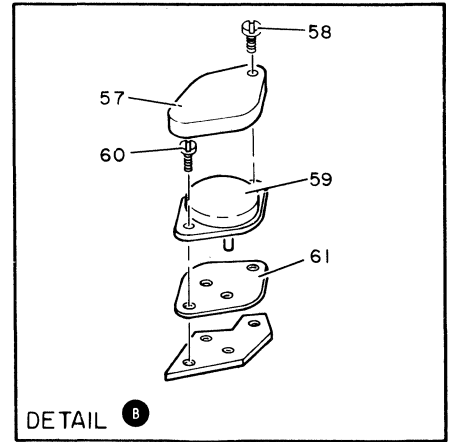


FIGURE 14. PRINTER POWER SUPPLY ASSEMBLY. SEE LIST 14.

PRINTER POWER SUPPLY ASSEMBLY

FIGURE- INDEX NUMBER	PART NUMBER	UNITS PER ASM.	DESCRIPTION			
			1	2	3	4
14 -	4410090	REF	PRINTER POWER SUPPLY ASSEMBLY- 80 CPS			
-	1638769	REF	PRINTER POWER SUPPLY ASSEMBLY- 120 CPS FOR NEXT HIGHER ASM,SEE FIGURE 8-32 FOR ILLUSTRATION,SEE FIGURE 14			
- 6	361537	1	• COVER, TERMINAL, 10 POSITION			
- 7	10170	2	• SCREW ATT PT			
- 8	843592	1	• TRANSFORMER			
- 9	6840520	4	• SCREW ATT PT			
- 10	56079	1	• WASHER-DOMESTIC ATT PT			
- 10	56079	2	• WASHER-WORLD TRADE ATT PT			
- 11	843587 NR	1	• TERMINAL BLOCK ASM			
- 12	522850 NR	1	• . . . TERMINAL BOARD, W/BARR 10DBL SCREW TERM			
- 13	322550 NR	2	• . . . SCREW, MACH. BH, 6-32 X 1/2 LG ATT PT			
- 14	2728872 NR	2	• . . . STANDOFF			
- 15	522849 NR	1	• . . . MARKER STRIP, TERMINAL			
- 16	843581 NR	1	• . . . BRACKET			
- 17	1638879	1	• . . . SHIELD			
- 22	843595	1	• FAN ASM,BLOWER- 80 CPS			
- 22	1638888	1	• FAN ASM,WHISPER- 80 CPS			
- 22	1638717	1	• FAN ASM,BLOWER- 120 CPS			
- 22	8326824	1	• FAN ASM,WHISPER- 120 CPS DO NOT REPLACE FAN ASMS WITH WHISPER FAN ASMS			
- 23	6840520	2	• SCREW ATT PT			
- 24	1638703	1	• . . . BRACKET,FAN GUARD- 80 CPS			
- 24	832682	1	• . . . BRACKET,FAN GUARD- 120 CPS			
- 25	35739	2	• . . . SCREW, MACH. BH, 6-32 X 15/16 LG ATT PT			
- 26	56722	2	• . . . WASHER, LOCK, EXTERNAL TOOTH NO. 6 ATT PT			
- 27	257187	2	• . . . NUT ATT PT			
- 28	843590	1	• . . . FAN,BLOWER- 80 CPS			
- 28	1638886	1	• . . . FAN,WHISPER- 80 CPS			
- 28	1638733	1	• . . . FAN,BLOWER- 120 CPS			
- 28	8326823	1	• . . . FAN,WHISPER- 120 CPS DO NOT REPLACE BLOWER FANS WITH WHISPER FANS			
- 30	6843322	1	• CIRCUIT CARD-A1B3 NEW STYLE			
- 30	5863341	1	• CIRCUIT CARD-A1B3 OLD STYLE			
- 31	6843324	1	• CIRCUIT CARD-A1B1 NEW STYLE			
- 31	5863342	1	• CIRCUIT CARD-A1B1 OLD STYLE			
- 32	5863347	1	• CIRCUIT CARD-A1A1 NEW STYLE			
- 32	5863340	1	• CIRCUIT CARD-A1A1 OLD STYLE			
- 33	811804	3	• GUIDE, CARD			
- 33A	4412721	3	• RETAINER, CARD			
- 34	843487	1	• INSULATOR- 120 CPS FANS ONLY			
- 35	843599	1	• JUMPER			
- 37	1204527	1	• GUIDE ,RH			
- 38	265195	2	• SCREW, MACH, HEX H, 6-32 X 7/32 LG ATT PT			
- 39	843473	2	• JUMPER			
- 39A	4410796	1	• CARD ASM-E0F			
- 40	322551	1	• SCREW,BD HD- 6-32 X 0.750 LG			
- 41	6841958	1	• NUT			
- 42	2706648	1	• CAPACITOR			
- 43	843531	1	• CLAMP			
- 44	6840520	1	• SCREW ATT PT			
- 45	1638818	1	• BOARD ASM			
- 46	6840520	2	• SCREW ATT PT			
- 47	843347	1	• INSULATOR			
- 48	843366	1	• STUD			
- 49	843422	1	• CABLE ASM-DC			
- 50	843447	1	• . . . RESISTOR ASM.			
- 51	5261899	1	• . . . RESISTOR ASM			
- 52	2706649	1	• . . . CAPACITOR			
- 53	2706647	1	• . . . CAPACITOR			
- 54	5261296	2	• COVER			
- 55	843129	2	• CLAMP			
- 56	5319854	4	• SCREW,SELF TAPPING, 3-32 X .375 LG ATT PT			
- 57	843246	1	• COVER			
- 58	322065	1	• SCREW, MACH. BH, 6-32 X 5/8 LG ATT PT			
- 59	5252662	1	• TRANSISTOR ASM			
- 60	322550	1	• SCREW, MACH, BH, 6-32 X 1/2 LG ATT PT			
- 61	5130489	2	• INSULATOR			
- 63	1204528	1	• GUIDE,LH			
- 64	265195	2	• SCREW,MACH HEX HD- 6-32 X 7/32 LG ATT PT			
- 65	1638904	1	• BASE PLATE			

## CABLE ASSEMBLIES WITH COMPONENT PARTS

FIGURE- INDEX NUMBER	PART NUMBER	UNITS PER ASM.	DESCRIPTION			
			1	2	3	4
15						THE FOLLOWING LINE CORD ASSEMBLIES HAVE MOLDED PLUGS AND NO COMPONENT PARTS. THE MOLDED PLUGS ARE LISTED AND ILLUSTRATED FOR LINE CORD IDENTIFICATION PURPOSES ONLY.
- A	1655377	1				6 FOOT LINE CORD ASSEMBLIES LINE CORD-NON LOCK PLUG-LV-AFE,US,CANADA FOR MOLDED PLUG SEE INDEX 1
- A	1655425	1				LINE CORD-WITHOUT PLUG-LV-AFE EXCEPT BRAZIL,AUSTRALIA AND NEW ZEALAND
- A	1743381	1				LINE CORD-HONG KONG ONLY
- A	4406504	1				LINE CORD-WITHOUT PLUG-HV-AFE EXCEPT BRAZIL
- A	4406522	1				LINE CORD-WITH PLUG-HV-INDONESIA ONLY FOR MOLDED PLUG SEE INDEX 14
- A	4406526	1				LINE CORD-WITH PLUG-HV-AFE EXCEPT INDONESIA,MALAYSIA,SINGAPORE,AUSTRALIA AND NEW ZEALAND FOR MOLDED PLUG SEE INDEX 5
	8496229	1				LINECORD-WITH PLUG-HV-AUSTRALIA 2ND NEW ZEALAND ONLY FOR MOLDED PLUG SEE INDEX 5
	8496390	1				LINECORD-WITHOUT PLUG-LV-AUSTRALIA 2ND NEW ZEALAND ONLY
						9 FOOT LINE CORD ASSEMBLIES
- B	1655378	1				LINE CORD-WITHOUT PLUG-LV-AFE EXCEPT BRAZIL,AUSTRALIA AND NEW ZEALAND
- B	1655379	1				LINE CORD-NON LOCK PLUG-LV-AFE,USA, CANADA AND SAUDI ARABIA FOR MOLDED PLUG SEE INDEX 1
- B	1655389	1				LINE CORD-WITH PLUG-HV-ALGERIA,BELGIUM, FRANCE AND HUNGARY IN EMEA FOR MOLDED PLUG SEE INDEX 2
- B	1655391	1				LINE CORD-WITH PLUG-HV-INDONESIA IN AFE, ALL EMEA EXCEPT ALGERIA,BELGIUM,DENMARK, FRANCE,HUNGARY,IRELAND,ISRAEL,ITALY, SWITZERLAND AND UNITED KINGDOM FOR MOLDED PLUG SEE INDEX 4
- B	1655392	1				LINE CORD-WITH PLUG-HV-ISRAEL AND AFE EXCEPT INDONESIA,MALAYSIA,SINGAPORE, AUSTRALIA AND NEW ZEALAND FOR MOLDED PLUG SEE INDEX 5
- B	1655404	1				LINE CORD-WITH PLUG-HV-SWITZERLAND ONLY FOR MOLDED PLUG SEE INDEX 6
- B	1743152	1				LINE CORD-WITH PLUG-HV-DENMARK ONLY
- B	1743382	1				LINE CORD-HONG KONG ONLY
- B	4406505	1				LINE CORD-WITHOUT PLUG-HV-AFE EXCEPT BRAZIL
- B	4409569	1				LINE CORD-WITH PLUG-HV-ITALY ONLY FOR MOLDED PLUG SEE INDEX 8
- B	8496391	1				LINE CORD-WITH PLUG-HV-AUSTRALIA AND NEW ZEALAND FOR MOLDED PLUG SEE INDEX 5
- B	8496392	1				LINE CORD-WITHOUT PLUG-LV-AUSTRALIA AND NEW ZEALAND
						12FOOT LINE CORD ASSEMBLIES
- C	1655423	1				LINE CORD-NON LOCK PLUG-LV-AFE,US,CANADA FOR MOLDED PLUG SEE INDEX 1
- C	1655426	1				LINE CORD-WITHOUT PLUG-LV-AFE EXCEPT BRAZIL,AUSTRALIA AND NEW ZEALAND
- C	1743383	1				LINE CORD-HONG KONG ONLY
- C	4406506	1				LINE CORD-WITHOUT PLUG-HV-AFE EXCEPT BRAZIL
- C	4406527	1				LINE CORD-WITH PLUG-HV-AFE EXCEPT INDONESIA,MALAYSIA,SINGAPORE,AUSTRALIA AND NEW ZEALAND FOR MOLDED PLUG SEE INDEX 5
- C	4406535	1				LINE CORD-WITH PLUG-HV-INDONESIA ONLY FOR MOLDED PLUG SEE INDEX 4
- C	8496393	1				LINE CORD-WITH PLUG-HV-AUSTRALIA AND NEW ZEALAND ONLY FOR MOLDED PLUG SEE INDEX 5
- C	8496394	1				LINE CORD-WITHOUT PLUG-LV-AUSTRALIA AND NEW ZEALAND



CABLE ASSEMBLIES WITH COMPONENT PARTS

FIGURE- INDEX NUMBER	PART NUMBER	UNITS PER ASM.	DESCRIPTION			
			1	2	3	4
15						
- D	1655424	1	15 FOOT LINE CORD ASSEMBLIES			
- D	1655427	1	LINE CORD-NON LOCK PLUG-LV-AFE,USA			
- D	1743154	1	CANADA AND SAUDIA ARABIA			
- D	4406507	1	FOR MOLDED PLUG SEE INDEX 1			
- D	4406525	1	LINE CORD-WITHOUT PLUG-LV-AFE EXCEPT			
- D	4406528	1	BRAZIL,AUSTRALIA AND NEW ZEALAND			
- D	4406531	1	LINE CORD-WITH PLUG-HV-DENMARK			
- D	4406536	1	LINE CORD-WITHOUT PLUG-HV-AFE EXCEPT			
- D	4406571	1	BRAZIL			
- D	8496395	1	LINE CORD-WITH PLUG-HV-ALGERIA,BELGIUM			
- D	1743384	1	FRANCE, HUNGRY IN EMEA			
			FOR MOLDED PLUG SEE INDEX 2			
			LINE CORD-WITH PLUG-HV-ISRAEL AND AFE			
			EXCEPT INDONISIA, MALAYSIA, SINGAPORE			
			AUSTRALIA AND NEW ZEALAND			
			LINE CORD-WITH PLUG-HV-SWITZERLAND ONLY			
			FOR MOLDED PLUG SEE INDEX 6			
			LINE CORD-WITH PLUG-HV-INDONESIA IN AFE			
			ALL EMEA EXCEPT ALGERIA, BELGIUM, DENMARK, FRANCE,			
			HUNGARY, IRELAND, ISRAEL, ITALY,			
			SWITZERLAND AND UNITED KINGDOM			
			FOR MOLDED PLUG SEE INDEX 4			
			LINE CORD-WITH PLUG-HV-ITALY ONLY			
			FOR MOLDED PLUG, SEE INDEX 8			
			LINE CORD-WITH PLUG-HV-AUSTRALIA AND NEW ZEALAND			
			FOR MOLDED PLUG, SEE INDEX 5			
			LINE CORD-WITHOUT PLUG-LV-AUSTRALIA AND			
			NEW ZEALAND ONLY			
			LINE CORD-HONG KONG ONLY			
			THE FOLLOWING LINE CORDS ASSEMBLIES HAVE			
			MOLDED PLUGS PLUS COMPONENT PART OR			
			REPLACEABLE PLUGS			
			6 FOOT LINE CORDS			
- E	1643801	1	LINE CORD-NON LOCK PLUG-LV-JAPAN ONLY			
- E	1655402	1	FOR COMPONENT PARTS SEE INDEX 56			
- E	1655428	1	LINE CORD-LOCKING PLUG-LV-USA AND CANADA			
- E	1743136	1	FOR COMPONENT PARTS SEE INDEXES 10,10A,18			
- E	4408851	1	LINE CORD-WITH PLUG-HV-MALAYSIA AND			
- E	1633804	1	SINGAPORE			
- E	1655390	1	FOR MOLDED PLUG SEE INDEX 3			
- E	1655401	1	FOR COMPONENT PARTS SEE INDEX 50			
- E	1655418	1	LINE CORD-LOCKING PLUG-LV-JAPAN ONLY			
- E	1743137	1	FOR COMPONENT PARTS SEE INDEX 34			
- E	1743752	1	LINE CORD-HOSPITAL GRADE PLUG-LV-US ONLY			
- E	4408850	1	FOR COMPONENT PARTS SEE INDEX 20			
- E	8496377	1	9 FOOT LINE CORD ASSEMBLIES			
- F	1633804	1	LINECORD-LOCKING PLUG-LV-JAPAN ONLY			
- F	1655390	1	FOR COMPONENT PARTS SEE INDEX 56			
- F	1655401	1	LINE CORD-WITH PLUG-HV-IRELAND,MALAYSIA			
- F	1655418	1	AND SINGAPORE			
- F	1743137	1	FOR MOLDED PLUG SEE INDEX 3			
- F	1743752	1	FOR COMPONENT PARTS SEE INDEX 50			
- F	4408850	1	LINE CORD-LOCKING PLUG-LV-USA,CANADA			
- F	8496377	1	FOR COMPONENT PARTS SEE INDEXES 10,10A,18			
- F		1	LINE CORD-WITH PLUG-HV-SOUTH AFRICA ONLY			
- F		1	FOR MOLDED PLUG SEE INDEX 7			
- F		1	FOR COMPONENT PARTS SEE INDEX 50			
- F		1	LINE CORD-LOCKING PLUG-LV-JAPAN ONLY			
- F		1	FOR COMPONENT PARTS SEE INDEX 34			
- F		1	LINE CORD-WITH PLUG-HV-ISRAEL ONLY			
- F		1	FOR COMPONENT PARTS SEE INDEX 55			
- F		1	LINE CORD-HOSPITAL GRADE PLUG-LV-US ONLY			
- F		1	FOR COMPONENT PARTS SEE INDEX 20			
- F		1	LINE CORD-WITH PLUG-HV-UK ONLY			

## CABLE ASSEMBLIES WITH COMPONENT PARTS

FIGURE- INDEX NUMBER	PART NUMBER	UNITS PER ASM.	DESCRIPTION			
			1	2	3	4
15						FOR MOLDED PLUG SEE INDEX 3 FOR COMPONENT PARTS SEE INDEX 50
- G	1643802	1	LINE	CORD-NON LOCK PLUG-LV-JAPAN ONLY		FOR COMPONENT PARTS SEE INDEX 56
- G	1655429	1	LINE	CORD-WITH PLUG-HV-MALAYSIA AND SINGAPORE		FOR MOLDED PLUG SEE INDEX 3 FOR COMPONENT PARTS SEE INDEX 50
- G	1655431	1	LINE	CORD-LOCKING PLUG-LV-USA AND CANADA		FOR COMPONENT PARTS SEE INDEXES 10,10A,18
- G	1743138	1	LINE	CORD-LOCKING PLUG-LV-JAPAN ONLY		FOR COMPONENT PARTS SEE INDEX 34
- H	1643803	1	LINE	CORD-NON LOCK PLUG-LV-JAPAN ONLY		FOR COMPONENT PARTS SEE INDEX 56
- H	1655430	1	LINE	CORD-WITH PLUG-HV-IRELAND,MALAYSIA AND SINGAPORE		FOR MOLDED PLUG SEE INDEX 3 FOR COMPONENT PARTS SEE INDEX 50
- H	1655432	1	LINE	CORD-LOCKING PLUG-LV-USA,CANADA		FOR COMPONENT PARTS SEE INDEXES 10,10A,18
- H	1743139	1	LINE	CORD-LOCKING PLUG-LV-JAPAN ONLY		FOR COMPONENT PARTS SEE INDEX 34
- H	1743754	1	LINE	CORD-WITH PLUG-HV-ISRAEL ONLY		FOR COMPONENT PARTS SEE INDEX 55
- H	4406534	1	LINE	CORD-WITH PLUG-HV-SOUTH AFRICA ONLY		FOR MOLDED PLUG SEE INDEX 7 FOR COMPONENT PARTS SEE INDEX 50
- H	8496378	1	LINE	CORD-WITH PLUG-HV-UK ONLY		FOR MOLDED PLUG SEE INDEX 3 FOR COMPONENT PARTS SEE INDEX 50
						THE FOLLOWING CABLE ASSEMBLIES ARE PART OF THE PRINTER ASSEMBLY
- J	1638782	1	CABLE	ASM-MACHINE		FOR COMPONENT PARTS SEE INDEXES 11,16,37,38,43,49A,49B,53
- J	1642800	1	CORD,	ATTACHMENT-NON LOCK 6 FOOT		FOR COMPONENT PARTS SEE INDEXES 12,12C,12E
- J	1748652	1	CORD,	ATTACHMENT-TWIST LOCK 60 HZ		FOR COMPONENT PARTS SEE INDEXES 12,12B,12C,12E
- J	1748677	1	CORD,	ATTACHMENT-TWIST LOCK 6 FOOT		FOR COMPONENT PARTS SEE INDEXES 12,12B,12C,12E
- J	1853045	1	CORD,	ATTACHMENT-NON LOCK 60 HZ		FOR COMPONENT PARTS SEE INDEXES 12,12C,12E
- J	1853165	1	CORD,	ATTACHMENT-SHIELDED 50 HZ		FOR COMPONENT PARTS SEE INDEXES 12C,12E
- J	1853167	1	CORD,	ATTACHMENT-SHIELDED 50/60 HZ		FOR COMPONENT PARTS SEE INDEXES 12C,12E
- J	1843262	1	CABLE	ASM		FOR COMPONENT PARTS SEE INDEXES 9A,9B,16,35,37,49A,49B,54
- J	1843263	1	CABLE	ASM-MACHINE		FOR COMPONENT PARTS SEE INDEXES 11,35,43,49A,49B
- J	1843264	1	CABLE	ASM-FORMS EMITTER		FOR COMPONENT PARTS SEE INDEXES 37,38,43
- J	1843333	1	CABLE	ASM-END OF FORMS		FOR COMPONENT PARTS SEE INDEXES 43,46,47
- J	1843342	1	CABLE	ASM-POWER SUPPLY 80 CPS		FOR COMPONENT PARTS SEE INDEXES 11A,12D
- J	1843566	1	CABLE	ASM-POWER SUPPLY 120 CPS		FOR COMPONENT PARTS SEE INDEXES 11A,12D

CABLE ASSEMBLIES WITH COMPONENT PARTS

FIGURE- INDEX NUMBER	PART NUMBER	UNITS PER ASM.	DESCRIPTION			
			1	2	3	4
15			THE FOLLOWING CABLE ASSEMBLIES ARE PART OF THE PRINTER TERMINAL			
- K	1753472	1	CABLE ASM-COAX INTERNAL FOR COMPONENT PARTS SEE INDEXES 21 THRU 27, 37B, 38 FOR COMPONENT PARTS SEE INDEXES 21 THRU 27,37B,38			
- K	8544351	1	CABLE ASM-DC DISTRIBUTION FOR COMPONENT PARTS SEE INDEXES 9A,9B,15,19A,29,33,36,48,49A			
- K	8544352	1	CABLE ASM-TWIN SIGNAL POWER DISTRIBUTION FROM A3T PLANAR NOTE: 2 CABLES IN 1 HARNESS FOR COMPONENT PARTS SEE INDEXES 7B,14,15,29,44,45,48,49,49A			
- K	8544355	1	CABLE ASM-LINE RECEIPT TO EMC FILTER USA,CANADA,AFE 50/60 HZ FOR COMPONENT PARTS SEE INDEXES 12A,41,52			
- K	8544356	1	CABLE ASM-AC MAIN LINE DISTRIBUTION FOR COMPONENT PARTS SEE INDEXES 9,9B,12,12A,12C,13,17,19,30,32,48			
- K	8544358	1	CABLE ASM-INDICATOR FOR COMPONENT PARTS SEE INDEXES 9B,15,29,38,40,49A			
- K	8544359	1	CABLE ASM-FUNCTION SWITCHES FOR COMPONENT PARTS SEE INDEXES 9,9B,15,29,37C,38,40,49A			
- K	8544382	1	CABLE ASM-POWER SWITCH FOR COMPONENT PARTS SEE INDEXES 9,9B,28,31,46			
- K	8544383	1	CABLE ASM-DECADE SWITCH 50/60 HZ FOR COMPONENT PARTS SEE INDEXES 9,9B,37A,39,48,51			
- K	8544424	1	CABLE ASM-LINE RECEIPT TO EMC FILTER-EMEA FOR COMPONENT PARTS SEE INDEXES 12A,41,52A			

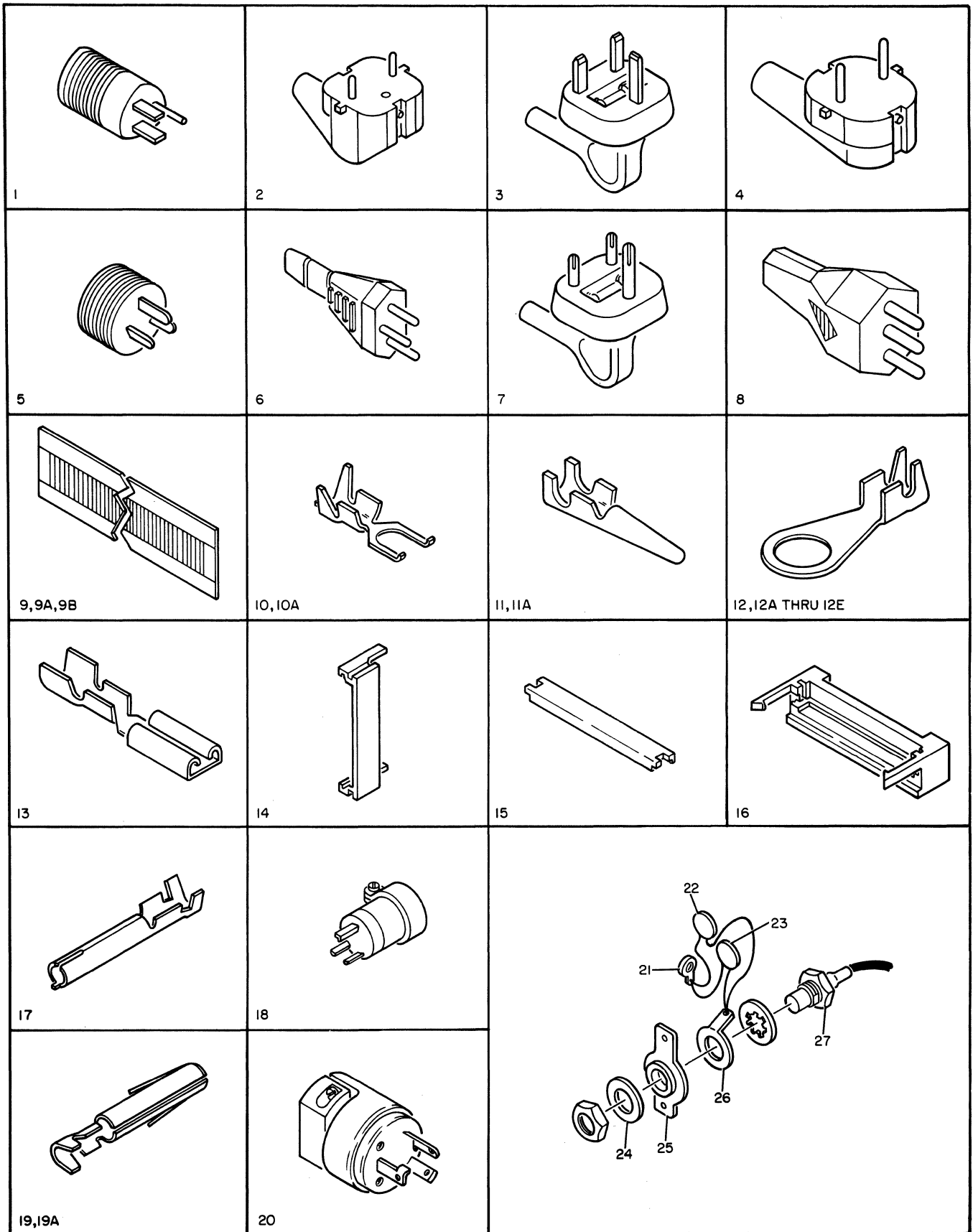


FIGURE 15. CABLE ASSEMBLIES WITH COMPONENT PARTS. SHEET 1 OF 3. INDEX NOS. 1-27. SEE LIST 15.

CABLE ASSEMBLIES WITH COMPONENT PARTS

FIGURE- INDEX NUMBER	PART NUMBER	UNITS PER ASM.	DESCRIPTION			
			1	2	3	4
15			THE FIRST 8 COMPONENT PARTS ARE MOLDED PLUGS AND ARE NOT REPLACABLE. THEY ARE ILLUSTRATED FOR LINE CORD IDENTIFICATION PURPOSES ONLY			
- 1	1655377 NP	AR	• MOLDED PLUG-USA,CANADA,LOW VOLTAGE AFE			
- 2	1655389 NP	AR	• MOLDED PLUG-ALGERIA,BELGIUM,FRANCE AND HUNGARY			
- 3	1655370 NP	AR	• MOLDED PLUG-IRELAND,MALAYSIA,SINGAPORE AND UNITED KINGDOM			
- 4	1655391 NP	AR	• MOLDED PLUG-INDONESIA IN AFE,ALL EMEA EXCEPT ALGERIA,BELGIUM,DENMARK,FRANCE, HUNGARY,IRELAND,IRELAND,ISRAEL,ITALY, SWITZERLAND AND UNITED KINGDOM			
- 5	1655392 NP	AR	• MOLDED PLUG-ISRAEL AND AFE EXCEPT AUSTRALIA,INDONESIA,MALAYSIA,SINGAPORE AND NEW ZEALAND			
- 6	1655404 NP	AR	• MOLDED PLUG-SWITZERLAND			
- 7	1655418 NP	AR	• MOLDED PLUG-SOUTH AFRICA			
- 8	4409568 NP	AR	• MOLDED PLUG-ITALY			
- 9	317296	AR	• LABEL			
- 9A	811825	AR	• LABEL			
- 9B	813769	AR	• DECAL			
- 10	483649	AR	• TERMINAL			
- 10A	483664	AR	• TERMINAL,SPADE-NO.6,14-16 AWG			
- 11	483647	AR	• TERMINAL,STRAIGHT SPADE			
- 11A	2114526	AR	• TERMINAL,PLUG			
- 12	483677	AR	• TERMINAL,RING, NO.6 STUD,18-20 AWG			
- 12A	483678	AR	• TERMINAL,RING, NO.6 STUD,14-16 AWG			
- 12B	483681	AR	• TERMINAL,RING, NO.8 STUD,18-20 AWG			
- 12C	483682	AR	• TERMINAL,RING, NO.8 STUD,14-16 AWG			
- 12D	483685	AR	• TERMINAL,RING, NO.10 STUD,18-20 AWG			
- 12E	483686	AR	• TERMINAL,RING, NO.10 STUD,14-16 AWG			
- 13	731058	AR	• RECEPTACLE,FASTON			
- 14	811802	AR	• CARD GUIDE			
- 15	818555	AR	• STRAIN RELIEF			
- 16	818556	AR	• STRAIN RELIEF, TOP			
- 17	1166115	AR	• SOCKET,TERMINAL- 22-18 AWG			
- 18	1452552	AR	• PLUG,3 WIRE,15A,125V-LOCKING			
- 19	1471018	AR	• TERMINAL,SOCKET			
- 19A	1661131	AR	• TERMINAL,SOCKET			
- 20	1655421	AR	• PLUG,3 WIRE,20A,125V-HOSPITAL GRADE			
- 21	316996	AR	• TERMINAL,RING			
- 23	5213736	AR	• CAPACITOR,CERAMIC,DISC 0.1 UF,500VDC			
- 24	1859384	AR	• WASHER,RETAINING			
- 25	1715256	AR	• PLATE			
- 26	2565189	AR	• TERMINAL			
- 27	1753472	AR	• CABLE ASM-COAX INTERNAL			

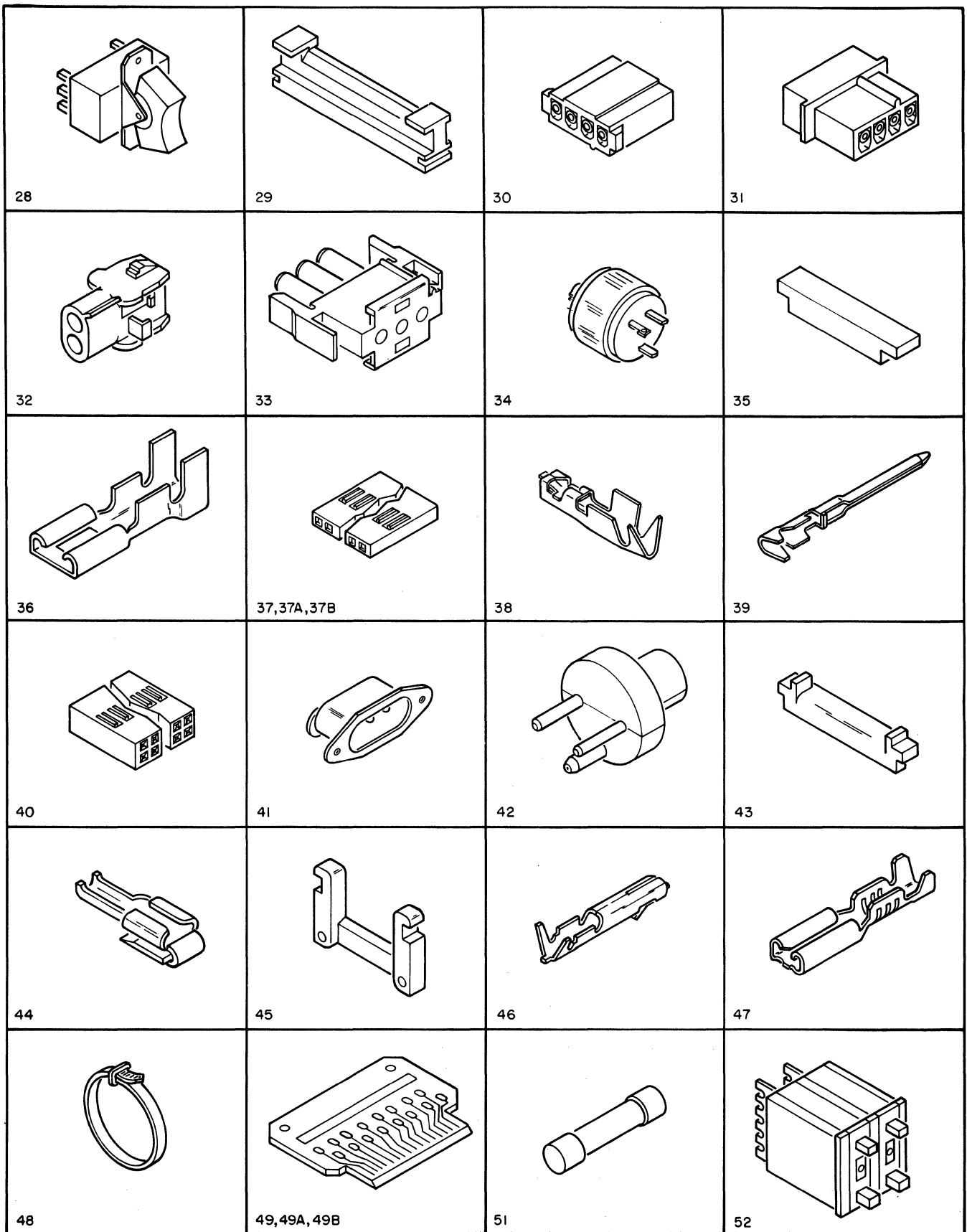


FIGURE 15. CABLE ASSEMBLIES WITH COMPONENT PARTS. SHEET 2 OF 3. INDEX NOS. 28-51. SEE LIST 15.

CABLE ASSEMBLIES WITH COMPONENT PARTS

FIGURE- INDEX NUMBER	PART NUMBER	UNITS PER ASM.	DESCRIPTION			
			1	2	3	4
15 - 28	1715963	AR	•	SWITCH ASM		
- 29	1809784	AR	•	STRAIN RELIEF		
- 30	1812491	AR	•	HOUSING,FEMALE CONTACTS		
- 31	1812492	AR	•	HOUSING,CONNECTOR-MALE		
- 32	1847525	AR	•	HOUSING		
- 33	1847526	AR	•	CONNECTOR		
- 34	1975238	AR	•	PLUG,TWIST LOCK- 15A 125V		
- 35	2454975	AR	•	BAR,STRAIN RELIEF		
- 36	2502307	AR	•	TERMINAL		
- 37	2637680	AR	•	HOUSING		
- 37A	2731406	AR	•	HOUSING 1X12		
- 37B	2731835	AR	•	HOUSING- 1 X 4		
- 37C	2731837	AR	•	HOUSING		
- 37D	2731841	AR	•	HOUSING- 1HI		
- 38	2637682	AR	•	CONNECTOR,WIRE (22 26 AWG)		
- 39	2731384	AR	•	PIN,DISCRETE WIRE-22-26 AWG		
- 40	2731846	AR	•	HOUSING- 2HI		
- 40A	2731389	AR	•	HOUSING- 2HI		
- 41	4406541	AR	•	RECEPTACLE		
- 42	4409574	AR	•	PLUG		
- 43	4865093	AR	•	BLOCK		
- 44	5312429	AR	•	TERMINAL- 14-18 AWG		
- 45	5352963	AR	•	RELIEF		
- 46	5412642	AR	•	PIN TERMINAL		
- 47	5412817	AR	•	TERMINAL		
- 48	5420242	AR	•	TIE,CABLE		
- 49	5800634	AR	•	CARD ASM-TERMINATOR,TWISTED PR.		
- 49A	5800700	AR	•	CARD ASM-TOP CARD CONNECTOR ASM		
- 49B	5999852	AR	•	CARD ASM		
- 50	8168499	AR	•	FUSE		
- 51	8544291	AR	•	SWITCH ASM-DECADE		

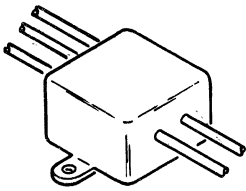
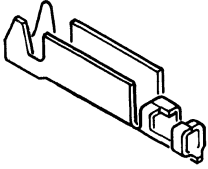
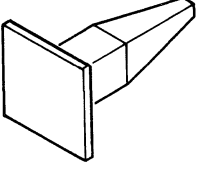
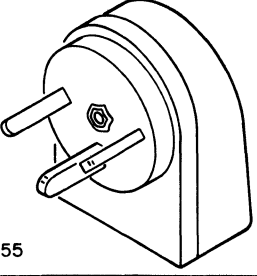
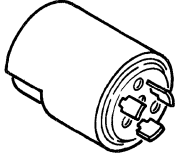
 <p>52, 52A</p>	 <p>53</p>	 <p>54</p>	 <p>55</p>
 <p>56</p>			

FIGURE 15. CABLE ASSEMBLIES WITH COMPONENT PARTS. SHEET 3 OF 3. INDEX NOS. 52-55. SEE LIST 15.



CABLE ASSEMBLIES WITH COMPONENT PARTS

FIGURE- INDEX NUMBER	PART NUMBER	UNITS PER ASM.	DESCRIPTION			
			1	2	3	4
15 - 52	8544422	AR	•	LINE FILTER ASM-AFE/USA		
- 52A	8544423	AR	•	LINE FILTER ASM-EMEA		
- 53	1229603	AR	•	TERMINAL		
- 54	2637689	AR	•	INSERT		
- 55	6814300	AR	•	PLUG,POWER- 16AMP 250V ISRAEL		
- 56	5252736	AR	•	PLUG		



## NUMERICAL INDEX

PART NO.	LIST AND INDEX NO.	PART NO.	LIST AND INDEX NO.	PART NO.	LIST AND INDEX NO.	PART NO.	LIST AND INDEX NO.
221	12 - 5	217019	7 - 23	473582	7 - 24	843260	13 - 19
	12 - 16		7 - 44	483647	15 - 11		13 - 34
3550	2 - 27	219633	4 - 38	483649	15 - 10		13A- 19
	3 - 4		4 - 60	483664	15 - 10A	843262	13 - 10
	3 - 6		13 - 1	483677	15 - 12		13A- 10
3960	3 - 2		13 - 37	483678	15 - 12A	843272	4 - 39
6364	12 - 13		13A- 1	483681	15 - 12B	843273	4 - 46
6935	3 - 3	225574	13 - 2	483682	15 - 12C		4 - 56
9092	5 - 29		13A- 2	483685	15 - 12D	843275	4 - 61
10170	3 - 54	227161	4 - 24	483686	15 - 12E	843276	4 - 57
	7 - 13	233355	13 - 42B	512071	6 - 15	843277	4 - 66
	8 - 5	234321	2 - 37		6 - 19	843278	4 - 71
	8 - 31	234334	6 - 5	512508	13A- 22	843281	4 - 25
	13 - 15	236550	1 - 10		13A- 30	843282	4 - 1
	13 - 25		1 - 12	520908	7 - 46	843283	4 - 29
	13A- 15		13 - 13	522849	14 - 15	843285	4 - 44
	13A- 24		13A- 13	522850	14 - 12		4 - 58
	14 - 7	251820	10 - 35	532393	3 - 28	843286	4 - 62
11598	5 - 30	257187	4 - 23A	589778	7 - 14	843287	4 - 59
	7 - 19		11 - 24	597300	3 - 41	843288	4 - 41
	7 - 41		14 - 27	600960	10 - 6	843293	4 - 64
15887	8 - 12	257957	4 - 16	602721	10 - 20	843300	13 - 21
32042	5 - 27		5 - 6C		10 - 26	843301	8 - 29
	10 - 42	257984	3 - 44	615683	6 - 12	843302	11 - 7
34512	9 - 7		3 - 51	631769	7 - 15	843304	8 - 16
35739	14 - 25		5 - 23	638875	4 - 27	843305	8 - 18
37913	3 - 45		5 - 33		4 - 34	843306	8 - 19
	3 - 50		11 - 50	731058	15 - 13	843326	8 - 3
	5 - 34	257985	1 - 11	731626	4 - 42	843329	13 - 26
	9 - 4	257986	4 - 23		4 - 63		13A- 25
	11 - 5R	264641	5 - 13		13 - 39	843337	10 - 60
38235	11 - 12		13 - 31	737967	1 - 40	843344	10 - 19
	13 - 12		13A- 28	738378	1 - 39	843345	8 - 14
	13 - 25	265195	13A- 26	811802	15 - 14	843347	14 - 47
	13 - 42		14 - 38	811804	14 - 33	843349	13 - 40
	13A- 12		14 - 64	811825	15 - 9A	843356	10 - 11
	13A- 24	301437	7 - 49	813769	15 - 9B	843357	10 - 8
38263	11 - 5N	302090	10 - 28	818555	15 - 15	843359	10 - 7
38264	5 - 22		10 - 28A	818556	15 - 16	843360	10 - 9
38350	13 - 8	302131	10 - 29	832682	14 - 24	843366	14 - 48
	13A- 8	303549	6 - 11	842555	1 - 2	843367	8 - 29A
38354	6 - 16		6 - 12	842556	1 - 2	843378	12 - 3
	6 - 20	311072	4 - 30	843123	11 - 24A	843384	13 - 6
38434	3 - 43	313694	4 - 50	843129	14 - 55		13A- 6
45639	5 - 24	316996	15 - 21	843132	12 - 1	843385	13 - 9
45653	11 - 5P	317131	6 - 15	843138	4 - 19		13A- 9
45690	6 - 6	317296	15 - 9	843139	4 - 20	843386	13 - 11
	7 - 22	322065	2 - 25	843146	10 - 10		13A- 11
	7 - 43		14 - 58	843153	10 - 13	843387	13 - 3
55918	12 - 15	322266	6 - 18	843155	13 - 24		13A- 3
56079	5 - 28	322550	4 - 22	843159	13 - 7	843389	10 - 1
	7 - 20		5 - 4		13A- 7	843411	8 - 1
	7 - 42		13 - 22	843161	13 - 46		9 - REF
	14 - 10		14 - 13		13A- 39	843413	9 - 10
	14 - 10		14 - 60	843162	13 - 17	843414	9 - 1
56722	14 - 26	322551	14 - 40		13A- 17	843415	9 - 6
60646	13 - 5	322562	12 - 14	843164	10 - 39	843422	14 - 49
	13A- 5	322620	5 - 38	843169	13 - 35	843434	10 - 9
62031	10 - 51C	323827	6 - 15	843172	13 - 33	843446	9 - 2
	13 - 16	323838	6 - 15	843173	10 - 18	843447	14 - 50
	13A- 16	327686	4 - 67	843175	10 - 53	843463	9 - 5
67873	5 - 6A	332747	13 - 47	843177	13 - 44	843473	14 - 39
76574	2 - 30A		13A- 40	843182	10 - 59	843487	14 - 34
	3 - 5	338169	1 - 13	843183	13 - 14	843493	10 - 4
123780	1 - 7	338238	5 - 32		13A- 14	843531	14 - 43
	11 - 5J	344184	10 - 47	843194	10 - 38	843536	13 - 48
129654	12 - 4	356742	1 - 9	843204	4 - 28	843561	12 - 17
130118	9 - 9	361537	14 - 6	843206	4 - 35	843569	10 - 31
138574	3 - 58	362177	2 - 20	843207	4 - 29A	843574	4 - 5
138754	3 - 17	362243	6 - 18	843208	12 - 6		4 - 13
149897	13 - 4	369207	1 - 15	843211	10 - 44	843576	4 - 6
	13A- 4		3 - 37	843221	8 - 27		4 - 12
151720	4 - 51	419131	7 - 45	843232	13 - 41	843581	14 - 16
156364	4 - 69	438557	6 - 13	843233	10 - 33	843584	10 - 46
179946	6 - 14	438548	5 - 2	843235	10 - 57	843587	14 - 11
186925	9 - 3		8 - 15	843237	8 - 7	843590	14 - 28
186928	12 - 12	438549	10 - 30	843246	14 - 57	843592	14 - 8
192049	9 - 8	438550	11 - 5F	843258	8 - 17	843595	14 - 22

PART NO.	LIST AND INDEX NO.	PART NO.	LIST AND INDEX NO.	PART NO.	LIST AND INDEX NO.	PART NO.	LIST AND INDEX NO.
843599	14 - 35	1608427	2 - 9	1638791	13 - 49	1715336	3 - 38
845762	1 - 1		2 - 12	1638797	10 - 49	1715355	2 - 36
	3 - 56		2 - 15	1638802	4 - 32	1715381	3 - 41
855260	1 - 20		2 - 22	1638804	4 - 24A	1715666	15 - 27
855261	1 - 1		3 - 20	1638810	8 - 11	1715816	3 - 57
855264	1 - 3		3 - 65	1638813	8 - 20	1715817	1 - 16
855265	1 - 3	1611308	2 - 18	1638815	4 - 26	1715963	15 - 28
855266	1 - 3	1611309	2 - 17	1638816	4 - 33	1715964	5 - 18
855267	1 - 3	1621005	3 - 24A	1638818	14 - 45	1715965	5 - 9
855268	1 - 3	1621036	3 - 30	1638820	4 - 72	1715967	2 - 24
855269	1 - 3	1621171	7 - 30	1638821	4 - 31	1715971	8 - 28
855270	1 - 3	1621172	2 - 32	1638822	4 - 52	1715972	8 - 28
855272	1 - 3	1621181	3 - 54	1638823	4 - 36	1715973	8 - 28
855273	1 - 3	1621183	3 - 22	1638824	4 - 65	1715974	8 - 28
855275	1 - 3		6 - 20	1638825	4 - 49	1743136	15 - E
855276	1 - 3	1621190	3 - 25A	1638826	4 - 53	1743137	15 - F
855278	1 - 3	1621193	7 - 5	1638827	4 - 47	1743138	15 - G
855279	1 - 3	1621811	3 - 61	1638828	4 - 55	1743139	15 - H
855281	1 - 3		7 - 27	1638829	4 - 45	1743152	15 - B
855282	1 - 4		7 - 33	1638832	4 - 40	1743154	15 - D
855283	1 - 4		7 - 52	1638833	4 - 37	1743381	15 - A
855284	1 - 3		7 - 54	1638834	4 - 43	1743382	15 - B
855285	1 - 3	1621844	7 - 40	1638841	4 - 14	1743383	15 - C
855286	1 - 2	1622302	7 - 32	1638844	10 - 50	1743384	15 - D
960766	1 - 2	1622304	2 - 30B	1638852	12 - 7	1743426	1 - 28
	1 - 21		7 - 6	1638856	12 - 16A	1743427	1 - 33
981039	13A- 35	1622334	7 - 31	1638857	11 - 5K	1743485	1 - 29
984122	3 - 37	1622345	3 - 31	1638879	14 - 17	1743498	1 - 32
1073462	4 - 68		3 - 62	1638880	11 - 5A		3 - 35
1091508	2 - 26		7 - 28	1638883	11 - 5M	1743548	3 - 37
1092125	10 - 37		7 - 55	1638884	11 - 5D	1743752	15 - F
	13 - 42A	1622346	3 - 25B	1638886	14 - 28	1743754	15 - H
	13A- 34		7 - 7	1638888	14 - 22	1748652	15 - J
1103695	11 - 32	1622347	6 - 1	1638889	11 - 5E	1748677	15 - J
1115633	11 - 33	1622402	3 - 23	1638891	11 - 5H	1753254	7 - 25
	13 - 18		3 - 32	1638893	8 - 2	1753450	7 - 51D
	13A- 18	1622403	7 - 8	1638904	14 - 65	1753458	2 - 38
1128138	11 - 25	1638703	14 - 24	1638990	14 - 22	1753462	1 - 31
1128280	11 - 17	1638706	8 - 13	1642800	15 - J	1753463	1 - 30
1141872	5 - 14	1638707	13 - 43	1643802	15 - G	1753467	3 - 55
1147178	2 - 23		13A- 36	1643803	15 - H	1753472	3 - 49
1147282	5 - 15	1638708	13A- 20	1643804	15 - E		15 - K
1147559	11 - 36	1638709	13 - 32	1643816	1 - 22A		15 - 27
1147570	11 - 22		13A- 27	1655370	15 - 3	1753548	1 - 15
1147571	11 - 21	1638711	10 - 45	1655377	15 - A	1753574	1 - 19
1147572	11 - 20	1638712	10 - 51		15 - 1		4 - REF
1147573	11 - 19	1638713	8 - 25		15 - 1		4 - 3
1147580	11 - 26		10 - REF	1655378	15 - B	1753620	1 - 19
1147586	11 - 23	1638714	10 - 25	1655379	15 - B		4 - REF
1147597	11 - 14		12 - REF	1655389	15 - B	1753624	4 - 10
1147599	11 - 34	1638715	10 - 52		15 - 2	1753625	4 - 11
1159519	3 - 16A		13 - REF	1655390	15 - F	1753626	4 - 7
	6 - 27		13 - REF	1655391	15 - B	1753627	4 - 4
1161166	3 - 35	1638716	13 - 30		15 - 4	1753628	4 - 15
1166115	15 - 17	1638717	14 - 22	1655392	15 - B		5 - 6B
1175107	1 - 7	1638718	8 - 6		15 - 5	1753629	4 - 2
1176668	6 - 11	1638725	10 - 43	1655401	15 - F	1753631	5 - 21
1186026	4 - 8	1638727	8 - 9	1655402	15 - E	1753632	5 - 20
1204263	11 - 10	1638735	12 - 11	1655404	15 - B	1753637	5 - 6
1204274	11 - 31	1638740	12 - 10		15 - 6	1753638	5 - 40
1204527	14 - 37	1638743	10 - 36	1655418	15 - F	1753639	5 - 41
1204528	14 - 63	1638752	8 - 8		15 - 7	1753641	5 - 10
1205314	11 - 11	1638758	10 - 27	1655421	15 - 20	1753643	1 - 19
1205315	11 - 27	1638763	10 - 54	1655423	15 - C		5 - REF
1205562	11 - 29	1638764	10 - 56	1655424	15 - D	1753648	5 - 39
1206438	11 - 9	1638766	10 - 4	1655425	15 - A	1753649	5 - 3
1206439	11 - 8	1638767	1 - 18	1655426	15 - C	1753950	5 - 1
1206447	3 - 27		8 - REF	1655427	15 - D	1753951	4 - 21
1206477	2 - 30	1638769	8 - 32	1655428	15 - E	1753952	5 - 37
1207050	7 - 51A		14 - REF	1655429	15 - G	1753953	5 - 5
1229603	15 - 53	1638775	10 - 12	1655430	15 - H	1753954	5 - 6D
1256113	11 - 15	1638778	10 - 34	1655431	15 - G	1753955	5 - 35
1256114	11 - 16	1638782	10 - 32	1655432	15 - H	1753956	5 - 36
1256204	11 - 30		15 - J	1655436	15 - D	1753957	5 - 12
1290623	11 - 35	1638783	14 - 28	1661131	15 - 19A	1753958	5 - 11
1452552	15 - 18	1638786	12 - 9	1715256	15 - 25	1753959	5 - 19
1471018	15 - 19	1638787	13 - 36	1715333	2 - 18A	1753961	5 - 26
1582715	3 - 15	1638788	13 - 38	1715335	3 - 38	1754025	1 - 22

PART NO.	LIST AND INDEX NO.	PART NO.	LIST AND INDEX NO.	PART NO.	LIST AND INDEX NO.	PART NO.	LIST AND INDEX NO.
1754027	1 - 15A	2731846	15 - 40	5685244	3 - 37	7362338-CONT	7 - 36
1754041	3 - 46	2732736	3 - 27B	5685247	3 - 56	7362385	3 - 48
1754042	3 - 46	2767775	2 - 34	5761882	7 - 1		7 - 3
1754048	4 - 18	2767776	2 - 35	5790504	6 - 17		7 - 38
1754093	1 - 27	2767777	2 - 8	5800634	15 - 49	7363638	1 - 8
1754286	3 - 46A	2767778	2 - 10	5800700	15 - 49A	7363640	1 - 6
1754288	1 - 25	2767779	2 - 28	5863340	14 - 32	7363644	2 - 31
1754291	1 - 26	2767780	2 - 29	5863341	14 - 30	7363654	2 - 33
1754292	1 - 26	4119808	6 - 9	5863342	14 - 31	7363688	2 - 11
1754293	1 - 26	4119837	6 - 9	5863347	14 - 32	7363689	2 - 14
1754294	1 - 26	4119838	6 - 9	5895649	1 - 5	7363725	2 - 4
1754295	1 - 26	4120570	6 - 21	5952972	8 - 28	7363726	2 - 5
1754296	1 - 26	4120668	6 - 24B	5996127	1 - 5	7363729	2 - 6
1754297	1 - 26	4120820	7 - 9	5999852	15 - 49B	7363730	2 - 7
1754298	1 - 26	4120822	7 - 9	6003219	8 - 28	8112300	1 - 3
1786309	1 - REF	4406504	15 - A	6812822	3 - 56	8112301	1 - 1
1809757	6 - 4	4406505	15 - B	6812824	3 - 56	8112302	1 - 1
1809784	15 - 29	4406506	15 - C	6812826	3 - 56	8168499	15 - 50
1812491	15 - 30	4406507	15 - D	6812828	3 - 59	8281116	2 - 2
1812492	15 - 31		15 - D	6812830	3 - 59	8281117	2 - 2A
1843262	15 - J	4406517	15 - 22	6812831	3 - 18	8326800	3 - 37
1843263	15 - J	4406522	15 - A		3 - 59	8326801	3 - 37
1843264	15 - J	4406525	15 - D	6812832	3 - 59	8326802	3 - 37
1843333	15 - J	4406526	15 - A	6814300	15 - 55	8326819	10 - 23
1843342	15 - J	4406527	15 - C	6825818	3 - 18		11 - REF
1843566	15 - J	4406528	15 - D		3 - 59	8326823	14 - 28
1847525	15 - 32		15 - D	6825828	3 - 18	8326824	14 - 22
1847526	15 - 33	4406531	15 - D	6825830	3 - 18	8326825	10 - 33
1853045	15 - J	4406534	15 - H	6825832	3 - 18	8326826	10 - 15
1853165	15 - J	4406535	15 - C	6825864	3 - 56	8326828	13 - 45
1853167	15 - J	4406536	15 - D	6837398	10 - 58		13A- 38
1859384	15 - 24	4406541	15 - 41	6837879	10 - 41	8326834	10 - 27
1859560	3 - 60	4406571	15 - D	6839020	10 - 14	8326838	8 - 28
1861177	13 - 23	4408850	15 - F	6839736	12 - 8	8326839	8 - 28
1861895	5 - 25A	4408851	15 - E	6840520	8 - 30	8496227	3 - 60
1861897	5 - 25	4409568	15 - 8		14 - 9	8496377	15 - F
1975238	15 - 34	4409569	15 - B		14 - 23	8496378	15 - H
2114526	15 - 11A	4409574	15 - 42		14 - 44	8496379	2 - 1
2181005	13 - 27	4410088	1 - 18		14 - 46	8496382	3 - 7
2181011	13 - 27		8 - REF	6840582	11 - 13	8496383	3 - 7
2181071	12 - 2	4410089	8 - 25	6840594	9 - 11	8496384	3 - 7
2451197	2 - 2		10 - REF	6840831	11 - 6	8496385	3 - 7
2454975	15 - 35	4410090	8 - 32	6841515	8 - 3	8496386	3 - 7
2455733	3 - 39		14 - REF	6841517	13A- 21	8496387	3 - 7
2502307	15 - 36	4410769	11 - 5G	6841518	13A- 29	8496388	3 - 7
2526734	12 - 18	4410796	14 - 39A	6841519	13A- 37	8496391	15 - B
2526750	1 - 37	4412721	1 - 17	6841521	13A- 41	8496392	15 - 8
2526782	1 - 38		14 - 33A	6841528	13A- 23	8496393	15 - C
2526783	1 - 41	4508354	1 - 22	6841935	8 - 4	8496394	15 - C
2547850	4 - 17	4511278	7 - 12		10 - 2	8496395	15 - D
2549782	6 - 10	4865093	15 - 43		10 - 24	8544252	3 - 40
	7 - 50	5130489	14 - 61		10 - 55	8544255	1 - 6
2565189	15 - 26	5143021	6 - 17		10 - 61	8544257	6 - 8B
2588872	4 - 48		6 - 21		11 - 5B	8544258	6 - 8
	4 - 54	5194896	1 - 5		11 - 5L	8544259	6 - 2
2594621	4 - 24B	5194897	1 - 5	6841936	8 - 10	8544267	1 - 35
2632773	3 - 27C	5213736	15 - 23	6841937	8 - 26		2 - REF
2637680	15 - 37	5240500	2 - 35A	6841938	10 - 5	8544268	2 - 16
2637682	15 - 38		3 - 1	6841939	8 - 22	8544271	3 - 11
2637689	15 - 54	5252642	3 - 41		10 - 3	8544273	3 - 8
2706647	14 - 53	5252662	14 - 59		10 - 16	8544274	3 - 8
2706648	14 - 42	5252736	15 - 56		10 - 27A	8544275	3 - 8
2706649	14 - 52	5261296	14 - 54		10 - 40	8544276	3 - 8
2721699	3 - 21	5261899	14 - 51	6841958	14 - 41	8544277	3 - 8
2721946	1 - 14	5261946	7 - 39	6843322	14 - 30		3 - 8
2722206	6 - 7A	5303145	7 - 51B	6843324	14 - 31	8544278	3 - 8
2722215	4 - 9	5312429	15 - 44	6844641	10 - 48	8544279	3 - 26
2722468	5 - 8	5313850	3 - 41	6845053	10 - 52A	8544280	3 - 25C
2722469	5 - 7	5319854	14 - 56		13A- REF	8544281	3 - 13
2722470	5 - 31	5350012	4 - 70	6845074	8 - 25	8544286	1 - 34
2728872	14 - 14	5352963	15 - 45		10 - REF	8544287	1 - 34
2731011	3 - 27A	5365141	6 - 18	6846305	8 - 25	8544288	3 - 27D
2731384	15 - 39	5412642	15 - 46		10 - REF	8544290	3 - 27F
2731389	15 - 40A	5412817	15 - 47	6846938	1 - 18	8544291	15 - 51
2731406	15 - 37A	5420242	15 - 48		8 - REF	8544292	3 - 9
2731835	15 - 37B	5552863	2 - 39	6846939	1 - 18	8544293	3 - 27E
2731837	15 - 37C	5615354	7 - 16		8 - REF	8544296	3 - 16
2731841	15 - 37D	5685241	3 - 60	7362338	6 - 24	8544302	2 - 1A

PART NO.	LIST AND INDEX NO.	PART NO.	LIST AND INDEX NO.	PART NO.	LIST AND INDEX NO.	PART NO.	LIST AND INDEX NO.
8544303	2 - 3	8544412	6 - 25				
8544304	3 - 14	8544413	6 - 23				
8544305	2 - 40	8544414	6 - 26				
8544306	2 - 19	8544416	6 - 23				
8544307	2 - 13	8544417	6 - 8A				
8544309	3 - 12	8544418	7 - 2				
8544310	3 - 24B	8544419	7 - 2				
8544313	7 - 11	8544421	1 - 36				
8544314	6 - 3		3 - REF				
8544317	3 - 10A	8544422	15 - 52				
8544321	7 - 51C	8544423	15 - 52A				
8544322	7 - 51E	8544424	7 - 29				
8544323	3 - 53		15 - K				
8544324	7 - 51	8544425	2 - 21				
8544326	6 - 18	8544427	3 - 10B				
8544327	6 - 22	8544428	3 - 53				
8544332	6 - 9	8544429	3 - 53				
8544333	6 - 9	8544430	3 - 53				
8544334	6 - 9	8544432	1 - 23				
8544335	6 - 9	8544433	1 - 24				
8544336	7 - 53	8544434	1 - 24				
8544337	6 - 8B	8544435	1 - 24				
8544339	3 - 2A	8544436	1 - 24				
8544340	7 - 57	8544437	1 - 24				
8544341	7 - 26	8544438	1 - 24				
8544342	7 - 4	8544439	1 - 24				
8544343	3 - 36	8544441	3 - 19				
8544344	6 - 7	8544442	3 - 64				
8544345	7 - 12	8544443	3 - 12A				
8544346	7 - 17	8544445	3 - 29				
8544350	7 - 47		3 - 60B				
8544351	15 - K	8544448	3 - 63				
8544352	15 - K		6 - REF				
8544353	6 - 2	8544450	8 - 28				
8544354	7 - 21	8544451	8 - 28				
8544355	7 - 29	8544452	3 - 55				
	15 - K	8544453	3 - 55				
8544356	15 - K	8544454	3 - 55				
8544357	3 - 25	8544455	3 - 55				
	7 - 56	8544456	3 - 55				
8544358	15 - K	8544457	3 - 18				
8544359	15 - K		3 - 59				
8544363	3 - 34	8544458	3 - 60				
8544364	3 - 34	8544459	3 - 60				
8544365	3 - 34	8544460	3 - 60				
8544366	3 - 34	8544461	3 - 60				
8544382	3 - 24	8544462	3 - 60				
	15 - K	8544478	1 - 24				
8544383	3 - 10	8544479	1 - 24				
	15 - K	8544480	1 - 24				
8544384	3 - 47	8544481	1 - 24				
8544391	6 - 28	8544482	3 - 18				
	7 - REF		3 - 59				
8544392	6 - 28	8544483	8 - 28				
	7 - REF	8544484	3 - 55				
8544393	6 - 28	8544545	3 - 60A				
	7 - REF	8544831	7 - 1A				
8544394	3 - 52	8548576	7 - 35				
	6 - 28	8549221	3 - 33				
	7 - REF	8551903	3 - 18				
8544395	7 - 18		3 - 59				
8544396	7 - 11	8551904	3 - 37				
8544397	7 - 37	8551907	3 - 56				
8544398	3 - 63	8636830	10 - 14				
	6 - REF						
8544400	3 - 63						
	6 - REF						
8544401	3 - 63						
	6 - REF						
8544402	3 - 63						
	6 - REF						
8544403	3 - 63						
	6 - REF						
8544404	3 - 63						
	6 - REF						
8544405	6 - 8						
8544408	7 - 48						
8544411	6 - 23						

3287

3287

Fold

Cut

S131-0067-1

3287 Printer Models 1 and 2 (PC) Serial Numbers 30,000 and Above. Printed in U.S.A. S131-0067-1

