


**AUTOMATED  
DISPLAYS**





**Save it for parades. Now Ampex magnetic tape is faster, more accurate and costs less.**

And it's more efficient. One small Ampex CDR-1 tape cartridge stores as much data as 7000 feet of paper. And can be erased and used again. Paper tape systems are slow. The CDR-1—an incremental digital recorder—records 2400 bits of information per second. Plays back up to 3840 bits per second. Paper tape systems need operators. The CDR-1 is automatic. Paper tape systems make mistakes. With the CDR-1 mistakes are less than 1 in 10,000,000. And mistakes are spotted—the CDR-1 automatically verifies every




bit of data it records. In short: Ampex has made all the benefits of magnetic tape available to manufacturers of systems incorporating other input/output devices. The CDR-1 is comparably priced, incomparably better. And available now for evaluation by manufacturers of systems designed for communications, factory data acquisition, data logging, machine tool control, computer input/output devices, and many other applications. For full details on the CDR-1, write Ampex Corporation, Redwood City, California.

# \$28,500

## NEW DDP-116 COMPUTER 16-BIT WORD / 1.7 $\mu$ SECS CYCLE / 4096 MEMORY


Standard features: Keyboard and paper tape I/O unit, comprehensive instruction repertoire, powerful I/O bus structure, multi-level indirect addressing, indexing, priority interrupt, extensive software package, diagnostic routines. Add time is 3.4  $\mu$ secs. Options include high-speed arithmetic options, memory expansion to 32,768, direct memory interrupt, real time clock, full line of peripherals.

NOW WITH 14 DIRECT MEMORY I/O



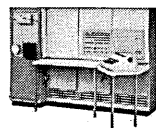
3C DISTRICT SALES OFFICES: NEEDHAM, MASS.; SYRACUSE, N.Y.; COM-MACK, E.I., N.Y.; LEVITTOWN, PA.; CLEVELAND, OHIO; SILVER SPRING, MD.; DES PLAINES, ILL.; ORLANDO, FLA.; ALBUQUERQUE, N.M.; PALO ALTO, CALIF.; LOS ANGELES, CALIF.; HOUSTON, TEX.; HUNTSVILLE, ALA.

**COMPUTER CONTROL COMPANY, INC.**  
OLD CONNECTICUT PATH, FRAMINGHAM, MASS. • 2217 PURDUE AVE., LOS ANGELES 64, CALIF.




DDP-224/\$96,000

24-bit word, 1.9  $\mu$ secs, 4096 word memory, 260,000 computations per second.




DDP-24/\$79,000

24-bit word, 5  $\mu$ secs, 4096 word memory, 100,000 computations per second.



DDP-24A/\$69,000

Same mainframe features as DDP-24 with modified I/O package.



DDP-24VM/\$87,000

Functionally identical to the DDP-24. Rugged, compact, van mounted.




DDP-24P/Quotes on Request

Ultra compact modular configuration for submarine installation.

# WHICH PAGE PRINTER DO YOU NEED?


With several new and different lines of Teletype send-receive and receive-only sets, how do you decide which is best for you? While they may seem alike at first glance, there are actually many differences.



4-row keyboard

is, to avoid the need to shift in order to type numbers and common punctuation marks. Besides saving strokes and cutting down on errors, the 4-row keyboard is familiar to any typist.

Now, for the not so obvious differences. The Model 32 page printer operates on the 5-level, 7.50 unit code, but the Models 33 and 35 handle an 8-level, 11-unit message and data code which conforms to the newly approved American Standard Code for information interchange. Both the 32 and 33 units are available with a friction feed platen. The Model 35 can have either a friction or sprocket feed platen, the latter for use with multiple-copy business forms.



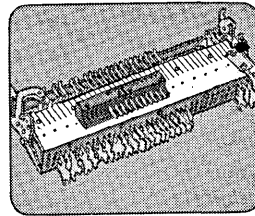
5- and 8-level tape

The Model 35 has the exclusive "stunt box" that can perform a wide variety of switching duties including "editing" incoming messages, as well as turning on and turning off unattended Teletype equipment. The Models 32 and 33 are equipped with a simplified "stunt box."

*What do these Teletype machines have in common?* Many things. They operate at 100 wpm; have pneumatic shock absorbers for smooth, quiet carriage return; all-steel clutches that engage at high, positive pressures to insure slip-free operation; and quieter nylon gears and pulleys that last longer and cut maintenance to a minimum.

*What about optional features?* The Model 35 offers many modification kits to serve individual needs. Included

are vertical tab, horizontal tab, page feed-out, and a variety of different width platens for printing on business forms.




stunt box

are vertical tab, horizontal tab, page feed-out, and a variety of different width platens for printing on business forms.

*Now, which machine should you use?* Though your specific needs have to be taken into consideration, the following will serve as a guide: Where the traffic ranges from normal to light, Models 32 and 33 are the most economical. The Model 35 is designed for handling a much larger volume of messages and data, as well as offering increased versatility for on-line and off-line communications.

*What are some typical applications?* This Teletype equipment is used to handle a variety of business needs, such as to link sales offices with customers, production plants with company headquarters, warehouses with distribution outlets, purchasing with outside suppliers.



multiple-copy forms

All business forms can be typed on this equipment, such as invoices, payroll checks, personnel records, sales orders, freight bills, tracers, and reservations. In addition, they can be used to gather information for sales reports, expense figures, production schedules, and account facts.



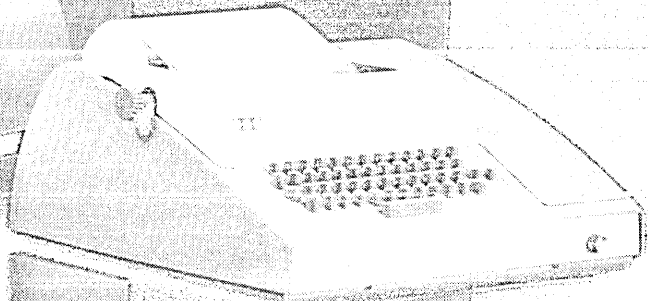

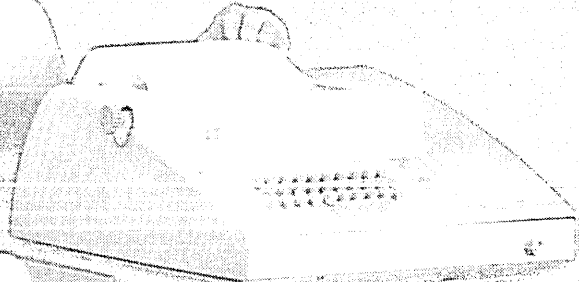

This kind of equipment is made for our Bell System, and others who require the utmost reliability at the lowest possible cost.

To obtain a new and informative brochure on the uses of the Model 32, 33, and 35 equipment, write: Teletype Corporation, Dept. 81A, 5555 Touhy Avenue, Skokie, Illinois 60078.



CIRCLE 5 ON READER CARD







© Computron Inc. 1965

The Trojans were ahead, by virtue of the points Paris had scored with Helen on a completed pass early in the game. But now the Athenians, sparked by their all-star backfield of Ajax, Achilles, Diomedes and Odysseus, had come storming back. The Trojans had their backs to the wall, and to make it worse Hector, Troilus and the rest of the defensive platoon were hobbled with injuries.

On third and goal, Odysseus sent Ajax and Achilles into the right side of the line behind the mobile computer\* and it looked to be all over. But Zeus (who doubled as referee and chief mischief-maker) blew the whistle on the play. "The horses were off-side," he said, and the score was called back.

The clock showed time for one more play.

Achilles limped back into the huddle, nursing a bruised heel. "What now?" he grumbled.

"The one we've been practicing all week," Odysseus snapped. "X-97!"

"That old Wooden Horse chestnut? They'll never fall for it..."

But you know the rest. The Trojans fell for old X-97 anyway. Which explains why, ever since, they've never trusted a gift bearing Greeks.

Ah. But even the most skeptical Trojan would trust Computape. And why not? Here is a heavy-duty magnetic tape so carefully made that it delivers 556, or 800, or (if you want) 1,000 bits per inch — with no dropout.

Now — if Computape can write that kind of computer tape history — shouldn't you be using it?

\*The Greeks not only had computer tape — they had a word for it: *kom-putron* — meaning, "works like a Trojan".



**COMPUTRON INC.**

MEMBER OF THE **DASP** GROUP  
122 CALVARY STREET, WALTHAM, MASSACHUSETTS

COMPUTAPE — product of the first company to manufacture magnetic tape for computers and instrumentation, exclusively,

CIRCLE 6 ON READER CARD

# DATAMATION 65<sup>®</sup>


january  
1965

volume 11 number 1


- 24 HISTORY OF AUTOMATED DISPLAYS, by Dr. Ruth M. Davis. *A noted automated display expert traces the short, spasmodic and serendipitous development of automated displays . . . from Babbage to SAGE.*
- 29 ON-LINE PROGRAMMING, by Albert V. Shortell, Jr. *A "venerable" computer (Whirlwind I) teams up with new equipment and newer techniques to provide a remedy for an old headache: programming.*
- 31 THE ICONORAMA SYSTEM, by George W. N. Schmidt. *A description of the display system for NORAD . . . and some of the problems which had to be overcome in implementing it.*
- 35 GRAPHIC DATA PROCESSING, by Irv Abzug. *A 360 subsystem combines display, light pen, film recorder/scanner and software for on-line graphic information processing.*
- 39 DEAR MR. PRESIDENT, by Louis Fein. *A computer specialist examines some of the assumptions underlying two views of the effects of automation, and suggests the need for more information before either is translated into action.*
- 42 THE LARGE SCIENTIFIC JOB SHOP, by L. I. Press. *The continually growing backlog of work of computer installations indicates a growing mismatch between today's capabilities and tomorrow's needs. The author offers guidelines for systems designed to meet those needs in the face of suddenly relaxed hardware constraints.*
- 51 ADAMS' COMPUTER CHARACTERISTICS, by David E. Weisberg. *A new format is presented in this latest updating of the Adams' Charts, which spells out the significant specs of the Philco 213, CDC 3600, EAI 8400, and the 360/20.*
- 52 PIECEWORK PROGRAMMING, by William Rolph. *A young and thriving business programming house prices by the instruction, offers incentive pay to employees . . . looks ahead to ready-made programming packages.*
- 55 DIGI-COMP USER REPORT, by Karen Ann Schneider. *A high school freshman gets increased status, some insights into the world of tomorrow, from a toy plastic computer.*
- 57 THE VIDEOFILE SYSTEM. *New information retrieval system uses magnetic video tape for storing documents.*
- 58 THE WELL-DRESSED PROGRAMMER, by F. G. Stahl. *A graphic fashion guide for the man of the nanosecond.*

- 10 Datamation Calendar  
12 Letters to the Editor  
17 Datamation in Business & Science  
21 Datamation Washington Report  
23 The Editor's Readout  
61 Datamation World Report  
65 News Briefs in Datamation  
72 People in Datamation  
78 New Literature in Datamation  
82 Advertisers' Index  
83 New Literature in Datamation  
90 Poem: In Praise of Computers  
96 Datamation Feature Index

automatic  
information  
processing  
for business  
industry & science







*Honorable Proverb at Home in Computer Age:*

**"YOU NEVER MISS THE WATER  
TILL THE WELL RUNS DRY"**


In cases where computer rooms have suffered data loss from fire or heat (and tapes are vulnerable to anything over 150°) one of the major problems has been to reconstruct the data once they have been destroyed, since it's not common practice to make duplicate tapes of all data.

Another phase of the problem is that often it's not known exactly what is missing until it's needed, usually a very inconvenient time to make this discovery.

The way to avoid the problem and all its involvements is to keep tapes in a Diebold Data Safe. Specifically engineered for magnetic tape protection, the Diebold Data Safe maintains internal temperatures of less than 150° under the most intense heat conditions imaginable. You can place it right in your computer room, so reel accessibility isn't sacrificed in any way.

Use coupon below to get detailed information . . . without obligation, of course.

**ALSO HONORABLE COMPUTER ROOM PROVERB:  
BETTER DIEBOLD SAFE THAN SORRY**



**DIEBOLD  
SAFE**



**DIEBOLD, INCORPORATED**  
CANTON, OHIO 44701

Dept. O-208

Please send complete information on the DIEBOLD Data Safe.

NAME \_\_\_\_\_

FIRM \_\_\_\_\_

ADDRESS \_\_\_\_\_

CITY \_\_\_\_\_ STATE \_\_\_\_\_ ZIP \_\_\_\_\_

D10-2750-1A

CIRCLE 7 ON READER CARD

# DATAMATION®

january  
1965

volume 11 number 1

President  
Publisher

**FRANK D. THOMPSON**  
**GARDNER F. LANDON**

Editor  
Managing Editor & Art Director  
Assistant Editor  
European Editor

**ROBERT B. FOREST**  
**CLEVE MARIE BOUTELL**  
**EDWARD YASAKI**  
**DON B. PRELL**

F. D. Thompson Publications, Inc.  
27 Baker St. London W.1., England

Washington Reporter  
Editorial Advisers

**JAMES McCROHAN**  
**DANIEL D. McCRACKEN**

Technical Consultant  
Production Manager  
Circulation Mgr.

**LOWELL AMDAHL**  
**ROBERT L. PATRICK**  
**MARILEE PITMAN**  
**ALGENE TRAINA**

Eastern District Managers

**FELIX CHARNEY**  
**JAMES M. MORRIS**

141 E. 44th St., New York N.Y. 10017  
[212] MURRAY HILL 7-5180

New England District Manager

**WARREN A. TIBBETTS**

112 West Haven Rd.,  
Manchester, N.H., [603] NATIONAL 5-9498

Midwest District Manager

**JOHN BRENNAN**

205 West Wacker Drive, Chicago, Ill. 60606  
[312] FINANCIAL 6-1026

Western District Manager

**HAMILTON S. STYRON**

& Vice President 1830 W. Olympic Blvd., Los Angeles, Cal., 90006  
[213] 385-0474

## EDITORIAL OFFICES

1830 WEST OLYMPIC BLVD.  
LOS ANGELES, CALIF. 90006



Circulation audited by Member, National  
Business Publications Audit Business Publications



Microfilm copies of **DATAMATION** may be obtained from University Microfilms, Inc., 313 No. First St., Ann Arbor, Michigan. **DATAMATION** is published monthly on or about the tenth day of every month by F. D. Thompson Publications, Inc., Frank D. Thompson, President, Executive, Circulation and Advertising offices, 141 East 44th Street, New York, New York 10017 (Murray Hill 7-5180). Editorial offices, 1830 W. Olympic Blvd., Los Angeles, California 90006. Published at Chicago, Ill. **DATAMATION** is circulated without charge by name and title to individuals who qualify by our standards and are employed by manufacturers or users of automatic information-handling equipment in all branches of business, industry, government and the military. Available to others by subscription at the rate of \$15.00 annually; single issues (when available) \$1.50. Foreign subscriptions are on a paid basis only at a rate of \$25.00 annually. No subscription agency is authorized by us to solicit or take orders for subscriptions. Controlled circulation paid at Columbus, O. Form 3579 to be sent to F. D. Thompson Publications, Inc., 205 W. Wacker Dr., Chicago, Ill. 60606. Copyright 1965, F. D. Thompson Publications, Inc. Printed by Beslow Associates, Inc.

THIS ISSUE — 57,034 COPIES

**DATAMATION**

# hard facts about hybrid software



Beckman spent over a year developing standard hybrid software that will solve problems rather than create them. Only from Beckman can you be assured of receiving a standard software package of hybrid programs and subroutines . . . at no extra cost. And because this software is standard, you are saved the time and expense of creating your own customized programs. Typical programs in our hybrid software package:

**HYBRID FORTRAN II** has language extensions necessary for hybrid operation such as data link, analog setup, and operate commands. The compiler is written to compile programs completely compatible with real-time interrupts, accomplished by extensive use of recursive subroutines.

**HYBRID FORTRAN IV** allows more flexibility in program implementation by such designations as complex variables, double-precision real-time variables, and Boolean.

**HYBRID SYMBOL**, a symbolic assembler, includes extended operation definitions for intra-computer data transfer and control; is compatible with HYBRID FORTRAN II systems and has provisions for writing recursive subroutines.

**HYBRID META-SYMBOL** provides a more powerful language, including function and procedure definitions for coding at a higher level with less machine dependence.

**HYBRID EXECUTIVE** automates processing of intermixed programs, compilations, and executions with a minimum of operator intervention.

**HYBRID UTILITY** insures ease of use, reduction of programming time, and automatic operation. Subroutines include: *REQUEST PACKAGE* for a wide choice of monitor and control functions from a typewriter keyboard; *ANACHECK* to perform static-check of analog programs; *Multidimensional Hybrid Function Generation* routines; *Matrix Package* for performing arithmetic problems on matrices; *HELP* program to aid machine-language programmers in loading, debugging, and output of programs; *TIME DELAY* routines; *Maintenance* and *Diagnostic* routines; and many more.

And finally, Beckman hybrid software never becomes obsolete because you continue to receive—free of charge—all future software developments which can be used with your hybrid computer. Standard hybrid software is just another example of Beckman Computer Operations' continuing leadership in the development of integrated computing systems. For proof, compare our software with that claimed by any other manufacturer. For a detailed description of our hybrid software programs write or call us today for our latest brochure 5C539.

**Beckman®**

INSTRUMENTS, INC.

COMPUTER OPERATIONS

RICHMOND, CALIFORNIA • 94804

INTERNATIONAL SUBSIDIARIES: GENEVA, SWITZERLAND; MUNICH, GERMANY; GLENROTHES, SCOTLAND; PARIS, FRANCE; TOKYO, JAPAN; CAPE TOWN, SOUTH AFRICA

CIRCLE 8 ON READER CARD

# RCA announces the world's computer series...

RCA skills that helped blaze our trail into space make it possible. The new RCA Spectra 70 gives you the best management control for your computer dollar—without costly reprogramming. Here's why:

RCA developed the world's largest first-generation computer. RCA started the second generation of computers in 1958 with the 501, first all-transistor computer. Now, a new space-age circuit makes possible the first true third-generation computer series—the RCA Spectra 70.

#### **First true third-generation computer series. Puts you in the 1970's now.**


The reason is the RCA Spectra 70's tiny *monolithic integrated* circuit. RCA space scientists gave it its high performance. One circuit replaces 15 transistors. Or a shoeboxful of tubes! The two larger computers of the RCA Spectra 70 series may have up to 8,000 circuits. Each is many circuit elements

that give the pulses a shorter distance to go. *That means higher computer speed.* And RCA takes fewer steps to tie them into one circuit. *That means lower computer cost.* So the RCA Spectra 70 computer series gives you the best management control for your computer dollar. 1970 performance now. Another 1970 standard is the etched backplane wiring. So simple it makes bulky hand wiring obsolete. So precise its design is computer-controlled. The RCA way, we use a computer to make a computer.

#### **Dollar for dollar, gives you superior computer performance.**

Spell it s-p-e-e-d. The RCA Spectra 70 computes *and* remembers faster. Can

finish a cycle in 300 nanoseconds. (*Billionths* of a second.) You'll find a faster interrupt, too. A special register lets you interrupt this computer's chores. Then returns it to its job, in no time at all. The RCA Spectra 70 has four processors and 40 peripheral units to meet the broadest range of your needs. And it grows with them. There is a special RCA reason why. A *standard interface*. Every unit connects with its Spectra 70 in the same way. In short, you get *tailored data processing*. Now and for the future. Behind it all is the tiny circuit. It raises speed. Lowers cost. Permits the RCA Spectra 70 to run cooler. Takes less space and power. And gives you greater reliability, easier maintenance.



**DATAMATION**



# first true third-generation the RCA Spectra 70!

## Talks to other computers without costly reprogramming.

That means *savings*. Because the RCA Spectra 70 speaks most computers' languages, it protects your program investment. You save on "software." Extend computer flexibility. With its new eight-bit-plus-parity language configuration, it meets latest industry standards. It trades instructions with the latest series announced. Saves your investment in other computers' output. RCA's own software makes the RCA Spectra 70's hardware work its *hardest*. Tailors performance to your needs. Extends range to its broadest limits. And no language barrier within the family. Its advanced communica-

tions, terminal devices and other units see to that. There's one language it doesn't speak. Words like *costly reprogramming, retraining, reinvestment*. With the RCA Spectra 70, you can largely forget them.

## Build a total management information system at lowest possible cost.

The RCA Spectra 70 has the total capability to meet your needs now *and* as you grow. The RCA Spectra 70's language capability lets you match its system to your current system. Lets you talk freely as you build, one RCA Spectra 70 unit to another. All the way, you get the best management control for your computer dollar.

*And all this without costly reprogramming!*

Developed by RCA, a world leader in electronics, the RCA Spectra 70 is a total management information system. It can be analyst, planner, forecaster, designer, scheduler, controller, order processor, customers' man. It can keep you informed, free you to make the key decisions.

Let your RCA Spectra 70 representative show you how you can put this years-ahead system—these proven skills—to work for you.




The Most Trusted Name in Electronics

Tmk(s)®

# NEW RCA SPECTRA 70

CIRCLE 9 ON READER CARD

January 1965



see for yourself!

**ELECTRONIC INTERFACES DESIGNED AND BUILT BY BRYANT OPTIMIZE DRUM SYSTEM PERFORMANCE**—even when the customer has had little or no experience in magnetic recording technology! Complete systems—either custom-designed or built up from versatile standard designs—can be produced to meet a customer's interface specifications of data rate, capacity, control signals and mode of operation. □ Complex serial and parallel systems have been built containing address decoding, counters, shift registers, parity generation and checking, and logic level and error alarms. Drums now operating in customer installations utilize up to 50-bit parallel recording, precession loops, real-time delays, and read/write loop registers capable of giving access times down to 1.67 milliseconds. □ All systems are designed around Bryant's *complete line* of Series 8000 Electronic Circuit Modules. These circuits provide all required read, write, clocking, head switching, logic and power control functions. □ *See for yourself!* Write our Information Services Department for Auto-Lift Drum Brochure number BCPB-102-4-64-R2 and data sheets on Read Amplifier 8005, Write Amplifier 8010, Single Head Select 8020, Multi-Head Select 8025, Nand Circuit 8050, Gate Driver 8060, and Read Mode Switch 8090.



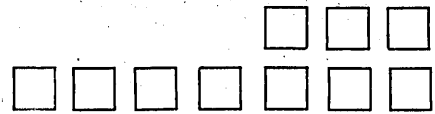
**COMPUTER PRODUCTS**

850 LADD ROAD • WALLED LAKE, MICHIGAN

A Division of Ex-Cell-O Corporation

64-BMD-2-9

# DATA MATION calendar



- The Univ. of Miami's School of Engineering has scheduled two workshops: Project Management with CPM and PERT, Feb. 22-26, and Methods of Operations Research, April 12-16.
- The fifth annual short course and symposium "Computers and Computer Application in Mining and Exploration" will be held March 15-19 at the Univ. of Arizona.
- A conference on "Applications of EDP for State and Local Government" will be held March 29-31 at the Univ. of Georgia, Athens, Ga. Co-sponsoring the conference with the University will be SDC.
- The Sixth Scandinavian DP Congress, AUTOMATION V65, will be held in Stockholm, Sweden, April 5-9. Included will be a computer exhibition.
- Los Angeles will be the site for the IEEE computer group conference on impact of batch-fabrication on future computers, March 2-4, 1965.
- The national automation conference will be held in San Francisco on March 8-10, 1965. For further information contact the American Bankers Assn. in New York.
- The fifth annual one-day technical symposium of the Washington chapter, ACM, will be conducted at the Marriott Motor Hotel in Washington, D.C., on April 15, 1965.
- The University of Alabama, Birmingham, will host the 10th annual dp conference, April 20 and 21, 1965. The conference is sponsored annually by the certified public accountants, National Accountants Assn., DPMA, Univ. of Alabama, and Auburn Univ.
- The Mathematics Research Center, U.S. Army, of the Univ. of Wisconsin Madison, will sponsor a symposium on error in digital computation, April 26-28, 1965. The program will consist of invited addresses by leading research mathematicians from the U.S. and Europe, and will be concerned with theory and technique of error estimation and control in the numerical solution of mathematical problems of current importance.

# He has all our machines talking a common language



Before our Dura® Converter made the scene, our different data processing equipment had a communications block.

Now tab cards talk to tape. Tape back to cards. Tape to tape, too. And our Dura Converter does it faster—up to 20 characters per second.

To change code configurations takes me only seconds. I simply insert a pre-programmed plugboard.

Plugboards and wiring templates match 80 column cards and all known 5, 6, 7 and 8 channel tape codes including the new A.S.A. code.

To make your machines talk a common language, call your Dura representative or write: Dept. D12-15, Dura Business Machines, 32200 Stephenson Highway, Madison Heights, Michigan 48071.



**SPEED • SIMPLICITY • VERSATILITY**

# DURA

**BUSINESS MACHINES**

Division of **DC** *dura corporation*

\*Trademark Dura Corporation




# Quick as a think!


The faster your automation thinks, the more you need the right Acme system to keep ahead of input or output.




Instant control over computer programming via Acme Visible Control Panels.



Instant access to 2,000 eight-channel punch tapes via desk-side Acme Rotary.



Instant access to 2,400 customer cards via Acme Super-Visible.



Instant access to 2½ tons of computer reels in 30% less space via each Acme Rotary

Acme systems handle punch cards, punch tapes, computer reels, etc. They fit pygmies or giants of automation. And every Acme System pays for itself fast, because your machines work full time—not part time. For automation or any paper flow problem, let your Acme systems man solve it. Send the coupon.

**ACME VISIBLE**

Acme Visible Records, Inc.  
7501 West Allview Drive, Crozet, Virginia  
Please have your nearest Acme representative call to discuss our paper flow problem

NAME \_\_\_\_\_


POSITION \_\_\_\_\_

COMPANY \_\_\_\_\_

CITY \_\_\_\_\_ ZONE \_\_\_\_\_ STATE \_\_\_\_\_

CIRCLE 12 ON READER CARD

# letters



## more time-sharing

Sir:

"Introduction to Time-Sharing" by Glaser and Corbato (Nov., p. 24) is a generally good introduction to the philosophy of time-sharing. Two points were made, however, that seem questionable. First, in considering the case of the system being dormant with respect to the user, it is said: "... the system is constantly looking for some form of input from the user's console." This seems very wasteful from the system's point of view. Shouldn't the approach be just the reverse? That is, shouldn't the system do nothing for the user until the user's console sends a unique code to the system, which then automatically activates the user's program and memory?

A second statement: "Efficient hardware utilization is no longer the prime measure of effectiveness. The service given to each user is the criterion that must be paramount." This statement looks at the system only from the user's point of view. What about the seller of time? Since the cost of such a system will be astronomical, the system's owner must maximize the efficiency of the system; otherwise he will not survive. If, as you say, "... most computers of the future will be time-shared," then certainly the owners must make a profit; otherwise service bureaus and dp equipment renters might as well go out of business when time-sharing systems become common.

HARRY KERASTAS  
*Farrington Manufacturing Company  
Springfield, Virginia*

The authors' reply: "In a brief article covering such a broad area as time-shared computers, it is inevitable that there are misunderstandings. With regard to the first point, the phrase 'the system is constantly looking for some form of input' refers to the way that the user feels the system behaves. In fact, a well-designed system, by using either interrupt or polling logic, should look for messages terminated by one or more program-set 'break' characters; the input process thus requires an insignificant amount of attention since most of the time the processor is able to do other useful work.

"As to the second point, it should be obvious that service bureaus need only supply services for which there are customers willing to pay a fair price. Thus any astronomical costs (a presumption we

do not agree with) will only imply corresponding astronomical profits for the enterprising service bureau!"

## we goofed

Sir:

There seems to have been a gremlin at work in the November issue. In the panel discussion about time-sharing (p. 38), of which I was chairman, there was an edited transcript of a session at the 19th National Conference of the Association for Computing Machinery held in Philadelphia on Aug. 25-27, 1964.

F. J. CORBATO  
*Massachusetts Institute of Technology  
Department of Electrical Engineering  
Cambridge, Massachusetts*

Our sincere apologies to you, other panelists, and the ACM for the oversight.

## new hardware

Sir:

When we reopened our eyes to paragraph three of Editor's Readout (Oct. '64, p. 23) we were dismayed to find that the "magic time of two score years from now" was not quite magic enough to come out 1984.


Dismayed but undaunted, we straightaway initiated planning for STRETCH simulation of a generalized program for collating, tabulating, sorting, merging, translating, indexing... and generating a concordance of the blizzard of sales proposals made to DATAMATION for a dp system capable of solving  $\frac{1984 - 1964}{20}$ .

In the interim, we plan to don our beard and sandals and set about storing up adequate supplies of coffee, games, blackboards, and missed deadlines in preparation for an idyllic life of obsolescence in the hereafter, secure in the knowledge that our niche in History as the world's last working computer programmer is assured.

A. G. LYNN  
*IBM Data Systems Division  
Development Laboratory  
Poughkeepsie, New York*

Thanks for the gentle nudge. As a matter of fact, our dp system shows that  $\frac{1984 - 1964}{20}$

= 1. Now we're working on one that proves that  $\frac{1984 - 1964}{20} = 2$ .



## Think both

Let's say your business is bogged down with paperwork and clerical details—and it's costing you time and money.

Naturally, you think of data processing—of those amazing machines that reduce mountains of information to neat stacks of punched cards or reels of tape.

Good thinking. But hold everything.

Data processing is just *half* of an effective information-handling system. The other half is data *transmission*—moving the information crosstown or cross-country, while it's still timely and useful.

That's where Bell System DATA-PHONE\* service belongs in your thinking. It converts business-machine data into a tone language that can be *telephoned*. Swiftly. Accurately. Economically.

So when you think data processing, think DATA-PHONE service, too. Think both. Then talk with our Communications Consultant. He's thoroughly trained and experienced in the data communications field. Just call our Business Office and ask for his services.

\*Service mark of the Bell System



**Bell System**

American Telephone and Telegraph Co. and Associated Companies



*Him say, "When reliability counts, count on Mylar®."*

There'll be no signaling from your computer (or its operators) if you make certain that all your tapes are on a base of "Mylar"\*. That's because "Mylar" is strong (a tensile strength of 20,000 psi), stable (unaffected by

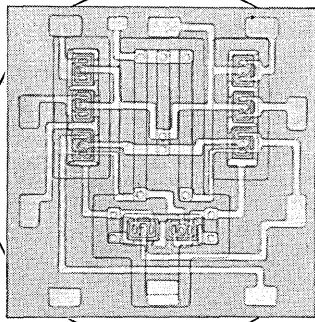
temperature or humidity changes) and durable (no plasticizer to dry out or become brittle with age). No wonder it has been the most used tape base for the past ten years. Remember: When reliability counts, count on "Mylar".

**DU PONT**  
REG. U.S. PAT. OFF.  
 Better Things for Better Living  
 ... through Chemistry

only **DU PONT** makes  
**MYLAR**®  
 POLYESTER FILM


\*Du Pont's registered trademark for its polyester film.






# Build "Years Ahead" Features into Your New Equipment


... Using Low-Cost Motorola MECL\* Integrated Circuits



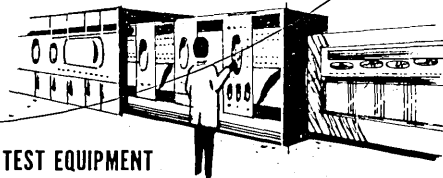
COMMERCIAL COMPUTERS



MANUFACTURING CONTROL SYSTEMS



INSTRUMENTATION



TEST EQUIPMENT

Now it is economically practical to take advantage of the added equipment features you get by designing and building electronic equipment with integrated circuits. A new series of Motorola low-cost high-speed integrated circuits, which cuts seven years out of projected pricing predicted by many industry experts, has spurred immediate wide-spread application of integrated circuits in all types of commercial electronic gear!

The circuit complement, types MC352 through MC361, includes flip-flops, half adders, bias drivers, gate expanders, dual 2-input gates, 3-input gates, and a 50 mc J-K flip-flop... with features such as:

**SPEED** — Low propagation delay (6 nsec) which makes possible a new generation of commercial computers with reduced size as well as increased logic capability per unit volume.

**LOW PRICES** — Circuit costs that are actually below those of many circuits using discrete components and presently manufactured in large quantities.

**PACKAGE CHOICE** — Available in either TO-5 or ceramic flat package, permitting immediate use in printed circuit boards or for new compact packaging which utilizes the small flat package.

Compare These New Low Circuit Prices			
TYPE*	1-24	25-99	100-999
MC352 Flip-Flop	\$4.55	\$4.00	\$3.65
MC353 Half Adder	5.95	5.20	4.75
MC354 Bias Driver	2.45	2.15	1.95
MC355 Gate Expander	2.80	2.45	2.25
MC356 3-Input Gate	3.55	3.15	2.85
MC357 3-Input Gate (no output resistor)	3.55	3.15	2.85
MC358 J-K Flip-Flop	9.50	8.35	7.60
MC359 Dual 2-Input Gate	3.70	3.25	2.95
MC360 Dual 2-Input Gate	3.70	3.25	2.95
MC361 Dual 2-Input Gate	3.70	3.25	2.95

\*Suffix G = TO-5 Package    Suffix F = Flat Package (slightly higher priced)

For usual commercial equipment temperature performance requirements (+10°C to +60°C), the 0 to +75°C ambient temperature rating of this circuit series offers added design freedom.

Increased speed of computers and relief from many interconnection problems are made possible by the large fan-in and fan-out capability (25)... and the unique current mode logic design which provides *simultaneous complementary functions (AND/NAND-OR/NOR) at each gate!*

See your local Motorola semiconductor distributor or your nearest Motorola district office for immediate local delivery on all circuit types. For complete technical details write: Motorola Semiconductor Products Inc., Technical Information Center, Box 955, Phoenix, Arizona 85001.



**MOTOROLA**<sup>®</sup>  
**Semiconductors**


\*Trademark of Motorola, Inc.

235-1

If your application is real-time and you care about availability, reliability and cost...

There is exactly one scientific/engineering digital computer you can buy...

This one:



**Availability:** The SDS 9300 is here. It's running. It's real. It's in production. If you'd like to see one in operation yourself, come out to our plant and run your own problem on the 9300.

**Reliability:** How do you project reliability? Component count? The SDS 9300 has the lowest count of any machine in its class (up to five times less!).

**Cost:** The SDS 9300 costs less to buy and less to operate. You can have a complete 9300 system (8K memory, I/O, four tape stations, high speed printer, card reader and punch) for \$360,000. You'd pay at least 20% more for a less powerful and flexible machine.

Do you have all the facts on the SDS 9300? A brochure awaits your inquiry.

SDS 9300 — \$177,500 with 8,192 words of memory, Control Console, 6-bit Time Multiplexed Communication Channel, and Input/Output Typewriter.

Basic core memory of 4,096 words, expandable to 32,768 words, all directly addressable. One standard and as many optional buffered input/output channels as needed, all of which can operate simultaneously with computation.

Memory cycle time: 1.75  $\mu$ sec

Execution times, including all accesses and indexing:

Fixed Point (24 bits plus a parity bit)

1.75 $\mu$ sec	Add
3.5 $\mu$ sec	Double Precision Add
7.0 $\mu$ sec	Multiply
5.25 $\mu$ sec	Shift (24 positions)

Floating Point (39-bit fraction, 9-bit exponent)

14.0 $\mu$ sec	Add
12.25 $\mu$ sec	Multiply

**SDS**

SCIENTIFIC DATA SYSTEMS 1649 Seventeenth Street, Santa Monica, Calif.

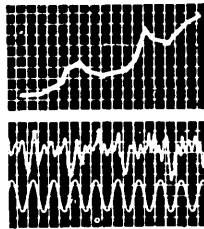
Sales offices in New York, Boston, Washington, Philadelphia, Pittsburgh, Huntsville, Orlando, Chicago, Houston, Albuquerque, San Francisco. Foreign representatives: Instronics, Ltd., Stittsville, Ontario; CECIS, Paris; F. Kanematsu, Tokyo; RACAL, Sydney.

CIRCLE 16 ON READER CARD

# ADVERTISERS' INDEX

ards, Inc. ....	12
c Instruments Subsidiary of	
al Research .....	94
Inc. ....	66
e & Telegraph Co. ....	13
..... Cover 2,	86
n .....	72
Center, URS Corporation .....	89
/Lamcote Division .....	68
nts, Inc. ....	7, 93
.....	83
.....	70
Products, A Division of	
poration .....	10
s, Inc. ....	89
er Products, Inc. ....	54
Company .....	44, 45
pany .....	85, 92, 93
Company, Inc. ....	1
nel Consultants, Inc. ....	88
.....	4
poration .....	91
.....	83
Corporation .....	Cover 3
gazine .....	86, 90
ated .....	6
Corporation .....	20
Nemours & Co. (Inc.) .....	14
achines, Inc. ....	11
.....	88
tes, Inc. ....	38, 74, 75
poration of America .....	Cover 4
.....	18
pany .....	70
nic Data Processing .....	79
.....	98
Division .....	76
Service .....	82
es .....	88
& Space Company .....	77
Co. ....	67
any .....	63
ition .....	22
rp. ....	64
rated .....	15
h Register Company .....	40, 89
Incorporated .....	67
Corporation .....	47
Company, Inc. ....	48, 49
ta Processing .....	8, 9
any .....	76
.....	60
ent Corporation .....	78
stems .....	16
l Company, Inc. ....	84
ister Company .....	50
.....	56
.....	69
uipment Corp. ....	71
ion .....	2, 3
.....	84
s, Inc. ....	59
d Development Corporation .....	90

## DATAMATION



# BUSINESS & SCIENCE

### SPECTRA 70 ANNOUNCEMENT REACTION RANGES 360 DEGREES

Reaction to the Spectra 70 ranged about 360 degrees . . . from "Me Tooism" to "Greatest shot in the arm for the industry yet."

The latter pronouncement came from an old pro who feels that, for the first time in 10 years, we have a standard. He admires RCA for accepting the 360 as a standard, thinks the other manufacturers will have to follow suit. Another agreed: "This makes the 360 the industry de facto standard."

The general reaction was that this was a price, rather than technological, break. "About time," grumbled one user, "computers are overpriced." Several thought the announcement would force IBM to lower prices, though these will probably come in the way of increased speeds at the same price.

The compatibility of the 70 with the 360 raised more questions than it lifted hearts, though several liked the idea a lot. But most want to wait and see just how compatible the two are. Another noted that RCA was achieving compatibility at too low a level. He doubts that there will be much machine-language coding for either the 360 or 70, and notes the significance of RCA's copying only the unprivileged 360 instructions: it means that the operating systems, which use privileged instructions, may be quite different. But for true compatibility, the links between application programs and operating systems must be identical.

Some noted a weakness in the lower end of the line (70/15 and 70/25), with their "rather limited" instruction sets. One user wants to see RCA come out with something below the 45 in power and price as an option to 360/40's he now plans to install. The gap between the 15,25 . . . 45,55 suggests he may get his wish.

In general, the industry is waiting to see if RCA can deliver the software . . . and to see just how well the 70 can gobble up 360 programs.

### GE CRACKS IBM-DOMINATED AEROSPACE INDUSTRY

GE has a foot in the aerospace computer market with an order for a 625 at Northrop Corp., where it will replace a 7090. Eventually, in a move toward time-sharing and multiple vendors, Northrop will install twin 635's, wiping out some 20 processors at various divisions & depts. Thus the order may represent a very fat foot in the door for GE, which has already taken away prestige IBM accounts at Bell Labs and Project MAC.


### ALWAC STORY ENDS ON BITTER NOTE

A belated, sorry postscript to the ALWAC story came out of New York last month, where a Federal judge awarded over \$200K to the Federal Reserve Board as the result of the non-delivery of an ALWAC 800.

Continued on page 19



## Computer player



The disc fits in the economical new FRIDEN 6018 Magnetic Disc File.

It's a random access memory unit designed to work with our low cost FRIDEN 6010 Electronic Computer.

The combination gives you the least expensive, and the only small scale computer system offering the speed and versatility of magnetic random access disc storage.

In milliseconds, it will retrieve data for invoicing, cost accounting, payroll—as many operations as you can store in 122,880 alphanumeric characters.

Total cost of computer and disc file (with discs and programming) comes to under \$30,000.

We offer sales and service throughout the world. Just call your nearest Friden office. Or write to Friden, Inc., San Leandro, California.

**Friden**<sup>\*</sup>  
SINGER COMPANY

\*A TRADEMARK OF FRIDEN, INC., A SUBSIDIARY OF THE SINGER COMPANY

CIRCLE 17 ON READER CARD

**DATAMATION**

“  
...I lik

but

I felt  
more and more  
I was just repeating myself.  
Not really learning much.  
Not being pushed,  
you know?

There was plenty to do.  
I was busy.  
It's just — I don't know —  
it's like that old line  
about a specialist  
being someone  
who knows more and more  
about less and less.  
That was me.  
That was our whole group . . .

Everything was an emergency,  
no one seemed to know  
what was important —  
they were too busy with  
“emergencies.”

*Interested Programmers and Eng  
their resume, in confidence, to M*

151 NEEDHAM ST., I  
NEWTON HIGHLANDS, MASS

Opportunities exist at other Honeywell Divisions. Ser

January 1965



Continued from page 17

Defendant in the suit was the Wegematic Corp., which is the name of the corporate shell after the sale in 1958 of ALWAC Corp. to El-tronics. In Sept. '56, Logistics Research Inc. (later named ALWAC Corp.), signed a contract with the Federal Reserve Board to deliver an ALWAC 800 on or before July 1, '57 for some \$250K. Thinking (negatively) ahead, the FRB included penalty clauses of \$100/day for every day the system was late; and payment of the difference in costs between the 800 and whatever machine the FRB bought in case the 800 never arrived.

In October, '57, ALWAC - after sinking over \$1½-million in the project - gave up. The FRB then acquired a 650 for around \$450,000 . . . and proceeded to instigate legal action. In addition to the two kinds of penalty, the FRB asked for money spent programming the 800. Last month the decision, for \$237,836, was handed down.

P.P.S. - Another 800 order, obtained from the Weather Bureau, also had been cancelled, but settled out of court for \$2500. The unfinished 800 was shipped to Stockholm, where 20,000 man-hours were spent unsuccessfully trying to complete it.

NEW USER MARKET  
FOR OEM PRODUCTS?

Data Products Corporation is moving into what it hopes will be a "mass custom" market for its OEM products. First of what may be a whole line is the 4620 printer. The last three numbers are no accident: the printer hooks up to a 1620 with the aid of a black box. Two 360 and 600 lpm models sell for \$31K and \$35K respectively, with lease prices ranging from \$775-900/month. There's a 10% educational discount. DPC is dickering with RCA Service Co. to handle service, is looking at the 160 and a couple of other machines to hook new printers to.

IT'S \$64-QUESTION TIME  
FOR COBOL COMMITTEE


NPL, lurking in the wings, has already cast its shadow on the stage, and the hook may be ready for COBOL, which has yet to achieve star status. ASA's X.3 is set to ask the X3.4 Programming Languages committee some pointed questions. Like "What are your objectives, and what is your timetable for achieving them? What is the current status of your work on COBOL? What are your plans for this language? And what do you intend to do about NPL?" It's no secret that standards insiders are dissatisfied with the progress of X3.4; they feel it lags considerably behind other groups, which have been busy turning out standards. And they feel that NPL, although far from finalized, is now a candidate for standardization. ECMA (European Computer Manufacturers Assoc.) has already formed a technical committee to study NPL.

CONTROL DATA PRIMES  
PUMP IN JAPAN

C. Itoh Electronic Computing Service Co., Ltd. - Japanese distributor of Control Data gear - has ordered a pair of 3200's for delivery this year. One will go to Osaka in June (where it will replace a domestic machine), the other to Tokyo in October. The systems will be used for time sales, demonstration and for internal applications by parent company, C. Itoh, import-export house. Before the year is out, CIECSCO plans to order a 98K-core 3600 which may replace the G-20 now in use. Although Itoh has made no CDC sales yet, it has received a "substantial" number of inquiries about the 32, 36 and 6600's, and expects to close some orders this year.

Continued on Page 87

# PDP-8



## THE \$18,000 DIGITAL COMPUTER

**Central Processor** — registers, information handling elements and operator console in table-top cabinet or rack-mounted

**Integrated All-Silicon Circuits** — from Digital's popular new FLIP CHIP™ Module line

**1.6  $\mu$ sec Cycle Time** — gives the PDP-8 an add time of 3.2  $\mu$ sec for a maximum computation rate of 314,000 additions per second

**Fast Throughput** — with an input-output transfer rate of 625,000 words or 7½ million bits per second

**4096-Word Random Access Core Memory** — expandable to 32,768 words

**Full Duplex TTY Model ASR-33** — provides keyboard, pageprinter, paper tape punch, and paper tape reader facilities

**Complete Software Package** — including FORTRAN II compiler, symbolic assembler, DDT on-line debugging routine, SED on-line symbolic tape editor, floating point arithmetic, and utility routines

**High Speed Data Interrupt** — enables transfer of 12-bit words to or from memory at 1.6  $\mu$ sec per word

**Buffered Input/Output** — allows input/output devices to operate simultaneously at their maximum speed (central processor does not wait for device to complete its cycle)

**Simplified I/O Device Connection** — through an input/output bus system without changes to the processor

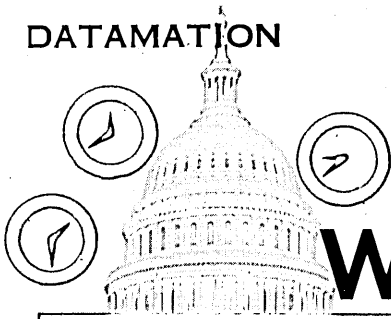
**Micro-Programmable Instructions** — include 49 operate instructions plus input/output commands and automatic multiply/divide instructions

**digital**

DIGITAL EQUIPMENT CORPORATION • MAYNARD, MASSACHUSETTS

Washington, D.C. • Parsippany, N. J. • Los Angeles • Palo Alto • Chicago • Ann Arbor • Pittsburgh • Huntsville • Orlando • Carleton Place, Ont. • Reading, England • Munich, Germany • Sydney, Australia

CIRCLE 18 ON READER CARD



# WASHINGTON REPORT

## UNIVAC SPECTACULAR DRAWS MIXED REVIEWS

A computer system with specs resembling something thought up by Cecil B. DeMille – as many as 25 processors, scores of I/O and memory attachments, a hundred-megacycle instruction rate, capable of 50 to 100 million instruction executions a second – was described, though not identified by name, in a paper presented by two Univac engineers at a recent symposium in Washington. Unfortunately, some hep observers put two and two together, and there are now some sadder but wiser souls at Univac-St. Paul.

It seems the sneak preview of a coming extravaganza was neither appreciated nor cleared by the U.S. Army, which was trying to maintain in a highly classified state development details of the mammoth computer system to be used in conjunction with the Nike-X anti-missile missile, a task undertaken by Univac under contract to Bell Telephone Labs.

Without breaching security, it can be reported the new system is a true multi-processor but without a master processing unit. All system units function asynchronously, both internally and externally, and as many programs can be handled simultaneously as there are processors. A full-boat system is described variously as stretching LARC's capability by 100, of being capable of producing in one hour calculations equivalent to 33 1107's in one month, or of making feasible the concept of a giant EDP power plant on tap as a public utility.

## TWELVE CITIES CONSIDERED FOR DP TRAINING PROGRAM

The Labor Dept., with one successful dp training program in Washington, D.C., under its belt, has hatched a plan to inaugurate similar programs in 12 other metropolitan areas. It awarded a \$77,850 contract to the Institute of Computer Technology, Silver Spring, Md., for a survey of dp technician needs in a dozen large urban communities (yet to be designated) and for assistance in the development of training program content. The institute is a non-profit offshoot of Datatrol, Inc., recent acquisition of Control Data, and staffed largely with Datatrol people.

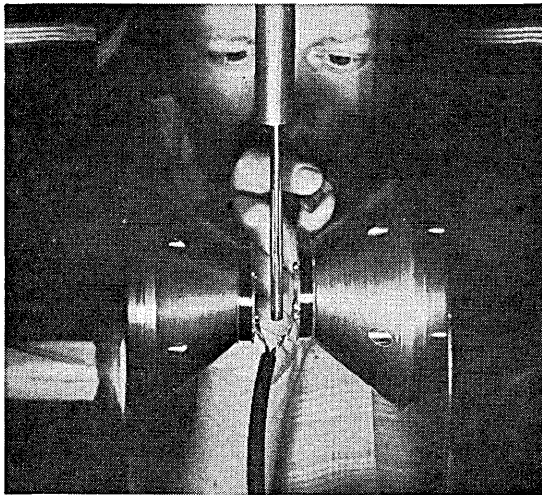
The firm recently concluded a highly successful dp training program for the Labor Dept., in which 34 unemployed students were sufficiently initiated in eight months' time into the arcane of computers to secure jobs as junior programmers and machine operators.

What headway dp training makes in the hinterland will depend largely on the financial backing that state and local governments grant it, for, after June 30, funds for such projects will be provided by the federal government only on a two-for-one matching basis. And, despite the hue and cry raised about obsolescent job skills and the need for retraining, only three states thus far have put their money where their mouth is, so far as computers are concerned.

*Continued on page 95*


# 4 WAYS TO IMPROVE MAGNETIC TAPE

(And how Memorex did it!)




## Exercise greater quality control.

The Memorex-designed Vibrating-Sample Magnetometer (VSM) tests basic characteristics of oxide raw material and precise concentration of oxide particles in the tape coating. Extra tests of this kind guarantee the improved performance and reel-to-reel uniformity of Memorex magnetic tape.




## Employ advanced production techniques.

Specially constructed equipment—used to slit Memorex magnetic tape from jumbo rolls—produces tape with clean, straight edges free from ripples and ridges. A new slitting technique is but one of seventeen manufacturing improvements made to insure superior performance of Memorex tape.



## Use a superior production facility.

A conspicuous aspect of the Memorex plant is the complex system of air filtration, humidification, dehumidification, heating and cooling. The unusual high-purity system, equal to that used in pharmaceutical processing, provides a contaminant-free environment—prerequisite to production of improved error-free tape.




## Apply research in depth.

Research in oxide, coating materials, and tape-making processes has equipped Memorex with a fund of new technology. Combined with manufacturing competence, this fundamental knowledge is manifest in Memorex magnetic tape by freedom from dropouts, longer life, and improved uniformity and reliability of performance.

Memorex offers a specific premium tape for every precision recording requirement—each an industry standard of excellence. Extra care, extra steps and scrupulous attention to every detail make Memorex tape premium tape.

Write for details on Memorex ultra-performance broadband instrumentation tapes, high-resolution instrumentation tapes, heavy duty computer and precision television recording tapes.



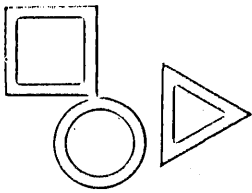
Are you on our mailing list to receive the Memorex Monograph Series of informative technical literature? Write 1184 Shulman Road, Santa Clara, Calif.

# MEMOREX

PRECISION MAGNETIC TAPE

**DATAMATION**





# EDITOR'S READOUT

---

## THAT WAS THE YEAR THAT WAS

Written as the old year sinks slowly into the west, this message will reach you with the new year already at your throats. It nevertheless seems fitting that we take a moment to look over our shoulder at 1964, and to ponder its significance.

What was supposed to be the year of the Tiger roared loud enough to warrant that title by the judges in this corner. According to Charles Adams & Associates, 45 new machines were introduced in '64.

The biggest announcement had to be the 360 . . . partly because it came from the company which dominates the industry, partly because it opened the Pandora's box of reprogramming ills. Thus IBM had to face the problem which had helped them keep their competition at bay for many years.

Honeywell anticipated the problem, and offered to "Liberate" 1401 users with a program to convert their programs to the 200. The offer was not ignored. IBM's own solution to the reprogramming problem is the "emulator"—using stored logic to liberate its own customers into the wide wide world of the 360.

Hoping to fence off some of these lush pastures for itself, RCA followed the 360 announcement by eight months, claiming 360 compatibility and offering some integrated circuitry at an initial price break. (See p. 17 for further discussion of the implications of the Spectra 70 announcement).

A lot of hot air was stirred by the issuance of the first copyright for a computer program, and one software firm was thus encouraged to announce a FORTRAN IV compiler for the 7000 series. But nobody knows yet how effective the copyright can be in protecting proprietary programs. We may find out in '65 or '66.

The biggest software news of the year, though, was the New Programming Language (out of SHARE and IBM), an attempt to offer both scientific and business programming features. Paened and panned, the language received a tremendous boost when RCA went the IBM route . . . seems destined to become a standard fixture on the information processing scene. But there's a tremendous investment in COBOL, which isn't dead yet.

Time-sharing continued to spread—like a warm air front or a tornado—depending on your point of view. IBM, cut off from the nation's leading T-S research project, announced its own time-sharing data center. Another big user—Bell Labs—went the same GE route as Project MAC, and more may follow.

The federal government worried fitfully about computers . . . and converted over \$200-million worth to purchase. But the Brooks Bill—an attempt to centralize computer acquisition and management authority in the GSA—got lost in LBJ's last-minute drive for the Great Society . . . and Reelection. So did the Multer Bill, a bold attempt to handcuff banking's even bolder invasion of the service bureau business. The Clewlow Committee report was also waylaid.

It was quite a year. Next month we'll have a sneak preview of '65. In the meantime, batten the hatches, grab your hat, and hang on. It looks like another Lively One.

# A HISTORY OF AUTOMATED

by Dr. RUTH M. DAVIS

□ Man's compulsion to communicate is realized through the display of ideas, facts and feelings by means of sound, pictures, signals and symbology.

More and more has man come to rely on the display of information in his pursuit of progress . . . in war, space exploration, air travel, medicine, and education.

Traditionally one associates either visual or sound displays as the most useful means of communication of ideas, facts or emotions. This in effect delegates to a secondary role the other senses of touch, smell or taste as means of display. Reflection upon this development reveals that visual and acoustic displays based upon the senses of sight and hearing lend themselves more readily to reproduction and dissemination than do displays based upon the other senses. Further, it is most interesting to note that sounds, smells and tactile motions are quite conveniently and commonly simulated or represented by visual displays where the converse is not true. Hence, the emphasis in the remainder of this paper will be upon the history and improvement of visual displays.

Of the two primary means of display, that of vocal presentation is the one requiring merely the presence of man himself. As such, it can be considered as the basic or primitive display method. Its usefulness is dependent, unfortunately, on a standardization or common definition of the sound patterns generated among the participants of a vocal discussion. In contradistinction, visual displays—although requiring the presence of a display media such as the wall of a cave along with a scratching tool or a piece

of paper accompanied by a marking device—can be much more effective than vocal displays, especially if the visual display is a representation of the information which is being conveyed. A picture of a lion attacking a cow can be an effective warning device to a person not understanding the sounds being uttered by the person conveying the information.

The measure of effectiveness of pictures versus words displayed either vocally or in writing was qualitatively introduced by that individual who first proclaimed that "a



*Dr. Davis is a staff assistant to the special assistant (Intelligence & Reconnaissance) to the Director of Defense Research and Engineering, Dept. of Defense. She has worked for the U.N., the Bureau of Standards, and the David Taylor Model Basin, and in 1963 was elected a Fellow of the Society for Information Display. She holds a B.A. in math from the American Univ., and an MA and PhD from the Univ. of Maryland.*

# DISPLAYS

picture is worth a thousand words." He, in effect, was attesting to the universality of pictures as a display device. The communication of facts or ideas many times, however, does not lend itself to pictorial representation. Plato's presentation of his philosophy or Einstein's presentation of his theory of relativity appears to demand a symbology other than pictures and other than vocal utterances of man. Imagine, for example, the difficulty of conveying the mathematical theory of relativity to a group of individuals without the use of a written medium; or similarly, the more commonly stated example of describing a spiral staircase without benefit of pictures.

It is small wonder, on the one hand, that improvement of display techniques and media has gone hand-in-hand with man's progress in every field of human endeavor. On the other hand, it is incredible to realize when one surveys the history of displays how disorganized, how spasmodic, even how serendipitously has been the improvement of displays. The development of automated displays is worth considering as a case in point. It is only natural that automation, encompassing as it does most devices that reduce the amount of human effort necessary to do work, should also impact upon the display field; and, especially in those applications where automation has produced better information gathering, information processing and information retrieval devices.

Automation as a word was coined about 1935 by Delmar S. Harder, an employee of General Motors, although

it was not widely publicized until more than a decade later.<sup>1</sup> A definition of automated displays is presently difficult to agree upon, even by specialists. The purpose of this review will be served well enough, however, if one accepts the simple definition that "an automated display is one either controlled and/or at least partially generated by an electronic computing device."

It is worth clarification at this point to note that under the above definition of automated displays their generation can be accomplished either by analog or by digital computers. Since the purpose of the author is to highlight the significant events in the history of automated displays, their means of generation will be of secondary importance. It will be acknowledged with candor, however, that due to the author's personal background, those computers discussed will be primarily digital.

## 'display' in 1822

Even though the calculating engine designed by Charles Babbage falls outside the allowable historical period of this article, it is worth discussing at this point for historical completeness, a bit about the mechanism for displaying results on Babbage's calculator of 1822. First of all, only numerical symbols were manipulated and produced. The calculating section of the computer consisted primarily of levers, wheels and rollers. The calculated numerical results were expressed in terms of wheel positions.

On the axle of each of the wheels which express the

<sup>1</sup>O'Brien, R., "Machines", Life Sciences Library, Time Inc., N. Y., 1964.

## A HISTORY OF AUTOMATED DISPLAYS . . .

calculated number [of the answer] . . . there is a . . . solid piece of metal [whose] . . . curved surface acts against the arm of a lever so as to raise that arm . . . to 10 different elevations . . . The opposite arm of the lever . . . puts in motion a solid arch . . . which carries 10 punches: each punch bearing on its face a raised character of a figure 1, 2, 3 . . . 9, 0 . . . This type sector [as it is called] will receive 10 different attitudes corresponding to the 10 figures . . . At a point over which the type sector is thus moved . . . is placed a frame in which is fixed a plate of copper. [A bent lever is then forcibly pressed upon the punch and] drives it against the force of the copper beneath and thus causes a sunken impression of the character upon the punch to be left upon the copper. If the copper be now shifted slightly . . . and the type sector be also shifted so as to bring another punch under the bent lever another character may be engraved upon the copper . . . The engraved plate of copper obtained in the manner above described is designed to be used as a mould from which a stereotyped plate may be cast.<sup>2</sup>

So it was that the first automatic calculator displayed its results on an on-line medium permitting an indefinite number of hard copies to be reproduced.

In 1946, just 124 years later, the numerical output of ENIAC was punched on cards and then reproduced as hard copy off-line by an IBM printer. During the period, 1946-1952, those computers either commercially available or individually designed for government use had as their most advanced primary output display devices teletype printers and electric typewriters, both serial-by-character devices. Gang printers were just developed which attained printing speeds of 100-200 characters a second. Such printing devices were, of course, intended by their designers to produce only textual and tabular information.

Ingenious programmers, however, even in this beginning period of computer usage, were already manipulating the inputs to these prosaic devices to produce graphical and even pictorial displays. Tedious and detailed programming permitted the alphanumeric or numeric output of the computer to be formatted on the printed page to produce geographical contours, nuclear density distributions, Christmas card designs and the like. The author, herself, during this period generated the common version of the famous Lincoln profile on an ordinary computer printer output simply using alphabetic characters for both facial outline and as fill to produce the mouth, eyes, hair and the like.

If historical reminiscing serves any purpose then, events during this period would seem to indicate that (1) automated output display devices were primarily suited for producing the numerical results of scientific calculations where such calculation was indeed the motivation for initial computer design, and that (2) dissatisfaction with such limitations on display devices was already evident and was being expressed through inventive programming techniques for bypassing display equipment limitations. Engi-

neers were already tinkering with digital-to-analog converters to drive mechanical curve tracers from the computer in an on-line mode, and faster means of on-line printing were under investigation using photographic and cathode ray tube recording techniques.<sup>3,4</sup>

Perhaps the first interesting application of a cathode ray tube as a computer-operated display device was that associated with the ORDVAC at the Aberdeen Proving Ground, where it began operation in 1952. In this instance a CRT installed at the operator's console (also the programmer's console) maintained a continuous 1024-spot display, where each spot was associated with a storage memory location. When a particular memory location was accessed, the spot on the CRT associated with that location was illuminated. As a result, a programmer could sit and watch the execution of his program through the memory accessions performed. As an auxiliary aid to this visual display a computer monitoring receiver was connected through which frequency variation provided the programmer with a "sound picture" of the computer's action. The CRT with its sound accompaniment, served as an excellent display for debugging purposes since it immediately indicated when a program was in an improper loop through the continued successive illumination of the same set of spots, or the indication of the address at which the program "hung-up" through the maintained illumination of the last accessed memory location. The primary limitation on its continued usefulness was its dependency on relatively slow memory access so as to permit discernible changes in spot illumination on the CRT. It should be viewed, nevertheless, as a proper ancestor of the current generation of on-line aids to programmers commonly referred to under the aegis of on-line processing or time-shared computer systems.

### the seven-year lag

Looking back now from the vantage point of 18 years of experience, it is easy to point out that display automation has consistently lagged behind computer automation. To be more precise, a "good" automated display of calculated results has not normally been achieved for from two to seven years after the successful automation of the processing in question. During the entirety of the first period of automated calculation (1946-1952), it was evident that graphical display of results of the scientific problems being tackled—primarily trajectory calculations, equations of nuclear physics, hydrodynamic problems and the like—would be of immense value. The programming of alphanumeric printing devices to achieve such graphical displays—although ingenious—could only be considered an interim solution.

Hence it was a milestone of tremendous import when the first cathode ray tube was linked to a computer so that its display generation circuitry could be controlled by computer programming, thus permitting the results of any calculation to be graphically portrayed. As is often the case in a rapidly developing technology, the same advance is made almost simultaneously by several groups. However, it appears that the first computer-driven CRT display was employed in 1951 at MIT. Two 16-inch scopes, one with visible screen and one feeding into a computer-controlled Fairchild camera, were utilized as part of the output equipment of the Whirlwind I computer.

<sup>2</sup>Morrison, P. and Morrison, E., "Charles Babbage and his Calculating Engines: Selected Writings by Charles Babbage and Others" pp 199-202, Dover Publications, Inc., 1961.

<sup>3</sup>Fuller, H. W., "The Numeroscope," *Annals of the Computation Labora-*

*tory of Harvard University*, Vol. XVI, pp 238-247 (1948).

<sup>4</sup>Mansberg, H. P., "A New, Versatile Camera for the Cathode Ray Oscillograph," *Oscillographer*, Vol. 10, No. 4 pp 6-7 (Oct.-Dec., 1948).



The now rather famous group of engineers and programmers associated with this system tried many applications. Two are indicative and serve as interesting examples. The first is the "bouncing ball" problem, where the computer is programmed to solve the equation of motion of a ball started into motion at a given point with a given impetus and forced to impact on a given surface (e.g., a sidewalk). As the points along the ball's path are computed, they are transmitted to the display generator and the path of the ball is traced on the face of the cathode ray tube. The resultant display provides a graphic presentation of the calculated results and serves as an excellent check of the correctness of the program, for it is very obvious that a program error will be immediately evident through the generation of an improper path. The author used the particular "bouncing ball" problem in one of the first courses in advanced computer programming taught at the Univ. of Maryland in 1955 for the simple reason that a student error was immediately obvious and made the grading of that particular project extremely simple.

In the 1955 course, an electromechanical plotter was used (rather than a cathode ray tube), which serves to illustrate the diversity in graphical display devices afforded the customer within the short span of three years. It is a consensus of opinion (although not universal since documentation is sparse) that the first application of the CRT display device to a real problem also occurred at MIT in 1952. This problem is that of antenna design, where antenna patterns were generated on the CRT as an aid to checking out the design specifications. During this same period, Univ. of Illinois staff personnel were using the ILLIAC to drive a CRT display for the graphic solution of two-point boundary problems. At both MIT and the Univ. of Illinois, the importance of hard-copies of display results was recognized through the attachment of a camera to record the presentation on the CRT. It is interesting to note that this technique was the forerunner of those employed in many of the currently operating large-scale automated projection display systems.

### dispersal & growth

At this point in the discussion of the development of automated display systems, one must stop to philosophize just a bit. It now appears that 1954 must be considered as a year of decision or a turning point for both computer and automated display technology. From this point in time, a serial chronology of events is no longer possible. The original group of computer and display specialists previously concentrated in four or five centers now began to disperse, forming the nuclei of a continuously expanding set of specialist groups. In addition, and certainly as significant, was the realization and the demand that computers be applied to a much wider variety of tasks than the scientific problems to which their use had thus far been primarily directed.

The forward march in automated display technology fell in line behind that of computer technology. The use of displays was almost instantaneously advocated for the business world, for military commanders, for document storage and retrieval, for air traffic control, for real-time

following of events, for map-making, for school room instruction, for medical diagnosis and the like. Schools of "specialists" sprang up in each of these application areas. Engineering designs, breadboard models and display brochures were produced faster than the consumers, the users, and the public could absorb them. The author has been unable to determine either a complete or a non-redundant method of characterizing displays to present their history in a coherent manner during the decade commencing in 1954. To provoke sympathy for this dilemma, the reader is referred to the latest, most comprehensive compendium of displays prepared by the Rome Air Development Command which contains some 900 pages of descriptive material on automated displays.<sup>5</sup>

Certainly one gross subdivision of displays is that of individual consoles and group displays. The individual console is designed for use by one to three individuals at a time while the group display is a large screen display intended for viewing and use by a minimum of four people at a given time.<sup>6</sup> Individual displays have been most successful, probably because of their correlation with the individual decision mode as opposed to the group decision mode, which is less understood and successfully applied.

The first individual display was, of course, the pioneering CRT at MIT in 1951. The first group display was that incorporated in the SAGE Air Defense System for which design was initiated in 1954. The number of individual displays now available is rampant.<sup>5</sup> They include cathode ray tube displays, charactron displays,<sup>7</sup> television consoles, film display devices under computer control, meters, electronic plotters, character display devices and printers. Group displays have not proliferated as rapidly as have individual displays due primarily to their cost, their more lengthy design and development cycle, and the complexities of their usage. Those now installed or under programmed development number less than 10. They include those of Stromberg-Carlson (now General Dynamics Corp.); Fensky, Frederick and Mills, Bunker-Ramo, ITT, Hughes A/C, Inc., Philco Corp., Aeronutronic Inc. (the latter two being divisions of Ford Motor Co.), NCR and Burroughs. Their users are all military commands and agencies and the experiences of the users thus far have not generally been happy.

### applications

The users of automated displays can perhaps be characterized in the following manner:

- Real-time following of events.  
Examples: process control, air-traffic control and system monitoring.
- Historical summary of events.  
Examples: graphs of events versus time, or a chronological tabular listing of items.
- Generation of specialized aids.  
Examples: maps generated from aerial photographs, and cloud pattern charts.
- Geographical displays.  
Examples: displays of enemy target locations or of population densities.
- Problem-solution aids.  
Examples: equation solution graphs a la Culler-Fried<sup>8</sup>

<sup>5</sup>RADC, "Compendium of Visual Displays", Rome Air Development Center, AFSC, Griffiss AFB, N. Y., March 1964.

<sup>6</sup>Davis, Ruth M., "The Information Display Field as it Exists Today", Information Display Vol. 1, No. 1., October 1964.

<sup>7</sup>Darne Francis R., "Cathode Ray Tubes" Electronic Information Display Systems, Spartan Books, Inc., Washington, D. C.; 1963.

<sup>8</sup>Culler, G. J., Fried, B. D., Huff, R. W., Schrieffler, J. R., "The Use of On-Line Computing in the Solution of Scientific Problems," R. W. Research Labs, TRW, Inc., April 1962.

## A HISTORY OF AUTOMATED DISPLAYS . . .

antenna pattern generations, and sketch pad techniques.<sup>9</sup>

- Program-debugging aids.

Examples: Project MAC type output<sup>10</sup> or computer-generated flow charts.

Examining these applications brings out certain significant features of automated display. The first automated displays simply presented computer outputs to the viewer with the display completely under program control and with no user interaction possible. The first use of an automated display which permitted the user to exercise control over the information presented (and also to enter requests and information based on what was presented to him) occurred in the SAGE system. The significance of the introduction into this system of the light gun as a pointing device under the control of the display operator cannot be over-emphasized. It was probably the one most important event which made possible the man-computer interaction deemed so essential at the present time. It occurred in 1952 utilizing the Whirlwind computer.

The first computer system with the capability of a true man-computer interaction (in terms of permitting a real dialogue to ensue between user and computer) was one developed by Ramo-Woodridge Corp., commencing around 1958 and informally referred to as "Subsystem I." Since that first system, the need for man-computer dialogue has been universally hailed and it has been again vigorously supported during the last two years. As a final philosophical comment, it is interesting to report that programming languages for display, or display languages as they are occasionally called, are beginning to appear, thus accentuating the rapidly-maturing field of automated displays. The first such language was actually developed for "Subsystem I", and the next several known to the author have just been finalized by MIT/Lincoln Lab personnel and the Datatrol Corp.

### development of geographical display

To conclude, it seems appropriate to pick one of the display applications and to discuss its history. In this instance, geographical displays will be chosen.<sup>11</sup> Geographical contours were first described in the SAGE System by the generation of line segments and geographical locations by dots accompanied by alphanumeric characters. This technique proved feasible only for small geographic areas having relatively straight boundaries, due to the tremendous amount of memory space needed to store the line segment data. As a result, other means were sought for superimposing geographical data on a display under program control.

The first method attempted was to design transparent overlays which could be fitted to the top of the display screen and through which the computer-generated data could be viewed. This was tried and discarded by the Navy in 1957 because (1) the selection of the geographical data set was not under program control, and (2) the problems of parallax between the transparent overlay and the display face were unresolvable. The next technique,

also attempted in 1957-58, involved the overhead photographic superimposition of geographical data onto the display face from a roll of film mechanically manipulated under program control. In this case, a digital-to-analog-to-digital converter was attached to the computer and a set of geographical codes was supplied to the operator of the display console. When he inserted a particular code at the display console, several actions occurred. First, the computer generated display data for that particular geographic display; secondly, the display console supplied the geographic code to the digital-to-analog converter which decoded it to select the proper film frame on the roll of film and to project it on the display face simultaneously with the display of the computer generated data.

One disadvantage of this method was that if one wanted to mark on the display face by hand, one blocked out the projection on that part of the screen where the hand was between the projector and the screen. A second problem was that of registration of the projected display accurately on the screen by mechanical means. Parallax, of course, created another problem and the general problem of reliability of electro-mechanical devices was a deterrent factor. This technique, however, is still used in one military display system. Another, more recent, technique (1963-1964) still involves the use of a transportable film mechanism, where the correct film frame is selected under program control as described above. However, instead of an overhead projection of the geographical display onto the display screen, a rear port projection scheme is used.<sup>12</sup> A flying spot scanner performs a raster scan of the computer-selected film transparency. The light which passes through the transparency is amplified by a photomultiplier and is then used to control the intensity of the electron beam as it is writing the display on the CRT face. This latter beam then will be deflected in step with the flying spot scanner beam and a television-like picture will be produced on the display. The two displays—geographic and computer generated—will appear simultaneously superimposed through time-sharing of the tube face between the two types of display. The techniques thus discussed are, of course, utilized either by individual or group displays, using CRT's or charactrons anywhere in the system.

Another technique developed in the 1958-1960 era is that of maintaining geographical data on a set of slides, of superimposing the geographical data slide on one containing computer-generated data and, through optical techniques, presenting a composite display to the user.

This brief history of geographical data display was selected because of its extreme and over-riding importance to the military commander both for real operations and for training operations. It seems fitting, therefore, to conclude with a quote from a book on War Gaming written in 1897,<sup>13</sup> in which the author states that the training needed for large scale exercises "can be easily applied in the lecture-room with maps. . . . Using maps . . . will shorten the time consumed by old methods in consulting tables and it will facilitate the dry study of the exercise which discourages so many." It is probably not presumptuous to suppose that the author, General Verdy du Vernois, would be delighted with our automated displays of today. ■

<sup>9</sup>Sutherland, I. E., "Sketchpad: A Man-Machine Graphical Communication System," Lincoln Lab. Tech. Report, No. 296, 30 January 1963.

<sup>10</sup>Biggs, J. M. and Logcher, R. D., "Stress: A Problem-Oriented Language for Structural Engineering" MAC-TR-6, MIT, May 6, 1964.

<sup>11</sup>Davis, Ruth M., "Design and Program Planning for Automated Display

Systems", American University Symposium Lecture Series, 1964.

<sup>12</sup>Mitchell, J., "Description of the System Design Laboratory Display Console" MITRE Corp. Tech. Memo. TM-03930/0000/00/0/00, 21 Feb. 1964.

<sup>13</sup>du Vernois, General Verdy, "War Gaming."

# ON-LINE PROGRAMMING

scopes and lightguns

by ALBERT V. SHORTELL JR.

Although computer display consoles utilizing CRT's have received much attention in recent years, such display techniques were utilized from the very earliest days of the digital computer industry. A notable example is the Whirlwind I computer built at MIT in 1948 under the sponsorship of the Office of Naval Research to which display consoles using 16-inch CRT's were added shortly after the computer became operational in late 1950. Within the next three years Whirlwind's display capability was greatly increased with the addition of 25 such display consoles. Whirlwind formed the nucleus of the experimental "Cape Cod" system of air defense which led directly to the development and implementation of the SAGE air defense system. This historic computer, the nucleus of the nation's first "real-time" command and control system, is still operational in its 14th year.\*

One modern application of this venerable machine has been directed toward the use of its display facilities to solve the major problem which has faced the computer industry from its infancy—the language barrier between man and computer. Tremendous sums of money have been expended by the industry and government in the development of software and, in particular, sophisticated compilers which attempt to solve the programming problem by moving the man one step further away from the computer. However, comparatively little attention has been given to the possibility of utilizing computer displays and light guns to improve man/machine communication in the solution of the programming problem. The primary reasons that such facilities have not been exploited until now have been the dearth of computers with adequate display capabilities and the cost of computer time. Widespread research efforts into display-aided programming will undoubtedly result from increased availability of lower priced display equipment and the development of time-sharing techniques.

## equipment configuration

The display-aided, on-line programming system described here utilizes the display facilities of the Whirlwind I. Whirlwind, a 16-bit, parallel vacuum tube computer, has, in addition to 6,144 words of core memory, 36,864 words of drum memory, paper tape input/output, card equipment and magnetic tape, a display system which consists of approximately 25 consoles and associated light guns. Displays composed of points, characters and vectors are generated by the use of the appropriate combination of input/output select instructions and record instructions. Light gun activation upon point displays may be programmed to cause the computer to respond by performing certain actions, thus providing a feedback mechanism for man-machine communication. While not utilized extensively in the present system, the display facilities also include display selection switches which enable one or more display lines at each console, permitting "simultaneous" selection of different displays at each console.

Utilizing these display facilities, the on-line, real-time programming system provides a capability for defining the instructions comprising a computer program and displaying the results of executing these instructions. This latter feature is extremely powerful since it permits combining the program definition and debugging phases. It is this feature which is largely responsible for the substantial reductions in programming time which have been indicated using this system.

## programming procedure

The initial model of the on-line, real-time programming system includes only the features essential to demonstrate its feasibility. However, the incorporation of such features as selection of any desired computer operation code, macro instructions, and multiplexed servicing of several programmers is entirely feasible and requires no technological breakthroughs. For example, the Whirlwind I has enough display consoles and adequate storage capacity to serve up to 25 programmers in real-time.

The present model of the system operates only with the Whirlwind I order code and serves one programmer seated at a display console. The nucleus of the system is the display of the order code and functional instructions (Fig. 1, see page 30).

In Fig. 1, the order code is presented in the two columns in the upper left hand corner, while the eight octal digits (1, 2, 3, 4, 5, 6, 7, 0) and functional instructions (LOC, ACC, CON, DATA, DISP and END) are displayed in the upper right hand corner. Displayed in the lower right hand corner are the last 10 instructions and/or data words entered into the system and the storage locations at which they have been entered. Also displayed in the case of computer instructions is the contents of the accumulator after its execution and, for the last instruction, the contents of the B-register (right hand extension of the accumulator) after execution. The program writing process



Mr. Shortell is vp of Wolf Research and Development Corp., West Concord, Mass., and is engaged in programming and supervision, feasibility studies, and logical design work. He was formerly on the staff of MIT's Lincoln Lab, developing I/O gear, investigating superconductive materials for computer components, and supervising the checkout of SAGE system operational software. He holds a BS and MS in electrical engineering from MIT.

\*Wolf Research and Development Corporation, 1964.

\* Moved from MIT in 1960, Whirlwind I is now at the firm's headquarters, under a lease contract with the ONR.

## ON LINE PROGRAMMING . . .

involves the selection, by means of the light gun, of the appropriate sequence of instructions and data words. The system displays each instruction as it is coded and, in addition, displays the contents of the accumulator and B-register resulting from the execution of all instructions with the exception of input/output and transfer instructions.

In order to enter an instruction, the point displayed to the right of the desired operation code is initiated with the light gun. Following this, the address portion of the instruction is entered by initiating four octal digits in sequence from the octal-digit display in the upper right hand portion of the scope. The operation code and each octal digit are displayed as they are entered. If an error occurs in selecting the wrong operation code, this can be corrected by activating the proper operation code, provided that the last octal digit of the address has not been entered. If all digits of the address have been entered prior to discovery of the error, correction can be made by resetting the location counter as described below. As each new instruction is entered, the previously coded instructions are shifted up one line and a maximum of the last 10 instructions and/or data words coded are displayed.

Normally, the location counter is set to 40<sub>8</sub> at the beginning of any routine due to a Whirlwind programming convention. As each instruction or data word is entered, the location counter is incremented by one. To reset the location counter to a different address at any time, the point to the right of the "LOC" function code display is activated, and then the four octal digits of the desired address are entered in the same manner as for an instruction address.


To enter a constant or a data word, light gun action is taken upon the "CON" or "DATA" functional instructions; respectively. The six octal digits (sign and five magnitude digits) comprising the constant or data word are then entered in the same manner as for an instruction address.

Provision is included for changing the contents of the accumulator by activating upon the "ACC" function code and then entering, by means of the light gun, the six (octal)-digit number to be inserted in the accumulator. An examine feature is also provided which displays the contents of the desired memory cell on the display scope in octal form. This feature is enabled by activating upon the "DISP" function code, followed by light gun activation of the four (octal)-digit address of the desired location.

Displayed in Fig. 1 is a simple example which involves the evaluation of the equation

$$y = ax^2 + bx + c \quad \text{for } x = 0.1$$

Fig. 1



where

$$a = 0.5 \quad (0.40000 \text{ octal})$$

$$b = 0.75 \quad (0.60000 \text{ octal})$$

$$c = 0.625 \quad (0.50000 \text{ octal})$$

$$x = 0.1 \quad (0.06315 \text{ octal})$$

The answer is

$$y = 0.705 \quad (0.55076 \text{ octal}).$$

When a programmer has coded his program and is satisfied with the test results displayed during this process, he may obtain a paper tape punch-out of his program by activating with the light gun the "END" function code. Activation of this function causes all previous coding to be written on magnetic tape for off-line punching of paper tape. Core memory locations reserved for program storage are then cleared and the display of previous coding is erased. Present paper tape output has a format which consists of mnemonic instruction codes and octal addresses, and is therefore acceptable for input to the Comprehensive System II Conversion Program, the Whirlwind assembly program. A binary paper tape could be produced at this point as an additional option, but this function has not been implemented in the present model of the programming system.

To operate his program by itself, the programmer instructs the computer operator to start over at location 40. This enables him to cycle his program on the computer and to verify that correct operation has been achieved. If he finds errors in the program as a result of this cycling, he can instruct the operator to return control to the real-time programming system. He then may proceed by means of the light gun to take corrective action. After being completely satisfied with the checkout of the program, he may then produce a Flexowriter-coded (alphanumeric) tape by activating the "END" function code. Alternatively, he may request the computer operator to generate a binary paper tape using an independent utility program.

### results

Use of the on-line, real-time programming system during the past several months has indicated that significant improvements in programmer productivity may be realized. These improvements are due not only to the reduced turnaround time inherent in any on-line system, but also in large part to the concurrent display of the results of executing each instruction as it is coded. This latter feature enables the programmer to debug and correct errors as he codes, and increases productivity by reducing the number of debugging runs. Such improvements in programmer productivity apply only to the coding and debugging phases of the problem and, of course, do not affect the analysis portion of the programming task. Comparisons between programmer productivity rates using this system and conventional programming procedures are heavily dependent on individual ability. However, the opinion of most users is that their own productivity has been increased by at least an order of magnitude.

On the basis of results to date, continued effort in developing a more elaborate on-line, real-time programming system appears to be extremely desirable. Future improvements may include such features as the following:

1. Selection of instruction repertoires for most of the commercially available computers.
2. Extension of instructions to include symbolic and relative addressing.
3. Incorporation of macro instructions for the selected computers.
4. Provision for servicing up to a maximum of 25 programmers on a multiplexed basis.
5. Implementation of problem-oriented languages such as FORTRAN, JOVIAL, and COBOL.



# THE ICONORAMA SYSTEM

by GEORGE W. N. SCHMIDT

□ The mission of the North American Air Defense Command is to defend the continental United States, Canada and Alaska from enemy air attack. To accomplish this, both the U.S. and Canada contribute the men and materiel which constitute the resources under control of CINCNORAD, who operates this far-flung organization from his headquarters in Colorado Springs, Colo. The central focal point for military operation of this international command is the Combat Operations Center (COC) on Ent Air Force Base in Colorado Springs. To this center funnels the data collected by many sensor systems.

The sensor systems involved are the surveillance radars of the Distant Early Warning system, Mid-Canada line, and SAGE system as well as the Ballistic Missile Early Warning System with sites in Alaska, Greenland and England. Early in the history of the center (1956-57), it was realized that manual techniques for plotting data from the then existing sensors were adequate for that time but with the advent of supersonic aircraft and ballistic missiles, a requirement existed for reducing the reaction time of the total system.

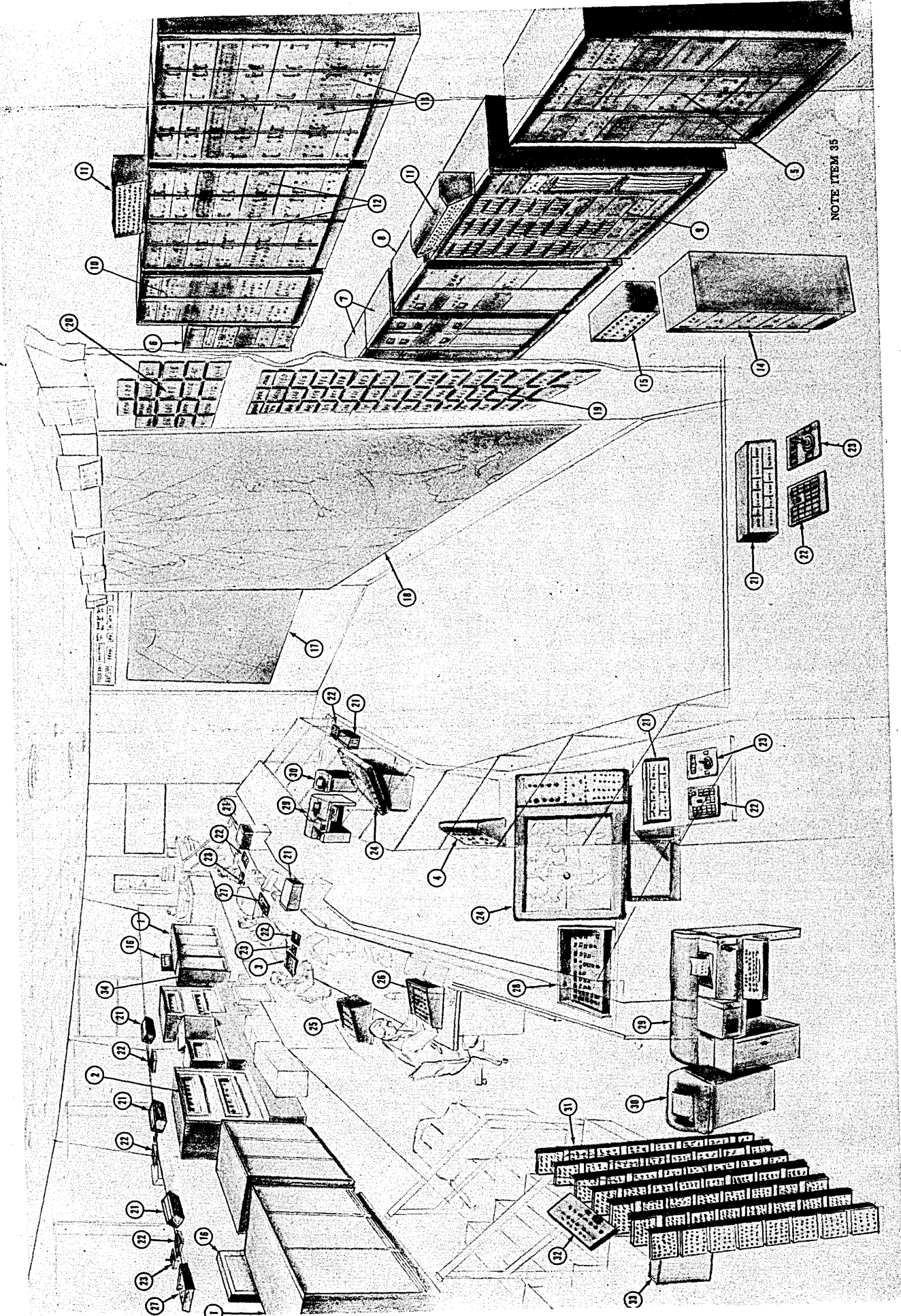
Radar data is basically formalized; i.e., it consists of range, range rate, azimuth, elevation and time which can be derived from the signal and formatted in a routine

displays for command-control

manner. This is an application which defines the classic operation for which electronic computers are well suited. With appropriate criterion measures such as flight plans, statistically established thresholds, geographic and time dependent limits, the large quantities of data can be filtered in such a way as to limit the data transmitted to human decision makers to a reasonable level. This collec-



*Mr. Schmidt is the supervisory operations research analyst responsible for all technical developments and computer systems definition relating to the Intelligence Data Handling system in support of Continental Air Defense Command. Prior to his work in military applications of large-scale computers, he was associated with AF Communications, including radar, radio and telephone.*



NOTE ITEM 35

# LEGEND FOR NORAD EQUIPMENT LAYOUT

(at left)

1. Projector Electronic Cabinets
2. Projector Array
3. C&LC Availability Control Panel
4. Operator's Console
5. Dead Reckoning, E T C & Alert Status Cabinet
6. Symbol Generator Cabinet
7. Power Supply Cabinet
8. Register & Drum Distributor Cabinet
9. Drum & Drum Control Cabinet
10. Sector Memory Cabinet
11. Monitor Panel
12. Reader Control-Decoder Memory, Message Unit, and Category & Limit Control Cabinet
13. Reader Control & Decoder Memory Cabinet
14. Status Board Control Cabinet
15. Alarm Panel
16. Junction Boxes
17. Launch Display Screen
18. Impact and Airbreathing Display Screen
19. Weapon Status Board
20. Alert Status Board
21. Readout Consoles
22. Readout Keyboards
23. Elapsed Time Computer Control Units
24. Tracing Boards
25. Alert Status Keyboard
26. Weapon Status Keyboard
27. Remote Projector Control Console
28. SAC Message Composer Keyboard
29. Message Composer
30. Message Printout
31. Cable Junction Block
32. Readout Console Monitor Panel
33. Power Panel
34. Elapsed Time Computer Cabinet
35. 24 RT28 Teletype Units (not shown)

tion site filtering also serves to limit the communications facilities support required by limiting the traffic density on the communications lines.

## data presentation considerations

Having progressed to this point, the question of how to best present the data to the user had to be faced. By this time, SAGE centers had had some experience with large board displays as well as consoles. Experience with the large board technique used in SAGE, to be generous, had not resulted in wholehearted acceptance on the part of the user. The large board techniques for command and control systems had reached the concept stage, and experimental hardware was being developed but no operational installation was yet in existence to be evaluated. Into this dismal picture came a relatively new organization, Fenske, Fedrick and Miller, with their ICONORAMA system (FF & M was subsequently bought up by Ling-Temco-Vought, Inc., so that all subsequent references will be to the ICONORAMA system). The basic concept was one of converting the digital data to servo system control signals which

would drive a scribe across an opaque coated glass slide. The scribe would remove the coating and the result would be projected upon the large display area. The entire plan appeared feasible, reasonable and economical, so the go-ahead was given.

## teletype data

The data which is displayed is both large-scale geographic and tabular. It reflects that air activity over or approaching the North American Continent, which is of special interest to NORAD. The data transmitted over teletype consists of the following:

1. *Surveillance messages* which contain: classification, i.e., unknown, hostile, friendly, or special; track ID; other actions, i.e., track termination, etc.; GEOREF (geographical reference) coordinates; time; course; number of objects in the group; altitude; speed; weapons committed and kills.

2. *NUSUM (nuclear summary) messages* which contain: NUSUM designator; division designator; time; hostile strength; weapons committed; kills.

3. *Status messages* which update the Defense Weapons Status Board with the current Fighter, BOMARC and ADA units status.

Subsequently, with the activation of BMEWS, an additional ICONORAMA installation has become operational; it displays, in conjunction with the original display, pertinent launch and impact data for missiles.

## aircraft threat messages

Returning to the aircraft threat, messages containing the data are received on standard teletype perforators. The perforated tapes are used to enter the data in the Reader Control Unit where the messages are checked for correct format. Those messages which pass the format checks are passed to the Decoder Memory Unit where the data is converted from serial form for transmission to parallel form for temporary or buffer storage. If a format error is detected, the entire message is printed out on a Message Unit Page Printer for operator review and possible correction. If correctable, the message is manually entered into the Decoder Memory Unit and processed.

The Decoder Selector and Category Availability Unit obtains the classification data and the first character of the GEOREF coordinates from the Decoder Memory Unit. This data determines the configuration of the switching within the Main Matrix and thereby the routing of the data to the Drum Input Register for temporary storage until required on the drum. Message data is also sent to the Category and Limit Control and Sector Memory for entry into the display system.

The drum and drum control circuits perform the following system logic functions: storing all messages; locating previous tracks; selecting and transferring the old GEOREF data to the appropriate Category and Limit Control if an update message is received; updating data in the related Magnetic Drum Location; effectively detecting processable messages and rejecting "none suitable" messages. When an update message on a track comes in, the update is accomplished by only erasing and replacing those segments of the update which have changed.

## iconorama display screen

The ICONORAMA display screen is divided into two sectors to provide two approximately square plotting areas. Each sector has an independent bank of projectors to display the data. The GEOREF data passed to the Category and Limit Control Unit determines the sector in which the data will be plotted—i.e., etched and projected. The data is also converted to analog voltages which are the

## THE ICONORAMA SYSTEM . . .

driving force for the plotting projectors to determine the  $x$  and  $y$  coordinates displacement.

The Category and Limit Control-generated analog voltages are transmitted to the appropriate Sector Memory Unit. This unit is a transient storage. The voltages are held only long enough to permit the track display signals to be generated and integrate from the old to the new GEOREFS. The unit also sequentially controls the operation of the plotting projectors, if required. The Sector Memory Unit signals are input to the electronic control equipment associated with the plotting projectors. This equipment uses the voltages, controls calibration functions, and provides for automatic switching of the projector lamps in case of lamp failure.

The end results of the plotting projector functions are the dynamic traces representing the flight paths of aircraft of interest under surveillance by the sensors. To identify the track or plot,  $x$  and  $y$  voltages are provided by a symbol generator to the Sector Memory to place the identifying code symbols beside the tracks. The plotting projectors plot the symbols.

### manual intervention

In addition to the standard real-time processing of track data, it is possible by manual intervention from various positions on the command dais to determine for any track the time to go from its present position to any desired location. This computation is actually a dead reckoning based upon the currently recorded speed of the aircraft and the great circle distance between the present position and the selected location. The data is entered by the operator from his console by means of a keyboard and joystick. The keyboard enters the track designation, and the joystick positions a spot of light upon the display screen at the desired location. As the screen is divided into two sectors, separate spotting projectors are used for each sector. After the spot is positioned, a button on the joystick is used to start the computation and request its display at the console. The solution, in hours and minutes, appears on a counter on the console. The maximum time which can appear as a solution is 10 hours and 59 minutes. Larger elapsed time cause a readout of SATURATED.

There is a possibility that under operational situations, a queuing problem may occur. With eight locations from which elapsed-time computations can be requested, and approximately three seconds per computation, the logic has been set up on a sequential order of arrival basis.

The controls of the elapsed-time computer can be used with the spotting projectors as pointers to call attention of other command party members to items of special interest.

The readout consoles with their associated keyboards are used to furnish additional information relating to tracks displayed on the large screen. In the surveillance area, reference to a plotted track by classification, region track designator, GEOREF, time, course, number of objects, altitude, speed, weapons committed, kills and other actions can be obtained. NUSUM data relating to region, time, number of hostile objects, weapons committed and total kills can be called for. Specific data relative to region fighters, region surface-to-air missiles, and unit status is also available to the operator. Each of the eight consoles operates independently under normal procedures; however, it is possible under any readout console to force an identical readout to appear at any other readout console on a one-at-a-time basis.

### control consoles

There are two control consoles. These consoles permit selection of special background material and the control of categories of information presented. They are located at the Controller and the Director of the COC positions.

Subsequent to the installation of this system for use in support of the air defense operations of NORAD, the Ballistic Missile Early Warning System was developed, assigned to NORAD and became operational. Launch and impact position information are generated by BMEWS. It was felt that this information could be of importance to the decision process. As the installation of ICONORAMA was well along and there was no available space for another large board display, it was decided to superimpose the BMEWS impact data display upon the existing ICONORAMA aircraft threat displays.

### major problems

The major problems met in integrating the BMEWS display with the existing ICONORAMA at that time were the following. The original contract called for no supporting documentation in the form of manuals because the contractor was to furnish the trained maintenance personnel and whatever circuit diagrams they needed to accomplish their work. Effectively, the NORAD system was one of a kind. The BMEWS system furnished impact points and a confidence figure so that an ellipse representing the area wherein the missile might fall with the given confidence could be drawn. This required a new computer to drive the plotting projectors for BMEWS. The optical systems for the BMEWS system had to be aligned and distortions due to parallax compensated for.

Finally, during the initial phases of the system checkout problems arose in the slide change mechanism. In order to meet this problem, the BMEWS projector slide change mechanisms were modified and the display subsystem of BMEWS was made operational in time to meet the operational date of the Thule BMEWS site.

Other problems which have arisen and been solved include the hardness of the opaque emulsion on the glass slides. For some time there were cases where the emulsion was extremely hard and the stylus could not remove the emulsion from the slide. These hard spots would cause discontinuities in tracks, characters and ellipses. Changes in the quality control procedures by the contractors were able to practically eliminate this problem. As styli wore and the point became more blunt, there was a tendency for them to pick up emulsion and broaden the etched lines considerably beyond the limits established in the acceptance tests. Harder and more uniform styli with the improved quality control of the emulsions corrected this problem. A major criticism of the system appears to be that, for the system to be used effectively, the ambient light conditions in the environment require an appreciable night adaptation on the part of people working in the area.

The system has been in operation for over four years. In that time, the Space Detection and Tracking System (SPADATS) has been added to the NORAD inventory. This has created problems as there is data which should be made available to the NORAD staff on large displays. This has been attempted with varying degrees of success dependent upon the orbital parameters of the satellite on display.

Based upon evaluations accomplished under AFSC cognizance in support of military command and control, it was recommended that techniques other than those used in the NORAD ICONORAMA system be used in the Cheyenne Mountain Complex Command Post displays. ■



# GRAPHIC DATA PROCESSING

by IRVING ABZUG

During the most recent Fall Joint Computer Conference, IBM introduced graphic data processing equipment which adds to the flexibility of IBM System/360 by making it possible for man and machine to exchange graphic information at electronic speeds. Designed to help engineers, designers and businessmen work directly with graphics—charts, curves, sketches and drawings, the new system allows the user to communicate with a computer in almost the same way he talks with his colleagues. The instantaneous handling of graphic information in a computer-controlled system will reduce the time gap between the birth of an idea and its execution.

The main elements of the system include: a System/360 processor; visual display consoles with electronic "light pen" and vector graphics capability; a 35mm film recorder for output of computer-generated graphic information; and a 35mm film scanner which permits computer-directed "reading" of graphic images recorded on microfilm. The scanner converts these images to digital form for further processing by System/360 (models 30 through 70 with a minimum of 64K core) or for storage in peripheral discs, drums or tapes.

The graphic data processing system offers new capabilities in computer-aided design, development of engineering drawings or preparation of statistical business graphs under computer control. It can be used in a variety of information-handling activities which are basic to business, science and industry. These include:

**COMPUTER-AIDED DESIGN**, for dynamically solving design problems that are common to industries such as electronics, manufacturing or aerospace; or for modifying existing product drawings already stored on microfilm or within a data processing complex.

**GRAPHIC FILE MAINTENANCE**, for updating and maintaining microfilm files of blueprints and working drawings, construction plans or public utility distribution network drawings.

**GRAPHIC DATA REDUCTION**, for conversion of graphically recorded information, such as electrocardiograms, into digital form for computer processing.

**GRAPHIC DOCUMENTATION**, for recording business statistics represented in graphs and charts on film while making information available for computer processing.

**HIGH SPEED RECORDING**, for transferring to film, at rates up to 20,000 lines a minute, information stored on magnetic tape.

The units that compose the graphic data processing system are the IBM 2250 display console, the 2280 film recorder, the 2281 film scanner, and the 2282 film recorder/scanner which can perform either function. Each of the units can be used independently.

A variety of programming routines will be available to users of the graphic data processing system. Programming support, under operating System/360, will consist of:

- an IOCS for one or more model 2250 displays;
- problem-oriented routines which provide the 2250 and the film recorder with the facility for defining grids, scaling coordinates, plotting lines and labeling graphs;
- problem-oriented routines to scan film input and to simulate the IBM 1403 printer on film output; and
- an IOCS which enables information to flow between System/360 and the 2280, 2281 and 2282.

## the display


Tables, graphs, engineering drawings, messages and charts can be generated on the display's 21-inch cathode ray tube. Images of this information are generated by a computer program which positions and deflects the CRT's electron beam to any of the 1,024 by 1,024 addressable grid points on the 12-inch-square display area. These images consist of points and line segments; the latter can be of any length or orientation. By proper combination, the display can produce lines, arcs, circles or more complex geometric figures, and an unlimited variety of graphic symbols.

A vector generator permits the display of straight lines of any length and direction between any two addressable points by merely specifying the end points of the desired vector.

The vector display time is variable depending on length, ranging from 16.8 microseconds for short vectors to 100 microseconds for a long vector—a full-screen deflection of 1,023 raster units, or 1,024 points in the X or Y axis on the 12-inch square display area. Identification of a point or a vector requires four eight-bit characters of storage. An alphanumeric character, which requires one eight-bit character of storage, can be displayed in 15 microseconds. The regeneration rate of the displayed image is not fixed and varies with the size of the image.

A character generator permits display of alphanumeric characters in two sizes at any of either 1,715 or 3,848 addressable positions. The fixed standard character set contains 63 characters. The character generator decoding matrix will convert the input character code to a series of vector strokes which form a character.

The 2250 display unit is available in two models. The model 1 has a self-contained control unit, while the model 2 attaches to a separate control unit which can drive up to eight displays. The multiple display control unit—the IBM 2840—contains buffer storage for 8,192 alphanumeric characters of information, a character generator and multiplexing circuitry. The 2840 can be expanded to 16,384 characters. Each buffered character in the 2840 is available at a 2.1 microsecond rate. Up to eight control units can be linked to either a multiplexor or selector channel of System/360. The length of time required to



*Mr. Abzug is manager of image processing at IBM's Data Systems Div. Development Laboratory, Kingston, N.Y. Prior to this, he was manager of the firm's 7000 series and 1410 system engineering. He has also held various engineering development positions in the company. He holds a BS in electrical engineering from the College of the City of New York.*

## GRAPHIC DATA PROCESSING . . .

display a full buffer's storage depends on the length of the vectors and the amount of the buffer allocated to the particular 2250.

When using multiple displays, the buffer storage feature provides the display unit with a local buffer which can store images for regeneration purposes. The use of a buffer allows the display unit to operate concurrently with the computer system, freeing the main storage for other purposes. Data is transferred between the buffer and central processor unit under program control. The portion of buffer storage to be used for any attached display unit is program assignable and can be varied under program control. Each display unit can be independently operated. When using multiple displays, it is possible to generate different images simultaneously on each display.

Since an image is transferred only once from main memory to the buffer, there are savings in storage cycles and channel time. The buffer also is used to enter messages from the alphanumeric keyboard.

Three manual input devices are available with the display—the alphanumeric keyboard, a program function keyboard and a light pen. They provide dynamic interaction

1. With light pen, engineer indicates sequence of steps to be executed.
2. Displayed then is a subprogram enabling retrieval of electrical circuit from computer.
3. Under computer control, a schematic of circuit on which engineer is working is displayed.
4. Engineer has drawn input wave form at left; values of

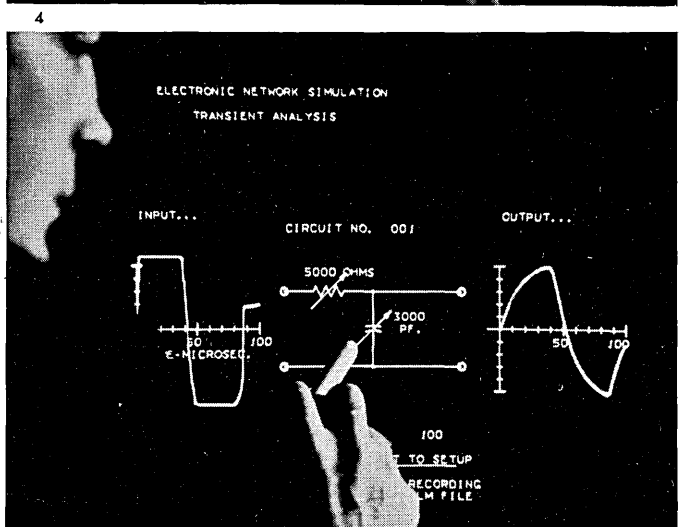
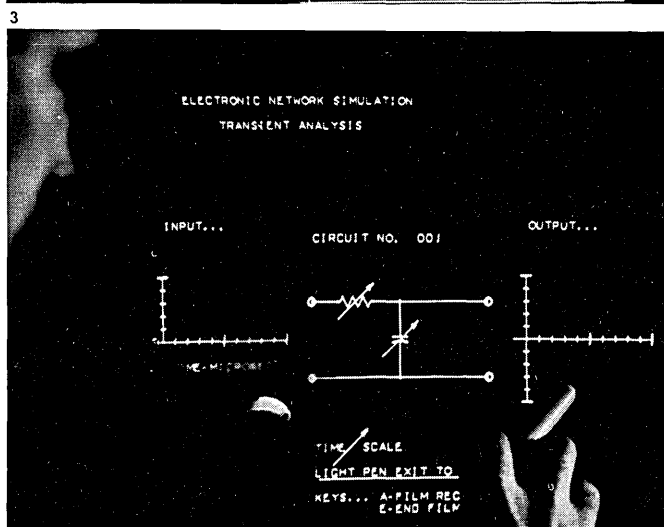
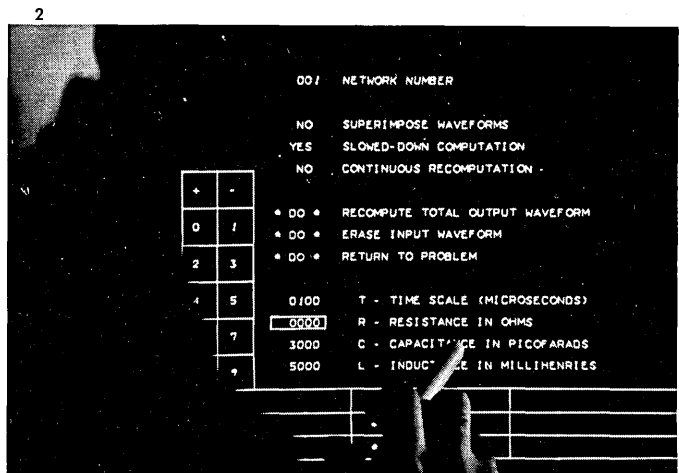
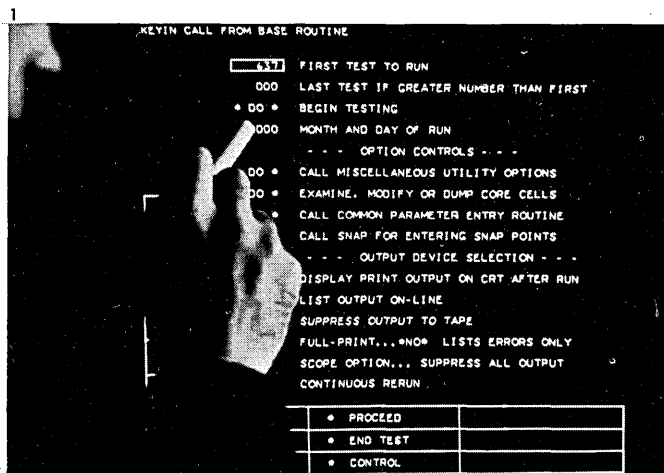
between a user and the computer-controlled graphic data processing system.

The alphanumeric keyboard can be used for editing or composing messages to be generated by the display. As the message is composed, it is displayed for verification and then is transferred on demand to the computer's main memory. A symbol called a "cursor" appears on the screen to identify the location at which the next character of information from the keyboard will be displayed.

The program function keyboard contains 32 keys, 32 indicator lights and interchangeable plastic overlays. Each key's function is program-defined and is identified by a coded overlay which fits directly over the keyboard. Eight overlay code-sensing switches enable the program to determine the function called for by the overlay. A subroutine associated with the overlay code and the function key selected indicates to the computer what action should be taken on the displayed image on the CRT.

The light pen enables the user to communicate with the computer by merely pointing the device on the display screen. The light-sensitive element in the pen generates a signal when the pen is positioned on a section of the image. The light pen's response is transmitted to the computer which relates the identified section of the image to its equivalent digital representation in memory. The

various circuit elements appear in center. Based on these, computer determines characteristics of the output wave form, displayed at right. To redesign circuit, engineer can change value of its elements by pointing light pen at vector arrows (shown) and computer adjusts values by predetermined increments.



selected portion of the image then can be modified under control of the user's programs stored in the computer.

By appropriate keyboard action and programming, the light pen can be used to create, add, delete or re-arrange displayed data. The light pen or program function keys, or both, can be used to reduce, enlarge, move, rotate, or animate displayed images. Grids can be defined, coordinates scaled, lines plotted and graphs labeled.

### **the film recorder**

Graphic and alphanumeric information is recorded on unspocketed 35mm film. Digital and analog circuitry directs the motion of an electron beam across the face of a high precision CRT in the film recorder. The beam's light is projected on to the unexposed, silver-emulsion film used to record images. The exposed film may be developed in the recorder or be moved directly to the take-up cassette for off-line developing. The microfilm reproduction of the image can be viewed on the recorder's rear-projection screen prior to entering the cassette.

The film transport includes film cassettes, electro-mechanical components which move the film through the recorder and vacuum columns for film buffering. Each cassette can hold a 400-foot reel of film supplied on daylight-loading spools; threading of the film is automatic.

Images to be recorded, including curves and circles, are made up of a series, or combination, of straight lines which are formed within a 4,096-by-4,096 coordinate grid. The computer program provides the X- and Y- coordinate positioning values which control the CRT deflection system. Also associated with each coordinate is a control bit which specifies whether the electron beam should be turned "on" or "off," while the deflection system is sweeping from the starting point to the end point of the line or vector. The time required to generate a line is a function of its length; it varies from 102 to 408 microseconds. The program specifies one of two line densities, normal and light. The latter can be used for grid background and dimension lines. The program also can specify one of two line widths—nominally 0.00075-inch and 0.0018 inch.

The recorder also uses the character generator of the control unit. In this case, the character generator enables alphanumeric characters and graphic symbols to be generated at an average rate of 40,000 a second. The character generator decodes each character and automatically converts it to a series of strokes which form the graphic character.

Three character sizes are available. Spacing between characters is automatic or programmable. Up to 150 lines, each containing up to 204 characters can be recorded within the total 1.2-inch square image. The character generator provides 63 different alphabetic and numeric characters and symbols.

Strokes can be used to produce any type of characters. In this mode, the program provides a series of strokes to form a character. Each stroke occupies one character of storage and is defined by its end points on an 8-by-8-point matrix. Strokes can be recorded at a four-microsecond rate.

After each image is completed, an instruction is issued to advance the film. There are four selectable film-advance distances to accommodate different image formats and applications. The exposed film is moved into a vacuum-column storage loop which can hold up to 32 inches of film. From there, the film is fed to the film processing station for developing, fixing and rinsing. After moving through an air-drying station, the film is immediately available for viewing on the rear-projection screen or for storage in a cassette. The film is processed at the rate of 40 inches per minute.

After the first image has been exposed, it can be proc-

essed and projected within 48 seconds. Projected film images are magnified 19 times actual size, thus providing a 22.8-inch-square projection from a 1.2-inch-square image. The operator can control the motion of the film at the projection station.

### **the film scanner**

This unit scans microfilm images and transmits them, in digital form, to a computer. It can convert 35mm negative images—light lines on a dark background—directly into digital data.

The scanner utilizes the same techniques for handling vectors and strokes as the recorder. For a scan vector, light from a CRT electron beam—the same one that is used by the recorder—is directed along two paths: one through the film to a photomultiplier tube and the other directly to another photomultiplier. By comparing the amount of light passing through the film with the light intensity of the CRT beam, the scanner's circuitry can determine whether a strike has occurred. A strike is a response which is above a preset level of light intensity set by the computer program. The response to a scan vector is digitized into 16 parts. A response bit is obtained for each part encountering a strike. Scan vectors can be repeated at the rate of one every 102 microseconds.

The light intensity level can be preset to any of 63 increments which represent the range between zero and the maximum light transmission level of the film. Once the information has been converted to digital form, it can be modified, stored permanently or updated by the computer under control of a user's program.

Image registration within the film gate may be program-or manually-controlled. Film frames may be scanned for reference data and then moved forward or backward by programmed increment of 0.012-inch to establish proper registration. The operator accomplishes manual registration by using a built-in scan image view screen and manual controls for film movement.

A variety of programmed scanning techniques can be used. Among them are raster scanning and edge following.


Raster scanning can be used in searching, automatic film registration and many general image retrieval jobs. With this technique, the image is examined by parallel beam sweeps. The data acquired is then correlated and analyzed by the central processor. A raster can be generated that covers any area of an image to a fineness, or precision, pre-set by the computer program. A rapid, coarse search can be made until a part of the image is encountered, and then the scanner program can switch to a slower fine-scan pattern which prepares response data for the central processor.

Edge following employs a variable vector probe which can be directed to move along a boundary between two selectable levels of image density. The probe can be programmed to report its position periodically, or to report a minor or major change of direction. This technique is useful in detailing topological boundaries.

The power of the film scanner will be enhanced as scanning techniques grow in sophistication. Because of the wide range of jobs and applications which can be addressed by this equipment, it was decided not to constrain the scanning techniques available to the user by fixing them within the equipment. Rather, the techniques were left completely flexible and under control of the user's program.

Graphic data processing enables a user to become an integral part of a data processing complex. The new techniques allow direct man-machine exchange of graphic information, and make possible instantaneous intervention to provide an optimum combination of human judgment, computer speed, and accuracy. ■





## IT'S EAI, IT'S FLOATING POINT, IT'S READY FOR DIGITAL SIMULATION

The EAI 8400... more than simply a major technological advance... is a high-speed digital computer with a heritage of over 15 years' experience in scientific simulation. The EAI 8400 is a 32-bit word system with floating point speeds significantly faster than other medium-size computers (5.5 usec floating multiply). From its 64K word memory capacity, to its Real-Time Fortran IV, it is uniquely appropriate for the solution of complex problems in simulation and scientific computation. The EAI 8400 is backed by over 1,000 large scale hybrid and analog computer installations, supported by an extensive service organization and Computation Centers around the world.

**EAI**<sup>®</sup>  
ELECTRONIC ASSOCIATES, INC., Long Branch, New Jersey

CIRCLE 20 ON READER CARD

# Dear Mr. President:

I am worried about my country. We have so much poverty and unemployment in the midst of plenty, and indications are that poverty and unemployment will increase even as plenty will also.

As a practitioner in the computer field, I have occasional twinges of conscience about my role in the process whereby computers displace persons who are then unable to make a decent living. I have these twinges of conscience even though I see some (not all, mind you) of these computers doing things better, faster, more accurately, more everything than any person could do. Up until a few years ago, most of my colleagues, my professional organizations, my employees, their customers and their government sponsors were silently certain that computers would be largely a blessing and cause only temporary human dislocations. We thought that our society was competent enough to realize the promise of advanced technology. Today, many of us are not so sure. I'd like to tell you exactly why I myself have doubts.

When an intellectually honest and competent scientist finds in his work that his deliberate actions lead to undesired or unexpected results, he re-examines the assumptions that guided his actions. This is sensible, even in fields outside of science, because actions based on erroneous assumptions are likely to be wrong and almost certain to be irrelevant.

The task of finding a valid set of assumptions in science is often difficult: it is especially hard when the current set of assumptions has worked for so many years that one has gotten to depend on them as "eternal" truths. The physicists' commitment to Newton's "Laws" of Motion is a case in point. Physicists resisted adopting Einstein's formulations even though the assumptions of Newton did not hold in certain situations. But when progress in science is more important than the preservation of beliefs in assumptions that no longer hold (however politically sensitive the questioning of these beliefs may be in the scientific community), then the assumptions are

discarded and promising alternatives are devised and tested.

I am not an economist. Yet, I can observe that our economic attitudes and actions have resulted in the unexpected and undesirable consequences of increasing poverty and unemployment in the midst of increasing plenty. So, in this sensible spirit of science, I have tried to uncover and examine the assumptions that constitute the rationale for the well-intentioned War on Poverty and for other legislation in the economic field. Congress and the Administration are doing what they are doing (tax-cuts, education, training and retraining, and public works programs) because they believe that these measures will raise the purchasing power of the heads of American households and of American industry to a sufficiently high level that American industry will then have to employ most of the labor force (appropriately trained and geographically located) together with its machines (however many, productive and versatile) in order to produce and distribute what Americans and others will need, want, and then be able to



*The founder and former president of the Computer Control Co. Inc., Dr. Fein is currently an independent consultant at Palo Alto, Calif. At Raytheon, 13 years ago, he led a team that designed and built RAY-DAC, one of the first large-scale computers. He is also a constructive critic of the work of his colleagues, professional societies, and the world at large.*



# "Usually it takes months to get a computer system going. Ours was running six weeks after they rolled it in."

"We'd heard discouraging reports of computers that didn't begin to show promised results for a year after being installed. That wasn't true with our NCR 315. Six weeks after it arrived, it was turning out a heavy load of sales statistics, stock turnover and inventory reports besides doing all kinds of other corporate data proc-

essing. That was just the beginning. It's been processing about 500,000 invoice items a month. And we're still exploring new applications. One obvious and welcome benefit is: we've shortened the time gap between the accumulation and the final evaluation of sales data. That means money in the bank for us. The 315 is more

than earning its keep by saving time, increasing sales information, and thus increasing our control over our own business. Unusual? I'd call it essential." Joseph A. Grazier, President, American Radiator & Standard Sanitary Corporation, New York City.



# N

# C

# R

BE SURE TO VISIT THE NCR PAVILION AT THE NEW YORK WORLD'S FAIR.

THE NATIONAL CASH REGISTER COMPANY ®

CIRCLE 21 ON READER CARD

buy. I understand that most economists in the U. S. share this belief. Not only do Congress, The Administration, and the economists believe that at the moment we have in the labor force about as many persons as we need to fulfill demand, even taking into account computers, automation, and technical advancements, but that this will continue to be so for at least the next 20 years. So why worry?

It is generally admitted that many persons are not yet adequately educated and trained and that some of them are not yet in the geographic areas where good jobs are available. To meet these recognized deficiencies, Congress is acting: we have programs to educate and train people to prepare them for jobs, and programs to move these people to appropriate areas. If we consider that a 3.5% unemployment rate is tantamount to full employment, then a succinct, explicit statement of this conventional assumption is:

At this moment, and for the next 20 years or so, the demand for products and services, including public works, education, urban renewal, household goods, etc., can be met only if we employ at least 96.5% of an appropriately trained and geographically well placed labor force and utilize a substantial fraction of our computers and machines to conceive, develop, produce and distribute these goods and services.

Defenders of this conventional assumption hold that computers, automation, and the like are but another form of advancing technology and that, as in the past, advancing technology brings with it a net gain—not a net loss—in requirements for human labor to fulfill an ever increasing demand.

I myself should like to believe that this assumption is still valid. But the economic implications of adopting this assumption (or any other, for that matter) are so vital and so crucial that we shouldn't accept as evidence for its validity what amounts to hope that what was valid in the past will be valid in the future. In order to shed light on the validity of this assumption, we must have the following:

- (1) An estimate of demand—i.e., a list of those goods and services that will probably be demanded and could be paid for, in the future, year by year, for 10 years, starting in 1965;
- (2) A statement of the size, composition, and productivity of the labor force together with computers and machines in each of these 10 years;
- (3) A prediction based on (1) and (2) that gives for each of the 10 years, 1965-1974, the number of persons in the labor force and the fraction of the future machine capacity, that will be utilized to meet the predicted demand of (1).

If such estimates based on relevant and accurate data were available, particularly (3), then they would serve to determine the degree of confidence one could have in this assumption, or in any other proposed assumption.

For instance, a few people have proposed what might be considered a counterassumption:

At this moment, and in the future, the demand for products and services, including public works, education, urban renewal, household goods, etc., can be met by employing an ever decreasing percentage of an appropriately trained and geographically well placed labor force and utilizing a substantial fraction of an

ever increasing number and variety of increasingly productive computers and machines to conceive, develop, produce and distribute these goods and services.

Defenders of this counterassumption insist that machines are already so numerous, productive, versatile, and reliable, that any realistic future demands could be met by largely utilizing such machines together with a relatively small fraction of the labor force. The remainder of the population could be freed to undertake legitimate preoccupations of their own choice. Prediction (3) could serve to indicate what degree of confidence we might have in this counterassumption.

Doubts must be raised about the adequacy and relevance of tax-cuts, training programs, the War on Poverty legislation, etc., until convincing evidence is given for believing the validity of the conventional assumption rather than that of the counterassumption. And the best kind of evidence I can now imagine is to have (1), (2), and (3).

I realize that (1), (2), and (3) may be extremely difficult to obtain. Nevertheless, I cannot be persuaded that the difficulty of obtaining them diminishes by one iota the absolute necessity of our having them if the Congress and the Administration are to act rationally, relevantly, and prudently:

I am aware that Title I of the Manpower, Development, and Training Act of 1962, as Amended (42 U.S.C. 2571-2620) states "It is therefore the purpose of this act to require the Federal government to appraise the manpower requirements and resources of the Nation and to develop and apply the information and methods needed to deal with the problems of unemployment resulting from automation and technological change and other types of persistent unemployment."

But the Secretary of Labor, to whom Congress assigned this task under this law, has been unable to gather such data and evidence, not because he refuses to, but because the economists in the Department of Labor and in the universities don't know how to—apparently the state-of-the-art of developing and applying these methods and information is not yet sufficiently advanced.

Mr. President, I therefore suggest that you set up a task force to do the admittedly difficult task of first developing the means of estimating and then applying these means to estimate (1), (2), and (3) and thereby to find the answers to the most important economic questions of our time: Do we or don't we have millions more people in the labor force than we need to fulfill demand? Will we or won't we have tens of millions more people in the labor force than we need to fulfill future demand?

Respectfully yours,  
LOUIS FEIN

*P. S.* Let's assume that at this moment we do have as many persons as we can use to fulfill demand and that the legislation of the War on Poverty and other measures are relevant. Isn't it plausible that U. S. science and technology is advancing at a sufficiently great rate that at some instant soon we will have just one more person than we need, then two more, then 10 more, then thousands more, then 3.5 million more, then tens of millions more . . . ? Is it not imperative that we start right now seeking alternative viable economic policies for coping with such contingent conditions—instead of gambling that the roof won't fall in? There is so much to lose by being unprepared for such an eventuality—and so much to be gained by being ready for it. ■

# THE LARGE SCIENTIFIC JOB SHOP

by L. I. PRESS

Although the purposes of the variety of installations that can be lumped under the heading "scientific job shop" are diverse, a possible path of evolution can now be perceived. In considering this predicted change of approach, our remarks will be confined to the framework of existing or announced equipment.

The urge to change present practices springs from two sources: changes in installation goals and the relaxing of constraints on current shops.

The compelling goals of computing installations have always been that they process as many jobs as possible during a period of time and that response to the user be rapid. It is a rare shop which these requirements have not kept operating at a level close to the constraints imposed by hardware and systems limitations.

The pressures on capacity are constantly increasing for a variety of reasons. As service improves, the user is able to submit more work in a day and get on to new projects sooner. The increased load may be alleviated by a greater tendency to pursue projects in a serial fashion; however, as programmer efficiency grows (regardless of the source of this growth) aggregate demands upon the shop will grow.

It is implicit in the foregoing that there be sufficient new work for the computer. I feel that it is a safe generalization that the backlog is constantly growing as a result of innovation in the recognition of computable problems, the dropping cost of computation, relaxation of hardware limitations, growing numbers of computer knowledgeable persons, growing educational requirements, reformulation of approach to previous applications, etc. The net effect for many shops is a dramatic mismatch between today's capacity and tomorrow's, or even today's requirements—a mismatch that shows no sign of yielding.

Given that capacity pressure exists, what constrains the computing shop?

Constraints may exist in both hardware and systems areas. Attention has been given to both fronts. Hardware and

preparing for the change

systems have pushed each other through several different approaches (the term evolution would imply a more orderly progression than has been observed). Manual loading of decks and paper tape has given way to various sequentially oriented operating systems, with the availability of magnetic tape. Asynchronous channel operation and attendant multiprogramming oriented systems have appeared.

More recently we see a variety of systems built around configurations where two or more computers communicate, either through common storage devices or direct access to main memory. In all of these developments hardware and systems approaches have developed in consort and at commensurate rates.

As we scan the equipment of today, however, the constraint in this dimension appears to be receding at a rapidly accelerating pace. Mass random memories have under-



Mr. Press is an assistant professor of business administration at San Fernando Valley College in California. Formerly with IBM, he was engaged in systems engineering and worked on shared-file operating systems. He has presented papers at the '63 ACM conference and the IBM National Systems Engineering symposia. He holds a BS and MBA from UCLA.

gone capacity growths of several hundred times; main memories are now described in  $k^2$  rather than  $k$  and nanoseconds rather than microseconds. CPU operations require nanoseconds and are performed by several autonomous units operating in parallel. It is nearly incidental that conventional I/O devices perhaps double in speed because real-time devices, graphic devices, image processing equipment, etc. for both local and remote operations are becoming available (along with the complementary communications capability).

This type of relatively sudden order-of-magnitude relaxation of hardware constraints dictates the need for innovation in the systems area. Systems design might progress in the following way at a large installation which does indeed foresee a need for grossly expanded capacity.

### **selecting a processor**

One course of action is the addition of units similar in nature to those in use. While possibly offering some short-run relief, this approach is undesirable for two major reasons:

1. The anticipated computing load would require so many such machines as to be untenable from an economic or operational standpoint.
2. A large class of problems exists which cannot be solved on these machines.

A second, more suitable solution is the use of one very large computer. With the most powerful computer available, the installation will be able to process virtually any computer-soluble problem.

The economic limitations of the smaller machines are obviated by the fact that the capacity of a computer grows considerably faster than its cost. New machines will compute in the range of 100 times the speed of machines currently in use and have available more than 100 times the core storage capacity, yet cost only about three times as much.

The fact that capacity increases of several orders of magnitude are represented by the processor implies that the method of operation must be different than with current systems. It is no longer sufficient to consider the processor as an autonomous device being given jobs by operators with the aid of peripheral computers. Extrapolating from current practice, some 100 to 150 operators and peripheral machines would be required to service such a processor.

### **monitor operations**

A more efficient mechanism must be found as the interface device between the processor and the persons who are solving problems. The mechanism must be capable of assembling programs and data from a variety of sources into easily handled job "packets" for the main processor and, after processing, present the results to the problem solver. In addition, scheduling the activity of the processor must be handled. Since an inordinate number of operators would be required to provide these monitor functions in the conventional manner, alternatives must be considered. Two approaches seem feasible.

1. Usurp a small portion of the processor's time and storage and allow it to fulfill the monitor function.
2. Introduce a second, less powerful, computer into the configuration and delegate these tasks to it.

Several factors will influence the relative economy of these alternatives.

The nonlinear speed-cost relationship indicates that the first approach is superior from a time standpoint; however, the relatively high cost of the main memory of the main processor pulls toward the second. In the specific installation, the nature of the job mix and of input/output media will determine monitor time and storage require-

ments and hence the placement of the monitor functions. A diverse array of input/output devices and operational modes would indicate large storage requirements and therefore favor the secondary computer approach. A preponderance of relatively long jobs with straightforward input/output would favor the stand-alone configuration.

The key point is that definition of the monitor functions is independent of their implementation and their residence. Thus we may discuss the system in terms of these functions as provided by independent entities, noting that the choice must be made in view of the particular installation.

### **user interface devices & storage**

In addition to the monitor functions associated with bridging the gap between the processor and user, we must consider the form of information at this interface. The 100-150 card read/punches and printers which would be required using current media are clearly intolerable from an operational or economic standpoint. Some other basic information storage media must become part of the system, meeting the following basic requirements:

1. Massive capacity—to match the literally unbounded information capacity of cards, tapes and printed output.
2. Portability—to provide ability to easily remove or add selective increments of storage related to specific projects.
3. Random accessibility—to allow the monitor system to assemble jobs from the entire program/data store and to allow demand display of output.

Several currently announced devices meet these requirements. They have sufficient capacity to allow users to maintain private program/data files to which the monitor machine may have direct access. The basic storage medium is generally portable in units of several million characters to allow for exceptional requirements.

In addition to program/data storage, the mass random file may serve as high volume output media. A variety of display consoles and printers on the monitor machine will allow for selective examination and processing of output, thereby eliminating the extrapolated printing requirements.


### **buffer & problem storage**

A final major functional requirement must be met if the processor is to be used efficiently. A buffer of staging area for jobs that are waiting to be processed and for recently produced output should be provided between the processor and monitor. This staging area will allow the monitor and processor to work asynchronously, eliminating the possibility of periods of time when one must wait for the other (interlocking). The characteristics necessary for this "inventory" store are:

1. Random accessibility to allow the monitor to present jobs to the processor in any order and to reschedule jobs dynamically.
2. Sufficient capacity to hold several pending jobs and output strings to allow continuous operation.
3. Extremely high transfer rates to feed the main processor in a manner which is commensurate with its speed (120-170 times today's tape and disc files).

This requirement is fulfilled by currently available large core storage units which allow the processor and monitor machines common access to several million words of addressable core storage.

It is apparent that the large core storage unit will provide for greatly enhanced system throughput by cushioning the interdependence of the monitor and processor and by providing a reasonable input/output rate for the latter. Perhaps a greater contribution of the bulk storage device than efficient processing of normal jobs is that it will allow great breakthroughs in the flexibility of the





# Break the Red Tape Habit

You can sum up the difference between new Celanar polyester film and the other product in two words: *meaningful service*. Which means you get answers—and action—fast. There's no red tape with Celanar film.

That's why so many manufacturers are now switching to Celanar polyester film by Celanese. For magnetic tape. Packaging. Engineering reproduction. Metalizing. Stationery and office supplies. And electrical applications.

Case in point: The cleaner the polyester film, the better it processes. To ensure maximum cleanliness, Celanese produces Celanar film in a sealed-off "White Room" clean enough for surgery. It's by far the most modern in the industry.

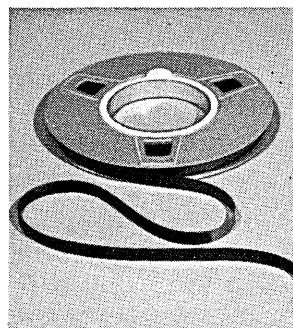
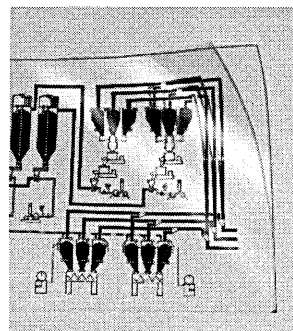

Another case in point: When essential, Celanar polyester film is shipped with temperature recording flags, to alert you to any harmful environmental changes suffered in shipment—before you put it on the processing line.

Other unique advantages that make Celanar polyester film your best buy include the fact that Celanar film is *protected against dust contamination* by use of non-fibrous plastic cores. That for critical applications it may be *shipped with Impact Recorders* to protect you against accepting film jolted and damaged in transit. That its splice-free roll lengths are *tailored to its customers' specifications*.

This is the kind of meaningful service you would expect from Celanese Plastics—whose operating philosophy is that the customer, not the supplier, is always right. Celanese Plastics Company, 744 Broad Street, Newark 2, N. J.

Celanese® Celanar®

## Celanar® Polyester Film



Cutting through red tape to bring you answers and action *fast* is a specialty at Celanese. And it's just one of six meaningful service advantages you get when you switch to new Celanar polyester film.

*Celanese*

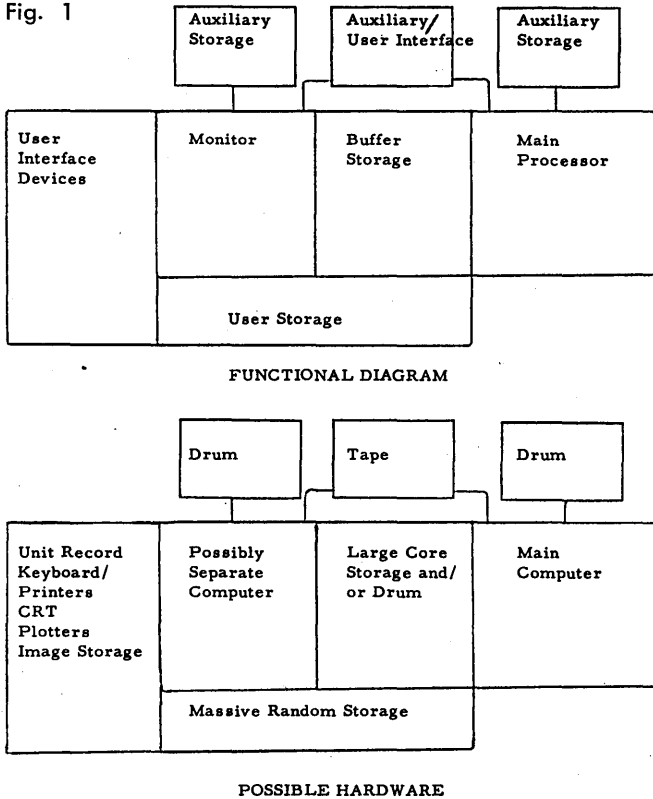
approach taken in the formulation of both usual and exceptional problems.

With about 100 times the addressable core storage of the machines currently in use, problems which today are insoluble, computationally uneconomical, or handled in a cumbersome and time-consuming manner will be processed efficiently. If one considers the ability of a computer with storage capacity of this magnitude to store entire (non-segmented) programs and process very large increments of data internally, problems which are unthinkable by today's standards are solved in a straightforward manner and today's 24-hour-long jobs are run in minutes and seconds. This broadening of the vistas of computability is perhaps the most important contribution of the large core storage unit.

**auxiliary storage**

The problem-solving capability of the main processor may be further enhanced by a third level of storage, probably a high speed drum. Such units provide several times the bulk store capacity with very high transfer rates. They will serve as a most useful adjunct during the solving of very large problems where voluminous intermediate

Fig. 1



results and data must be stored. In addition to broadening the problem solving capability of the processor, drums will provide storage space for special system control programs, programming language processor, e.g. FORTRAN, etc. This latter function may be performed by a disc file in the case of the multiple processor installation.

Both the auxiliary and buffer storage requirements will be affected by the nature of the installation requirements—i.e., the job mix. If relatively few long duration jobs are processed and input/output requirements are either low or of necessity from other than buffer storage, an electromechanical device may suffice entirely as buffer storage. A compromise to be evaluated is a relatively small core storage unit, augmented by, say, a drum, for the buffer function. In addition, the processor may be required to have

direct access to tape as part of its auxiliary storage for certain jobs.

Even if this last condition is not the case, the relatively small cost of making the tape units of the monitor machine available to the processor via either manual switching, programmed switching or pooling and the flexibility of degraded operation of the processor alone makes this desirable. If the monitor functions are provided by the stand-alone configuration, the foregoing access to tape is free. The five major functional units—processor, monitor, buffer and problem storage, user interface devices and storage, and auxiliary storage—are illustrated in Fig. 1.

**implementation**

The fact that some of the hardware discussed is several years from delivery, and that extensive planning and preparation are necessary to implement such a system, indicate the desirability of evolution to the complete system. The flexibility provided during evolutionary stages is a key point in favor of the performance of the monitor and processing functions by separate computers. The evolution might progress in three stages:

**Phase I**—Installation of a relatively small computer, which will eventually serve as the system monitor. This early installation will immediately be able to absorb a portion (or perhaps all) of the current computing load and therefore help pay its own way. In addition, it will be a necessary tool in the planning and implementation of the monitor programs. If it is compatible with the main processor, installation personnel can obtain experience of even wider value. The configuration should be specified as nearly as possible as a subset of that planned for the final monitor machine, particularly if all or part is to be purchased; however, the interim role as a "conventional" processor must be considered.

**Phase II**—At this stage a processing machine will be introduced into the configuration. Though due to delivery and planning requirements it will not be the ultimate, it should be able to further relieve the installation computing load while providing for further evolution. If the stand-alone approach has been decided upon, the original machine may now be dropped and the monitor programs tailored to the processor-monitor.

In either case, the buffer storage, user storage, and user interface devices should all be introduced at this point. Systems programming and checkout may now proceed as necessary for the final complex. Users may begin to plan and program problems which make use of the large core and auxiliary storage. More important, they will begin operating and formulating problems in terms of the mass data store, selective output concept and new user interface devices. This latter activity will provide operating experience and user requirements which will be "fed back" for the final detailed planning and implementation of the third phase.

**Phase III**—Primary equipment changes will be the installation of the final processor and user interface devices. The installation will now be at its full computational power. As stated previously, planning and delivery constraints have delayed the processor installation to this point (probably three to four years). The final specification of user interface devices has been postponed to this point for different reasons. First, the relatively short time from announcement to first deliveries of such equipment indicates that much of what will be installed is yet to appear in the market place. Second, the Phase II operating experience will have its greatest impact upon this portion of the system, and finally, the relatively low cost of such devices allows more "hands on" implementation and requires less advance planning. ■

■

# U.S. Navy chooses PRC's JOVIAL compiler

■

...for its newest computer

■

The Bureau of Ships has made a competitive award to PRC for a JOVIAL compiler for its most advanced militarized general purpose computer.

PRC's design goal is to build a compiler over 20 times faster than the JOVIAL compiler currently in use with the CDC 1604A. PRC's JOVIAL compiler will be implemented for Navy's CP667.

Utilizing the recently developed and proved concept of syntax-oriented compiling, the new JOVIAL is sensitive to a system-wide data dictionary (COMPOOL). An extension of the language will make it possible to refer to a library of machine language functions.

Other features include extensive code-optimization, noting and discarding (during compilation) of statements containing errors, automatic introduction of debugging aids into object code if desired, and use of the compiler as part of a system or by itself.


Call or write now for information on how PRC can apply its great depth of experience to save you time and money on your JOVIAL compiler. Planning Research Corporation, 1100 Glendon Avenue, Los Angeles, California, 90024.



**PLANNING RESEARCH CORPORATION**

LOS ANGELES / WASHINGTON / ENGLEWOOD CLIFFS, N. J. / NORFOLK  
ST. LOUIS / SAN FRANCISCO / ST. PETERSBURG / HONOLULU / PARIS

*Providing assistance to Government and industry in systems engineering, economic research, and information systems—for more than a decade.*




THE NEW  
BETTER *RAM*


EASY TO OPERATE  
FINITE CAPACITY



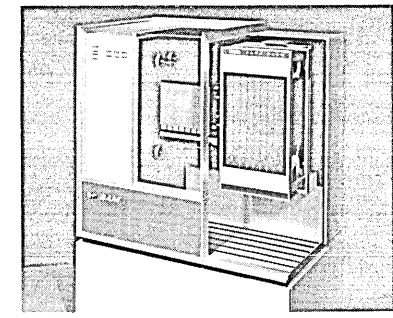
operator selects proper Tape Pack



latches Tape Pack into RAM



touches start button



loading completed automatically, capacity infinitely expandable.

# the **RAM**® a completely new concept in random access memory

**TWICE AS FAST  
DOUBLE THE CAPACITY  
COMPLETE  
DATA SECURITY  
LOWEST PRICED UNIT  
AVAILABLE TODAY**

A random access memory unit that costs *less* than competitive equipment is news in itself. But when you add to it doubled bit capacity, immediate check-read-after-write capability, and complete data security, you begin to realize what new — *new from Potter* — really means.

The RAM\* is a fast access, infinitely-expandable cartridge-loaded memory device. Its revolutionary new drive system permits using high density magnetic tape loops in random access memory applications for the first time. Still another revolutionary development — a read-after-write head — permits a complete write and check read operation in less than 90 milliseconds. The fastest available!

Potter's unique Tape Pack cartridge is another feature that really sets the RAM apart. Tape Pack cartridges need no more special handling consideration than a briefcase. Even if a cartridge is accidentally dropped to the floor, data remains secure. And because critically fabricated disks are eliminated, Tape Packs are less than half the cost of disk packs.

But these are just the highlights of this remarkable breakthrough in random access memory equipment. Get the full details on the new Potter RAM for yourself. Write or wire Potter today.

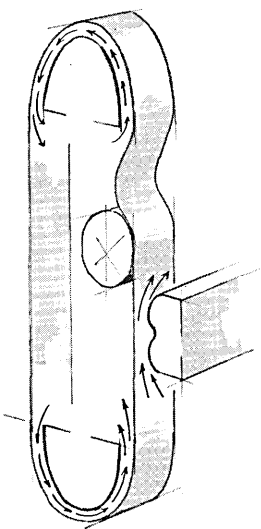
\*Registered trademark of Potter Instrument Company, Inc.


## SUMMARY SPECIFICATIONS

On Line Capacity (millions) . . . . .	50.2 bits
Average Head Positioning Time . . . . .	62.5 ms
Average Latency Time . . . . .	25.0 ms
Average Access Time . . . . .	87.5 ms
Check Read Delay . . . . .	0.3 ms
Check Read-After-Write Cycle Time . . . . .	87.8 ms
Data Transfer Rate (Bits) . . . . .	600 kc/s

**FLEXIBLE  
TAPE LOOP  
STORAGE  
MEDIUM**

tape loops float over stationary bearings on cushions of air... "fly" past write/read head without making physical contact. Years of trouble-free operation are assured.






**UNIQUE  
TAPE PACK  
CARTRIDGES**

rugged plexiglass and aluminum cartridges protect tape during both storage and operation. Dirt, dust and contamination are sealed out.

# POTTER




**INSTRUMENT CO., INC.**

151 Sunnyside Blvd., Plainview, N.Y. (11803) 516-OV-1-3200  
Cable: PICO, TWX: 516-433-9320

**THE LEADER IN EDP EQUIPMENT**



# Who'd have thought one perforation flaw could tie-up your EDP system for a day?



## We would.

Because we've seen perms separate when they were supposed to hold. And hold when they were supposed to separate. But that's because they weren't Machine Mated like those from Standard Register. Our forms (including the perms) are designed for your system — as dictated by end use and subsequent handling operations. Tailored to meet the high-speed printer's requirements — and yours. Machine Mated forms cover the full range of sizes, plies, carbons and fastenings to give you consistent, trouble-free performance. No one can match the quality of Machine Mated forms. And we guarantee this quality in writing. (No one else does.) So tell us what type of EDP system you have. And we'll see that you get a free Machine Mated Forms Specification Chart to help you get more trouble-free work out of it. Just call our local representative or write us at Dayton, Ohio 45401.

**MACHINE MATED™ FORMS BY STANDARD REGISTER**



# ADAMS' COMPUTER CHARACTERISTICS

new format  
new hardware

by DAVID E. WEISBERG\*

With 1964 behind us, it is perhaps appropriate to sit back and take a brief look at what has happened during the past year. It surely was not dull as far as the computer industry was concerned. Over 45 general-purpose computers were announced during the year, increasing emphasis was placed on integrated product lines with a large degree of flexibility in developing various configurations, computers oriented to multiple on-line users mounted in popularity, and small high-speed computers selling at less than \$30,000 appeared on the scene.

To keep pace with the dynamic aspects of the computer industry, we at Adams Associates decided to make some changes in the format of the *Computer Characteristics Quarterly*. As the reader can see from the entries below, which are the additions to Section I of the December issue, these changes place more emphasis on the storage capabilities of the systems. During the past year there has been a clear trend toward increasing the significance of peripheral equipment in relation to central processing units when configuring evaluating computer systems.

Consequently the type of memory is not mentioned unless it is other than magnetic core, and the number of

addresses in each instruction has been eliminated because it is considered to be of marginal value due to the rather complicated internal logic of many new machines. Likewise, since the maximum number of magnetic tape units is virtually always greater than what anyone would reasonably use, especially as mass storage units become more popular, it too has been deleted.

The major addition to the *Quarterly* is detailed information on disc and drum memory units; average access time (including latency), transfer rate, and capacity per individual unit. One can expect that most manufacturers will connect as many mass storage units to their computers as a customer desires, although this can sometimes be quite expensive. To save space, we have also assumed that software is now available or will be when new machines are delivered, and that the business compiler is COBOL and the scientific compiler is FORTRAN with no differentiation made between the various dialects of each.

These changes, we feel, will meet with the approval of the many subscribers to the *Computer Characteristics Quarterly* and enhance the value of the publication to them and others who use it.

## SECTION 1

	Monthly Rental Typical Range	First Delivery Month and Year	Processor Speed Complete Add Time in Microseconds	Storage Cycle Time in Microseconds	Internal Storage Capacity in Thousand Words	Word Size Magnetic Tape Thousands of Characters per Second	Buffering	Read Forward and Reverse	Disc Storage Capacity per Unit	Access Time in Milliseconds	Thousands of Characters per Second	Drum Storage Capacity per Unit	Access Time in Milliseconds	Thousands of Characters per Second	Peripheral Devices Central Processor In-Out	Paper Tape Characters per Second In-Out	Printer Lines per Minute	Off-line Equipment	Other Features Program Interrupt	Index Registers	Indirect Addressing	Floating-point Arith.	Memory Protection	Byte Manipulation	Console Typewriter Software Algebraic Compiler Business Compiler	
PHILCO 2000 Model 213	\$78,000	9/65	.55 <sup>c</sup>	1.15	32-2000 <sup>b</sup>	56b	90-240 MRWC	✓	83.2 M <sup>k</sup> 140	1000	16 M	2000	17	2000 <sup>m</sup> 100	1000 60	900 300	1000	✓	8	✓	✓ <sup>u</sup>	✓	✓	I/O	✓ <sup>y</sup> ✓	
C. Instruction look-ahead (four-level) and asynchronous, overlapped core banks allow increased internal speed. D. Multi-processor system permits four main processors to access large common core storage simultaneously. M. 600 cpm reader and 200 cpm punch available. U. Double-precision, floating point included.																			Y. ALTAC (FORTRAN II-type compiler in addition to FORTRAN IV.							
CONTROL DATA 3800	\$50,000 (45-80)	1/66	.8 <sup>c</sup>	.8	32-262	48b	30-120 <sup>a</sup> MRWC	✓	33 M	83	4 M	2000	17	1200 250	1000 110	500 1000	3200	✓	6	✓	✓ <sup>u</sup>	✓	✓	✓	✓ <sup>z</sup>	
C. Overlapped core banks and look-ahead feature allow increased speed with 3600 software now operational. G. See CDC 3600. U. Double-precision floating point included. Z. Compatible																										
EAI 8400	\$10,000 <sup>a</sup> (5-25)	3/65	2.75 <sup>c</sup>	2 <sup>d</sup>	4-64	32b	15-96 MRWC	✓	—	—	—	—	—	800 <sup>m</sup> 300	500 110	600 <sup>p</sup>	—	✓	7	✓	✓ <sup>u</sup>	✓	✓	✓	—	
A. No rental prices announced. Prices derived from purchase price. C. Applies to fixed and floating-point arithmetic. D. Overlapped core banks allow increased internal speed. 16 word fast memory available. M. 200 cpm reader and 100 cpm punch available. P. 132 columns. 300 lpm printer available. CRT display and light pen available. U. Double precision included.																										
IBM 360 Model 20	\$1,700 (1.2-3.6)	5/66	7 <sup>c</sup>	3.6	4-16 <sup>e</sup>	1a	—	—	—	—	—	—	—	1000 500	—	350 <sup>r</sup> 600	—	—	✓ <sup>s</sup>	—	—	—	✓	—	—	✓ <sup>s</sup>
C. Add time is for four digits. E. Each character is eight bits or two decimal digits. P. Up to 750 lpm possible for numeric information. S. Eight general registers used as accumulators or index registers. Z. Report Generator.																										


\*Mr. Weisberg is a senior staff member of Adams Associates, and editor of that firm's well known and widely used "Computer Char-

acteristics Quarterly," available for \$10 a year from Adams Associates, 142 The Great Road, Bedford, Mass.

# PIECEWORK PROGRAMMING

The price is right

by WILLIAM ROLPH

 "It all started when I was still inside the corporate shell," Hank Watson, vice president of Data Processing Systems,\* said. "When I told the management what kind of salaries should be paid to attract the people who could do the job right, they said that would upset the wage structure of the whole company."

Two years after breaking out of the shell, Watson now presides amiably over the sales activities of an unusual programming services operation that has attracted 24 major clients, just concluded a \$400,000 fiscal year, established a new method for measuring and rewarding the efforts of analysts and programmers, and given competitors fits by setting firm prices for finished programs based on the number of instructions delivered.

The company now operates from two offices. One is in North Hollywood, Calif., and managed by H. V. Nichols, president and co-founder with Watson. The other is on the

Stanford Univ. campus and is headed by John V. Erck. Watson flies back and forth, handling sales for both.

Both offices stick strictly to their business-applications knitting, leaving scientific programming and the mysterious delights of compiler building to other firms.

"We often get requests for these services," Watson says, "and are glad to pass them on to people we know who can do a good job."

When it comes to business applications, though, DPS is ready to go. They have lost only one bid so far, and Watson attributes this record to the company's pricing policy. The main feature of this policy is that a customer pays by the instruction instead of by the hour or over-all job.

"Of course, we'll give them a price in the conventional

---

*Bill Rolph is a free-lance writer and editor who has been on the fringes of the computer world for 10 years. He and partner Dick Salzberg prepare advertising, public relations and technical material for manufacturers and users.*

\*Now a wholly-owned subsidiary of Informatics, Inc.

way if they want it," Watson says. "But we always add that the other method has never failed to produce big savings. That seems to be enough to convince them."

The ability to establish a price-per-instruction schedule is a product of the combined experience of founders Watson and Nichols. Nichols is the money man, having some 24 years experience as treasurer or controller for several major corporations. Watson, already an old hand in the CPC and 601 days, has invested 26 years in data processing and was dp manager for General Controls, Rocketdyne, and several others.

Although prices are quoted by the instruction, this includes the whole spectrum of activity involved in coming up with the finished program: logic detailing, testing, compiling, debugging, and full documentation.

Prices are computed by taking into consideration the type and configuration of equipment to be used and what software is involved. Records are kept in a form similar to a manufacturing job card and these are made available to the client as verification of the work done.

Being able to predict costs, of course, is a neat trick and is really the result of long experience applied to close analysis of the records.

"I can tell you, for example," Watson says, "that one of our programmers working on a tape 1401 job will produce 12 instructions per hour or roughly 100 per day. This is close enough for me to make an accurate estimate of what we should charge."

An equally important ingredient of the DPS plan is that the same figures are used to allocate incentive pay to the programmers. They get a base salary, to smooth out the peaks and valleys of being paid by the job, and a quarterly bonus reflecting their efficiency.

So how do they make out?

Watson says: "They do 35 to 40 per cent better than inside the corporate shell."

### **the goodwill problem**

Customer relations is a delicate subject with programming firms. Since they regularly serve as an extension of the customer's staff, they are more akin to consultants than to companies with a product for sale on a take-it-or-leave-it basis. They must be prepared to exit quietly when the job at hand is done, leaving everything in good order for the regular troops.

This situation inevitably has some effect on how the outside group operates.

In programming methods, for example, DPS leaves the choice of symbolic languages to the customer. They will, of course, offer suggestions based on what the client has been doing and the nature of the job. But the client must make the final decision.

In documentation, the effect of this in-and-out condition is especially strong. The paperwork is meticulous, complete, and—perhaps most unusual—understandable to noncomputer people.

It gets done in this way.

A project manager is appointed by DPS with over-all responsibility. His first job is to screen the customer's specifications, relate them to DPS standards, and resolve all questions in regard to the dimensions of the project and the procedures to be followed.

When agreement is reached on these matters, the work is divided among the members of a team. A typical task might require one man for each of these categories: writing a flow text, coding, documentation, compiling, and testing.

The flow text becomes the basis of other documentation, as well as the initial outline of the project. It consists of a plain-English list of statements covering all processing and is preceded by a simple summary of what is to be

done. This list is most thorough and, like the rest of the documentation, is delivered with the program. For a sample job, it would be followed by a list of switches and halts, card layouts, disc layouts, report layouts, operating instructions, sample output, cross reference list and auto-coder listing.

Anyone familiar with the customer's business, computer-man or not, can follow and understand the flow text. Since it can be edited like a manuscript to reflect changes, then retyped, it doesn't suffer the typical fate of a flow chart in gathering mysterious shorthand notations made by people who don't seem to be with us any more.

This extensive documentation—especially the flow text—thus offers a way around the "crutch problem," well-known to users, of outside programming outfits. The customer presumably has everything he needs for maintenance and updating of a program.

### **around the corner**

There are major changes in store for the company now, applying their measuring and pricing techniques to a broader area.

The first change is in the nature of the work sought and the sort of people DPS will be recruiting. So far, the company has handled logic detailing, based on the client's existing systems analysis, and the actual programming. Now, however, Watson feels that there really is a new generation of computers that will force a drastic reworking of many companies' systems and standards. The primary characteristic producing this effect is the ready availability of mass random-access storage at relatively low cost. A second cause is faster and more flexible input-output equipment.

The plan is for the company to tool up and meet the predicted demand by acquiring experienced executives along industry lines. These new people, in conjunction with the present staff, will form teams able to back up a step in the information-handling process and establish new systems and procedures to fit the changed situation.

Second big change at DPS will be in the scope of services offered. Expansion in this area includes the acquisition of a 64K IBM 360, now on order and expected in July, '66. It will be housed in the North Hollywood office.

It will be used to supply computer time to customers who don't have one, to handle overloads, to prove out programs prepared for clients, and for programming research. It is this last enterprise that is closest to Watson's heart. His opinion is that various businesses have basically similar functions, close enough that general-purpose programs can be prepared and, when slightly modified, fit a specific company's needs. He agrees that these functions are only similar—not identical—and that management has varying goals and dreams for their separate objectives. Nevertheless, he sees business applications packaged in modular fashion as widely adaptable.

"They ought to be like ready-made suits of clothes," he says. "Everybody will have to be measured for cuffs, of course, and most of them will need the sleeves altered, but there's no point in starting all over again every time for all these essentially standard applications."

Watson also has an answer to the question of when corporations will adopt a professional data processing structure to handle their own work inside.

"The idea will never be sold from within," he says. "The proper organizational structure will be established by outside professionals and finally accepted by corporate management. Then it will be adapted and maintained—after acceptance of principles developed outside."

Watson clearly intends to be one of those who do the developing.

He doesn't want to get back into the shell. ■



+ FORECAST  
 ▽ LINEAR TREND  
 □ ACTUAL SALES  
 ○ CENTERED AVERAGE


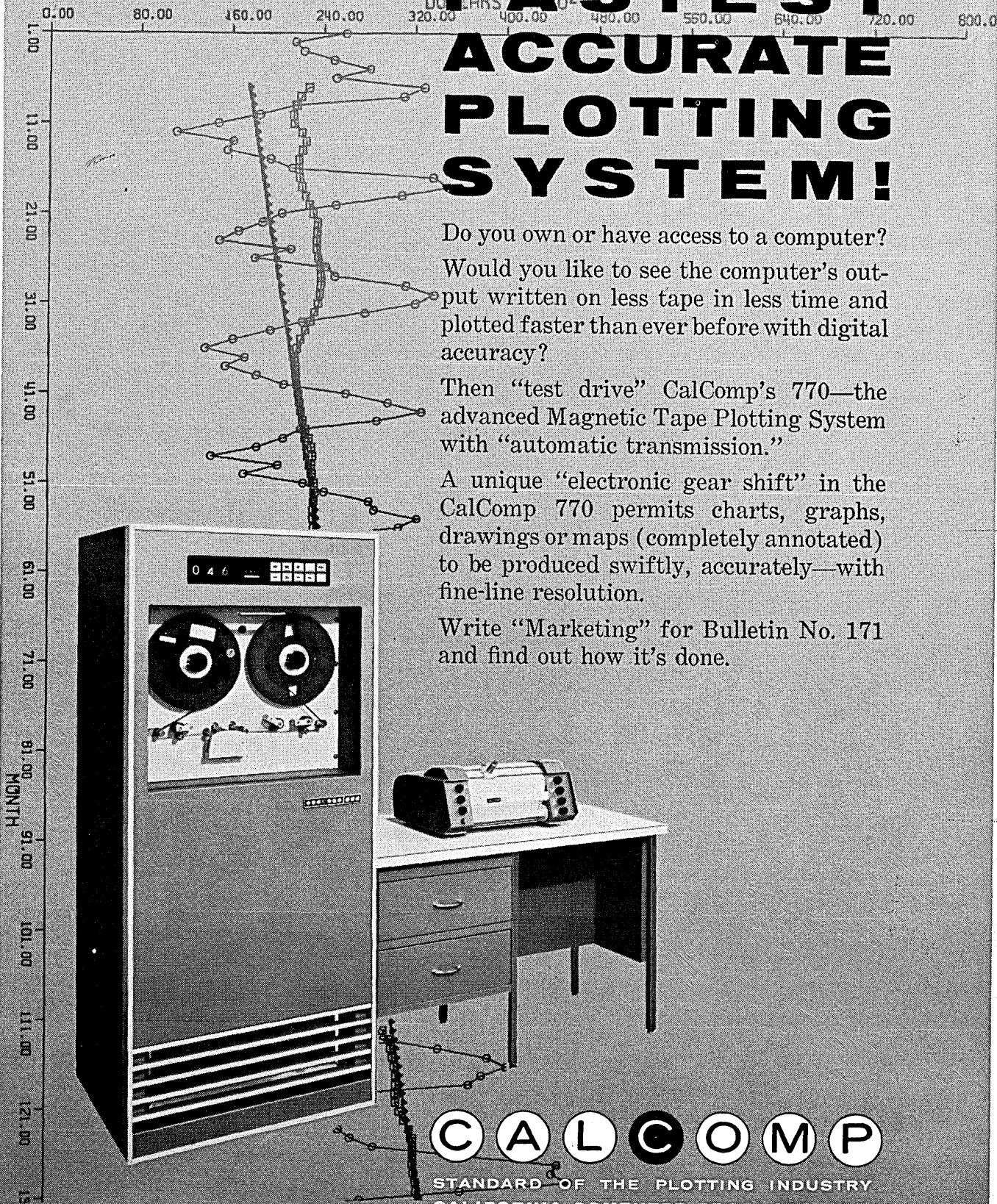
# MEET THE FASTEST ACCURATE PLOTTING SYSTEM!

Do you own or have access to a computer? Would you like to see the computer's output written on less tape in less time and plotted faster than ever before with digital accuracy?

Then "test drive" CalComp's 770—the advanced Magnetic Tape Plotting System with "automatic transmission."

A unique "electronic gear shift" in the CalComp 770 permits charts, graphs, drawings or maps (completely annotated) to be produced swiftly, accurately—with fine-line resolution.

Write "Marketing" for Bulletin No. 171 and find out how it's done.



**CALCOMP**

STANDARD OF THE PLOTTING INDUSTRY  
 CALIFORNIA COMPUTER PRODUCTS, INC.  
 305 Muller Avenue, Anaheim, California • (714) 774-9141



# DIGI-COMP USER REPORT

by Karen Ann Schneider

I admit that my "toy" computer, Digi-Comp I, fascinates me. Although frankly when my mother gave it to me for my birthday I was not too impressed. My parents are the conscientious type. They are always giving us these little deals that are supposed to make studying fun, or sugar coat the pill, or something, but seldom do. My brother, who is two years ahead of me in the tenth grade, said you won't be able to assemble a working digital computer, let alone program anything. Realizing his ulterior motives, that he wanted it for himself, I said please don't trouble yourself, I am sure I will get along all right. After all, there are directions.

My Digi-Comp I is made of polystyrene plastic, rectangular in shape and about twelve inches by five by four. I keep it on my dressing table in my room. It is red and white, and there is something neat about the way it looks. The parts such as the clock, logic rods, logic tubes, clock tubes, read-out and flip-flops teach computer functions. It is a complete mechanical equivalent of an electronic computer which exposes the fascinating work of the operations hidden within the circuits of an electronic brain.

I followed the directions in the construction guide, which has detailed pictures. The parts are all numbered and no glue or tools are required. There are 16 diagrammed steps to assembling it and then you are ready to check it out, and that is when I began to get fascinated with it really.

The instruction manual explains what a computer really is, and then after you have checked out your computer you get into programming and experiments. The riddles and games are fun, but I am more interested now in figuring out my own experiments.

## problems solved

One of the problems that I had the most fun with was the logic riddle, "Guess the Number." In this problem, I asked my friend to guess a number between zero and seven. And with three questions, I guessed or rather computed the number she had picked. The three questions were: 1) Is the number even? The answer was no. 2) Is the number 0, 1, 2 or 3? Again, the answer was no. 3) Add 10 and divide the result by 6. Is the remainder 0, 1, 2, or 3? The answer was yes.

The first step was to program the machine according to the chart in the manual. On Slide A, I put the logic rods on 1 (true), 2 (false) and the clock tubes on 1 and 2. On Side B, the logic rods went on 3 (true), 4 (false), 5 (true) and 6 (false). The clock tubes were placed on 3 and 4. On the C Slide, the logics went on 3 (false), 4 (false), 5 (true) and 6 (false). One clock tube went on 5 and the other on 6.


Step Two was to make sure that the clock was out all the way to the right in the active position. With the manual tabs of the flip-flops, my next step was to enter the answers to the three questions into the Front Panel, by entering a 1 if the answer was yes and 0 if the answer was no. Then I cycled the clock once and the number my friend had picked appeared on the Front Panel in the binary system. The last step to the problem was to transfer the number from binary to decimal. The number turned out to be 5.

Another more useful problem was that of the binary counter, which is used in nearly all digital computers.

As in all the other problems, the first step is to program the machine. On Slide A, the logic rods went on 1 (true),

2 (false), 3 (true), 4 (true), 5 (true) and 6 (true). The clock tubes went on 1 and 2. On Slide B, the logics went on 3 (true), 4 (false), 5 (true) and 6 (true), and the clocks on 3 and 4. On Slide C, I placed the logic tubes on 5 (true) and 6 (false) and the clock tubes on 5 and 6.

Next, I made sure the clock was in the active position and entered 0 for the three flip-flops. As I cycled the clock slowly, the computer counted in the binary system. It was



extremely easy to convert to the decimal system by means of Front Panel Card I, which gave the decimal equals of the binary numbers.

I also got increased status when I took my Digi-Comp I to my math class one day. My teacher was quite thrilled with it. It tied in with our studying binary arithmetic, which is really the language of computers. I told him I thought he ought to recommend the use of Digi-Comp I in all math classes throughout the school system, and he said he couldn't agree with me more.

I was looking at my Digi-Comp last night before I went to bed and I thought, why is it so fascinating to me? Maybe because there is something magical about it; with it you can see logic done before your eyes, where before logic was done inside people's heads and therefore invisible to the naked eye.

Then I thought no, it is because it is a part of my world, which is the world of tomorrow. I was playing a record that I love. Dizzy Gillespie. And I thought these things are all a part of a new different life; no one knows what it will be like, terrible or beautiful or both, and that is why I am fascinated.



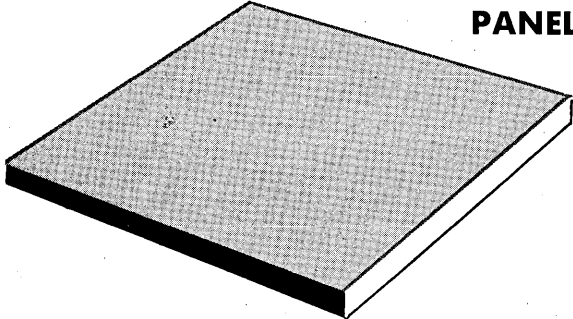
*Miss Schneider is a freshman at Bridgewater-Raritan High School in Bridgewater Township, N.J., and a system analyst specializing in the operation of the child-scale computer described in the April Datamation, p. 98. She reads at least one book per week, currently a Dickens novel, and last year worked on the school yearbook staff, and is the daughter of a plant superintendent for a plastics firm.*

**BEFORE YOU CONTRACT FOR**

# ELEVATED FLOORING

**IT PAYS TO TAKE A SECOND LOOK!**

## PANELS

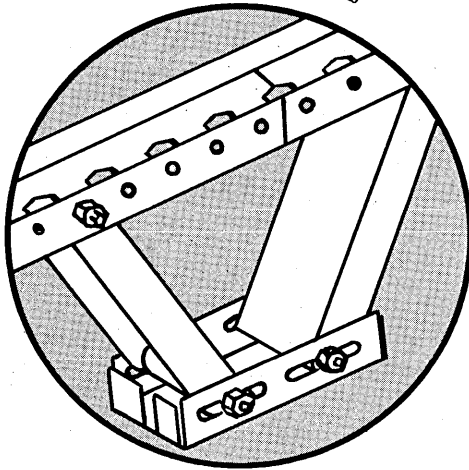


Panels available from elevated flooring manufacturers vary considerably in terms of abrasion and indentation resistance.

Sample panels of A, B, and C might look alike. But what does the Taber Abraser (standard test for abrasion) show about elevated flooring panels? It proves the STRATO-FLOOR molded fiberglass panel to be *20 to 30% more mar- and-abrasion resistant and totally free of indentation!* Indentation tests, with compression pressures of up to 5000 lbs. through an individual caster wheel, show that all panels tested, *except STRATO-FLOOR*, had permanent indentation.

STRATO-FLOOR panels, of course, are non-conductive and light-weight and are available in plain colors or mottled patterns.

## SUB-STRUCTURE



For maximum strength, minimum deflection, the STRATO-FLOOR sub-structure features the patented STRATO-TRI-JACK, which utilizes the strength of the triangle in its design.

Conventional types of jacks in other elevated flooring systems support the stringer and floor at one concentrated point. The STRATO-TRI-JACK distributes support of the stringer over a larger area, increases the load-bearing capacity and provides greater strength and rigidity. Supports a live load of 250 lbs. per square foot and a point load of 1000 lbs. with at least 4 factors of safety.  $\frac{1}{8}$ " galvanized steel channel is the strongest sub-structure on the market.

## CONTRACTOR-RELIABILITY



STRATO-FLOOR elevated flooring is sold and installed by STRATO-FLOOR, INC. or by licensed STRATO-FLOOR distributors. They are reputable contractors, carefully selected by STRATO-FLOOR and known for reliable and conscientious work in the communities they service.

*This is important.* Before you contract for elevated flooring—get full details about STRATO-FLOOR. Write us for further information and the name of your STRATO-FLOOR distributor.



**STRATO-FLOOR, INCORPORATED**

795 East 152nd Street • Cleveland 10, Ohio

Phone: Liberty 1-4200

# THE VIDEOFILE SYSTEM

i.r. hardware from Ampex

The Videofile information retrieval system is a completely automated micro-filing system which stores documents on magnetic video tape and provides automatic access and much flexibility in updating. Introduced by Ampex Corp. in August of this year, the Videofile system is reportedly the first micro-filing system with the flexibility necessary for high-speed automatic handling of documents in large, active files.

Television and television tape recording are the methods by which the Videofile system acquires and stores material. Magnetic video tape is the microstorage medium on which television images of document pages are recorded.

In any large, active storage system, requirements such as fast automatic access, flexibility in updating and compression of stored data are always of prime importance. Before the Videofile system, no system met all three requirements.

First, the Videofile system provides fast, automatic access. It can respond to a request for information through a keyboard, punched cards from a computer or other input methods. The requestor may see a file, page by page, on a television screen or receive printed copies of documents seconds after making the request. File users may be located in various parts of a building or even hundreds of miles away. A document is immediately available to any number of requestors.

The Videofile system provides complete flexibility in deleting, replacing or relocating file entries without disturbing other material. In most micro-storage systems, total system flexibility is the sacrifice that must be made to reduce bulk. For instance, a system making use of reeled microfilm as a storage medium would compress material, but it would be impossible to expand a reel of film to include new files or replace obsolete entries without reshooting and reprocessing a complete reel. With the Videofile system, an individual document page may be deleted, added, replaced or relocated without recopying the reel of magnetic tape.

Although the Videofile system is custom engineered to a specific application, it makes use of off-the-shelf components. A basic system consists of a Videotape television recorder with built-in electronic editing capabilities, a television camera, an indexing unit, television receiver and/or electrostatic printer.

Precise access to individual file entries is made possible by an electronic editor and the Editec time element control system. Editec and the electronic editor work together to make possible push-button location of each individual item of information recorded on video tape.

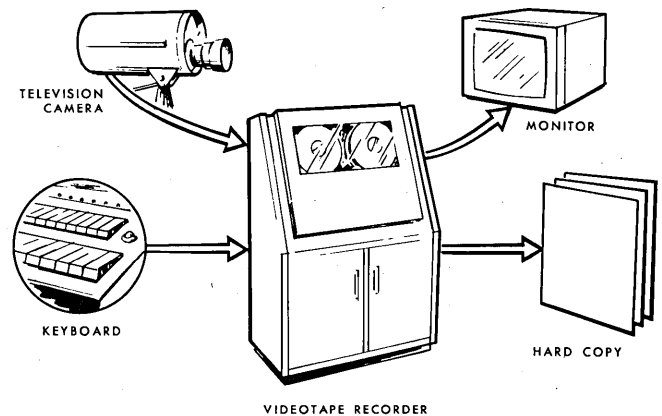
The first Videofile system will be delivered to NASA's George C. Marshall Space Flight Center, Huntsville, Alabama, next spring. It will be used for filing and automatically retrieving technical reports of components tests and reliability data for use by NASA centers and prime contractors located throughout the U.S. Storage of more than 250,000 document pages on each 14-inch reel of standard video tape will be possible. Users at a variety of locations will have immediate and simultaneous access to any part of the file.

The Videofile system will be the key element in NASA's PRINCE reference library and will be divided into two

sections: a master file and a reference file. There are two Videotape recorders in the master file section, one for input and storage and the other for copying. Each page of a report is televised and simultaneously recorded on video tape on the storage recorder. Copies of the master tape are then made on the copy recorder and sent to the reference section where they are placed in a ready position on the third recorder.


As each document is recorded on the master recorder, an address is recorded on an auxiliary track of the video

BASIC VIDEOFILE SYSTEM



tape. For automatic retrieval of documents at the reference section, a specific address, corresponding to the desired document, is fed into the Videofile system. The document's position on the tape is automatically found and an image of each page is sent to a buffer storage unit, which permits an electrostatic printer to produce a printed copy of each page. Eventually, NASA expects to have many stations throughout the nation equipped for direct access to the PRINCE reference files. ■





# THE WELL- DRESSED PROGRAM- MER

- 1) Hat to cover hair pulled out in frustration.
- 2) Calibrations on lenses for sizing up secretaries.
- 3) Ivy-League-styled narrow lapels and mind.
- 4) Short tie to prevent entanglement in card-reading machinery.
- 5) Self-addressed job offers for mailing at salary review time.
- 6) Alcohol-resistant suit.
- 7) Handy resume pocket.
- 8) Glove for preventing Coffee Cup Callus.
- 9) Attaché case containing professional supplies:
  - a. Upper lip stiffener (spray can),
  - b. Package of rubberized points for stretching,
  - c. Fifth of 110-proof inspiration,
  - d. Knits for picking,
  - e. Fifteen (15) stock excuses, e.g.,  
 "It's machine failure."  
 "It's the programming system."  
 "It's operator error."
  - f. Condiments for inclusion in programs:
    - 1 quart of flexibility,
    - 1 gross of modular designs,
    - 2 gross of open ends.
- 10) Boots so won't get cold feet.
- 11) Hobnails to prevent slipping on schedules.
- 12) Wide soles for thin ice.
- 13) Pants to plan by seat of.
- 14) Pillow to help absorb staff shake-ups.
- 15) Large pocket for the Big Picture.
- 16) Bottomless pocket for keeping maintenance requests.
- 17) Pencils with no lead, which will not write documentation.
- 18) Plasticized shirt so won't lose same on contracts.
- 19) Coin to aid key-decision making.
- 20) Confident expression for scheduling meetings.
- 21) Rose colored glasses to look at customer complaints with.




---

Wiley books in the field of datamation.  
Examine your choices now, on approval.

---

**A GUIDE TO COBOL PROGRAMMING.** By DANIEL D. MCCrackEN. A thorough treatment of this common business-oriented language. Includes case studies, many review questions and answers. 1963. 182 pages. \$4.95 ■ **METHODS OF INFORMATION HANDLING.** By CHARLES P. BOURNE. Summarizes methods, techniques, and equipment, plus costs and limitations of various systems. 1963. 241 pages. \$1.95 ■ **AN INTRODUCTION TO PERT.** Prepared by FEDERAL ELECTRIC CORP., DIVISION OF ITT. Gives an understanding of principles, shows how to use the technique, thereby enabling the reader to make appropriate managerial decisions. 1963. 145 pages. \$3.95 ■ **DIGITAL MAGNETIC RECORDING.** By A. S. HOAGLAND. Stresses concepts and mathematical relations, showing the significance of design parameters for performance. 1963. 160 pages. \$7.50.

**SEEC.** A series of seven volumes prepared by the SEMICONDUCTOR ELECTRONICS EDUCATION COMMITTEE for teaching transistor electronics at an under-graduate level. THE VOLUMES: 1. Introduction to Semiconductor Physics. \$4.50\*. 2. Physical Electronics and Circuit Models of Transistors. \$4.50\*. 3. Elementary Circuit Properties of Transistors. \$4.50\*. 4. Characteristics and Limitations of Transistors. In press. 5. Multistage Transistor Circuits. In press. 6. Digital Transistor Circuits. In press. 7. Handbook of Basic Transistor Circuits and Measurements. In press. (\*These volumes are also available in paperback editions at \$2.65 each.) ■ **DIGITAL STORAGE SYSTEMS.** By W. RENWICK. Concentrates on principles rather than details of particular system circuits. 1964. 212 pages. \$8.50 ■ **PRINCIPLES OF TUNNEL DIODE CIRCUITS.** By W. F. CHOW. Covers principles and modes of operation needed to realize high speed, low noise, high reliability. 1964. 387 pages. \$12.50.


**CONTROL SYSTEM DESIGN.** By STANLEY M. SHINNERS. The first book to present a unified treatment of both classical and modern concepts of theory and applications. 1964. 523 pages. \$11.75 ■ **THE DISCRETE MAXIMUM PRINCIPLE: A Study of Multistage Systems Optimization.** By LIANG-TSEN FAN and CHIU-SEN WANG. The first book-length work in English on the generalized discrete maximum principle. 1964. 158 pages. \$5.75 ■ **ELEMENTS OF NUMERICAL ANALYSIS.** By PETER HENRICI. Clearly distinguishes between algorithms and theorems, giving equal attention to each, and stressing mathematical rather than experimental principles. 1964. 344 pages. \$8.00 ■ **APPLIED COMBINATORIAL MATHEMATICS.** Edited by EDWIN F. BECHENBACH. Introduction by George Polya. Concerned with arrangements, operations, and selections within a finite or discrete system. Includes materials on problems of control and application of digital computers, information transmission, behavior of neutral networks. 1964. 608 pages. \$13.50. One of the University of California Engineering and Physical Sciences Extension Series ■ **THEORY OF SAMPLED-DATA CONTROL SYSTEMS.** By DAVID P. LINDORFF. Offers an engineering approach to both classical and modern theory, with practical design techniques relating to linear and nonlinear discrete systems. 1965. 305 pages. \$10.75.

JOHN WILEY & SONS, INC. • 605 THIRD AVENUE • NEW YORK, N.Y. 10016



# Raytheon Computer's general purpose 250 is the lowest cost Fortran processor available.

## It costs \$23,500, including Flexowriter.



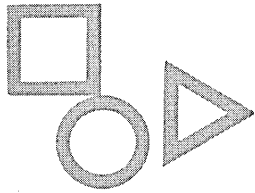
At this price, you get a 3856-word memory (expandable in economical 256-word modules); problem-solving capability of a 22-bit word (44-bit double precision); 60 built-in commands including add, subtract, multiply, divide and square root; microsecond execution times.

The 250 Fortran II package offers many advantages including fixed point constants to seven digits, floating point constants to ten digits and one, two and three-dimensional subscripts.

Besides Fortran, 250 software includes a Neliac compiler, two floating-point interpretive systems, a symbolic assembler and a library of trigonometric and input-output functions and other sub-routines. Standard peripherals include magnetic tape, paper tape reader and punch, card reader, and digital graph recorder. An authoritative engineering magazine recently surveyed the small computer field and listed the 250 as solving a given engineering design problem four times faster than the next fastest machine (reprints available on request). This kind of performance is currently at work in nearly 200 installations, with reliability exceeding 1000 hours MTBF.

A Raytheon 250 can be solving problems for you 30 days from today. Call for a demonstration or write for Data File C-101J. Raytheon Computer, 2700 South Fairview Street, Santa Ana, California 92704

**RAYTHEON**



# WORLD REPORT

## NEW TARGET: TAB INSTALLATIONS

Big Brother's Mod 20 announcement sent shudders down the European spines of France's Machines BULL and Britain's International Computers & Tabulators (ICT). In recent weeks, hordes of executives from north, south and west have been flown to Mod 20's birthplace, IBM's new Boeblingen labs near Stuttgart, Germany, for demonstrations. Viewers had no doubt but that the new Multi-Function Card Machine, a 360 peripheral, is the bait for some 8,000 non-IBM tab installations. Biggest inroads are expected in Britain where Numero Uno takes only 40% of the computer mart, about 20% of punched cards. Comparable figures for Germany: 90% all around; for France: 70% computers, 50% tabs.

(There's talk in the U.S. that Univac has a competing device in the pipeline.)

Most of those non-IBM installations in the U.K. "belong" to ICT, which is heavily involved with punched-card installations. Theoretically, if the latter can convert its tab installations to computers it could rival IBM in Europe. Whether Basil de Ferranti will be able to provide this leadership and whether the firm can produce the hardware to accomplish this remain to be seen.

## THE ISRAELI SCENE

Israel's first IBM 360 (a Mod 40) is scheduled for delivery to the government DP center in April. One of the three largest in the country, the center already has three IBM tab systems plus a 1401, and is now taking delivery of a second 1401 with six tape drives.

The two largest centers are the Ministry of Defense with two Philco 1000's and two 2000's, and the Weizmann Institute of Science with a CDC 1604 and two large Golem systems of their own making. Although IBM has 60% of the market, NCR and Elliott have made many key sales, including an NCR 315 with two CRAM units to the Income Tax Authority, an Elliott 803 installed and a 503 on order to one of the technical universities. The Hebrew University at Jerusalem is due for delivery of an IBM 7044 this year. Total systems in Israel: 20.

## COMPUTERS & BRITISH POLITICS

Labour Parliamentarian Mrs. Shirley Williams gave notice recently that she will ask the Government if "the Treasury will publish comparative evaluations made of the IBM System/360 and the ICT 1900 compatible series." Her Majesty's Treasury, pinnacle of Britain's civil service Establishment, has veto power over almost all the central government computer purchases. Computer recommendations come from its Technical Support Unit, which follows a tightly-guarded policy. Publication of its evaluations would be a complete "volte-face" of traditional civil service practice.

With a new Labour administration, elected on a modernization and technology ticket, the local computer industry is a red-hot political potato. Committed to boosting national technical prowess, central government departments have received word to buy British, assist

*Continued on page 62*

Continued from page 61

NEW & UPCOMING

a sagging industry. Local pundits forecast further aid from a new Ministry of Technology with big civil research contracts on software and an acceleration of government investment in computers.

Developed in the U.K. by an NCR team is Language H, an English-language commercial language claimed to be less ambitious than COBOL, machine-independent, and said to be compilable on small machines . . . News of a one-megabuck Atlas 3 project was released at the dedication of Manchester Univ.'s "Ferranti Computer Lab." Anomaly of the situation is that the Atlas project was hived off to ICT in '63 when Ferranti sold its dp interests. But ICT has access to current Ferranti technical know-how. With a mixed bag of five Atlas 1 and 2's being debugged in the field now, some eyebrows are raised here . . . Rumblings from the NCR-Elliott Automation partnership indicate that long-awaited hardware is on the way. Rumored to be equipment in the \$200K class, it should slot between the 503 and 803 without obsoleting current shelf items, which are old but still selling well. Elliott and NCR marketing forces have sold 160 and 40 803's, respectively. Current production is four per month. Production of the \$300K 503 runs at two/month.

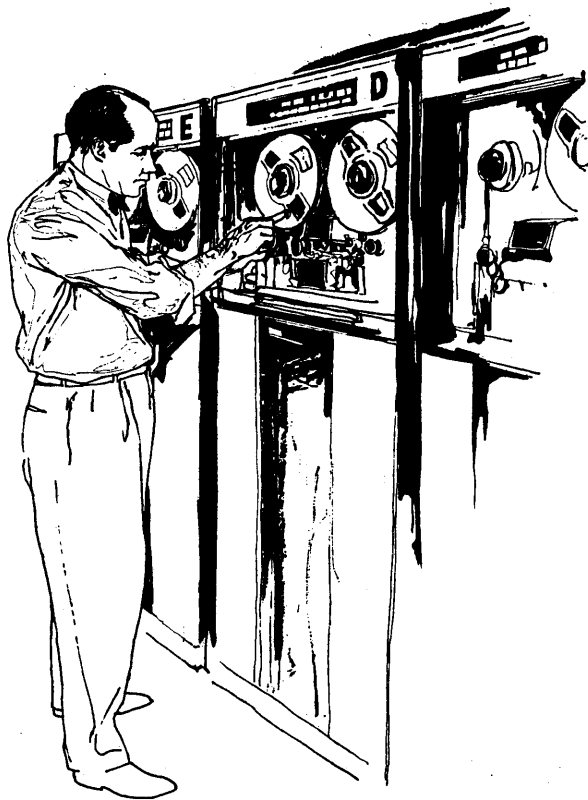
GROWTH & HESITANCY  
IN HOLLAND

The teeny Dutch firm of Electrológica NV, which specializes in scientific machines, opened a new plant last month. Old timers by computer life expectancy charts, the firm has steered Europe's ALGOL along more than most.

The neighboring electrical giant, Philips NV, still hovers on the brink of entering the market. As major components supplier through its subsidiaries across Europe, Philips has resisted entry apart from special communications gear and military applications. While industry chit-chat says the day is at hand for a decision, the Dutch giant remains silent.

ODDS & ENDS

By April's end, British European Airways starts operations with Europe's largest real-time, commercial dp system, comprising twin Univac 490's costing \$7.5 million. Twin Univac 418 communications processors are also scheduled for NASA's London end . . . Honeywell also notched up a communications-oriented order with three 200's for British Railways to do "wagon" inventory control. If successful, another dozen orders could roll in for similar work . . . Following the recent launching of the 1900 series, ICT made a complete management overhaul, the third in as many years. New managing director Basil de Ferranti has a well-earned reputation for toughness when the chips are down. Following three mergers in five years, ICT still has two men for most jobs. The remedy could be swift. The backlog for 1900's is now over \$36 million, following announcement of the 100th order . . . English Electric-Leo picked up its first Australian KDF-6 order from a major oil company. Within days, a second "down under" contract followed. Adding these to a recent South African sale, EE-Leo had a million-dollar Merry-export Christmas. Both EE-Leo and ICT, under existing agreements with RCA, can manufacture the new Spectra 70 line. Hitachi (in Japan) is reportedly "very interested" in getting production rights, as Siemens & Halske (Germany) recently did.



## What's so important about the conductivity of computer tape?

### in a word: Static!

At least, MAC Panel thinks it's important. Simply because a tape with high conductivity bleeds off, or absorbs, static charges built-up by friction. And this static is a problem. It prevents uniformity of the tape's motion inside the vacuum columns — too much static and the tape will actually adhere to the sides of the column. Static affects the lateral conformance of the reel wind. And, static attracts drop-out causing dust—even in the most rigidly controlled atmospheric conditions. ■ High speed transports . . . polyester base materials . . . all


contribute to static build-up. So you see, highly conductive tape is important. And from coating formulation to final packaging, MAC Panel's Computer Tape is tested to assure maximum conductivity. In fact, ten times better than current military specifications. ■ Sounds simple, but it's the result of extremely critical quality control in manufacturing. And, it's one more reason why MAC Panel Computer Tape gives you assured performance . . . ask your MAC Panel representative for some of the other reasons.

**MAC PANEL COMPANY** **MAC** High Point, North Carolina  
PANEL

Representatives Throughout the World

CIRCLE 30 ON READER CARD

**What goes on  
out there...**



**Depends on  
what goes on  
in here and...**



**Mesa software  
makes it go**

Your problem, let's say, is automatic checkout. Or data acquisition. Or some other real-time situation. Who can provide the best software package? Mesa.

In Sacramento, there's a major new test facility for the Saturn S-IVB stage of Apollo. Who performed software system design and computer programming for the ground instrumentation system? Mesa.

The software package exceeds 30,000 instructions. Special flexibility of the executive provides for several hours of set-up, calibration, and ambient testing prior to the actual data acquisition phase. In the data acquisition mode, the executive provides for monitoring 1 or more of 380 different measurements at a maximum instantaneous rate of 20kc. The data acquisition programs are supported by library programs, programs for automatic assignment of system elements to route measurement signals through the system, and programs for post-test reduction of collected data.


That's a very brief sample. Other current real-time projects include software for Mariner automatic checkout, and telemetry data acquisition at the Mississippi test facility. Because of Mesa's consulting work in hardware design and system engineering as well as programming, Mesa does more to optimize system performance. Take a contract that called for programming alone. Mesa debugged the hardware, too — at no extra cost.

Isn't this the kind of team you want? Find out how Mesa Does More For You (MDMFY). Write for your MDMFY report. Client Services Headquarters, 1833 East 17th Street, Santa Ana, California 92701. Or call Mesa in Inglewood, Los Angeles, Santa Ana, Washington D.C. or Huntsville.

**MESA SCIENTIFIC  
CORPORATION**







# NEWS BRIEFS

## INDIANA UNIV. RELEASES SPEEDED-UP FORTRAN

Indiana Univ. has released a FORTRAN II compiler for the 7090 series which is said to compile programs on the 709 from 10 to 100 times as fast as IBM's FORTRAN under FMS II. Called FASTRAN, the system includes all of the FORTRAN language, including Hollerith literals, double precision, complex and Boolean arithmetic, and source language debugging. Greatest

speed advantages are on short programs.

An in-core compiler which generates about 10% less object code than FORTRAN, FASTRAN has object program compilation times which are generally slightly longer than those of FORTRAN. The software system uses one scratch tape in compiling long programs, binary output is completely acceptable to the FMS-II BSS loader. The success of FASTRAN—now being

examined by some 10 universities—led to its availability through SHARE as UI-FAST.

## FEDERAL GOVERNMENT SEEKS EXPERIENCED EDP FOLK

Without taking a written test, qualified computerites can get a job with the federal government as a programmer, systems analyst, or computer operator. Pay scale ranges from \$6,050, to \$10,250 (GS-7 through 12). All the positions are said to be in the Washington, D.C., area.

Those interested should consult Announcement No. 348, which carries details of experience requirements and is available from many post offices, as well as from the U.S. Civil Service Commission, Washington, D.C. 20415.


## AIR-OPERATED COMPUTER ANNOUNCED BY UNIVAC

Univac has announced an experimental general-purpose digital computer that uses air flowing through a network of plastic channels and elements to perform basic functions of an electronic computer: memory, arithmetic, control, and I/O. This model has four instructions and four four-bit words of memory.

No moving parts are involved. Programming and operating instructions are fed into the fluid computer by covering appropriate openings in the panel board, shown below, creating pressure changes in the elements adjacent to the openings. Readout is provided by larger openings along top

of the panel board. A register indicator counts up to 16 in binary.

Fluid-operated systems are no competition for most electronic systems, particularly in speed, but the fluid circuit's reported low cost, reliability under extreme environmental pressures, and immunity to radiation and electromagnetic interference may be attractive features to some industrial, military, and space operations. Univac expects that techniques of the fluid computer will be used in peripheral equipment, tab and bookkeeping machines, printers, and control systems.



## CONTROL DATA ADDS TWO, CREATES 6000 SERIES

In the most inauspicious announcement to date, Control Data Corp. ended the year with word on the super-duper-scale 6800, which has an add time of 75 nanoseconds. It joins the 6600 and a new 6430 to form the 6000 series. There's upward compatibility. Prices range from one to "several" megabucks, and rental from \$25-150K. And all three feature a central processor and 10 peripheral and control processors, all within the mainframe. The following specs apply:

	6400	6800
Memory	32-128K	128K
Major cycle	1 usec	0.25 usec
Minor cycle	0.1 usec	0.025 usec
Floating add	1.1 usec	0.1 usec
Floating multiply	5.6 usec	0.25 usec
Delivery	12 months	1967

## MICROFILM I.R. SYSTEM DEVELOPED FOR MILITARY

A microfilm information storage and retrieval system with an updating capability has been developed for the military by General Precision's Aerospace Group, Pleasantville, N.Y. The PARD (Precision Annotated Retrieval)

# computer careers

Should you base your career on just one interview? Make your choice from among several career positions!

## EUROPEAN and NATIONWIDE CHOICE

N.Y., N.J., NEW ENGLAND, WASHINGTON, D.C., PHILA., MINNESOTA, TEXAS, HUNTSVILLE, FLORIDA, ARIZONA, CALIFORNIA AND OTHERS

Contact us if you have some experience or interest in any of the following:

- Scientific Computation** — Data Reduction or Numerical Analysis—Unusual Outerspace/Lunar and Advanced Programs
  - Software Development** — Languages, Compilers, Assemblers, Monitors or Sub-Routines
  - Real Time Systems** — Message, On Line, Process Control
  - Systems** — Planning, Design, Analysis of State of the Art Massive Data Handling of I.R. Systems
  - Technical Representatives** — Programming and Systems support to Sales
  - Digital or Logical Design**
  - Management Sciences**
  - Cobol or Fortran** Programming
- Unique opportunities exist in the \$9000-25,000 class for Managers & Seniors and Men who can accept management responsibility and professional growth

Design/Development of Faster/Larger

## COMPUTER MEMORIES

- Thin Film/Magnetics
  - Memory Systems
- Staff/Managers/Seniors  
to \$18,000

All expenses are assumed by our client companies.

Write in confidence, including present salary, acceptable locations or call (Collect) Mr. Albert or Mr. Nellissen (Area Code 212) PLaza 9-1720

# a&n

ALBERT, NELLISSEN, INC.

Leading Consultants to Management  
in the Data Processing Field

510 MADISON AVENUE, N.Y., N.Y. 10022

CIRCLE 76 ON READER CARD

## NEWS BRIEFS

al Display) system stores up to 100 microfilm images on an aperture card, and can select and retrieve a card within six seconds.

Enlarged images displayed on a screen can be coded to show that updated data is available; the document with that code is then retrieved and the information mixed electronically with the original document. Storage capacity is up to 500,000 documents on 5,000 cards, with modular expansion possible.

## PRINTING PATENT AWARDED TO GE COMPUTER DEPT.

A patent for a high-speed printing technique has been granted to T. M. Berry of GE's Computer Dept. The Berry process uses ferromagnetography, a technique of printing on paper from a latent image magnetized onto a metal sheet or drum. Magnetic iron particles applied to the image are transferred to the paper during the printing process.

Unlike electrostatic printing, used in office copiers, the image is not destroyed each time a print is made from the negative. The process thus makes possible unlimited copies, and the latent image can be stored for future use.

## FIRST AMBILOG 200 GOES TO CALTECH

Adage Inc., Cambridge, Mass., has delivered the first AMBILOG 200 hybrid computer to the Kresge Seismological Laboratory of the California Institute of Technology in Pasadena. Using AMBILOG's advanced techniques of waveform pattern recognition, such as digital filtering, Caltech scientists will conduct research on distinguishing underground nuclear explosions from other seismic events.

The Caltech computer accommodates 32 channels of analog input signals and has output capacity for 32 channels of analog output data, with A-D and D-A conversion equipment. The 2 usec core memory has a 4K-word capacity. A mag tape unit which records at a 96 KC character rate is included.

CIRCLE 148 ON READER CARD

## SYSTEM/360 COMPATIBLES UPPED TO SEVENTEEN

In addition to the 1401, 1440 and 1460, 14 more currently installed IBM computer systems are now compatible with System/360. They include the

# top sales careers computer systems

with earning potential of \$40,000 or more on salary base up to \$24,000

Nationwide opportunities for Sales/Managers/Professionals

N.Y., N.J., WASHINGTON, D.C., SAN FRANCISCO, L.A., TEXAS, BOSTON, MINNEAPOLIS, ST. LOUIS, OHIO & OTHERS

We have immediate exclusive opportunities for exciting situations in the computer industry—

Our confidential assignment is to locate computer sales people, managers & professionals who are capable of earning from \$18,000 to \$40,000 or more on a salary base from \$13,000 to \$24,000.

All expenses are assumed by our client companies.

For further information in absolute confidence contact Mr. Albert or Mr. Nellissen, write or call (collect) (Area Code 212) PLaza 9-1720

# a&n

ALBERT, NELLISSEN, INC.

Leading Consultants to Management  
in the Data Processing Field

510 MADISON AVENUE, N.Y. 10022

CIRCLE 77 ON READER CARD

DATAMATION

DAY 14

HR 16

MIN 27

SEC 3

ON-LINE

**HARD COPY**

HIGH SPEED

**HARD COPY**

LOW COST

**HARD COPY**

UNATTENDED

**HARD COPY**

HIGH QUALITY

**HARD COPY**

WITH

**DATASTAT**

...Photomechanisms' self-contained monitor / camera / processor / printer that ingeniously integrates silver halide and electrostatic techniques to give you high quality, high speed 8½ x 11 prints of transient data from CRT or TV displays of all types.

DATASTAT operates unattended in on- and off-line applications and provides a permanent film record as well as the immediate hard copy prints.

Write for specs and application data.

**PHOTOMECHANISMS**

Incorporated

15 Stepar Place, Huntington Station, N.Y.

CIRCLE 33 ON READER CARD

January 1965

**NEWS BRIEFS**

1410, 7010, 7044, 7070, 7074, 7080, 7090, 7094, 7094II, and 709. Compatibility features for these systems couple read-only storage with programming systems techniques, a procedure known as emulation. This permits the addition of a complete instruction set—representing the currently installed system—to the organization of a particular 360 configuration.

Performance will range from a minimum of one-half the overall system speed of the 7080, when its programs are emulated on the 360/62, to up to twice the speed of the 1410, when its programs are emulated on the 360/50. The new emulators rent for \$600 to \$700 a month and cost from \$25,000 to \$29,400. Delivery of the first emulator is scheduled for late '65.

**IBM DEVELOPS SOLID-STATE SCANNER**

An experimental solid-state optical scanning device which converts images into electrical signals has been developed by IBM. The dime-sized Scanistor is made of silicon and is sensitive to both ordinary light and near infrared radiation.

Scanistor's predecessors, such as electric-eye photocells in cameras, require many specially arranged cells to detect a pattern of light and a corresponding number of output amplifiers to transmit it. In contrast, the IBM device provides on a single output wire an analog voltage that represents both the amount and position of light shining on its surface.

In reading punched cards or tape, or printed documents, the image may be moved past the Scanistor to provide a complete scan of the image area. To scan a stationary image, a moving mirror can be used to reflect the image, line by line, onto a Scanistor, or several Scanistors can be mounted side-by-side and their outputs combined into one picture.

● An electronic system which enables petroleum companies to automatically determine the amount of gasoline being dispensed at service stations has been developed by Motorola. In the system, impulse transmitters are installed on each pump at the service station. The impulses, each representing a gallon of gasoline, are added up and stored in core memory. When the central console automatically dials the station, the stored information is sent back through telephone equip-

**4 IMPORTANT BOOKS FROM MCGRAW-HILL ON COMPUTER APPLICATIONS AND EQUIPMENT****ELECTRONIC ANALOG AND HYBRID COMPUTERS**

This book brings you up-to-date on the latest developments and technological advances in electronic computers, programming, scaling, and component-and systems-design. Provides more than 800 circuits, diagrams and photos, plus over 900 bibliographic references. By **Granino A. Korn, Ph.D., and Theresa M. Korn, M.S.** 584 pp. \$17.50.

**METHODS FOR SOLVING ENGINEERING PROBLEMS USING ANALOG COMPUTERS**

Shows you how to use computers to solve a tremendous range of engineering and scientific problems, advancing systematically from elementary principles to the latest computer techniques. By **Leon Levine.** 479 pp. \$14.50.

**COMPUTERS AND THOUGHT**

Brings together, in one volume, 20 of the most important research reports written to date on computer simulation of human thought and mechanical performance of "mental" tasks. These include much-referenced, often inaccessible source material. Edited by **Edward A. Feigenbaum and Julian Feldman.** 544 pp. \$7.95.

**NATURAL LANGUAGE AND THE COMPUTER**

This fascinating book describes and explains the newly-emerging field of language data processing in its entirety, and provides valuable background material in linguistics, mathematics, and computation. Invaluable to professionals; thoroughly intelligible to nonspecialists. Edited by **Paul L. Garvin.** 448 pp. \$12.75.

BUY THESE BOOKS AT YOUR LOCAL BOOKSTORE OR SEND COUPON TO:

**McGRAW-HILL BOOK CO., Dept. 22-D-15**  
330 West 42 St., New York, N.Y. 10036

Send me

- Korn & Korn's Electronic Analog and Hybrid Computers, \$17.50  
 Levine's Methods for Solving Engineering Problems Using Analog Computers, \$14.50  
 Feigenbaum & Feldman's Computers and Thought, \$7.95  
 Garvin's Natural Language and the Computer, \$12.75

for 10 days on approval. I will remit for book(s) I keep plus a few cents for delivery costs and return unwanted book(s) postpaid. Save money. We pay delivery costs if you remit with this coupon. Same examination and return privilege.

NAME \_\_\_\_\_

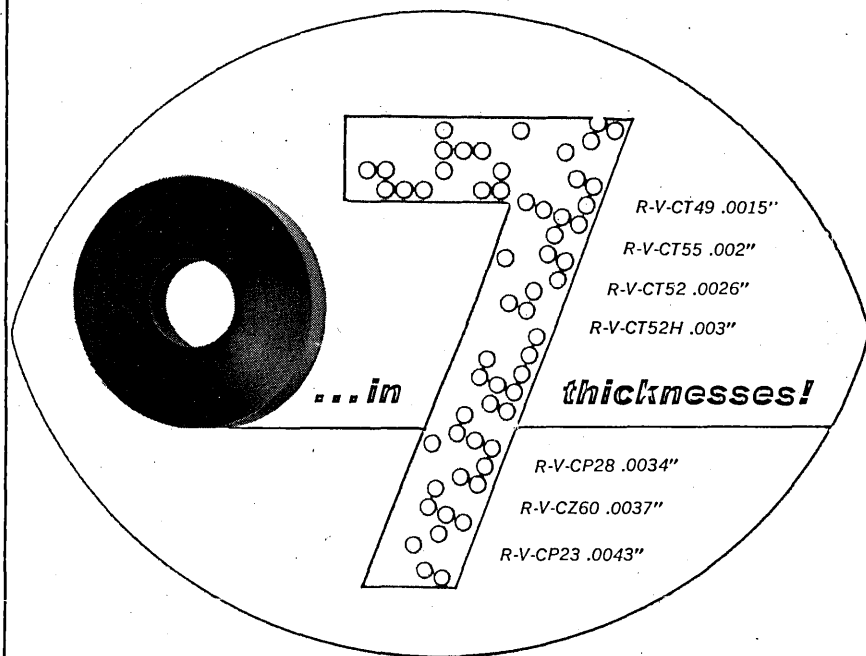
ADDRESS \_\_\_\_\_

CITY \_\_\_\_\_ STATE \_\_\_\_\_ ZIP CODE \_\_\_\_\_

For prices outside U.S., write McGraw-Hill Intl., NYC 22-D-15

CIRCLE 32 ON READER CARD

# The kind of Mylar® Perforator Tape you want when you want it!



COMPUTER PROGRAMMING / DATA PROCESSING  
EQUIPMENT TESTING / AUTOMATION

## arvey makes and stocks them all FOR IMMEDIATE SHIPMENT!

ARVEY makes the widest range of perforator tapes obtainable and stocks them at strategically located warehouses for immediate shipment. And if experience means anything, Arvey's out front again because it has been making a variety of perforator tapes longer than anybody. Tapes that meet the most rigid requirements for high-speed photoelectric and electro-mechanical readers.

Arvey uses its exclusive LAMCOTE process to reinforce tapes for exceptional strength and dimensional stability. Once perforated, they can be read indefinitely — no elongation or deformation of code or feed holes; unaffected by changes in relative humidity; opaque to both infra-red and visible light.

Available in all standard colors and widths, and in seven thicknesses from .0043" down to an "ultra-thin" .0015", permitting up to 33 1/3% more continuous programming on standard reels. All tapes are supplied in measured-length rolls without splices. Write for complete specifications file, and let Arvey know your requirements. Samples for testing purposes at no charge.

© Du Pont registered trade mark for its polyester film.



arvey CORPORATION / LAMCOTE DIVISION

3500 N. Kimball Avenue, Chicago, Illinois 60618  
300 Communipaw Avenue, Jersey City, New Jersey 07304

CIRCLE 34 ON READER CARD

## NEWS BRIEFS

ment. The information, including station identification number, time interrogated, and number of gallons, is fed to an electric typewriter and punched on tape, station by station. Up to 150 stations can be polled in an hour. The sending-receiving equipment at the outlet costs about \$1200; telephone charges, including Dataphone, are \$10 to \$20 a month; and automatic typewriter, tape punches, and telephone dialing equipment go for under \$10,000.

CIRCLE 149 ON READER CARD

● The Computer Personnel Research Group will hold its third Annual Conference on June 17 and 18 at Washington Univ., St. Louis, Mo. A call for papers has been issued, with abstracts and summaries in quadruplicate to be submitted by March 1 to Prof. Malcolm Gotterer, 120 Boucke Building, Pennsylvania State Univ., University Park, Pa. 16802.



● "Delivery of the 1000th desk-top analog computer"—a PACE TR-48—has been made by Electronic Associates, Inc., West Long Branch, N.J. The TR-48 joined the TR-10 at the Indiana University School of Medicine, Indianapolis. It will initially be used for simulation and on-line data reduction.

● Computer Control Company's hardware and technology is being made available to Bunker-Ramo on a worldwide basis as a result of a recent agreement between the two companies. The arrangement will permit Bunker-Ramo to market a broader line of computer systems, the first of which will be the BR335.

● Software firm Informatics Inc. is offering a standard warranty for digital computer programs. The warranty assures purchasers of fixed-price programs that Informatics will correct all errors which result in failure of the program to perform according to approved specifications. Such errors must be reported within three months after the purchaser has given final acceptance of the program.

● The 74-year reign of square corners is over. All IBM general-purpose punched cards are being shipped with round corners, unless otherwise specified. Round-corner cards, introduced a year ago by IBM,

# We go farther than the DP department



## *Steelcase / Datacase can furnish every office—beautifully!*

■ These offices of the New York State Electric & Gas Corporation at Etna, N. Y., are excellent examples. For its general and executive offices, the utility chose Steelcase desks, chairs and tables...for its DP department, compatibly-styled Datacase auxiliary units. Because all Steelcase/Datacase units are completely coordinated in design, color and function, the entire office complex has a look of unity that will retain its freshness for years. Equally important, this sturdily constructed equipment is as efficient as it is attractive. Your local Steelcase/Datacase dealer offers you this same broad choice. And, he delivers, installs and services quickly, knowledgeably. Call him, he's in the Yellow Pages. Or, write Dept. E. Steelcase Inc., Grand Rapids, Michigan; Los Angeles, California; Canadian Steelcase Co., Ltd., Don Mills, Ontario.

# DATACASE® / BY STEELCASE

SHOWROOMS: NEW YORK • CHICAGO • GRAND RAPIDS • ATLANTA • DALLAS • LOS ANGELES • PORTLAND, OREGON • TORONTO.



## NEWS BRIEFS

now reportedly account for two-thirds of the company's general-purpose card volume.

● Raytheon Computer, Santa Ana, Calif., has decreased the price of the 3856-word memory 250 from \$32,400 to \$23,500 and added a FORTRAN II compiler. The configuration includes an I/O typewriter with paper tape punch. A 250 with a 2320-word memory is available for \$22,000. Also, accessory items now include a new digital graph recorder for producing 29½-inch graphs. Cost: \$9500.

● Four years after its first computer delivery, NCR has hit the 1000 mark with the installation of an NCR 315 system at Fidelity Mutual Life Insurance Co., Dayton, O. The 315 will process insurance records for the company.

● IBM is setting up a time-sharing service through which a New York-based 7040 can be used simultaneously by up to 40 problem solvers at different locations. The user will communicate through a 1050 in his com-

pany, and it is claimed he'll never have to restart again. Contract is either for 25 hours/month for \$325 or 75 hours/month for \$760. The 1050 rents for \$128 and costs \$6,170. The center will make use of IBM's QUICKTRAN time-sharing software package.

● More than 100 computerized type-setting systems are in use or on order, according to a recent survey by Composition Information Service, Los Angeles, Calif. Systems leading in installations and orders are Mergenthaler Linasec (35) and IBM 1620 (25).

● Management control technique, PERT/COST, is now being implemented on the Univac 1107 system and will be available for the 1108.

● Retaining but two computer centers, RCA last month sold its Washington D.C., center to CEIR Inc. While no price was announced, the 501 and 301 systems were said to be valued originally at one megabuck. This gives CEIR two centers in the D.C. area, and RCA has a Wall St. office in New York City and a center at Cherry Hill, N.J.

● American Can Co. has begun operation of an automatic message relay system linking more than 100 company plants and offices. The relay center, in Oak Brook, Ill., uses an IBM 7740, is expected to handle over 1½-million messages a year, save over \$200K annually.

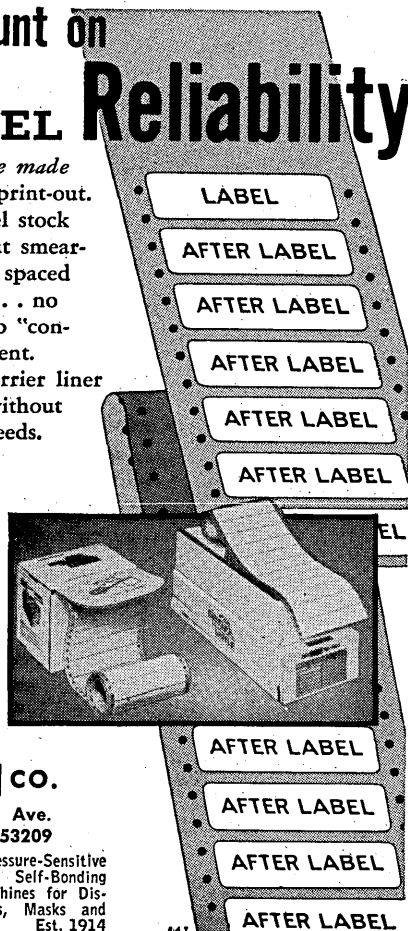
● A computer science institute for college teachers of engineering, math, and the physical sciences will be held at the Univ. of Missouri at Rolla, June 7 to July 30. Sponsored by the National Science Foundation, the institute will offer instruction on the numerical and statistical methods of digital and analog computing. Inquiries and applications should be addressed to Prof. Ralph Lee, director of the UM institute. Application deadline: February 15.

● Prospective 360-users have a new toy to behold. Currently running on the IBM 1440/60, and being developed for the System/360, is software that handles up to 40 on-line typewriter terminals. It is capable of speeding the preparation and revision of ordinary text material, such as technical manuals and proposals, enabling use of a typewriter as a desk calcula-

## You can count on **BRADY** TAB LABEL Reliability

Brady Tab Labels are made for high speed EDP print-out. Pure white Tab Label stock prints clearly without smearing or fill-in. Labels spaced accurately on liner . . . no missing labels . . . no "confetti" to jam equipment. Precision punched carrier liner feeds continuously without tearing at highest speeds.

Sixteen stock Tab Label sizes . . . Singles, Doubles or Triples . . . White or colors. Permanent or removable adhesive. Packaged in exclusive Quik-Guide and Quik-Roll self-dispensing containers. Ask for bulletin 547 and free samples.



**W. H. BRADY CO.**

745 W. Glendale Ave.  
Milwaukee, Wis. 53209

Manufacturers of Quality Pressure-Sensitive Industrial Tape Products, Self-Bonding Nameplates, Automatic Machines for Dispensing Labels, Nameplates, Masks and Tape. Est. 1914

## COMPUTER PROGRAMMERS

### Growth Opportunities in Industrial Process Control

The Foxboro Company, America's leading instrument and control manufacturer, is expanding its digital systems capability.

Major projects are now underway in the development of complete process logging and control systems for process industries and utilities.

There are excellent opportunities for creative programmers with a variety of backgrounds to participate in the following industrial control activities:

- Design and implementation of real-time systems
- Development of general programming techniques
- Investigation of industrial computer applications

Among the desirable qualifications are:

- Bachelor Degree in Mathematics, Science, or Engineering
- Industrial or scientific programming experience
- Symbolic or machine coding experience on several computers

Send resume in confidence to J. G. WILLET

THE FOXBORO COMPANY, Digital Systems Division  
21D Strathmore Road, Natick, Massachusetts  
Telephone: 617-CE5-1012

# FOXBORO

REG. U.S. PAT. OFF.

"Specialists in Process Energy Control"  
An equal opportunity employer

## NEWS BRIEFS

tor, as well as message transmission from one to any other on-line terminal. It is currently being used for program assembly and writing on tape, subsequently to be compiled on another machine.

The 1440/60 version of the program will be available in the second quarter of '65.

- Florida State Univ. has tied in to an IBM computer system at Yorktown Heights, N.Y., to experiment with possible uses of the computer as a teaching aid on all grade levels. In the project, the computer will send course instruction which is based upon a student's performance in previous lessons. The student will respond through an on-line typewriter.

- Two more of those giant 6600's from Control Data Corp. have been ordered. The super-scale hardware goes this year to New York Univ.'s Courant Institute of Mathematical Sciences, and will be used to develop computer methods for applied math and math physics, through numerical and non-numerical techniques. Another system has been purchased by Kirtland AFB, Albuquerque, N.M., for nuclear blast studies.

- A 7.4-megabuck contract for seven display systems to be used in the automatic pre-launch checkout of the Saturn V vehicle has been awarded by NASA to Sanders Assoc. Inc., Nashua, N.H. Each system is capable of driving from two to 20 display consoles (54 consoles are specified initially) and includes data conversion equipment that provides hard copy, slide reference and closed circuit TV capabilities. Installations will be at Cape Kennedy and Huntsville.

- In the software field, Computer Control has announced FORTRAN IV for the DDP-116, NCR reportedly will soon have FORTRAN II and IV for the 315, and Univac has implemented APT III on its 1107 and 1108 computers.

- Third NASA contract to Computer Applications Inc., New York City, is a three-year, one-megabuck deal for "computing services" at Goddard Space Flight Center, Greenbelt, Md.

- A contract for a nationwide 30,000-mile communications system has been awarded to Western Union by the Travelers Insurance Co. for use with the latter's centralized dp system. Most of that distance will be accommodated by WU's new transcontinental microwave network. Installa-

tion begins this month, is slated for completion by the end of '66, by which time the firm's field offices will be linked to the computer center in Hartford, Conn.


- Univac has opened its fourth punched-card manufacturing facility, the third in the last two years. The plant at Tiffin, Ohio, has an initial capacity of 30 million cards weekly.

- Three independent hospitals have joined in a cooperative venture to share a central computer for what might be termed a "real-time" accounting operation. Central hardware is an IBM 1440 with disc file. Additionally,

each hospital has at the check-in desk a 1050 teleprocessing terminal which is used to produce patient billing when he checks out. And at such stations as the pharmacy, X-ray, and examination labs, 1001's are used to transmit chargeable expenses to the central computer. The three hospitals are the Memorial, the Delaware, and the Wilmington General in Wilmington, Del.

- An optical scanner to process its flight tickets and auditor's coupons has been purchased by United Air Lines from Recognition Equipment Inc., Dallas.

## Revolutionary unit stores more tape reels, saves more space than any equipment known!



### Conserv-a-file V<sup>®\*</sup> is actually 2 rows of tape racks in 1! Makes storage of tapes within immediate computer area now practical. Offers far greater accessibility and convenience.

Here's how it works. Outer storage cradles are mounted across a bank of tape reel storage shelves. The outer cradles may be rolled to left or right to permit access to any of the shelves behind. That's how Conserv-a-file V eliminates aisles . . . and provides far greater space savings and tape reel capacity within a given area than any other equipment. Pays for itself in space-savings alone.

#### Individually engineered to meet needs of any installation.

Conserv-a-file V for tape reel storage is not a stock piece of equipment. It's individually engineered for each installation. May be made to any length and height desired. So flexible it can even surround a post! Each shelf and outer cradle fitted with heavy gauge wire storage racks. Accommodates magnetic tapes 11½" x 1¼". Can be made to accommodate other size tapes on special order. Other space-saving equipment for storage of tape print outs also available. Send coupon for further details.

### SUPREME

Supreme Steel Equipment Corp.,  
Brooklyn, N. Y. 11232  
Dealers in principal cities throughout the U. S.  
\*Pat. Off. #3095250  
© 1965 SSEC

Supreme Steel Equipment Corp., Dept. D-15  
50th St. & 2nd Ave., Brooklyn, N. Y. 11232  
Gentlemen:  
Please rush information on Conserv-a-file V for tape reel storage.  
Name \_\_\_\_\_  
Company \_\_\_\_\_  
Address \_\_\_\_\_  
City \_\_\_\_\_ State \_\_\_\_\_ Zip Code \_\_\_\_\_

# A N E L E X<sup>®</sup>

Consistently good work is no trick at all with Anelex Series 5 Printers. That's because they are designed with operator convenience in mind. "Penetration Control" establishes the right depth of hammer strike by the simple turn of two knobs and assures clear, clean printing. "Phasing Control" and easy tractor alignment makes correct positioning a breeze. New position indicator knobs provide digital readings so that correct settings for each type of form can be recorded. A convenient chart on which these records can be entered is mounted on the printer to make




future reset time almost instantaneous. A power driven, swing-open yoke speeds loading of forms. As a further convenience, a duplicate set of operator control buttons is mounted on the rear of the console. In fact, the Series 5 has been made so easy to operate good work is a certainty and a maximum of available Printer time is assured. Many of the new Series 5 Printers are already in operation; others are coming off the production line daily. If you haven't seen one, write for information about the Printers of tomorrow, available today.


Anelex Corporation, 155 Causeway St., Boston, Massachusetts 02114



**designed with  
her in mind**



CIRCLE 38 ON READER CARD



■ Planning Research has branched out into the field of numerical control and has appointed L. Ray Reeves director, assisted by Francis J. Garvis. Both were formerly with Univac Div. of Sperry Rand.

■ Robert D. Holland has been named executive vp of CEIR, Inc., Wash., D.C. He succeeds George W. Dick, who has been elected president of CEIR's American Research Bureau.

■ The Board of Directors of Epso, Inc., Westwood, Mass., has elected Samuel J. Davy president. He replaces John H. Beedle, who resigned in May.

■ Don D. Bushnell has left SDC and taken up residence at the Brooks Foundation, Santa Monica, Calif.

■ John D. Gast will head a European field office for the United Research Services, Burlingame, Calif. He will lead a group of URS systems engineers and programmers engaged in designing and programming Army command and control systems.

■ Jules Mersel has been appointed director, Synthetic Intelligence Systems of Informatics, Inc., Sherman Oaks, Calif. He will explore the application of computer processing of natural language.

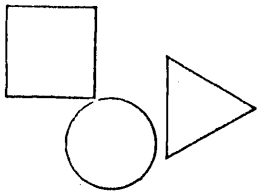
■ A. R. Wilde has been appointed manager of systems programming services for Univac Div. of Sperry Rand Corp. He was formerly with International Computers & Tabulators.

■ James N. Cast is the new chief of computer development at Telemetrics, Inc., Santa Ana, Calif. He has been with the company since 1963.

■ Arthur P. Stern was named director of Western Technical Center Operations of Bunker-Ramo Corp. at Canoga Park, Calif. and Dr. Harry Letaw, Jr. was appointed director of the eastern operations at Silver Spring, Md.

■ Thomas W. Martin has been appointed Manager of Applications Programming for Scientific Data Systems, Inc., Santa Monica, Calif.

**DATAMATION**



# NEW PRODUCTS

## line printer

Models 1931, 32, and 33 have speeds up to 1,350 lpm with 96, 120, or 160 character positions to the line. INTERNATIONAL COMPUTERS AND TABULATORS LTD., London, S.W. 15, England. For information:

CIRCLE 200 ON READER CARD

## hybrid interface equipment

The HI Series permits fully integrated operation of any of six SDS computers with most general-purpose analog computers. The series includes the basic HI 21, which serves as a junction box between digital computer and other system units and provides power supply isolation between digital and analog computers; HI 31 D-A and HI 41 A-D conversion controls, both for up to 128 channels, which operate with integrated circuit converters, sample-and-hold amplifiers, and multiplexers. Software includes SDS hybrid programming library. SCIENTIFIC DATA SYSTEMS, Santa Monica, Calif. For information:

CIRCLE 201 ON READER CARD

## lister-printer

Series N models have outputs from four to 32 columns at speeds to 40 lines/second. The rotary-drum printers can be numeric or alphanumeric, and a replaceable code wheel allows changing of input codes. DI/AN CONTROLS INC., Boston, Mass. For information:

CIRCLE 202 ON READER CARD

## computer tape reels

Aluminum reels feature a precision center aperture, shock-resistant flanges, and colored facing rings. A 10½-inch size is now available, 8½-inch after Mar. 1. MEMOREX CORP., Santa Clara, Calif. For information:

CIRCLE 203 ON READER CARD

## planning aid

With Planalog, management network planning technique, a program is planned on an aluminum channel board which has parallel plastic gauges to represent activities to be performed simultaneously. Each gauge is beveled to provide five faces for a description of the activity and four lines of information about it. Edge of

board is unit-scaled for time readings. Thin steel fence modules placed across channels separate sets of activities. PLANALOG INC., Philadelphia, Pa. For information:

CIRCLE 204 ON READER CARD

## disc file

Model dp/f-5022 is offered in capacities ranging from 8-32 million characters on a full complement of 16 discs, with up to 128 million characters in special configurations. A logic unit providing simple interface is included. DATA PRODUCTS CORP., Culver City, Calif. For information:

CIRCLE 205 ON READER CARD

## process computer

Designed for process use, the model 97600A has a 1.75 usec core memory cycle time. Options available are a high speed arithmetic unit and wired-in double precision circuitry. The system is compatible with the 97600 and includes a FORTRAN II compiler. FOX-BORO CO., Foxboro, Mass. For information:

CIRCLE 206 ON READER CARD

## tape transport

The incremental MT-SW tape transport records 300 characters/second on mag tape, with bit positioning ac-

## PRODUCT OF THE MONTH

A solid-state, source data gathering unit has the name, C-DEK (Computer Data Entry Keyboard). Applications include labor data gathering, automatic weight recording, store ordering, and inventory control. Among attachments available are a card and/or badge reader, adding machine (for hard-copy output or to produce control totals), timeclock, and typewriter (for alphanumeric printout). Output can be on paper tape, punched cards, mag tape—or unit can go on-line.


Visual verification of data before input is accomplished with keys that light up when depressed; only one light in each column is allowed to be on at any one time. Use of a

record bar then inputs all information at once.

Changing applications requires replacement of a program card, a process said to be easier than changing panels on an accounting machine. The card modifies keyboard format and the required output sequence.

In a catalog order entry application, orders from outlying locations enter the C-DEK via paper tape; the internal logic checks completeness of item information (color, size, etc.) before order is accepted; and output paper tape is transmitted to warehouse where orders are filled. COLORADO INSTRUMENTS INC., Broomfield, Colo. For information:

CIRCLE 207 ON READER CARD





## NEW PRODUCTS

curacy of  $\pm 0.0005$  inch. Packing density is 200 or 556 bpi; tape speed is 7.5 ips. A single capstan tape drive is used for tape motion control. POTTER INSTRUMENT CO., Plainview, N.Y. 11803. For information:

CIRCLE 208 ON READER CARD

### tape punches

Series 500 rack mounted tape punches have synchronous operation up to 50 cps, asynchronous, up to 30 cps. Standard tape accommodated is 1,  $\frac{7}{8}$ , or  $1\frac{1}{16}$  inch. Tape feed mechanism consists of a positive one character/cycle reciprocating rotating ratchet wheel and solenoid controlled interposer. ROYAL MC BEE CORP., INDUSTRIAL PRODUCTS DIV., Hartford, Conn. 06106. For information:

CIRCLE 209 ON READER CARD

### data acquisition and control system

Designed to record and measure a wide variety of data as it is generated in a plant or laboratory, the 1800 can gather information at up to 8 million bps. Features include a single-disc

storage cartridge capable of storing 512K words, and pluggable circuitry packages. The 1800 can be linked to 360's and can be equipped to perform functions of many analog controllers. The CPU is available with memory cycle times of 2 or 4 usec combined with four 32K word memories. IBM DATA PROCESSING DIV., White Plains, N.Y. For information:

CIRCLE 210 ON READER CARD

### report covers

Covers, for binding unburst continuous tab reports, are available in 125, 200, and 290-lb. stock weights. Cover stocks are  $8\frac{1}{2}$  or 11 inches deep and have 14 widths, from  $8\frac{1}{2}$  to  $18\frac{15}{16}$  inches. AMERICAN CARBON PAPER CORP., Chicago, Ill., and TARA CARBON PAPER CORP., Chamblee, Ga. For information:

CIRCLE 211 ON READER CARD

### readout device

The Series 360 rear-projection readout device displays a 2-inch-high character for legibility up to 50 feet away. Each unit can display up to 12 different messages. Individual 360 units can be grouped into a multi-

unit assembly with continuous viewing screen, known as Series 370. INDUSTRIAL ELECTRONIC ENGINEERS, INC., Van Nuys, Calif. For information:

CIRCLE 212 ON READER CARD

### data transmission terminal

Kleinschmidt Model 321 combines a high-speed typewriter, photoelectric reader, and tape punch—each with a



# EAI introduces a new low-priced magnetic tape digital plotter





speed range of 60-400 words/minute. Printer type drum has 64 characters. SCM CORP., New York, N.Y. 10022. For information:

CIRCLE 213 ON READER CARD

#### remote control switches

Switches connected to all or selected dp machines in an installation permit mass turn-on or -off from one control station. AUTOMATIC SWITCH CO., Florham Park, N.J. For information:

CIRCLE 214 ON READER CARD

#### program package

CART (Computerized Automatic Rating Technique) is designed for use with the Honeywell 200 and 2200 in trucking operations. The package applies proper freight rates to shipments and transmits rate bills to the terminals responsible for final delivery of shipments. HONEYWELL EDP, Wellesley Hills, Mass. 02181. For information:

CIRCLE 215 ON READER CARD

#### seismic communications

The Seismic Communications Unit allows communication between ASI 6020 and 6040 computers and analog

seismic systems. Input system has a 64-channel multiplexer, sample and hold unit, A-D converter, and supplementary logic. Output system includes D-A converter, 24 sample and hold amplifiers, and control logic. ADVANCED SCIENTIFIC INSTRUMENTS, Minneapolis, Minn. For information:

CIRCLE 216 ON READER CARD

#### microfilm reader printer

Designed for engineering and newspaper applications, the F1824 will accept 16-70 mm microfilm roll, aperture card, film jacket or film sheet. Repro print time is 35 seconds. Reader can magnify image to 14 times on screen. SPERRY RAND CORP. REMINGTON OFFICE SYSTEMS, DIV., New York, N.Y. 10017. For information:

CIRCLE 217 ON READER CARD

#### militarized printer


In parallel mode, the HSP-3604 can print up to 10 lps in a 26-column format with 64 characters. Serial, character-at-a-time printing allows minimum speed of 10 characters/second; average speed for a typical message is 80 characters/second. Features are a

drum using 13 elastomeric torsion bearing print hammers, and paper advance system which acts only during paper feed cycle. POTTER INSTRUMENT CO., Plainview, N.Y. For information:

CIRCLE 218 ON READER CARD

#### printing calculator

The Epic 2000 is an electronic unit that can be programmed for repetitive operations, and produces hardcopy output. Uses include invoicing, interpolation, and root extraction. Add




FOR ELECTRONICS ASSOCIATES, INC. CIRCLE 39 ON READER CARD

Now you can obtain a complete magnetic tape DATAPLOTTER® at a price as low as \$39,000.

The new Series 3500 DATAPLOTTER provides the accuracy, flexibility, speed, and quality of output that has made EAI the leader in magnetic tape digital plotting. These advantages—inherent in the DATAPLOTTER design, and proven in over 50 magnetic tape installations—have previously only been available at substantially higher prices.

This high-speed Data Reduction System makes point, symbol or line plots on 30" x 30" or 45" x 60" surfaces. It accepts inputs from self-contained keyboard, punched cards and paper tape, as well as magnetic tape.

Write today for details on this new plotter and your free Digital Plotter Application File containing actual plots.



**EAI**®  
ELECTRONIC ASSOCIATES, INC., West Long Branch, New Jersey

ADVANCED SYSTEMS ANALYSIS AND COMPUTATION SERVICES/ANALOG COMPUTERS/HYBRID ANALOG-DIGITAL COMPUTATION EQUIPMENT/SIMULATION SYSTEMS/SCIENTIFIC AND LABORATORY INSTRUMENTS/INDUSTRIAL PROCESS CONTROL SYSTEMS/PHOTOGRAMMETRIC EQUIPMENT/RANGE INSTRUMENTATION SYSTEMS/TEST AND CHECK-OUT SYSTEMS/MILITARY AND INDUSTRIAL RESEARCH AND DEVELOPMENT SERVICES/FIELD ENGINEERING AND EQUIPMENT MAINTENANCE SERVICES.

# IBM

Systems Analysts and  
Scientific Programmers

IBM's Components Division has several immediate openings for Systems Analysts and Scientific Programmers as described below:

**Systems Analysts:** Develop the systems, procedures, and computer programming for all manufacturing and accounting functions. This would include production control, materials management, cost systems, financial planning, personnel systems, data processing control, equipment analysis, and disc file organization.

**Scientific Analysts/Programmers:** Positions involve working on design and analysis of mathematical models of engineering processes. A background in research, engineering, or industrial applications is essential, with programming experience in the use of machine language and compilers.

**Qualifications:** B.S. or advanced degree in Business Administration, Mathematics, Science, or Engineering, with a minimum of 2 years' related experience. Ability to carry applications from the initial systems study through final programming is necessary.

**Location:** The Components Division is in Dutchess County, approximately 65 miles north of New York City. Liberal company-paid benefits include relocation and on-premise graduate study program.

**Please write:** If you would like to explore these and other opportunities in greater depth, outline your interests and qualifications to:

R. L. Barnard, Dept. 701A  
IBM Corporation  
P.O. Box 110  
Poughkeepsie, N. Y.

An Equal Opportunity Employer

# IBM


## NEW PRODUCTS

time is four msec, and multiplication: 0.3 seconds. LITTON INDUSTRIES, MONROE INTERNATIONAL, Orange, N.J. For information:

CIRCLE 219 ON READER CARD

### card punch

With maximum speed of 350 cpm, the 1921 punches into 80-column cards, one row at a time, at a 960-position (12 x 80) punch station. Input hop-



per capacity is about 1000 cards. INTERNATIONAL COMPUTERS AND TABULATORS LTD., London, S.W. 15, England. For information:

CIRCLE 220 ON READER CARD


### analog computer

The small kit-form 650 is designed for use in simulation, problem solving and teaching in mathematics, electronic design development, and computer training. Included are seven operational amplifiers, two with differential input. POLYTECHNIC INDUSTRIES, TESLA RESEARCH FOUNDATION, Phoenix, Ariz. For information:

CIRCLE 221 ON READER CARD

### analog x-y plotters

The Plotamatic 820 (11 x 17 inches) and 620 (8½ x 11 inches) feature full scale accuracies of 0.2% and repeatability of 0.1%. Three input ranges are 0.1, 1, and 10 v/inch, continuously



variable between fixed ranges 0.1 to 1, 1 to 10, and 10 to 100 v/inch. DATA EQUIPMENT CO., Santa Ana, Calif. For information:

CIRCLE 222 ON READER CARD

# PROGRAMMERS PROGRAMMERS

*Think twice . . . about  
the work you are  
doing . . . and the  
opportunities RCA  
has to offer.*

If you seek greater challenge on varied, vital projects, consider these immediate openings.

## PROGRAMMERS/ANALYSTS

These positions are on the new Automatic Data Information Network. This is one of the largest real-time store and forward data communications systems in existence. Experience with large-scale data switching systems desirable. Airline reservation system experience is helpful.

## SCIENTIFIC PROGRAMMERS

Areas of endeavor include orbital prediction, information retrieval, rendezvous prediction, control programming and simulation. Experience in real-time programming is desirable.

## BUSINESS PROGRAMMERS

These positions involve work with large-scale business problems. There will be opportunity for training on new RCA equipment. Experience required with systems such as 501, 301 or similar business computers.

### Some Per Diem Assignments.

In addition to excellent salary, RCA offers an outstanding benefit plan including company-paid medical coverage for you and your family.

Send your resume to:

Mr. J. H. Barnes, Jr., Mgr. of  
Recruiting  
RCA Service Company, Dept. Y-218  
Cherry Hill, Camden 8, New Jersey

An Equal Opportunity Employer



The Most Trusted Name  
in Electronics

CIRCLE 79 ON READER CARD

**DATAMATION**

At Lockheed Missiles & Space Company, one of the nation's foremost aerospace teams is concentrating on specific areas of analytical research to increase guidance accuracy—extending the flexibility of advanced lunar and interplanetary missions.

Using techniques evolved from the development of the U.S. Navy's POLARIS missile (acknowledged the most reliable and intricate of all military systems) these scientists and engineers apply a knowl-

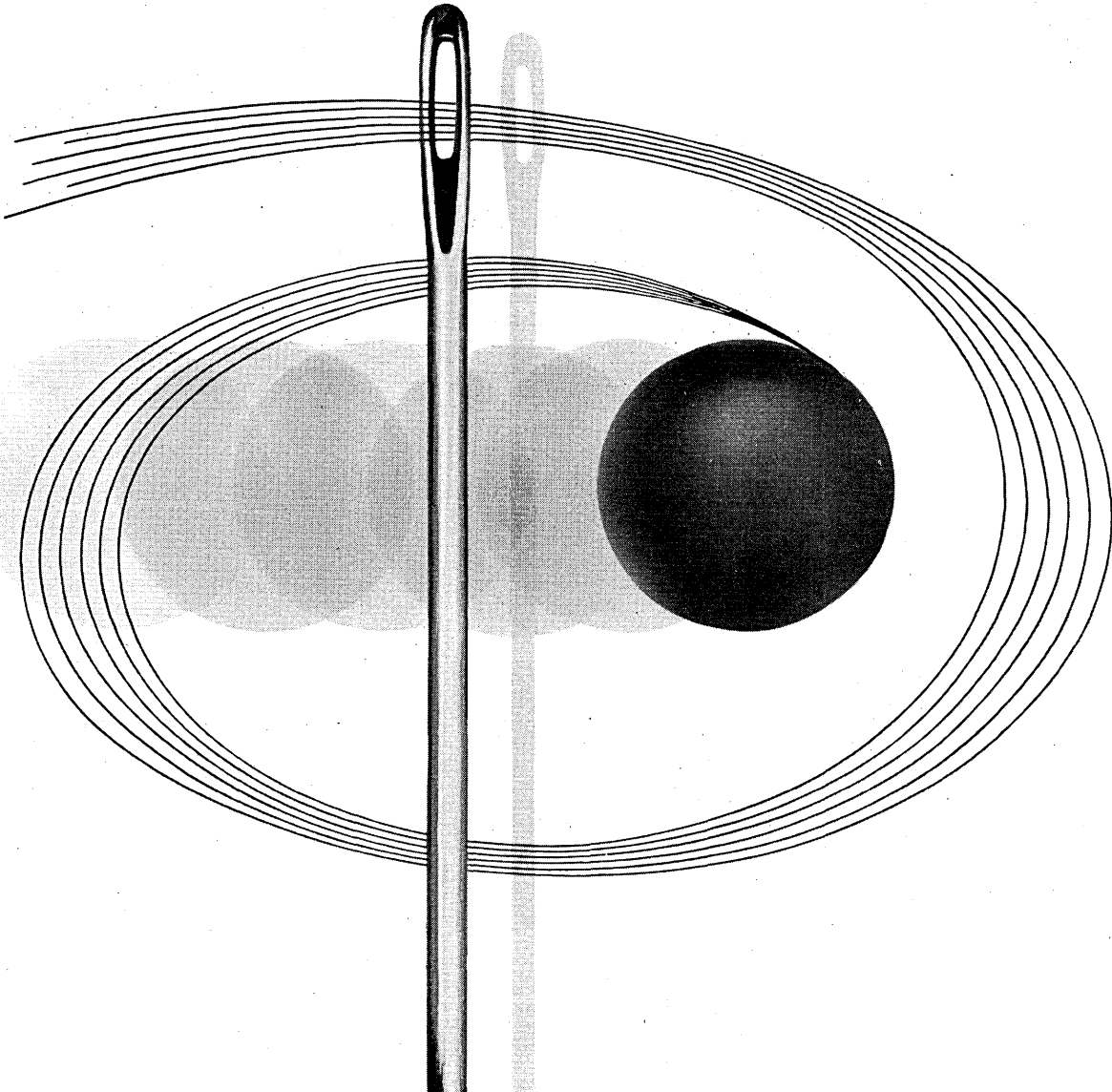
edge born of academic judgment, coupled with shirt-sleeve know-how.

We hope you, too, can contribute to the advancement of guidance techniques at Lockheed. This is why we invite your inquiry, if you have a degree in AE, ME, EE, Physics or Applied Mathematics and a background in vehicle dynamics and astrodynamics. A working knowledge of calculus of variations, gradient methods, dynamics programming or Pontryagins theorems also would be helpful.

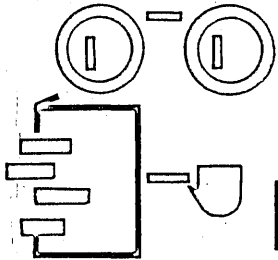
**Write for a new brochure** that gives you a more complete look at Lockheed. **Address:** Lockheed Missiles & Space Company, Dept. 101, P. O. Box G-504, Sunnyvale, California.

  
**LOCKHEED**  
**MISSILES & SPACE COMPANY**  
A GROUP DIVISION OF LOCKHEED AIRCRAFT CORPORATION  
AN EQUAL OPPORTUNITY EMPLOYER

## LOOK AT LOCKHEED... IN GUIDANCE



CIRCLE 80 ON READER CARD



# NEW LITERATURE

**RANDOM ACCESS STORAGE:** 18-page general information manual describes modular dp/f-5022 DISCFILE system. Included are details of application information as well as major design features, access and capacity specifications, system operation and interfacing considerations. DATA PRODUCTS CORP., Culver City, Calif. For copy:

CIRCLE 100 ON READER CARD

**ANALOG-HYBRID COMPUTER:** Six-page brochure describes model Ci-5000 analog computer which is a 100-volt analog computer system capable of handling up to 416 100-volt operational amplifiers. COMCOR INC., Anaheim, Calif. For copy:

CIRCLE 101 ON READER CARD

**DISPLAY SYSTEM:** Teleregister's 200 series (including models 211, 212, and 203) are outlined. Features, storage and control, interfacing, and operation are explained. THE BUNKER-RAMO CORPORATION, Stamford, Conn. For copy:

CIRCLE 102 ON READER CARD

**PAPER TAPE COMPONENTS:** 20-page catalog describes and illustrates paper tape perforators, readers, accessories, one- and two-way data communication systems and typing systems. TALLY CORPORATION, Seattle, Wash. For copy:

CIRCLE 103 ON READER CARD

**SUPPLEMENT TO STANDARD EDP REPORT:** Brochure includes sample excerpts from the supplement, which contains a definitive analysis of the H-2200 system as well as an updated report on the H-200. Particular emphasis is placed on performance, pricing and degree of compatibility with existing computers such as the IBM 1401/1410. AUERBACH CORP., Philadelphia, Pa. For copy:

CIRCLE 104 ON READER CARD

**MILITARY COMPATIBLES:** Programs prepared on commercial computers can now operate military and aerospace computers. Eight-page brochure out-

lines benefits, standard software and compatibility features of the GE-600 series. GENERAL ELECTRIC CO., COMPUTER DEPT., Phoenix, Ariz. For copy:


CIRCLE 105 ON READER CARD

**CONFERENCE PROCEEDINGS:** The Computing and DP Society of Canada has published the proceedings of the Fourth Conference held in Ottawa.


# NEW

**ISI Series 109**

Sequence Analysis Operations Recorder



**Makes What,  
When And Where  
A Printed Fact**



Vitaly essential to any process or plant operations is intelligent analysis of event sequence to resolve cause and effect.

A complete operations recorder, the Series 109 provides highly accurate permanent printed proof of event sequence, normal and abnormal, necessary for such analysis.

The development of the ISI Series 109 represents the ultimate in any operations recorder made specifically for industrial use.

**Series 109  
Operations Recorder**

Completely solid state, high speed recording instrument monitors trouble and other contacts which give on-off operation. Records time of occurrence, identifies contact and has memory storage which sequentially resolves between events separated by 1.50 milliseconds. Available in numeric and mnemonic print-outs.

WRITE FOR DETAILED BROCHURE



ISI DIVISION  
**THE  
SCAM  
INSTRUMENT  
CORPORATION**

7401 N. Hamlin Avenue  
Skokie, Illinois 60076

CIRCLE 40 ON READER CARD

“  
...I I

FIRST CLASS  
Permit No. 217  
Clinton, Iowa

**BUSINESS REPLY MAIL**

No Postage Stamp Necessary if Mailed in the United States


POSTAGE WILL BE PAID BY

READER INFORMATION DEPARTMENT

**DATAMATION**

P.O. Box 1924

Clinton, Iowa



but

I felt  
more and more  
I was just repeating myself.  
Not really learning much.  
Not being pushed,  
you know?

There was plenty to do.  
I was busy.  
It's just — I don't know —  
it's like that old line  
about a specialist  
being someone  
who knows more and more  
about less and less.  
That was me.  
That was our whole group ...

Everything was an emergency,  
no one seemed to know  
what was important —  
they were too busy with  
“emergencies.”

*Interested Programmers  
their resume, in confide*

151 NEEDH  
NEWTON HIGHLAN

Opportunities exist at other Honeywell D

January 1965

FIRST CLASS  
Permit No. 217  
Clinton, Iowa

**BUSINESS REPLY MAIL**

No Postage Stamp Necessary if Mailed in the United States


POSTAGE WILL BE PAID BY

READER INFORMATION DEPARTMENT

**DATAMATION**

P.O. Box 1924

Clinton, Iowa



FIRST CLASS  
Permit No. 217  
Clinton, Iowa

**BUSINESS REPLY MAIL**

No Postage Stamp Necessary if Mailed in the United States


POSTAGE WILL BE PAID BY

READER INFORMATION DEPARTMENT


**DATAMATION**

P.O. Box 1924

Clinton, Iowa







**CAREER  
OPPORTUNITIES  
WITH THE  
INTERNAL  
REVENUE SERVICE  
IN WASHINGTON, D. C.**

The Revenue Service, one of the most dynamic and progressive organizations in the data processing field, is now seeking technically trained personnel for responsible positions in Washington.

**Immediate openings available for:  
OPERATIONS RESEARCH ANALYST  
SALARIES FROM: \$8,600 TO \$16,400**

You will be an authoritative advisor and analyst applying your knowledge of Mathematics, Economics, and Statistics to operational problems utilizing linear programming methods. To qualify you must have an undergraduate degree in one of the fields mentioned above and at least three years of research and analytical experience developing and applying quantitative research methods to unique operational problems utilizing data processing techniques. Graduate degrees can be substituted for experience in some cases.

**DIGITAL COMPUTER SYSTEMS ANALYST  
SALARIES FROM \$8,600 TO \$12,000**

You will be responsible for planning and developing total computer systems designs for use in conjunction with tape-oriented computers. Generally, you qualify if you have an undergraduate degree plus two years of programming and one year of experience developing and writing detailed specifications for computer programs. Additional experience in programming or systems analysis work can be substituted for an undergraduate degree in some cases.

**DIGITAL COMPUTER PROGRAMMER  
SALARIES FROM: \$7,200 TO \$8,600**

You will program 7074, 1401 and H200 computers. Generally, you qualify if you have an undergraduate degree and two years of actual experience in programming which involved applying computer techniques to special subject matter fields. A knowledge of FORTRAN or ALGOL program language is also desirable.

Initial salaries are based on education and experience—opportunities for advancement are excellent. In addition, IRS employment offers these extras that count—payment of transportation to Washington—2½ weeks vacation during the first year of employment—13 days sick leave each year—opportunity to participate in low-cost group hospital and life insurance programs—and, of course, our excellent retirement program.

To indicate your interest,  
send completed resume to:  
Chief, Recruitment Section  
Internal Revenue Service  
Washington, D. C. 20224

**AN EQUAL OPPORTUNITY EMPLOYER**



# ADVERTISERS' INDEX

Acme Visible Records, Inc. ....	12
Advanced Scientific Instruments Subsidiary of Electro-Mechanical Research .....	94
Albert, Nellissen, Inc. ....	66
American Telephone & Telegraph Co. ....	13
Ampex Corp. ....	Cover 2, 86
Anelex Corporation .....	72
Arizona Research Center, URS Corporation .....	89
Arvey Corporation/Lamcote Division .....	68
Beckman Instruments, Inc. ....	7, 93
Bellcomm, Inc. ....	83
W. H. Brady Co. ....	70
Bryant Computer Products, A Division of Ex-Cell-O Corporation .....	10
Cadillac Associates, Inc. ....	89
California Computer Products, Inc. ....	54
Celanese Plastics Company .....	44, 45
Collins Radio Company .....	85, 92, 93
Computer Control Company, Inc. ....	1
Computer Personnel Consultants, Inc. ....	88
Computron Inc. ....	4
Control Data Corporation .....	91
Curtis 1000 Inc. ....	83
Data Packaging Corporation .....	Cover 3
DATAMATION Magazine .....	86, 90
Diebold, Incorporated .....	6
Digital Equipment Corporation .....	20
E. I. du Pont de Nemours & Co. (Inc.) .....	14
Dura Business Machines, Inc. ....	11
EDP Personnel .....	88
Electronic Associates, Inc. ....	38, 74, 75
Ferroxcube Corporation of America .....	Cover 4
Friden, Inc. ....	18
The Foxboro Company .....	70
Honeywell Electronic Data Processing .....	79
IBM Corporation .....	98
IBM Data Systems Division .....	76
Internal Revenue Service .....	82
La Salle Associates .....	88
Lockheed Missiles & Space Company .....	77
McGraw-Hill Book Co. ....	67
MAC Panel Company .....	63
Memorex Corporation .....	22
Mesa Scientific Corp. ....	64
Motorola Incorporated .....	15
The National Cash Register Company .....	40, 89
Photomechanisms Incorporated .....	67
Planning Research Corporation .....	47
Potter Instrument Company, Inc. ....	48, 49
RCA Electronic Data Processing .....	8, 9
RCA Service Company .....	76
Raytheon .....	60
The Scam Instrument Corporation .....	78
Scientific Data Systems .....	16
Socony Mobile Oil Company, Inc. ....	84
The Standard Register Company .....	50
Strato Floor .....	56
Steelcase, Inc. ....	69
Supreme Steel Equipment Corp. ....	71
Teletype Corporation .....	2, 3
UNIVAC .....	84
John Wiley & Sons, Inc. ....	59
Wolf Research and Development Corporation .....	90

$$Q = \sum G_1 \exp \left[ -\frac{E_1}{RT} \right]$$

$$U = \frac{RT^2}{Q} \left[ \frac{\partial Q}{\partial T} \right]_V$$

$$\frac{p_2 - p_1}{p_1} = \frac{2\gamma}{\gamma + 1} (M^2 \sin^2 \beta - 1)$$

## Problem-Makers Have a Future at Bellcomm

Bellcomm's highly professional staff does systems engineering for the National Aeronautics and Space Administration's manned space flight effort.

It solves problems.

It also thinks up problems. Defines them. Uncovers them.

If setting up problems pleases you as much as solving them, you might find work at Bellcomm more interesting—more rewarding—and more unusual. Fields of interest include physics, mathematics, computing and programming, engineering, flight mechanics, chemistry, propulsion, aerodynamics and aeronautical engineering.

Bellcomm welcomes the résumés of highly qualified thinkers. Address: Mr. N. W. Smusyn, Personnel Director, Bellcomm, Inc., Room 1300-E, 1100 17th St., N. W., Washington, D. C. 20036.

We'll give your résumé a prompt and careful review.

An equal opportunity employer.



**Bellcomm, Inc.**  
A Bell System Company

## NEW LITERATURE

Included are several papers covering a wide range of current and future computing and dp applications. Price: \$5. SECRETARY, THE COMPUTING & DP SOCIETY OF CANADA, 20 Spadina Rd., Toronto, Ontario.

**INFINITE ACCESS FLOOR:** Eight-page brochure contains general description, drawings, tile selection chart, and architectural specifications. TATE ENGINEERING, INC., Baltimore, Md. For copy:

CIRCLE 106 ON READER CARD

**FIRE & SMOKE PROTECTION:** Brochure shows various ways of providing early warning and best protection of dp and computer equipment. Typical applications are illustrated. PYROTRONICS, Union, N. J. For copy:

CIRCLE 107 ON READER CARD

**CARD PUNCH:** Four-page booklet describes how a desk-model bookkeeping machine and datacoupler automate the preparation of punched-card input. THE NATIONAL CASH REGISTER CO., Dayton, Ohio. For copy:

CIRCLE 108 ON READER CARD

**STORED PROGRAM SIGNAL PROCESSOR:** Programming of the AMBI-LOC 200 and areas of application are discussed. Subsystem including ambilogical section, the system control, the core memory, the typewriter/punched tape, and the magnetic tape are described. ADAGE, INC., Cambridge, Mass. For copy:

CIRCLE 109 ON READER CARD

**PLOTTER COMPUTERS:** Three brochures describe the Z 64 Graphomat, a tape or card controlled transistorized plotter with board sizes 21x23", 48x56", or 6x12'; Z 25 small computer system; and, Z 23 program-controlled scientific computer. ZUSE KG Bad Hersfeld, West Germany. For copies:



CIRCLE 110 ON READER CARD

**RANDOM ACCESS STORAGE:** Eight-page brochure describes the RAM device, including cartridge loading, principles of operation, performance characteristics, and specifications. POTTER INSTRUMENT CO., INC., Plainview, N. Y. For copy:

CIRCLE 111 ON READER CARD

**DATA CODER:** 12-page catalog lists and describes accessories for punched and magnetic tapes and edge-punched cards. Prices included. ROBINS DATA DEVICES INC., Flushing, N.Y. For copy:

CIRCLE 112 ON READER CARD



electronic addressing or tabulating  
directly on envelopes . . .

## CHAIN-O-MATIC CONTINUOUS ENVELOPES

Chain-O-Matic Continuous Envelopes speed operations with automatic addressing or tabulating directly on envelopes from punched cards or tape.

Selection of desired information is computer fast—no slow downs for running and rerunning stencil trays. The attractive personalized appearance of addressed Chain-O-Matic Envelopes creates good impressions wherever they go.

And now computer print-out directly on a growing assortment of ready-to-mail Chain-O-Matic Systems envelopes reduces handling and supply costs for many uses, including billings, past due, insurance premium and interest earned notices.

## CURTIS 1000 INC.

1000 University Ave., St. Paul, Minn. 55104

Mail coupon for samples and descriptive brochure of Chain-O-Matic Continuous Envelopes.

\_\_\_\_\_  
Your Name

\_\_\_\_\_  
Your Company

\_\_\_\_\_  
Your Position

\_\_\_\_\_  
Company Address

1DM65

CIRCLE 45 ON READER CARD

**WE  
NEED  
MORE  
PROGRAMMERS  
AT  
UNIVAC  
TWIN CITIES**

But the people UNIVAC adds must match the exacting standards of our current programming teams. These are people who keep abreast of the most advanced techniques in the field...and are dedicated to creating frontiers in the technology. Men and women with uncommonly high intelligence and fine academic records...who want to work at the leading edge of the programming profession.

There is challenge here. Our record of stability for professional people coupled with the large number of long range programs now in the house encourages the freedom to experiment. These are just a few of the reasons why UNIVAC programmers may look forward to their own long-range professional growth...to careers highlighted by individual advancement—in knowledge, in status, and in financial rewards.

Our location offers added attractions. We are in the heart of a large, progressive metropolitan area boasting such cultural advantages as a renowned symphony orchestra and the nationally known Tyrone Guthrie repertory theatre. And within minutes of pleasant residential areas are year-round outdoor activities—sailing, golfing, swimming, hunting, skating and skiing.

You are invited to inquire about our expansion-created openings. Here is a sampling of the types of programming problems you can encounter at UNIVAC-Twin Cities: programming conceptual computers; multi-processor systems; compiler and machine language development; scaling problems; engineering design problems; trajectories; system integration; radar systems and performance analysis; trajectory analysis, guidance equations, simulation. Opportunities are at several levels.

Write to Mr. R. K. Patterson, Employment Manager, Dept. A-12, UNIVAC Division of Sperry Rand Corporation, Univac Park, St. Paul, Minn. 55116. An Equal Opportunity Employer.

**UNIVAC**  
DIVISION OF SPERRY RAND CORPORATION

**NEW  
LITERATURE**

**CORE MEMORIES:** Eight-page brochure lists features including I/O signals and gives detailed specifications for front-access coincidence current core memories. **COMPUTER CONTROL CO.**, Framingham, Mass. For copy: **CIRCLE 113 ON READER CARD**

**TAPE TRANSPORT:** Presents details of TM-11 single-capstan drive tape unit, with speeds up to 120 ips, in seven or nine-track formats. **AMPEX CORP.**, Redwood City, Calif. For copy: **CIRCLE 114 ON READER CARD**

**RECORD/REPRODUCE:** Describes system for recording and reproducing IRIG-compatible tapes in conventional fashion while simultaneously repetitively scanning them with one of several interchangeable scanning headwheels. **S. HIMMELSTEIN AND CO.**, Chicago, Ill. For copy: **CIRCLE 115 ON READER CARD**

**HYBRID COMPUTERS:** Eight-pager describes SDS/Beckman systems, including analog, digital and interface sub-

systems, and standard software. **BECKMAN INSTRUMENTS, INC.**, Computer Operations, Richmond, Calif. For copy:

**CIRCLE 116 ON READER CARD**

**RETAILING EDP:** 16-page booklet describes approach which enables retailers to utilize the services of an NCR dp center for processing original-entry transactions into detailed merchandise reports. Illustrations include typical merchandise inventory report, tax liability report, customer statements, profit and loss, and balance sheet. **THE NATIONAL CASH REGISTER CO.**, Dayton, Ohio. For copy: **CIRCLE 117 ON READER CARD**

**THE ABC'S OF ADP:** Booklet offers elementary discussion of unit records, edp, hardware, programmed instructions, software, personnel, management and adp and gives selected references for source material. Single copies are free; quantity lots—\$.15 ea. **DATA PROCESSING MANAGEMENT ASSN.**, Park Ridge, Ill. For copy:

**CIRCLE 118 ON READER CARD**

**PROGRAMMERS / ANALYSTS**



offers

**NEW POSITIONS  
OPPORTUNITIES  
SYSTEM/360**

As a result of continued expansion of our large New York computer facility, we will be one of the nation's first organizations to install the new IBM System/360.

To meet our new challenges in commercial data processing, we require programmers and analysts with a minimum of 3-5 years' experience on business applications, on the 7090 94, 7040 44 and or 1401/1410 computer systems. Qualified candidates should have experience in one or more of the following programming languages: COBOL, Autocoder, Commercial Translator and/or 9PAC. A college degree is desirable.

Responsibilities of the new personnel on our staff will be the re-systemizing, re-design and re-programming of the entire operation to meet the enhanced capability of our new hardware, as well as to develop new commercial applications and management information systems.

*If you are qualified to participate in this dynamic new activity, please send your detailed resume, including salary history and requirements, to:*

**SOCONY MOBIL OIL COMPANY, INC.**

Department 3051      150 E. 42nd St.      New York, N.Y. 10017



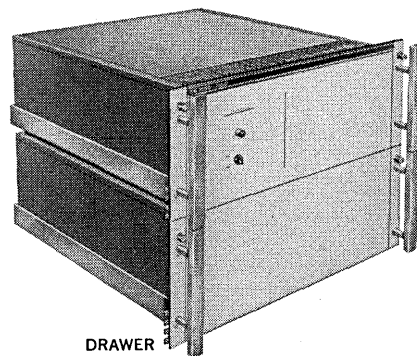
*An equal opportunity employer*

**CIRCLE 81 ON READER CARD**

**DATAMATION**

# Announcing a new line of adaptive microminiature modems with rates up to 6,000 bits per second!

Available in three types: Drawer, cabinet or airborne. They're small; for example, the single drawer type is only 22½" x 17½" x 8¾". They employ Kineplex® techniques, operate on a 3 kc bandwidth over HF and wireline. Data rates can be controlled externally. Computer-assisted design techniques have reduced prices dramatically. If you have large amounts of data to move between computers or from remote sources to computers, contact us today.



COMMUNICATION / COMPUTATION / CONTROL



COLLINS RADIO COMPANY, Information Science Center, 19700 Jamboree Road, Newport Beach, California, phone 714-549-2911 • International, Dallas

CIRCLE 41 ON READER CARD

**COMPUTER  
ENGINEERS:**

**AMPEX  
HAS SOME  
VERY GOOD  
CALIFORNIA  
OPENINGS**

**THE JOB:** supervising the conception, analysis and experimentation of new high-speed servo mechanisms and control devices, electro-mechanical accessing digital memories, or advance circuit designs for feedback amplifiers and control electronics. **REQUIREMENTS:** degree in electrical engineering, physics, or engineering physics; an almost fanatical desire to conceive, design and develop your ideas into working models. Openings at Redwood City, near San Francisco, Culver City, near Los Angeles. Note: nearly all of our multi-million dollar development programs are company sponsored. **WRITE TO:** Office of Scientific Placement, Ampex Corporation, 9920 West Jefferson Blvd., Culver City, Calif. An equal opportunity employer.

**AMPEX**

CIRCLE 87 ON READER CARD

**NEW  
LITERATURE**

**APPLICATION PACKAGE:** 12-page brochure describes package tailored for electrical contractors, including cost estimating and payroll programs for the LGP-30 desk-sized computer. Included are descriptions and photographs of the LGP-30, peripheral equipment, and printouts for both cost estimating and payroll. For copy: **CIRCLE 119 ON READER CARD**

**COMPUTER TELETYPE INTERFACE:** Four-page bulletin explains theory of operation and gives operational and physical specifications of unit which allows a PDP computer to communicate with up to 64 Teletypes of different data rates, unit codes, and signal levels. **DIGITAL EQUIPMENT CORP.,** Maynard, Mass. For copy: **CIRCLE 120 ON READER CARD**

**DISC FILE:** Technical article gives detailed description of access times, capacity, speeds, formatting of Series 4000 disc files. **BRYANT COMPUTER PRODUCTS,** Walled Lake, Mich. For copy: **CIRCLE 121 ON READER CARD**



Leaders are mostly college-trained. But to do this job of training and educating, our colleges need help—because quality education costs money. College is America's best friend.

**Give to the college of your choice  
—keep our leaders coming.**

Published as a public service in cooperation with The Advertising Council and the Council for Financial Aid to Education

**DATAMATION**

an  
F. D. THOMPSON PUBLICATION

**THE MAGAZINE OF AUTOMATIC  
INFORMATION PROCESSING  
FOR BUSINESS & SCIENCE**

- Complete coverage of EDP professionals in both the business and scientific area

\*

- Circulation guarantee of 50,000+ Nov., 1964  
55,000 June, 1965

\*

- Expanding foreign and domestic coverage

\*

- Largest advertising volume in the field

\*

- Responsive audience (over 120,000 inquiries in 1963)

\*

- Largest circulation in the field

\*

- Proven editorial quality and acceptance

**DATAMATION**

**THE ONE PUBLICATION  
THAT SERVES THE WHOLE  
DATA PROCESSING FIELD**

Readership studies, market materials and other media information available — Write **DATAMATION**, 141 E. 44th St., New York 17, N. Y.





Continued from page 19

SOVIETS HAVE BIG PLANS  
FOR LITTLE MACHINES

Take the total computing capability of the entire U.S. (estimated at some  $10^{16}$  operations per year) and that's how much power the Russians are aiming at for one application: nationwide economic planning and control. The Soviets have set up a commission for the Introduction of Computers in the National Economy, according to Prof. Edward A. Feigenbaum of Stanford's Computer Science Div.

Planned is the collection and processing of data from local firms by the Minsk 2, a solid-state, medium-scale machine. At regional levels will be computers capable of 1-2 million operations per second, and the central configuration will run 5-10 million ops/sec, says Feigenbaum, who recently returned from a month's visit to Soviet computer centers.

ANOTHER TEST FOR  
STANDARDS COMPATIBILITY


ASCII aficionados are crying foul over what they feel is the mad rush of the EIA (Electronic Industries Assoc.) to establish the RS 244 code as a standard for numerically controlled machine tools. RS 244, it seems, is incompatible with ASCII - already accepted as the standard for communications equipment over which RS 244 might someday flow.

The incompatibility can be licked by additional conversion equipment (at additional costs), but systems-oriented users dislike the idea of continual conversion overhead . . . fear the precedence which might lead to a different standard for each process industry.

A ballot on RS 244 is slated to go out this month to "Ipsy-dipsy" (the 15-man Information Processing Systems Standards Board). It will take three nay's to defeat RS 244, which will probably bow to federal government and professional society opposition.

RUMORS AND  
RAW RANDOM DATA

The next DPMA Certificate Exam has attracted nearly 700 applications so far. Only 2500 had taken it up to now . . . Look for the announcement soon from RCA of the commercial availability of laminated ferrite memory planes. RCA's Jan Rajchman guesses the cost will be less than half of cores. Capacities of  $10^7$  bits are expected; more than that requires more powerful sense amplifiers . . . A recent visitor to Russia noted on the desk of a top Soviet computer specialist a copy of the preliminary SHARE/IBM NPL report. It was stamped "For Internal Use Only." . . . Indiana U. has installed a CDC 3600/8090 system including 10 tapes, two printers, card reader and punch. The system will be converted to a direct-coupled 3600/3400 this spring, and will include a 64K shared memory, disc, drum and tapes. Remote stations and real-time systems will be added in the fall. . . . One man guesses that IBM is investing 1000 man-years in 360 software - 200 each for COBOL and FORTRAN, 600 on NPL . . . People interested in participating in an IEEE-sponsored workshop on Command & Control programming languages should send name, address and pertinent experience to Dr. Theodore Singer, Mitre Corp., Box 208, Bedford, Mass. . . . Control Data is demonstrating on-line use of remote consoles with 6600 in L.A. . . . GE has replaced the Capacitrix on its 415 with a hardware/software approach to 1401 compatibility . . . SDS may rack up \$4-million in profits this year, will spend close to 8 megabucks on development in '65, expects its product labor costs to be reduced to 1% within two years.

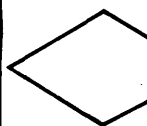


## MAKE A RESOLUTION

Make a resolution to sit down and analyze your present position. Some of the factors you should consider include:

1. Is there an opportunity to learn from co-workers and supervisors?
2. Is the geographic location acceptable?
3. Is the salary in line with technical competence?
4. Is middle and top level management sound?
5. Is there a real opportunity for advancement?
6. Is the computing equipment first-rate?
7. Finally, in the last three years have you had three years of experience or one year of experience three times?

We have at present several excellent opportunities in data processing with clients throughout the country where all of the above questions would be answered positively. If your present position didn't fare too well write us in confidence outlining your experience, education and objectives and you can stop reading employment advertising.



Donald D. Coghlan  
**edp personnel, inc.**

230 N. Michigan Ave. Chicago, Illinois 60601  
Phone 782-0857

CLIENT COMPANIES ASSUME OUR CHARGES

CIRCLE 88 ON READER CARD

## FREE! CAREER OPPORTUNITIES BULLETIN

A complete and comprehensive listing of outstanding positions at salaries from \$6,000 to \$30,000 with National Companies for:

### ENGINEERS / DATA PROCESSING

Our professional staff combines Customized Service with technical know how to insure for you maximum career development in the following areas:

- LOGIC DESIGN
- APPLICATIONS PROGRAMMERS
- CIRCUIT DESIGN
- SYSTEMS PROGRAMMERS
- SYSTEMS DESIGN
- INFORMATION RETRIEVAL
- SYSTEMS ENGINEERS
- OPERATIONS RESEARCH
- PROGRAMMING
- MATH ANALYSIS

*No charge to you for our custom service. Employers pay our fee. Expedite your development by sending resume in confidence with present salary & geographic preference to:*



**La Salle Associates**

Professional Search Dept.  
2136 Locust Street, Philadelphia, Pa. 19103

For your free bulletin without any obligation, circle subscriber service card.  
Please use home address only.

CIRCLE 90 ON READER CARD

## COMPUTER PERSONNEL

There has never been a better time to seek a position change. Our clients have immediate requirements for the following:

### COMMERCIAL & SCIENTIFIC

MGRS. OF DATA PROCESSING.....	\$14-25K
ASST. MGRS. OF DATA PROC.....	\$14-18K
TECH ASSTS. TO THE MGR.....	\$10-14K
MGRS. OF SYSTEMS ANALYSIS.....	\$12-22K
LEAD SYSTEMS ANALYSTS.....	\$10-20K
SR. SYSTEMS ANALYSTS.....	\$10-17K
JR. SYSTEMS ANALYSTS.....	\$ 8-10K
MGRS. OF PROGRAMMING.....	\$13-16K
SOFTWARE PROGRAMMERS.....	\$10-15K
LEAD PROGRAMMERS.....	\$11-14K
SR. PROGRAMMERS.....	\$ 9-15K
JR. PROGRAMMERS.....	\$ 8-11K
MGRS. OF COMPUTER OPRNS.....	\$10-20K
LEAD COMPUTER OPERATORS.....	\$ 9-12K
EDP CONSULTANTS.....	\$12-15K
EDP SALES REPS.....	\$12-15K
SYSTEMS REPS.....	\$10-12K
SERVICE CENTER MGRS.....	\$18-20K
SERVICE CENTER SALES REPS.....	\$10-12K

### OPERATIONS RESEARCH

LEAD O/R ANALYSTS.....	\$15-20K
SR. O/R ANALYSTS.....	\$12-20K
JR. O/R ANALYSTS.....	\$ 9-15K
O/R CONSULTANTS.....	\$15-20K

*All of our fees are assumed by our client organizations. All negotiations are handled in complete confidence.*

### COMPUTER PERSONNEL CONSULTANTS, INC.

135 South LaSalle Street—Suite 1460  
Chicago, Illinois—Phone 236-0900

CIRCLE 89 ON READER CARD

**DATAMATION**

# WANTED

*Men to match our mission*

Do you want to be *motivated* ,  
or just *moved* ?

Are you ready for a *challenge* ,  
or merely a *change* ?

Do you want to *promote* your competence ,  
or simply *preserve* it ?

Answer these questions objectively. If you have checked the first box in each case, let's get acquainted. We want to tell you about our work and aspirations involving the design of information systems for administrative, engineering, and scientific applications, and to hear the same from you. We are interested in people with competence in

- Operations Research
- Systems Design and Engineering
- Systems Analysis
- Computer Programming
- Software Design
- Applied Mathematics and Statistics

Now is the time to send your resume to

Mr. Charles G. Calderaro, Director  
Arizona Research Center  
URS Corporation  
Box 1025, Sierra Vista, Arizona

An equal opportunity employer—by choice

CIRCLE 92 ON READER CARD

## FREE Data Processing Opportunities Bulletin

*Shows the positions you could have in the field of Data Processing.*

Cadillac Associates, the nation's largest executive and professional placement service, represents the majority of the nation's top companies in Data Processing. Their best jobs, at salaries from \$6,000 to \$75,000 appear in our monthly Data Processing Opportunities Bulletin.

Both the Bulletin and our completely confidential placement service are available to you absolutely free of charge. Client companies pay our fees.

For your free Bulletin without *any* obligation, circle Subscriber Service Card No. 75. Please use home address only.



LON D. BARTON  
President  
**Cadillac Associates, Inc.\***

29 E. Madison Bldg.  
Chicago 2, Illinois  
FI 6-9400

*\*Where More Executives Find Their Positions Than Anywhere Else in the World*

In Los Angeles—Lon Barton Associates 3275 Wilshire Blvd.  
In San Francisco—Lon Barton Associates, 120 Montgomery St.

CIRCLE 75 ON READER CARD

# NCR

TOTAL  
EDP  
SYSTEMS

Programming Research

Sales Assistance

Customer Programming Support

Systems Analysis

Current expansion and future planning in the EDP area have created the following opportunities for qualified personnel who are ready to take a step forward in their career now, or within the next several months.

### Programming Research

College education plus two years or more programming experience with magnetic tape systems. Challenging opportunity in new and diverse problems in the commercial, industrial, and scientific areas.

### Sales Assistance

Education in the business, scientific, or engineering areas is desired with 2 years' experience in the EDP field. Long range interest in the sales area is essential.

### Customer Programming Support

Two years' experience is required in programming and related systems analysis with medium to large scale magnetic tape systems. Proficiency in the area of customer contact is essential. A college degree is desired but not demanded.

Other available opportunities exist in the area of SYSTEMS ANALYSIS.

These positions are in Dayton, Ohio and offer professionally rewarding challenges with a computer manufacturer in a growth position. Confidential inquiries may be addressed to:

T. F. WADE, Technical Placement  
The National Cash Register Company  
Main & K Streets, Dayton 9, Ohio

An Equal Opportunity Employer

CIRCLE 91 ON READER CARD

# adp DATAMATION

## GLOSSARY

DATAMATION is offering a 62 page glossary of data processing terms. The booklet is compiled in easy to read alphabetical listings with cross references. This glossary can be of great value in your daily work in the data processing field where terminology is so very important. The listings were compiled in 1963, thus making this an up to date reference guide for you.

**\$1.00**  
each

**75c**

in lots of ten  
to 49 copies

**50c**

in lots of 50  
or more copies

### DATAMATION

141 East 44th Street, New York 17, N.Y.

Enclosed is \$\_\_\_\_\_ covering my order for  
\_\_\_\_\_ copies \_\_\_\_\_ of the adp glossary

NAME \_\_\_\_\_

COMPANY  
ADDRESS \_\_\_\_\_

CITY \_\_\_\_\_ ZIP \_\_\_\_\_

STATE \_\_\_\_\_

Add 4% sales tax on N.Y. City orders

### IN PRAISE OF COMPUTERS

*(Without the computer, Incaparina, a life saving food for children, would not have been calculated for another lifetime.)—Advt.*

For rose cheeked children I lay down my guilt,  
And bring you laurel for your metal brow;  
The wasted crust, the brimming cup half spilt,  
Are less than stone upon the conscience now;  
For innocents who hold the world in debt,  
Their hunger staring out at helpless skies,  
Are seined like fish in your mathematic net,  
And life washed back to half extinguished eyes.  
I am aware your masters are wise men,  
No pulse in you to race at praise or gift,  
I follow instinct and not reason when  
I bless your circuitry for being *swift*.

Bessie F. Collins

### Immediate Openings

## ● PROGRAMMERS ● COMPUTER OPERATORS —LARGE SCALE SCIENTIFIC—

The Wolf Research & Development Corp. aerospace team at NASA MANNED SPACECRAFT CENTER, HOUSTON, TEXAS, has immediate permanent openings for Programmers and Computer Operators. "Also immediate openings for scientific programmers and technical writers with knowledge of computer programming at several locations in the METROPOLITAN WASHINGTON, D. C. area."


#### PROGRAMMERS:

B. A. or B. S. degree in Math or Science. 1-4 years scientific programming experience on such large scale computers as IBM 7090/94, CDC 1604/3600, Burroughs B5000, Univac 1107, etc.

#### COMPUTER OPERATORS:

1-4 years experience operating such large scale computers as listed above.

Salary open. Relocation expenses paid.  
Liberal employee benefits.



Write for our Career Opportunities folder or send your confidential resume, including salary information to Mr. Harold Coonradt, Personnel Manager.

**WOLF RESEARCH AND  
DEVELOPMENT CORPORATION**

P.O. BOX 36-X

WEST CONCORD, MASS.

An equal opportunity Employer

CIRCLE 84 ON READER CARD  
**DATAMATION**

# CAREERS WITH CONTROL DATA

*Creative work climate, nationwide locations, opportunities for recognition and advancement*

**TECHNICAL APPLICATIONS:** Positions exist in research and development at the PHD level. Requires a minimum of three years' linear programming or numerical analysis experience, including matrix algebra and theory of approximations. Minimum education requirement: MS degree. MINNEAPOLIS location.

**SOFTWARE DOCUMENTATION:** Assist in the development of reference manuals, teaching aids and other forms of documentation for programming systems. Must have three years' programming experience and a knowledge of machine language, COBOL, ALGOL and/or FORTRAN. PALO ALTO location.

**SYSTEMS EVALUATION:** Participate in the development of quality assurance techniques for general purpose programming systems. Experience in product testing of FORTRAN programs is required. Equivalent knowledge and experience with operating systems and testing of assembler, monitor and compiler programs will be considered. PALO ALTO location.

**SYSTEMS INSTALLATION:** Represent CONTROL DATA technically at various nationwide customer sites. Responsibilities will include orientation, training, programmer consultation and software systems installation for customers. Math degree preferred. PALO ALTO and MINNEAPOLIS locations.

**PROGRAMMER ANALYSTS:** Analyze Data Center Customer problems for computer applications. Responsibilities also entail work in sales support and the preparation of programming proposals. LOS ANGELES, PALO ALTO, WASHINGTON, D. C., MINNEAPOLIS, HOUSTON and LONG ISLAND locations.

**DATA CENTER SALESMEN:** Data processing sales experience required plus a thorough knowledge of computer applications. Sell Data Center computer time and programming services. LOS ANGELES, PALO ALTO, WASHINGTON, D. C., MINNEAPOLIS, HOUSTON and LONG ISLAND locations.

**SALES SUPPORT ANALYSTS:** Responsible for systems analysis, proposal presentation, software installation, technical liaison, programmer consultation and technical assistance to computer users.

Two or more years' experience in commercial and/or scientific systems analysis is required. NATIONWIDE locations.

**COMPUTER SALES ENGINEERS:** Sell general purpose computers, peripheral equipment and related industrial product lines. Digital computer experience in sales engineering and/or applications programming required. NATIONWIDE locations.

**SYSTEMS APPLICATIONS ANALYSTS:** Participate in the design and implementation of systems for CONTROL DATA 6600 and other large-scale computers. Work includes standard programming languages as well as specialized compilers for scientific, business and information systems. A minimum of three years' experience plus a degree in math, physics or engineering are required. LOS ANGELES location.

**SYSTEMS PROGRAMMER ANALYSTS:** New application areas for high-speed digital computers and programming systems. Positions require varied backgrounds in command and control, real time, monitor systems and knowledge of scientific programming languages. A degree in math, physics or engineering and a minimum of three years' experience are required. LOS ANGELES location.

**DEVELOPMENT PROJECT ENGINEERS:** BSEE required with a minimum of five years' related experience. These assignments are on state-of-the-art development projects within the Advanced Design Department in:

- (1) High Speed Digital Circuits
- (2) Extremely High Performance Core Memories

These projects will determine the operating characteristics of FUTURE CONTROL DATA general purpose computers. Successful performance of assignment will require a high degree of creativity and the ability to manage complex technical activities. MINNEAPOLIS location.

**PROGRAMMERS/ENGINEERING APPLICATIONS:** Positions involve planning of program segmentation, storage allocation, I/O procedures, diagnostic procedures and documentation. Degree in engineering, physics, or math required. CHICAGO location.

TO ASSURE PROMPT REVIEW OF YOUR QUALIFICATIONS AND INTERESTS, PLEASE SEND YOUR RESUME TO ONE OF THE FOLLOWING AREA STAFFING REPRESENTATIVES:

**PALO ALTO:**  
DANIEL J. MORAN,  
3330 HILLVIEW,  
PALO ALTO, CALIF.

**LOS ANGELES:**  
PAUL A. WEBER,  
5630 ARBOR VITAE,  
LOS ANGELES, CALIF.

**WASHINGTON, D.C.:**  
JAMES S. FETTIG,  
11428 ROCKVILLE PIKE,  
ROCKVILLE, MD.

**NORTHEAST:**  
BARRY L. MANNES,  
295 NORTHERN BLVD.,  
GREAT NECK, N. Y.

**MIDWEST-SOUTH:**  
THOMAS E. OLDHAM,  
8100 34TH AVE. SO.,  
MINNEAPOLIS, MINN.

**NOTE:** WHEN sending resumes, please indicate position or positions of interest.


**CONTROL DATA**  
CORPORATION

*An Equal Opportunity Employer*

CIRCLE 94 ON READER CARD



# EXTEND YOUR CAREER EXTEND YO



## Help us extend our capabilities

A large-scale expansion in computer and data systems development at Collins has opened many ground-floor opportunities for hardware and hardware-oriented people. Positions are in Cedar Rapids, Iowa, Dallas, Texas, and Newport Beach, California.

### SENIOR TECHNICAL ADVISOR

A BSEE degree is required, as well as 10 years' experience in design and development of digital hardware, including circuits, memory, logic and systems, and packaging. He must be hardware-oriented but also have programming experience and knowledge. He will serve on the senior technical staff to the assistant vice president and director of the Data Systems Engineering Division to advise in all aspects of computer hardware and system design and development.

### DIAGNOSTIC PROGRAMMERS

These men will have a BSEE degree and possibly a master's degree, as well as 2 years' minimum experience in writing factory and/or field diagnostic programs for digital computer hardware. Vast knowledge of digital equipment organization is necessary. These men will write diagnostic programs for factory test and for field maintenance of digital equipment. They will formulate factory and field test philosophy and procedures.

### DIGITAL CIRCUIT DESIGNERS

At least 2 years' experience in development of high-speed digital logic circuits is required, as is a BSEE degree. Work includes development of state-of-the-art, high-speed, digital logic circuits. Applications of these and microelectronic circuits to

digital functions and equipment, coping with interface problems including interconnects, transmission lines, terminations, etc. are involved.

### MICROPROGRAMMERS

A degree in electrical engineering or mathematics is preferred. These men should have one or more years' experience in (1) logic design, particularly arithmetic and control units and/or (2) machine language computer programming. These positions involve development of stored logic routines for advanced microprogrammed computers which execute complete, comprehensive instruction including fixed and floating point operations.

### MEMORY DESIGN ENGINEERS

A BSEE degree is necessary with a master's degree desirable, along with 2-8 years' experience in core memory design and/or solid state circuit design. This includes participation in the design, specification, development and test of memory arrays and electronics for high-speed core memories.

### LOGIC DESIGNERS

At least 3 years' continuous experience in computer logic design is required, as well as a BSEE degree. The area of endeavor includes the design and development of digital computer equipment.

Send complete resume  
to one of the following  
at Collins Radio Company:


L. R. Nuss  
Cedar Rapids, Iowa

H. C. O'Reilly  
Dallas, Texas

P. Chamberlin  
P. O. Box C  
Information Science Center  
Newport Beach, California

CIRCLE 93 ON READER CARD

# UR CAREER



## APPLICATIONS ENGINEER (DIGITAL)

This man will have a BSEE degree or preferably an MSEE. His experience will include a broad background of 6-10 years in digital hardware design and applications engineering. He also will have some programming knowledge and experience. The work area includes the analysis of communication, computation and control systems to determine the most economical arrangement of hardware that meets both customer and Company technical requirements. He will determine requirements of and write design specifications for new hardware. Experience in program management, including system liaison and co-ordination, will be advantageous.

## SCIENTIFIC PROGRAMMERS

These men will have at least a BSEE or equivalent degree, but preferably a post graduate degree. They will have at least 3 years' experience in scientific and/or real-time programming on large-scale computers. Area of work will entail knowledge of engineering mathematics and physics.


COMMUNICATION / COMPUTATION / CONTROL



An equal opportunity employer

CIRCLE 93 ON READER CARD  
January 1965

# THIS IS A BLOCK...



## ... a building block, that is.

Designed to serve as the nerve center of major analog, digital and telemetry information systems, this important building block, better known as the Beckman 420 computer has received exceptional customer acceptance. But—this building block is now a year old and we are ready for something new. That is where you come in! We realize that significant developments in computer technology don't happen by accident and therefore, we are interested in becoming acquainted with inventive and well-trained men capable of making individual contributions in the following areas:

### SOFTWARE DEVELOPMENT

A key opening exists in this area for a senior man capable of directing the activities of programming specialists and developing unique software for a major class computer and large computer controlled data acquisition systems. An advanced degree is desired, together with seven or more years of experience, including contributions involving computer controlled information systems. Thorough knowledge of compilers, assemblers, executive programs and diagnostics is required.

### COMPUTER DEVELOPMENT

We have an immediate opening for a senior Computer Development Engineer to assume a key role in a digital computer design group. Candidates should have had responsibilities in a significant computer development program including experience in programming, logical design, machine organization and peripherals. Advanced training is preferred, together with evidence of the ability to make individual technical contributions.

### SYSTEMS DEVELOPMENT

Several openings now exist for senior men with advanced training in physics or electronics and several years of experience in the development phases of large computer controlled information systems. A detailed knowledge of analog, digital and telemetry hardware is required, although the prime responsibility rests in the development of major systems proposal efforts. The men we are seeking should combine a high degree of ingenuity with a desire to make significant individual technical contributions.

If your training and technical interests are compatible with our immediate requirements, we would definitely like to hear from you and invite you to contact Mr. R. C. Wise or Mr. T. K. Williams immediately.

### SYSTEMS DIVISION




2400 Harbor Blvd.  
Fullerton, California

TR 1-4848 OW 1-0841

**Beckman**

An equal opportunity employer

CIRCLE 86 ON READER CARD



From ASI's continuing program of new product development

## This computer offers more productivity per dollar than any in its class—the ASI 6020

Compare the computing systems offered in the low cost scientific and on-line systems range. Other computers offer some important features, but only the *ADVANCE* Series 6020 from ASI offers *all* of the features required to best satisfy your needs. Consider the complete instruction repertoire with rapid execution times such as—add 3.8 microseconds, double precision add 12 microseconds.

Three index registers and successive indirect addressing simplify programming operations. □ Multilevel interrupts are provided for control requirements—real time, data communication, etc. □ The Programmed Instructions feature allows special subroutines to be handled as hardware instructions. □ Input/output rate of 180,000 words per second per channel. □ A memory with a 1.9 microsecond cycle time

which is directly addressable to 32,768 24-bit words. □ One pass FORTRAN II and one pass symbolic assembler allow for complete batch processing without operator intervention. □ Low purchase price of \$73,500 for the central processor, \$79,500 for basic system including typewriter, paper tape and buffered input/output channels. □ As is true with all computers in ASI's *ADVANCE* Series, the 6020 is packaged to offer a versatile and completely modular method of installing the system to meet your exact needs.

We would like to tell you more about the 6020 and ASI's Customer Support Program which helps you get the most out of your computers. In addition, you may wish information on the larger member of the *ADVANCE* Series, the high performance 6040 Computer. Contact an ASI representative today.

# ASI

ADVANCED SCIENTIFIC INSTRUMENTS  
DIVISION OF ELECTRO-MECHANICAL RESEARCH, INC.  
8001 Bloomington Freeway, Minneapolis, Minnesota 55420

CIRCLE 44 ON READER CARD

Continued from page 21 . . .

FEDERAL COMPUTER STUDY  
DUE FOR RELEASE

Resting on the desk of BuBudget director Kermit Gordon, at long last, is a finished draft of a comprehensive report on computer management policies and practices of federal agencies. The top-level advisory committee, chaired by ex-Georgia Congressman Robert Ramspeck, has been wrangling over the report for some months, held its last meeting early in December. Barring any major last-minute changes by Gordon, it's expected to go to the President and Congress early this year. Betting is that the report will be blandish in its findings and recommendations, with distinct differences of opinion regarding the conduct of government computer operations artfully buried in the prose.

U.S. DELAYS JUMBO  
SYSTEMS FOR FRANCE

Export licenses have been requested and are being held up for the shipment to France of two gee-whiz computer systems (valued at between 10-20 megabucks), which would presumably be employed in analyzing and processing information relating to nuclear tests. Hardware is reportedly STRETCH-like or in high end of 360-s, plus a new and large CDC system. U.S. decision awaits rereading of the Partial Nuclear Test Ban treaty to see if delivery of the system could be construed as contributing to the proliferation of nuclear arms.

If so, such usage might run counter to the language of the treaty, which prohibits in broad terms any action tending to encourage nuclear testing in the atmosphere. It could also run counter to standard U.S. policy of discouraging efforts by other nations to join in the nuclear arms race. Government spokesmen were at pains to make the point that the delay was not aimed at France per se, and that the same thing might happen to any other nation, but this rationale isn't likely to convince General DeGaulle that he hasn't once more been put upon by Uncle Sam.

CSC LEFT AT ALTAR  
BY DOC. INC.

The planned acquisition of Documentation Inc., Washington, D.C. information retrieval specialists, by Computer Science Corp., El Segundo, Calif., came a cropper at the last minute when Doc. Inc. chairman Mortimer Taube and president Eugene Miller cast their ballots against the deal. Three other Doc. Inc. directors voted to accept the CSC offer of a one-for-three exchange of stock, but a bare 3-2 acquiescence wasn't enough for the El Segundoites who would have to contend with the nay-sayers as stockholders and ranking divisional officers.

Reportedly, disenchantment of Taube and Miller stemmed from doubts about CSC's financial stability, the fear that Doc. Inc. people would be replaced by Californians and the possibility that a major Doc. Inc. contract with NASA would be jeopardized by a merger with CSC. The latter's purchase of ITT's Communication Systems and Intelcom divisions remains alive, however, leaving CSC within spitting distance of being a \$17-million corporation.

**JULY**

**Performance Measurement p. 24-30**

Two articles highlight the need for measurement in two critical areas: systems and software. Robert L. Patrick classifies installations by their environment, required response and applications, and attempts to ease the task of measuring system performance. Ascher Opler discusses factors that affect software performance, the influence of computer size and modularity, measurable characteristics of compilers, ground rules for testing relative software performance, and separation of software and hardware characteristics.

**The New Programming Language p. 31  
by Daniel D. McCracken**

Article outlines the origin of NPL, compares it to existing languages, gives features and examples of NPL capabilities, and guesses at its future.

**Testing Real-Time Systems, Part I p. 42  
by Robert V. Head**

First of two-part article covers development and management of test procedures, including programs, equipment subsystems, and combinations of equipment and software. Identified are characteristics of real-time systems that both fortify the need for preconversion testing and make such testing harder to carry out.

**Evolution of the Programming System p. 51  
by Mark Halpern**

Paving the way for the creation of a new programming system (see Dec. '64, p. 39), the author challenges the generally-accepted notion of steady progress in their development . . . classifies the compiler as an application (not a programming) language . . . expresses unorthodox conclusions about the direction such evolution should take.

**Non-Linear Programming p. 55  
by Robert E. Singer**

A primer for programmers and users, this article differentiates between linear and non-linear programming. It covers practicable techniques for NLP, classifying them as analytical, direct search, and gradient search techniques. Also discussed are suggested problem-solving methods with analog computers.

**AUGUST**

**Programming Languages p. 24-40**

Four articles cover various aspects of FORTRAN and COBOL. W. P. Heising comments on FORTRAN compatibility and what standards can and cannot be accomplished. Henry Oswald presents a FORTRAN language characteristic/compiler comparison matrix of 16 compilers. Stanley M. Naftaly discusses the construction of a COBOL questionnaire which assists a prospective user in evaluating compiler systems. M. D. Fimple, a user, cites his experience in selecting FORTRAN over COBOL for business dp.

**Centralizing Computer Studies p. 41**

One topic discussed at the '63 RAND Symposium was the idea of establishing a National Computer Institute. Its possible functions, sources of financial support, and operational staffing were aired and, at the close, about half of the participants favored establishing such an institute.

**Testing Real-Time Systems, Part II p. 54  
by Robert V. Head**

The conclusion of this two-part article covers the levels of testing, ranging from a simulation of the environment to acceptance testing, with particular emphasis on the application programs.

**SEPTEMBER**

**Computing Abroad p. 24-31**

Three articles describe industry and user activities in Australia, Japan, and South Africa. An anonymous correspondent says of Australia: "It seems fairly certain that the exciting new concept of time-shared user-on-line information processing will be quickly accepted and the 'number factory' phase bypassed." Joseph C. Berston and Ken Imada report on such difficulties in Japan as the limited market crowded by competing manufacturers, reluctance of industry to invest R & D funds, and offer year-by-year installation figures. Virginia E. Marting describes the market in South Africa, sales activities, and applications, concluding that greater pay-offs are evident in the engineering and mining industry than in business dp.

**The Mechanized Library p. 32  
by L. H. Martin**

Describes elements of a document storage system that applies photographic media, optical and electronic techniques for library applications. Elements of the system have operated successfully in a laboratory environment but have not been field tested.

**Optical Handling of Checks p. 39  
by Walter Dietrich**

A pilot system for automatic postal check handling in Germany is designed to handle some 22,000 accounts and a volume of 40,000 documents a day. Author details elements of the optical scanning system which, if successful, would one day handle some two million accounts and three million documents each day.

**OCTOBER**

**Digital Simulation and Modelling p. 25  
by G. B. Hawthorne, Jr.**

Tutorial paper covers examples, techniques and classification of simulations, applicability and feasibility of simulation studies, and advantages and dangers.

**Elections & Computer Projections p. 30  
by Dr. Jack Moshman**

Covers procedures followed to project election results on the basis of early

returns, within limits posed by the state of the computing art, statistical theory, and the behavioral sciences. Describes selection of key precincts, concepts of the voter model, and base line projections.

**U and the Machine p. 38  
by Christopher J. Shaw**

A graphic parable on the concept of implicit programming, one of six basic ways of changing the operation of system software to make the system more responsive to a user's changing requirements.

**Computer-Generated Coding p. 59  
by James R. Ziegler**

BEST, designed for business edp, is a method for generating the detailed coding for program input with an NCR 315. Includes steps in the program production, and sample application.

**NOVEMBER**

**Time-Sharing p. 24-54**

Four articles on this topic begin with a discussion by E. L. Glaser and F. J. Corbato on the more meaningful aspects of this still-embryonic method of distributing computer capability. Jules I. Schwartz, in the first of his two-part article, describes the SDC time-sharing system; the scenario of a filmed report on the JOSS system at the RAND Corp. is also presented. Edited is a panel discussion on time-sharing held at the '64 national ACM conference in Philadelphia. And finally, a description of one of the latest time-shared computers, the PDP-6 by Digital Equipment Corp.

**DECEMBER**

**Information Retrieval p. 24-33**

Three articles on I.R. include a discussion by Gary R. Martins on the scant progress experienced by the field, but which has generated many technical papers, and a rundown of current research activities. An application report by Charles J. Austin describes the MEDLARS system at the National Library of Medicine. Joseph Becker reports on a photochromic micro-image system by NCR, a high-density document storage medium with high-resolution capabilities.

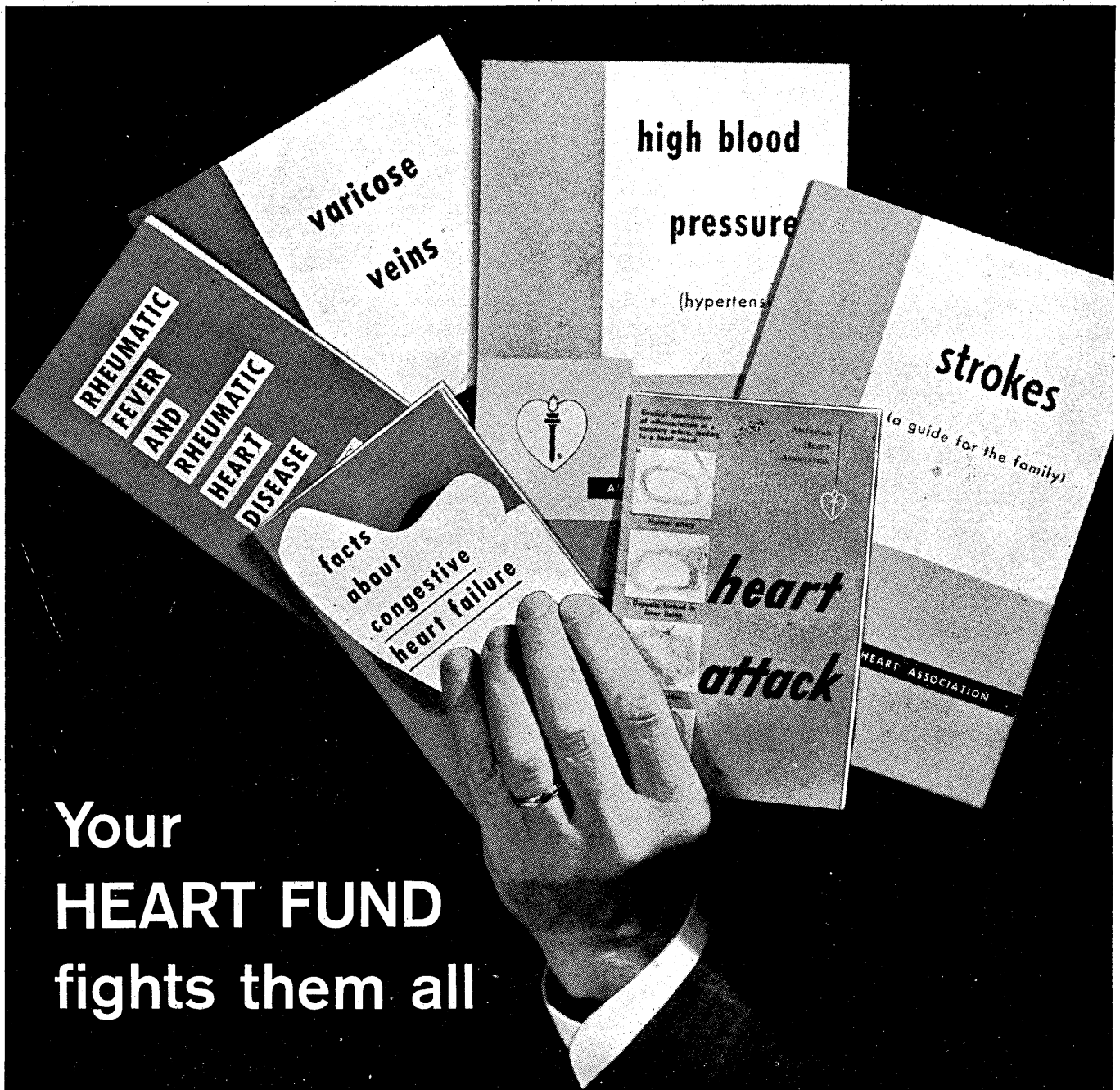
**XPOP: A Command & Control Programming System p. 39  
by Mark Halpern**

Description of a meta-language processor which may change the terms of current arguments, pro and con, about the standardization of C & C programming languages.

**The SDC Time-Sharing System — Part 2 p. 54  
by Jules I. Schwartz**

The concluding installment enumerates service routines available in the system, applications being run, and the future outlook for this mode of operation.





**Your  
HEART FUND  
fights them all**

Together these and many other heart and blood vessel disorders are your Number 1 health enemy.

They take .981,000 U.S. lives annually, more than 54% of all deaths. You help fight *all* the heart and

blood vessel diseases when you give to the Heart Fund.

Heart Fund dollars make possible the fight to control and prevent these diseases through programs of research, education and community service.

**GIVE...so more will live  
HEART FUND**



*Presented as a public service by the publishers*

The shock waves of sudden stops and eddy currents around slow vehicles are elements of traffic flow studied by IBM




There's a variety of mathematical problems at IBM. For example, mathematical models, using concepts from various subjects such as fluid mechanics, are being applied to the study of vehicular traffic flow. The variational calculus is used to study high-frequency vibrations in crystals. Non-linear free boundary problems have been solved for dipping electrical connections into a hot solder bath.

Applied Mathematics at IBM is an intriguing area in which mathematical theory and new applications often develop out of the same problem. The problems may range from structural mechanics to solid state physics and electrocardiogram research.

There are many opportunities for interdisciplinary study in science and engineering, management and operations research, or computing and programming. For a broader scope of problems to solve, write to Manager of Employment, Dept. 701A, IBM Corporate Headquarters, Armonk, New York 10504.

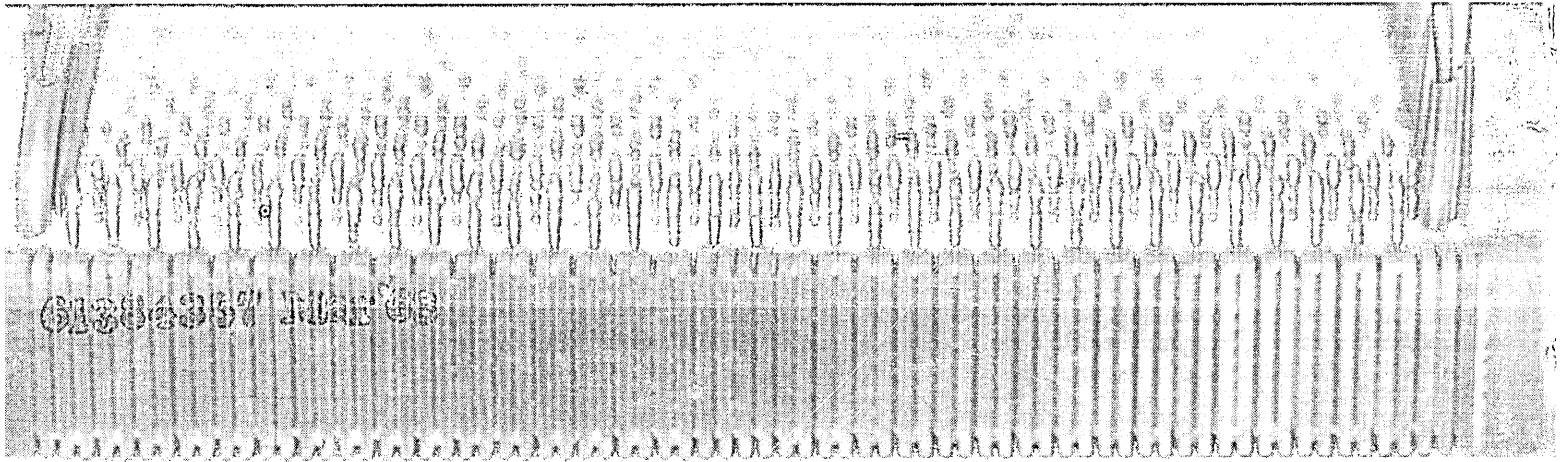
An Equal Opportunity Employer **IBM**®

COMPUTER TAPE WINDS PERFECTLY ON A SURFACE OF ALUMINUM



For information on this new reel and its aluminum circular "I" beam hub construction, parallel machined hub faces, warp-resistant plastic flanges, comparability with expensive instrumentation reels, write to Data Packaging Corp., 205 Broadway, Cambridge, Mass. Reels available now from tape manufacturers and distributors only. Recognize them by the color-coded Saturn ring around the hub. Design and mechanical patents applied for.

Do you remember what it used to cost to buy a stack of memories?



Last year, we took a look at the price of memory stacks.  
And we didn't like what we saw.

Frankly, they were too darned expensive.  
Ours. And everybody else's.

This was our problem. If we wanted people to be able to buy  
memory stacks from us for less than it would cost to make  
their own, we had to drop our prices.

But how?

We could do it easily enough if we eliminated some of the  
checks we give our cores. (Ours are the only ones that are  
100% tested three times before they get into one of our  
memory systems.)

Or if we cut back on research. (We spend more money on  
memory research than anyone else in the business.)

There was a third way. A hard way. We could find a better,  
more economical method of making the cores themselves.

So we worked on it. And finally, along with our Dutch uncle,  
Philips, we came up with a method that's so secret we can't  
tell you a thing about it. Except that it makes cores that are  
much more reliable. Even with our triple testing, we get far  
fewer rejects. Which makes plates and stacks cheaper.

As a result, in 1964, we lowered the price of memory stacks  
by 65%.

If you're in the memory business, you ought to remember  
1964.

That's the year the cost of living went up.

And your cost of remembering came down.

**FERROXCUBE CORPORATION OF AMERICA,**  
SAUGERTIES, NEW YORK

