

**RSTS/E
Documentation Directory**

Order Number: AA-2642H-TC

digital
software

RSTS/E Documentation Directory

Order Number: AA-2642H-TC

This document contains general descriptions of RSTS/E software documentation. It describes the documents specific to RSTS/E as well as some of the optional software and documentation associated with the operating system. This document also contains ordering information for RSTS/E documentation.

Operating System and Version: RSTS/E Version 10.0

Software Version: RSTS/E Version 10.0

August 1990

The information in this document is subject to change without notice and should not be construed as a commitment by Digital Equipment Corporation. Digital Equipment Corporation assumes no responsibility for any errors that may appear in this document.

The software described in this document is furnished under a license and may only be used or copied in accordance with the terms of such license.


No responsibility is assumed for the use or reliability of software on equipment not supplied by Digital Equipment Corporation or its affiliated companies.

Restricted Rights: Use, duplication, or disclosure by the U.S. Government is subject to restrictions as set forth in subparagraph (c)(1)(ii) of the Rights in Technical Data and Computer Software clause at DFARS 252.227-7013.

© Digital Equipment Corporation 1990. All rights reserved.

Printed in U.S.A.

The postpaid READER'S COMMENTS form on the last page of this document requests the user's critical evaluation to assist in preparing future documentation. The following are trademarks of Digital Equipment Corporation:

ALL-IN-1	DEUNA	RSX
DEC/CMS	DIBOL	RT
DECdx	EDT	RT-11
DEC/FMS-11	IAS	TOPS-10
DECmail	LA	TOPS-21
DECnet	LN01	ULTRIX
DECnet/E	Micro/RSX	UNIBUS
DECSA	OS/8	VAX
DECserver	PDP	VAXmate
DECsystem-10	PDP-11	VMS
DECSYSTEM-20	PDT	VT
DECUS	Q-BUS	WPS-PLUS
DECworld	RMS-11	Rainbow
DELUA	RSTS	
DEQNA		

IBM is a registered trademark of International Business Machines Corporation.
RMS is a trademark of American Management Systems, Inc.

Contents

Preface	v
---------------	---

Chapter 1 Overview of the Documentation Set

Chapter 2 Manual Summaries

2.1	Handbooks and Quick Reference Guides	2-1
2.2	General Information and Installation	2-2
2.3	System Management	2-4
2.4	System Usage	2-4
2.5	Utilities	2-5
2.6	BASIC-PLUS	2-8
2.7	System Programming	2-9
2.8	MACRO Programming	2-10
2.9	Internals and Data Structures	2-11
2.10	RMS	2-12

Chapter 3 Associated Product Documentation

3.1	BASIC-PLUS-2	3-1
3.2	COBOL-81	3-2
3.3	DATATRIEVE-11	3-2
3.4	DECdx	3-2
3.5	DECmail-11	3-3
3.6	DECnet/E	3-3
3.7	FMS-11/RSTS	3-4

3.8	FORTRAN-IV	3-4
3.9	MENU-11/RSTS	3-4
3.10	PDP-11 C	3-4
3.11	PDP-11 FORTRAN-77	3-5
3.12	PDP-11 Symbolic Debugger	3-5
3.13	PLXY-11/RSTS	3-6
3.14	RSTS/E DIBOL	3-6
3.15	WPS-PLUS/RSTS	3-7

Chapter 4 Ordering Information

Preface

This directory describes the software documentation for the RSTS/E operating system. It introduces the RSTS/E manuals and helps you determine which ones you need to use the system.

This directory has four chapters:

- | | |
|-----------|---|
| Chapter 1 | Describes how the RSTS/E documentation set is organized. |
| Chapter 2 | Summarizes each manual in the RSTS/E set. If you are looking for information on a particular system topic, this summary can help you locate the manual containing that information. |
| Chapter 3 | Lists the documentation for products associated with RSTS/E. If you are looking for information on products for RSTS/E offered under separate license, use this list to obtain order numbers for manuals describing those products. |
| Chapter 4 | Tells how to order Digital manuals. |

Overview of the Documentation Set

The RSTS/E documentation set is packaged in binders and organized in nine volumes:

Volume 1	General Information and Installation
Volume 2	System Management
Volume 3	System Usage
Volume 4	Utilities
Volume 5	BASIC-PLUS
Volume 6	System Programming
Volume 7	MACRO Programming
Volume 8	Internals and Data Structures
Volume 9	RMS (Record Management Services)

Volume 1, General Information and Installation, is one binder that describes the system and how to install it. Volume 1 contains: *RSTS/E Documentation Directory*, *RSTS/E V10.0 Release Notes*, *RSTS/E V10.0 Maintenance Notebook*, *RSTS/E System Installation and Update Guide*.

Volume 2, System Management, is one binder that provides information for managing and maintaining the system. Volume 2 contains: *RSTS/E System Manager's Guide*.

Volume 3, System Usage, is one binder that explains RSTS/E concepts and describes system commands. Volume 3 is for all levels of user and contains: *RSTS/E System User's Guide*, and *RSTS/E Guide to Writing Command Procedures*, *PDP-11 SORT/MERGE User's Guide*.

Volume 4, Utilities, is three binders that describe the EDT text editor, the RUNOFF text formatter, RT11- and RSX-based utilities used for developing programs, the SORT/MERGE utility used for sorting RMS-11 files, and TECO—an unsupported editor popular with programmers. Volume 4 contains: *RSTS/E Utilities Reference Manual*, *Introduction to the EDT Editor*, *RSTS/E RUNOFF User's Guide*, *PDP-11 TECO User's Guide*, *EDT Editor Manual*, *RSTS/E Task Builder Reference Manual*, *RSTS/E Programmer's Utilities Manual*, and *RSTS/E RT11 Utilities Manual*.

Volume 5, BASIC-PLUS, is one binder for BASIC-PLUS programmers. Volume 5 contains: *BASIC-PLUS Language Manual*.

Volume 6, System Programming, is one binder for BASIC-PLUS, BASIC-PLUS-2, and MACRO programmers, and for those who use BASIC-PLUS to perform system operations. Volume 6 contains: *RSTS/E Programming Manual*.

Volume 7, MACRO Programming, is two binders that describe the MACRO-11 language, ODT (the Octal Debugging Tool), and system directives accessible through MACRO. Volume 7 contains: *RSTS/E System Directives Manual*, *IAS/RSX-11 ODT Reference Manual*, *PDP-11 MACRO-11 Language Reference Manual*, and *RSTS/E RMS-11 MACRO Programmer's Guide*.

Volume 8, Internals and Data Structures, is one binder that provides developers and maintenance programmers with a comprehensive technical overview of the RSTS/E monitor. Volume 8 contains: *RSTS/E Internals and Data Structures Manual*.

Volume 9, RMS, is one binder for programmers who use the PDP-11 Record Management Services (RMS-11). Volume 9 contains: *RSTS/E RMS-11: An Introduction*, *RSTS/E RMS-11 User's Guide*, and *RSTS/E RMS-11 Utilities Manual*.

In addition to the regular size binders, the documentation set includes a smaller binder containing quick reference material. This *RSTS/E Quick Reference Guide* provides summary information on system use, system utility programs, DCL commands, BASIC-PLUS and system programming, and RMS.

The RSTS/E documentation set also includes the following two documents: *Introduction to BASIC* and *EDT Quick Reference Guide*.

Manual Summaries

This chapter describes each manual in the RSTS/E set.

If this is your first time using RSTS/E, you may wonder which manual to read first. The *RSTS/E System User's Guide* is a good place to start. It provides general rules for using the Digital Command Language (DCL) on RSTS/E systems and describes DCL commands for file, system, and programming operations. This manual also contains a glossary of terms used throughout the RSTS/E documentation set.

If you plan to install the system, read the *RSTS/E V10.0 Release Notes* and then consult the *RSTS/E System Installation and Update Guide*.

If you need to know the fundamentals of BASIC programming, read the *Introduction to BASIC*.

If you need information on a particular topic or are upgrading to V10.0, the summaries in this chapter list the major topics covered in each manual. The summaries also note changes in their contents and organization for this release.

Order numbers marked "(update)" indicate a set of replacement pages to insert into the manual. When you order a manual that has an update package, include order numbers for both the manual and the update package.

2.1 Handbooks and Quick Reference Guides

Introduction to BASIC

AA-0155B-TK

This handbook introduces the beginning programmer to programming concepts and the BASIC language. It is compatible with structured programming and BASIC-PLUS-2, but can also be used as a learning tool for BASIC-PLUS and other BASIC languages.

Topics include:

- Language concepts (statements, numbers, operators, variables, and commands)
- Structured programming
- Loops and arrays
- Math and string functions
- Subroutines
- Files

EDT Quick Reference Guide

AA-M477A-TK

This spiral-bound booklet provides a brief summary of the commands, functions, qualifiers, and specifiers available with the EDT editor. It is a supplement to *Introduction to the EDT Editor* and the *EDT Editor Manual*, and is intended as a memory refresher for the commands and functions that these manuals cover in detail.

Topics include:

- EDT in keypad, line, and nokeypad modes
- SET and SHOW commands
- Journal facility
- Start-up command files
- Defining keys
- EDT Macros
- Keypad editing keys for VT52, VT100-family, and VT200-family terminals
- Keypad key numbers

RSTS/E Quick Reference Guide

AA-EZ13C-TC

This guide, in a 7 by 9 inch binder, summarizes system and command language information in a quick reference format.

Topics include:

- General system information, such as file specifications and file operations
- Condensed reference information for all DCL commands, including privilege information
- Overview of system utility programs (such as PIP, FIT, and DIRECT)
- RMS utility programs
- Summary of BASIC-PLUS statements, commands, and functions
- Devices (such as terminals, disks, and line printers)
- Character sets (ASCII, RADIX-50, and 8-BIT)
- RSTS/E and RMS error codes
- CCL syntax and parsing

2.2 General Information and Installation

RSTS/E V10.0 Release Notes

AA-NB17B-TC

These notes describe new features and explain functional differences between V10.0 and V9.0, the previous release of RSTS/E. Read them before you install your system.

Topics include:

- New software features
- New device support
- System installation notes
- Helpful hints
- Differences between versions
- Distribution kit order numbers (including tapes, disks, and the location of control files)

RSTS/E V10.0 Maintenance Notebook

AA-L997E-TC

This notebook contains optional updates for RSTS/E features. All updates described in this notebook are on the RSTS/E Installation Kit included with your V10.0 software.

Topics include:

- Explanation of the component numbering system
- Software Performance Report guidelines
- Compilation of all current mandatory and optional updates

This notebook is a working document. To keep it up to date, add the articles on RSTS/E and layered product software that are published in the *RSTS/E Software Dispatch* and are relevant to your installation. These articles are published periodically over the life of this version and discuss reported problems and solutions, programming notes, and documentation corrections.

RSTS/E System Installation and Update Guide

AA-2669K-TC

The *RSTS/E System Installation and Update Guide* explains how to install a new RSTS/E V10.0 system, update an existing V9.0 system, upgrade to V10.0 from a previous version of RSTS/E, and perform an online system installation. It also provides a reference section that describes all of the INIT.SYS offline options.

Use the *RSTS/E System Installation and Update Guide* along with the *RSTS/E V10.0 Release Notes* and the *RSTS/E System Manager's Guide*. The *RSTS/E V10.0 Release Notes* describe system hardware and software changes and additions you need to know before installing RSTS/E. After you install RSTS/E, refer to the *RSTS/E System Manager's Guide* for information about programs and DCL commands you can use to maintain and tune the system.

Topics include:

- Preparing system disks
- Configuring the RSTS/E monitor
- Installing system programs
- Installing layered products
- Starting timesharing

2.3 System Management

RSTS/E System Manager's Guide

AA-2762H-TC

This guide describes how to operate and manage a RSTS/E system. Because most of the DCL commands included in this guide require privilege to use, its use should be restricted to the system manager and users with the required privileges.

Topics include:

- RSTS/E system structure
- Multiple privileges
- System start-up, shutdown, and automatic restart
- Managing accounts, quotas, and privileges
- Managing terminals and mass storage devices
- Managing Print/Batch Services and the OPSER-based spooling package
- Managing system error processing
- Managing system files and logical names
- Managing jobs
- Backing up and restoring files

2.4 System Usage

RSTS/E System User's Guide

AA-EZ12B-TC

This manual introduces RSTS/E concepts, contains general information about RSTS/E, provides rules for using the Digital Command Language (DCL) on RSTS/E, and describes commands for file, system, and programming operations. It also provides a glossary of RSTS/E terms.

Topics include:

- Basic system concepts
- DCL command syntax
- File manipulation commands
- System and account commands (displaying status, changing your password)
- Terminal operation commands
- Device commands and logical names
- Print/Batch Services (PBS) Commands
- Program development (source compilation, linking, and execution)

RSTS/E Guide to Writing Command Procedures

AA-CF03A-TC

This manual describes concepts and techniques for developing command procedures using DCL commands.

Topics include:

- Basic DCL concepts
- Using symbols in command procedures
- Using operands, operators, and converting values in expressions
- Using DCL functions in command procedures
- Opening, reading, writing, and closing files
- Interacting with command files
- Controlling execution flow in command procedures
- Controlling error conditions and Ctrl/C interruptions
- Controlling terminal output

PDP-11 SORT/MERGE User's Guide

AA-CI67B-TC

This guide describes the use of PDP-11 SORT/MERGE to reorder and combine files on the following systems: RSTS/E, RSX-11M, RSX-11M-PLUS, and Micro/RSX.

Topics include:

- Elementary use at DCL level
- Use with qualifiers in DCL and MCR/CCL command lines
- Use of specification files to define parameters and perform special functions
- Use in an application program
- Optimization techniques to improve system performance
- Error messages
- Multinational collating sequence

2.5 Utilities

RSTS/E Utilities Reference Manual

AA-EZ11A-TC

This manual is helpful for anyone who uses the RSTS/E operating system. It contains summary and detailed information for each of the RSTS/E utility programs. This information is organized alphabetically by program name.

Topics include:

- Programs such as DIRECT and HELP, which are useful to the inexperienced user
- File transfer programs such as PIP, which are useful to the experienced user
- OPSER-based Batch Processor control statements

Introduction to the EDT Editor

AA-K443A-TC

This tutorial manual complements the *EDT Editor Manual*. It briefly describes basic EDT features and leads the reader through sample keypad, line, and nokeypad editing sessions. You should be able to do the sample sessions and learn the basics of EDT in about three hours.

Topics include:

- General information about EDT features, and three editing modes
- Keypad editing with the gold key and keypad functions
- Entering line editing commands
- Entering nokeypad editing commands
- Using advanced editing techniques (merging files, using multiple buffers and start-up command files, and redefining keys)

RSTS/E RUNOFF User's Guide

AA-3337B-TC

This guide describes RUNOFF, a RSTS/E system library program used to format reports, memos, and other documents.

Topics include:

- Invoking the program
- Creating a source file
- Commands for text and page formatting
- Commands for setting modes and parameters

EDT Editor Manual

AA-M476A-TK

This manual describes the EDT interactive text editor. It shows how to create and update files with EDT and also serves as a reference source.

Topics include:

- EDT editing concepts
- Sample editing sessions in line, keypad, and nokeypad modes
- Journal files and recovery
- Access to EDT on RSTS/E and other operating systems
- Keypad editing commands
- Line editing commands
- Nokeypad editing commands
- SET and SHOW commands
- Defining your own keys

RSTS/E Task Builder Reference Manual

AA-5072D-TC

This manual describes how to use the Task Builder (TKB) to link separately compiled programs and subprograms with appropriate library routines to produce an executable file. The Task Builder, the linker for the RSX-based languages, works with object files compiled or assembled from source programs written in BASIC-PLUS-2, COBOL-81, PDP-11 C, FORTRAN-77, DIBOL, and the MAC assembler. In addition to doing simple (nonoverlaid) builds, you can also specify an overlay structure for your program. This manual explains what overlays are and shows you how to set up an Overlay Description Language (ODL) file.

Topics include:

- Task Builder, overlay, and library concepts
- Designing co-tree structures to reduce virtual address space
- Using the autoloader indicator symbol to specify autoloader vectors
- How the Task Builder works with program sections (PSECTs)
- How to build your own memory resident areas and clusterable libraries
- Alphabetic reference sections for Task Builder switches and options and the Overlay Description Language
- Task Builder error messages
- How the Task Builder divides a user task into I-and O-space

RSTS/E Programmer's Utilities Manual

AA-D749A-TC

AD-D749A-T1 (update)

AD-D749A-T2 (update)

This manual describes four RSX-based utility programs available to RSTS/E users who program in MACRO or a high-level language.

Topics include:

- MAC, which creates object modules from MACRO source programs
- LBR, which creates and maintains object libraries of frequently used routines
- PAT, which lets you modify code in a relocatable binary object module
- MAKSIL, which creates save image library (SIL) files, run-time system image files, and resident libraries

RSTS/E RT11 Utilities Manual

AA-M213A-TC

This manual describes the RT11-based utility programs available to RSTS/E users who program in MACRO or FORTRAN-IV.

Topics include:

- MACRO, which creates object modules from MACRO source programs
- LIBR, which creates and maintains object libraries of frequently used MACRO or FORTRAN-IV routines and macro libraries for the MACRO assembler

- LINK, which accepts object modules from an assembler or a compiler and produces an executable file
- PAT, which lets you modify code in a relocatable binary object module

These RT11-based programs parallel the RSX-based utilities described in the *RSTS/E Programmer's Utilities Manual* and the *RSTS/E Task Builder Reference Manual*.

PDP-11 TECO User's Guide

AA-K420B-TC

This manual describes TECO, which is an unsupported editing program distributed with RSTS/E. The first section contains basic information and introduces enough TECO commands for new users to create and edit files. The rest of the manual describes all TECO commands and explains how to create TECO programs for complex editing tasks.

Topics include:

- Creating and editing basic text files
- Invoking and using TECO as a programming language
- TECO conventions and structures (character set, command format, and data structures)
- Editing command strings with immediate action commands, immediate action aids, and operating system character filters
- Detailed descriptions of the full TECO command set (including commands for file specification, page manipulation, buffer pointer manipulation, text type out, deletion, and more)
- Reference sections on the ASCII character set, error messages, and incompatible, obsolete, and system specific commands
- Reference sections describing RT-11, RSTS/E, RSX-11, VAX/VMS, OS/8, and TOPS-10 operating characteristics

2.6 BASIC-PLUS

BASIC-PLUS Language Manual

AA-2623D-TC

This manual describes the BASIC-PLUS programming language and how you use it on RSTS/E. The manual includes material on BASIC-PLUS program development as well as hints for compatibility with BASIC-PLUS-2.

Topics include:

- The relationship between BASIC-PLUS and the RSTS/E operating system
- Commands and procedures for writing, running, modifying, and debugging BASIC-PLUS programs (including immediate mode procedures)
- BPCREF, a debugging tool that generates a cross-reference listing of compiled BASIC-PLUS programs
- EXTEND and NOEXTEND formats

- Data types, expressions, and elementary BASIC-PLUS statements
- String functions, integer and floating-point operations, matrices, statement modifiers, and error handling
- BASIC-PLUS data handling, including formatted ASCII, virtual array and block I/O files

2.7 System Programming

RSTS/E Programming Manual AA-EZ09B-TC

This manual is for BASIC-PLUS, BASIC-PLUS-2, and MACRO programmers, familiar with RSTS/E system concepts and features. If you program in BASIC-PLUS or BASIC-PLUS-2, this manual can help you use device-dependent features and system function calls. If you program in MACRO, you can use this manual as a companion to the *RSTS/E System Directives Manual*.

Topics include:

- System disk structure
- Privilege information
- File-structured and non-file-structured disk operations with MODE and SPEC%
- Flexible diskette operations with MODE and SPEC%
- File-structured and non-file-structured tape operations with MODE, SPEC%, and the MAGTAPE function
- Line printer control with MODE, RECORD, and SPEC%
- Terminal operations with MODE, RECORD, and SPEC%
- Escape sequences
- Private delimiters
- Pseudo keyboards
- DECTape, paper tape, and card reader operations
- DMC11/DMR11 interprocessor link
- System function calls (SYS calls)
- System calls for local interjob communications (send/receive)
- System calls for Print/Batch Services
- The Concise Command Language (CCL) facility
- Magnetic tape label formats
- RSTS/E error messages

2.8 MACRO Programming

RSTS/E System Directives Manual AA-EZ10B-TC

This manual describes RSTS/E run-time systems as well as monitor and emulator directives. The directives perform such operations as input and output, changing the memory size allocated for a program, accessing resident libraries, and switching to a new run-time system. These operations (and others described in the manual) are useful for assembly language programmers on RSTS/E.

Topics include:

- General monitor directives, which let you open, close, read, and write files and perform other system functions. Some of these directives, called UUOs, correspond to the BASIC system function calls described in the *RSTS/E Programming Manual*. The *RSTS/E System Directives Manual* provides information on data passed and returned for each UUO, but refers you to the *RSTS/E Programming Manual* for a complete description of the call.
- RSX emulator directives, which are useful if you are coding a program to run under the RSX run-time system.
- RT11 emulator directives, which are useful if you are coding a program to run under the RT11 run-time system.

In addition to chapters on the directives, the manual contains appendixes on error messages, disk device sizes, and a summary of MODE and RECORD modifiers for various devices.

IAS/RSX-11 ODT Reference Manual AA-M507A-TC

This manual describes the Octal Debugging Tool (ODT) for debugging assembly language programs developed under the RSX run-time system. ODT is available to RSTS/E users as the object file ODT.OBJ and is used to set breakpoints, display and change the contents of memory locations as the program is running, and perform other debugging tasks.

Topics include:

- Linking ODT with your program
- Starting and ending a debugging session
- ODT characters and symbols
- Breakpoints and program execution
- Commands for opening, modifying, and closing word and byte locations
- Using registers
- Memory operations

PDP-11 MACRO-11 Language Reference Manual AA-KX10A-TC AD-KX10A-T1 (update)

This manual describes how to use the MACRO-11 relocatable assembler to develop assembly language programs. RSTS/E has two MACRO assemblers: the RSX-based MAC assembler and the RT11-based MACRO assembler. This language manual is a common reference source for both.

Topics include:

- Key features of MACRO-11
- Source program format, standards, and conventions
- MACRO character set, symbols, terms, and expressions
- Relocation and linking of object modules
- Using addressing modes (register, autoincrement, autodecrement, index, immediate, absolute, and relative) to access and manipulate data stored in memory
- Reference sections on MACRO directives
- Assembling MACRO-11 programs on RSTS/E and other operating systems

RSTS/E RMS-11 MACRO Programmer's Guide

AA-P507A-TC

The *RSTS/E RMS-11 MACRO Programmer's Guide* describes how to access and use RMS functions in MACRO programs. Use it in conjunction with the *RSTS/E RMS-11 User's Guide*.

Topics include:

- MACRO and symbol overview
- MACRO declarations
- Use of pool space
- Declaring and initializing control blocks
- Writing routines and handlers
- Program assembly
- File and device characteristics
- Directory and file operations
- Record processing
- Block processing
- MACRO alphabetic reference
- Summary information about RMS-11 control blocks (including ALL, DAT, KEY, NAM, PRO, and SUM blocks, and FABs and RABs)

2.9 Internals and Data Structures

RSTS/E Internals and Data Structures Manual

AA-PB60A-TC

This manual provides systems level developers and programmers with a comprehensive technical overview of the RSTS/E monitor. The manual contains a functional definition of the monitor and presents the philosophy, functionality, and structure of RSTS/E as a total unit. The emphasis in this manual is on how the various elements of the system fit and function together.

Topics include:

- Overview of RSTS/E functionality
- The resident monitor
- Disk I/O and the file processor
- Terminal service and the human interface
- Shared common code
- System initialization
- Tools

2.10 RMS

RSTS/E RMS-11: An Introduction

AA-P508A-TC

This manual presents the major concepts of RMS-11 (Record Management Services). This includes: record formats, file organization, and record access. The manual also introduces RMS-11 utilities and defines the terms needed to understand RMS capabilities and functions.

Topics include:

- Data storage on disk and tape
- File structure, including record formats, file organization, access modes, and relationships within the file structure
- File processing
- Record and block processing
- MACROs
- RMS utilities

RSTS/E RMS-11 User's Guide

AA-P510A-TC

The *RSTS/E RMS-11 User's Guide* explains how to use the RMS features and operations. It is intended for application programmers using RMS in new or existing applications.

Topics include:

- Concepts of data organization and access, and how RMS implements those concepts
- General considerations to help the application designer select the appropriate RMS file organization
- Sequential file organization
- Relative file organization
- Indexed file organization
- Program optimization techniques with RMS
- Description of the various operating system implementations of RMS

RSTS/E RMS-11 Utilities Manual

AA-P509A-TC

The *RSTS/E RMS-11 Utilities Manual* is a reference for the utility programs that RMS supports on RSTS/E and other PDP-11 operating systems. The utilities let you interactively define, manipulate, and maintain RMS-11 files without having to access full RMS capabilities.

Topics include:

- RMSDES, which lets you design and create RMS files.
- RMSIFL, which reads RMS file records and loads them into an indexed file.
- RMSCNV, which reads RMS file records and loads them into any type of RMS file.
- RMSDSP, which displays a description of an RMS file (including backup files).
- RMSBCK, which copies an RMS disk file to a backup tape or disk.
- RMSRST, which restores RMSBCK files.
- RMSDEF, which lets you define RMS file attributes. RMSDES replaced this utility; however, RMSDEF is still supported.

Associated Product Documentation

In addition to software products such as SORT/MERGE, EDT, and RMS that are included as part of RSTS/E, a large variety of optional products is available. Depending on your needs, you can purchase one or more of these software products and add them to the RSTS/E operating system.

These optional products include programming languages such as BASIC-PLUS-2, communications options such as DECnet/E, and application packages such as WPS-PLUS.

This chapter briefly describes each of these optional products. The products are listed alphabetically, and the descriptions include the titles and order numbers for the product's documentation. The descriptions of the products are not complete. Refer to the product's Software Product Description for a definitive list of product capabilities and requirements. If you want more information on a product prior to purchase or if you want to order additional documentation for a product you own, these titles and order numbers can be useful. See Chapter 4 for information on ordering documentation.

3.1 BASIC-PLUS-2

BASIC-PLUS-2 Installation Guide

AA-H773H-TC

BASIC Reference Manual

AA-JP30A-TK

BASIC User's Guide

AA-JP35A-TK

BASIC Pocket Reference Guide

AV-L341A-TK

The BASIC-PLUS-2 language processor is composed of a compiler and a Run-Time System/Library. The language, a superset of BASIC, is a conversational programming language that uses simple English statements and familiar mathematical notations to perform a variety of operations.

3.2 COBOL-81

COBOL-81 Reference Manual
AA-J434D-TC

COBOL-81 User's Manual
AA-M179F-TC

COBOL-81 Installation Guide
AA-R758E-TK

COBOL-81 Quick Reference Guide
AV-H630E-TC

COBOL-81 is a language processor composed of a compiler and an Object Time System/Library. It is a defined subset of ANSI COBOL and meets the ANSI-74 low-level specification with some additions and omissions as noted in the Software Product Description. On RSTS/E, this version of COBOL replaces PDP-11 COBOL.

3.3 DATATRIEVE-11

DATATRIEVE-11 User's Guide
AA-X023C-TK

DATATRIEVE-11 Reference Manual
AA-U049B-TK

DATATRIEVE-11 Installation Guide
AA-X022D-TC

DATATRIEVE-11 Call Interface Manual
AA-U050C-TC

DATATRIEVE-11 Summary Description
AA-U052C-TC

DATATRIEVE-11 Quick Reference Guide
AA-X103C-TK

DATATRIEVE-11 Guide to Writing Reports
AA-U051B-TK

Introduction to DATATRIEVE-11
AA-X025B-TK

DATATRIEVE-11 is an interactive query, report, and data maintenance system. The product provides facilities for selectively retrieving data, sorting, formatting, and updating that data, and generating reports without the need for programming.

3.4 DECdx

DECdx Getting Started
AV-P146A-TK

DECdx User's Guide
AA-U153A-TK

DECdx/RSTS Installation and Information
AA-P148A-TC

DECdx is a software package that makes asynchronous communication possible between a RSTS/E host and a WPS-8 Word Processing System. It uses DX error-correcting protocol and causes the WPS system to appear as a normal terminal to the RSTS/E host application programs. With DECdx, you can transfer documents to DECmate word processing systems, and DECWORD and WPS-PLUS word processors.

3.5 DECmail-11

DECmail-11 Installation and Management Guide for RSTS

AA-P505C-TC

DECmail-11 User's Guide for RSTS

AA-P504C-TC

DECmail-11 Reference Card for RSTS

AV-AF34C-TC

DECmail-11 is an electronic mail package that lets you send messages or files to other users on your RSTS/E system. You can also use DECmail-11 to communicate with other RSTS/E, Micro/RSTS, RSX-11M-PLUS, Micro/RSX, or VAX/VMS systems connected to your system by DECnet/E or Message Router. With DECmail-11, you can send, read, answer, forward, file, list, print, and delete mail messages.

3.6 DECnet/E

DECnet/E Network Installation and Update Guide

AA-K714C-TC

DECnet/E Release Notes

AA-M269D-TC

Introduction to DECnet Phase IV

AA-J055D-TK

DECnet/E System Manager's Guide

AA-H505D-TC

DECnet/E Guide to User Utilities

AA-H504C-TC

Digital Network Architecture IV

AA-N149A-TC

Network Management Functional Specification V4.0

AA-X437A-TK

DECnet/E Programmer's Reference Manual

AA-HJ94A-TC

DECnet/E allows a suitably configured RSTS/E system to operate as a node in point-to-point computer networks. It offers task-to-task communications and network file transfer capabilities using the Digital Network Architecture (DNA) protocols. The network functions available depend, in part, on the configurations of the rest of the network. You should consult the Software Product Description for a complete list of functions and features.

3.7 FMS-11/RSTS

FMS-11/RSTS Software Reference Manual
AA-L323A-TC

FMS-11/RSTS Installation Guide and Release Notes
AA-L324A-TC

FMS-11/RSTS Pocket Guide
AV-L325A-TC

FMS (Forms Management System) is a forms-oriented, video I/O management system. It is an independent software user interface that handles much of the video I/O management you usually code into application programs.

3.8 FORTRAN-IV

RT-11 RSTS/E FORTRAN-IV User's Guide
AA-5749B-TC
AD-5749B-T1 (update)

PDP-11 FORTRAN Language Reference Manual
AA-R953A-TK

FORTRAN-IV is an extended implementation of the FORTRAN language based on the ANSI FORTRAN X3.9-1966 standard.

3.9 MENU-11/RSTS

MENU-11/RSTS System Manager's Guide
AA-N098B-TC

MENU-11/RSTS Installation Guide/Release Notes
AA-N860B-TC

MENU-11/RSTS Reference Card
AV-Y342A-TC

MENU-11/RSTS lets RSTS/E application developers and system managers design customized, menu-driven interfaces between their RSTS/E system and its users. This product consists of programs that interact with the RSTS/E system and control the display of menus for users according to prepared command files. It provides commands both for screen formatting and program execution. Menu options can execute system commands, run application programs, and perform the same action or series of actions as RSTS/E.

3.10 PDP-11 C

Guide to PDP-11 C
AA-NA44A-TC

PDP-11 C RTL Reference Manual
AA-NA45A-TC

PDP-11 C Installation Guide
AA-NA46A-TC

PDP-11 C for RSTS/E is a reliable language processor for Digital Equipment Corporation's proprietary operating systems on the PDP-11. It is highly compatible with the Draft Proposed ANSI standard for the C language. PDP-11 C can be used to develop code for inclusion in resident libraries and other low level system routines.

3.11 PDP-11 FORTRAN-77

PDP-11 FORTRAN-77 OTS Reference Manual

AA-V195B-TK

PDP-11 FORTRAN-77 User's Guide

AA-V194B-TK

PDP-11 FORTRAN-77 Installation Guide

AA-V196E-TK

PDP-11 FORTRAN-77 Language Reference Manual

AA-V193B-TK

FORTRAN-77 (formerly called FORTRAN-IV PLUS) is based on the American National Standard Programming Language FORTRAN, ANSI X3.9-1978. The ANSI standard specifies both a subset language and a full language. FORTRAN-77 supports all of the subset language features and most of the full language features. See the FORTRAN-77 Software Product Description for a complete definition.

3.12 PDP-11 Symbolic Debugger

PDP-11 Symbolic Debugger User's Guide

AA-FA60A-TK

PDP-11 Symbolic Debugger Quick Reference

AA-FA61A-TK

PDP-11 Symbolic Debugger Installation Guide

AA-FA62B-TK

PDP-11 Symbolic Debugger COBOL-81 User's Guide

AA-FA63A-TK

PDP-11 Symbolic Debugger FORTRAN-77 User's Guide

AA-FA64A-TK

PDP-11 Symbolic Debugger MACRO-11 User's Guide

AA-HL43A-TK

PDP-11 Symbolic Debugger is a tool for finding run-time errors in programs that compile and task build successfully. PDP-11 Symbolic Debugger can be used to debug applications written in COBOL-81, FORTRAN-77 or MACRO, or a combination of the three.

3.13 PLXY-11/RSTS

PLXY-11 User's Guide

AA-J535B-TK

PLXY-11/RSTS is a software package that provides RSTS/E users with access to the plotting capabilities of the LXY or LXV printer/plotter. The package consists of a library of callable graphic subroutines, written in FORTRAN, and a task that creates the plot file.

3.14 RSTS/E DIBOL

RSTS/E DIBOL User's Guide

AA-5205F-TC

RSTS/E DIBOL Release Notes and Installation Guide

AA-5504H-TC

DECform User's Guide

AA-5792F-TC

DIBOL for Beginners

AA-BI77A-TK

DIBOL-83 Language Reference Manual

AA-U066A-TK

AD-U066A-T1 (update)

DIBOL Compatibility Guide

AA-V810B-TK

Introduction to DIBOL-83

AA-P042B-TK

DIBOL-83 Language Reference Card

AV-U067A-TK

dpANS DIBOL Language Reference Manual

AA-KZ36A-TK

RSTS/E DIBOL is a software package that includes the DIBOL-83 language processor and the DECform screen formatting and file review utility. DIBOL-83, DIGITAL's Business-Oriented Language, is a structured high-level language for commercial applications programming. DIBOL-83 is designed specifically for creating interactive applications programs. DECform is a powerful data entry and file inquiry package that allows the development of interactive data entry screen formatting, file modification, and verification functions.

3.15 WPS-PLUS/RSTS

WPS-PLUS/RSTS Getting Started

AA-KT22A-TC

WPS-PLUS/RSTS Editor Functions

AA-KT23B-TC

WPS-PLUS/RSTS List and Sort Processing

AA-KT24A-TC

WPS-PLUS/RSTS Quick Lookup

AA-KT25A-TC

WPS-PLUS/RSTS Glossary

AA-KT28A-TC

WPS-PLUS/RSTS Installation Guide

AA-KT29B-TC

WPS-PLUS/RSTS On RSTS

AA-KT30A-TC

WPS-PLUS/RSTS Guide to Printer Tables

AA-KT31A-TC

WPS-PLUS/RSTS is a document processing application that provides Gold key-style word processing. WPS-PLUS/RSTS features menu-driven document processing, including word and list processing with math and sort capabilities. WPS-PLUS/RSTS allows users to create, edit, and print documents; produce form letters and maintain mailing lists; file and retrieve documents, include data from an application in a WPS document; and include diagrams, matrices, composite and multinational characters in a document. It contains a spell verifier and corrector, and conversion utilities that allow documents to be converted to ASCII or DX format.

Ordering Information

You can order RSTS/E documentation by telephone or mail. Detailed ordering information follows this chapter.

You can order a complete RSTS/E documentation set or individual manuals. Digital also offers a package tailored for RSTS/E system managers.

The following list includes the name, order number, and contents of each RSTS/E package. To order individual manuals, use the order numbers that appear under each manual title in Chapters 2 and 3. When you order a manual that has an update package, include order numbers for both the manual and the update package.

RSTS/E V10.0 Documentation Kit
QR430-GZ

This kit contains all the manuals described in Chapter 2 of this directory.

RSTS/E Update Documentation Kit
QR430-WZ

This kit contains all the manuals that are new or revised for the RSTS/E V10.0 release (QR430-GZ).

How to Order Additional Documentation

Technical Support

If you need help deciding which documentation best meets your needs, call 800-343-4040 before placing your electronic, telephone, or direct mail order.

Electronic Orders

To place an order at the Electronic Store, dial 800-DEC-DEMO (800-332-3366) using a 1200- or 2400-baud modem. If you need assistance using the Electronic Store, call 800-DIGITAL (800-344-4825).

Telephone and Direct Mail Orders

Your Location	Call	Contact
Continental USA, Alaska, or Hawaii	800-DIGITAL	Digital Equipment Corporation P.O. Box CS2008 Nashua, New Hampshire 03061
Puerto Rico	809-754-7575	Local Digital subsidiary
Canada	800-267-6215	Digital Equipment of Canada Attn: DECdirect Operations KAO2/2 P.O. Box 13000 100 Herzberg Road Kanata, Ontario, Canada K2K 2A6
International	_____	Local Digital subsidiary or approved distributor
Internal ¹	_____	USASSB Order Processing - WMO/E15 or U.S. Area Software Supply Business Digital Equipment Corporation Westminster, Massachusetts 01473

¹For internal orders, you must submit an Internal Software Order Form (EN-01740-07).

Reader's Comments

RSTS/E Documentation Directory
AA-2642H-TC

Please use this postage-paid form to comment on this manual. If you require a written reply to a software problem and are eligible to receive one under Software Performance Report (SPR) service, submit your comments on an SPR form.

Thank you for your assistance.

I rate this manual's:	Excellent	Good	Fair	Poor
Accuracy (software works as manual says)	<input type="checkbox"/>	<input type="checkbox"/>	<input type="checkbox"/>	<input type="checkbox"/>
Completeness (enough information)	<input type="checkbox"/>	<input type="checkbox"/>	<input type="checkbox"/>	<input type="checkbox"/>
Clarity (easy to understand)	<input type="checkbox"/>	<input type="checkbox"/>	<input type="checkbox"/>	<input type="checkbox"/>
Organization (structure of subject matter)	<input type="checkbox"/>	<input type="checkbox"/>	<input type="checkbox"/>	<input type="checkbox"/>
Figures (useful)	<input type="checkbox"/>	<input type="checkbox"/>	<input type="checkbox"/>	<input type="checkbox"/>
Examples (useful)	<input type="checkbox"/>	<input type="checkbox"/>	<input type="checkbox"/>	<input type="checkbox"/>
Index (ability to find topic)	<input type="checkbox"/>	<input type="checkbox"/>	<input type="checkbox"/>	<input type="checkbox"/>
Page layout (easy to find information)	<input type="checkbox"/>	<input type="checkbox"/>	<input type="checkbox"/>	<input type="checkbox"/>

I would like to see more/less _____

What I like best about this manual is _____

What I like least about this manual is _____

I found the following errors in this manual:

Page	Description
_____	_____
_____	_____
_____	_____
_____	_____
_____	_____

Additional comments or suggestions to improve this manual:

I am using **Version** _____ of the software this manual describes.

Name/Title _____ Dept. _____

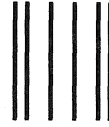
Company _____ Date _____

Mailing Address _____

_____ Phone _____

Do Not Tear - Fold Here and Tape

digital™




NO POSTAGE
NECESSARY
IF MAILED
IN THE
UNITED STATES

BUSINESS REPLY MAIL

FIRST- CLASS MAIL PERMIT NO.33 MAYNARD MASS.

POSTAGE WILL BE PAID BY ADDRESSEE

DIGITAL EQUIPMENT CORPORATION
CORPORATE USER PUBLICATIONS
CONTINENTAL BOULEVARD MKO1-2/E12
PO BOX 9501
MERRIMACK NH 03054-9982



Do Not Tear - Fold Here

Cut Along Dotted Line

Reader's Comments

RSTS/E Documentation Directory
AA-2642H-TC

Please use this postage-paid form to comment on this manual. If you require a written reply to a software problem and are eligible to receive one under Software Performance Report (SPR) service, submit your comments on an SPR form.

Thank you for your assistance.

I rate this manual's:	Excellent	Good	Fair	Poor
Accuracy (software works as manual says)	<input type="checkbox"/>	<input type="checkbox"/>	<input type="checkbox"/>	<input type="checkbox"/>
Completeness (enough information)	<input type="checkbox"/>	<input type="checkbox"/>	<input type="checkbox"/>	<input type="checkbox"/>
Clarity (easy to understand)	<input type="checkbox"/>	<input type="checkbox"/>	<input type="checkbox"/>	<input type="checkbox"/>
Organization (structure of subject matter)	<input type="checkbox"/>	<input type="checkbox"/>	<input type="checkbox"/>	<input type="checkbox"/>
Figures (useful)	<input type="checkbox"/>	<input type="checkbox"/>	<input type="checkbox"/>	<input type="checkbox"/>
Examples (useful)	<input type="checkbox"/>	<input type="checkbox"/>	<input type="checkbox"/>	<input type="checkbox"/>
Index (ability to find topic)	<input type="checkbox"/>	<input type="checkbox"/>	<input type="checkbox"/>	<input type="checkbox"/>
Page layout (easy to find information)	<input type="checkbox"/>	<input type="checkbox"/>	<input type="checkbox"/>	<input type="checkbox"/>

I would like to see more/less _____

What I like best about this manual is _____

What I like least about this manual is _____

I found the following errors in this manual:

Page	Description
_____	_____
_____	_____
_____	_____
_____	_____
_____	_____

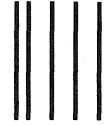
Additional comments or suggestions to improve this manual:

I am using **Version** _____ of the software this manual describes.


Name/Title _____ Dept. _____
Company _____ Date _____
Mailing Address _____ Phone _____

Do Not Tear - Fold Here and Tape

digital™



NO POSTAGE
NECESSARY
IF MAILED
IN THE
UNITED STATES



BUSINESS REPLY MAIL

FIRST- CLASS MAIL PERMIT NO.33 MAYNARD MASS.

POSTAGE WILL BE PAID BY ADDRESSEE

DIGITAL EQUIPMENT CORPORATION
CORPORATE USER PUBLICATIONS
CONTINENTAL BOULEVARD MKO1-2/E12
PO BOX 9501
MERRIMACK NH 03054-9982



Do Not Tear - Fold Here

Cut Along Dotted Line

digital