

This drawing and specifications herein, are the property of Digital Equipment Corporation and shall not be reproduced or copied or used in whole or in part as the basis for the manufacture or sale of items without written permission.

PARTS REFERENCE

ITEM NO	DRAWING REFERENCE	DESCRIPTION	PART NUMBER	QUANTITY
1	C12, C3, C4, C5, C6, C7, C8, C9, C10, C11, C12	CAP .01MFD, 100V, 20%	1001610	12
2	C13	CAP 6.8 MFD, 35V, 20%	1000067	1
3	E1, E6	IC DEC 74H00N	1909056	1
4	E2	IC DEC 74H20N	1909074	2
5	E3, E11	IC DEC 74H20N	1905635	1
6	E4, E12	IC DEC 74H14N	1909667	2
7	E5	IC DEC 8881	1909705	1
8	E7	IC DEC 74H10N	1909057	1
9	E8	IC DEC 380	1909485	1
10	E10	IC DEC 74H50N	1909060	1

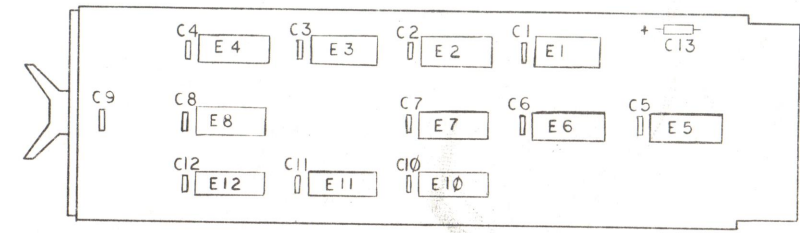
NOTES:

- PIN NOTATION THROUGHOUT IS ORDERED UPON MODULE PLACEMENT IN THE PROCESSOR. MODULE REFERENCE ALONE IS OBTAINED BY DELETING THE NUMBER (SLOT LOCATION) AFTER THE FIRST LETTER, AND CONVERTING THE FIRST LETTER ACCORDING TO THE PIN NOMENCLATURE CHART AT RIGHT.
- ALL SIGNALS THAT HAVE MODULE PINS ARE SO NOTED; MULTIPLE NOTATIONS OF THE SAME SIGNALS WITHIN A MODULE HAVE THE PIN NOTED ON EACH. AN INPUT SIGNAL IS NOTED ONLY ONCE PER SHEET UNLESS SEPERATE PINS ARE USED; MULTIPLE INPUTS ARE CONNECTED. MODULE OUTPUT SIGNALS ARE BROUGHT TO THE EXTREME RIGHT OF EACH SHEET.
- PROCESSOR SIGNAL SOURCE NOTATION (KBR-2, FOR EXAMPLE) IDENTIFIES THE SIGNAL SOURCE (PRINT AND MODULE). THE FIRST NUMBER AFTER THE K INDICATES THE MODULE PRINT SET, WHILE THE SECOND INDICATES THE SHEET WITHIN THE SET. IF ON A PRINT, THE FIRST NUMBER OF THE K PREFIXES COINCIDE FOR A SIGNAL NAME AND THE PRINT (SEE TITLE BLOCK), THE SIGNAL IS GENERATED ON THE MODULE. A DIFFERENCE IN THE FIRST NUMBER OF THE K PREFIXES INDICATES A SIGNAL GENERATED OFF THE MODULE. SIGNALS WITH A "BUS" PREFIX REPRESENT A "WIRED OR" SITUATION, AND MULTIPLE SOURCES FOR THE SIGNAL CAN EXIST.
- DETAILS ON COMPONENTS ARE NOTED IN THE PARTS REFERENCE, PLACEMENT IS NOTED IN THE COMPONENT PLACEMENT DIAGRAM.
- GND AND +5V ARE USUALLY PIN 7 AND PIN 14, RESPECTIVELY. EXCEPTIONS ARE:

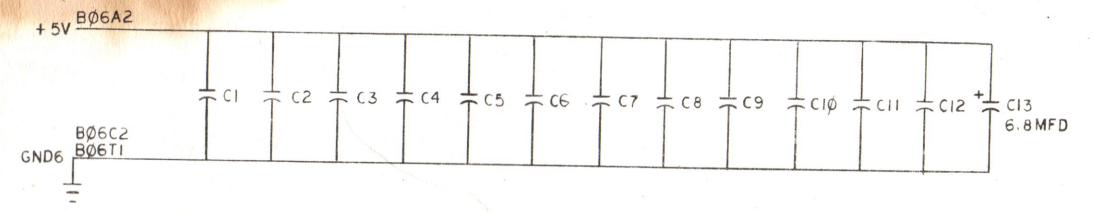
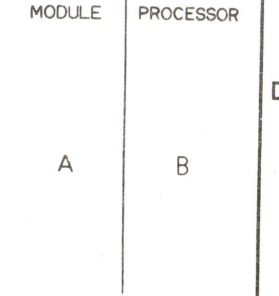
IC TYPE	GND	+5V
DEC 7481	PIN 10	PIN 4
DEC 7482	PIN 11	PIN 4
DEC 8251	PIN 8	PIN 16
DEC 8271	PIN 8	PIN 16
DEC 380	PIN 1	PIN 8
DEC 384	PIN 1	PIN 8

6 UNLESS OTHERWISE NOTED: RESISTANCE IS IN OHMS; CAPACITANCE IS IN PICOFARADS; CAPACITORS WITHOUT ANY NOTED VALUES ARE .01 MFD

COMPONENT PLACEMENT



PIN NOMENCLATURE

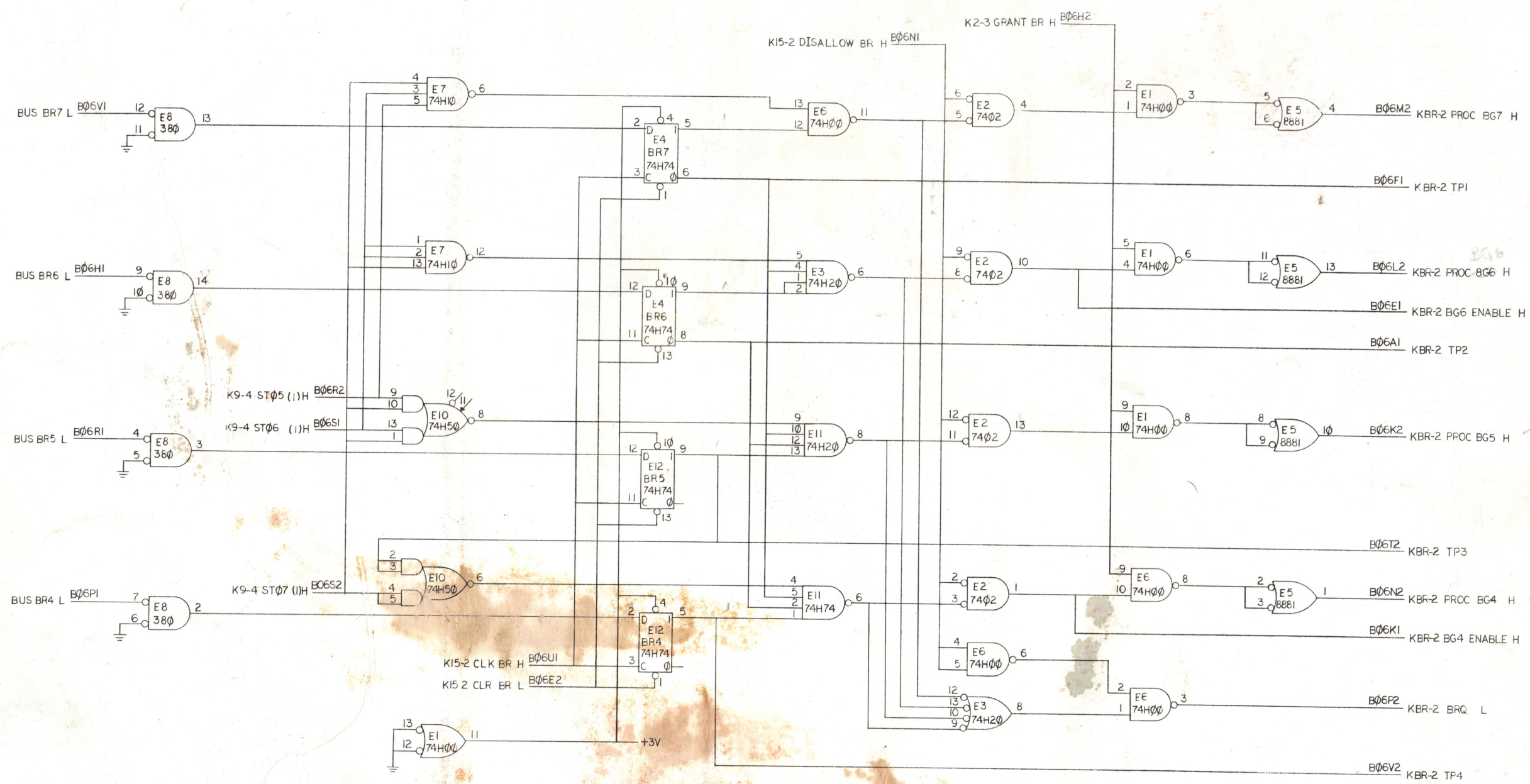


ALAN B. WARREN

FIRST USED ON OPTION / MODEL	QTY.	DESCRIPTION	PART NO.	ITEM NO.
PDP11				
PARTS LIST				
UNLESS OTHERWISE SPECIFIED	DRN	DATE	digital EQUIPMENT CORPORATION MAYNARD MASSACHUSETTS	
UNLESS OTHERWISE SPECIFIED	CHK'D	DATE	TITLE	
DIMENSION IN INCHES	<i>E. Hansen</i>	12-22-70	BUS REQUESTS	
TOLERANCES	<i>W. Hansen</i>	1-18-71	M7218	
DECIMALS FRACTIONS ANGLES	<i>W. Hansen</i>	1-15-71	KBR-1	
± .005 ± 1/64 ± 0°30'	PROJ ENG	DATE	SIZE CODE NUMBER REV.	
FINAL SURFACE QUALITY / REMOVE BURRS AND BREAK SHARP CORNERS	<i>W. Hansen</i>	3-12-71	DCS M7218-0-1	
MATERIAL	PROD.	DATE	SHEET 1 OF 2	
++	<i>D. Cull</i>	3/18/71	DIST.	
FINISH	NEXT HIGHER ASSY	A-ML-KF11-A		
++	SCALE NONE	1 Part		

This drawing and specifications, herein, are the property of Digital Equipment Corporation and shall not be reproduced or copied or used in whole or in part as the basis for the manufacture or sale of items without written permission.

1-0-8122W-02



REV.	
CHG	
CHK	

DEC FORM NO. DRP 102A

Alan B. Warren

FIRST USED ON OPTIGN/MODEL PDP11	QTY.	DESCRIPTION	PART NO.	ITEM NO.
PARTS LIST				
UNLESS OTHERWISE SPECIFIED	DRN. <i>P. Lennon</i>	DATE <i>11-27-71</i>	digital EQUIPMENT CORPORATION MAYNARD, MASSACHUSETTS	
UNLESS OTHERWISE SPECIFIED	CHK'D. <i>P. Lennon</i>	DATE <i>11-27-71</i>	TITLE BUS REQUESTS	
TOLERANCES	ENG. <i>P. Lennon</i>	DATE <i>7-15-71</i>	M7218	
DECIMALS ± .005	PROJ. ENG. <i>P. Lennon</i>	DATE <i>3-12-71</i>	KBR-2	
FRACTIONS ± 1/64	PROD. <i>P. Call</i>	DATE <i>3/23/72</i>	NEXT HIGHER ASSY A-ML-KF11-A	
ANGLES ± 0°30'			SCALE NONE	
FINAL SURFACE QUALITY REMOVE BURRS AND BREAK SHARP CORNERS			SHEET 2 OF 2	
MATERIAL			DIST.	
FINISH				

REV. 1
NUMBER M7218-0-1
SIZE CODE DCS