

[54] MONITOR

D. 282,845 3/1986 Lewis D14/113
D. 285,076 8/1986 Proetta et al. D14/113

[75] Inventors: Michael J. Nuttall, Palo Alto; Diab E. Freige, Los Altos; Leroy B. Keely, Portola Valley, all of Calif.

OTHER PUBLICATIONS

Today's Office, Feb. 1983, p. 40G, top of page.

[73] Assignee: Convergent Technologies, Inc., San Jose, Calif.

Primary Examiner—Bernard Ansher
Assistant Examiner—Theodore M. Shooman
Attorney, Agent, or Firm—Townsend and Townsend

[**] Term: 14 Years

[57] CLAIM

[21] Appl. No.: 608,602

The ornamental design for a monitor, as shown and described.

[22] Filed: May 9, 1984

[52] U.S. Cl. D14/113; D14/77

[58] Field of Search D14/106, 113, 77, 80,
D14/81; 340/700


DESCRIPTION

FIG. 1 is a perspective view of a monitor showing our new design;
FIG. 2 is a top plan view thereof;
FIG. 3 is a front elevational view thereof;
FIG. 4 is a right side elevational view thereof;
FIG. 5 is a left side elevational view thereof;
FIG. 6 is a rear elevational view thereof;
FIG. 7 is a bottom plan view thereof.

[56] References Cited

U.S. PATENT DOCUMENTS

D. 276,236 11/1984 Akiyama D14/113
D. 277,187 1/1985 Sanders et al. D14/106
D. 279,007 5/1985 Empson et al. D14/113



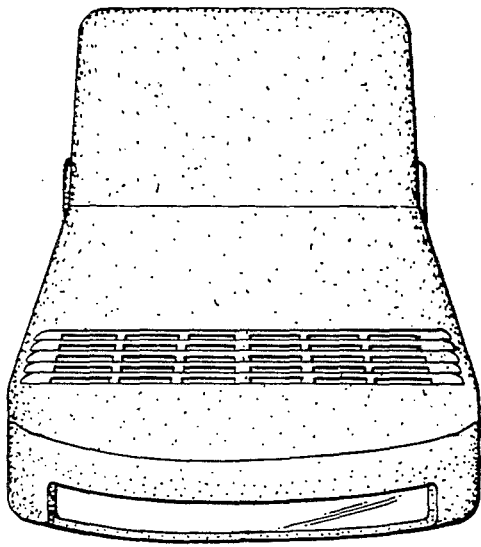


FIG. 2.




FIG. 1.

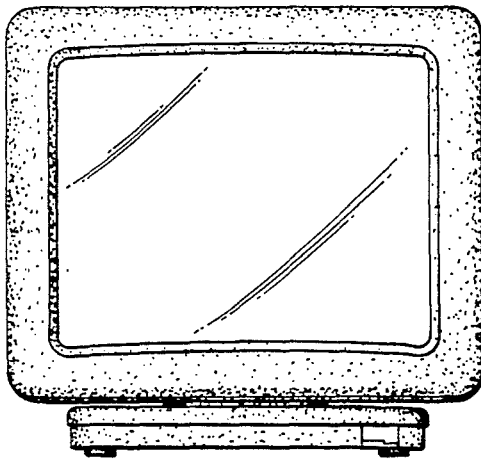


FIG. 3.

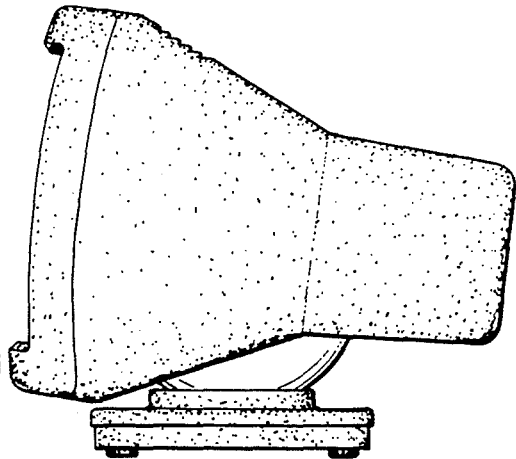


FIG. 4.




FIG._6.

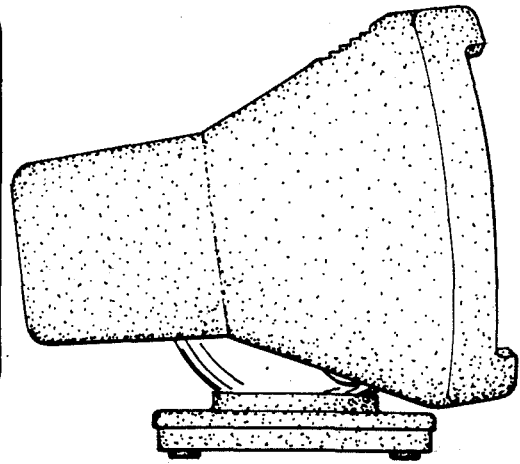


FIG._5.

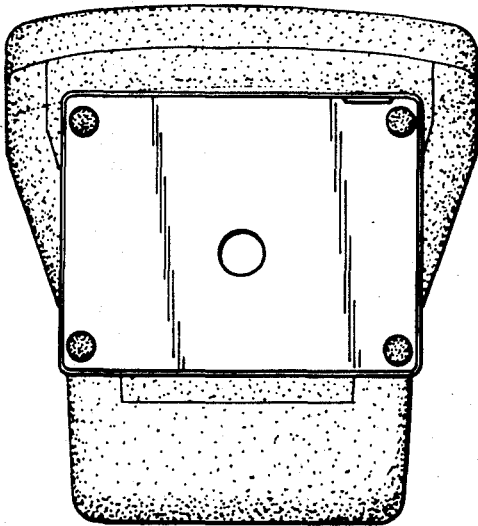


FIG._7.