

[54] MODULAR COMPUTER SYSTEM

[75] Inventors: Leroy B. Keely, Portola Valley; Diab E. Freige, Los Altos; Michael J. Nuttall, Palo Alto, all of Calif.

[73] Assignee: Convergent Technologies, Inc., San Jose, Calif.

[**] Term: 14 Years

[21] Appl. No.: 608,604

[22] Filed: May 9, 1984

[52] U.S. Cl. D14/100

[58] Field of Search D14/100-116; 360/97, 98, 99, 133; 361/380, 390-394

[56] References Cited
PUBLICATIONS

Computer Design, 1-1983, p. 164, NCR Corp. Tower 1632 System.

Datamation, 5-1983, p. 7, Convergent Technologies, Megaframe System.

Primary Examiner—Susan J. Lucas
Attorney, Agent, or Firm—Townsend and Townsend

[57] CLAIM

The ornamental design for a modular computer system, as shown and described.

DESCRIPTION

FIG. 1 is a perspective view of a modular computer system showing our new design, the system being embodied in a processor module;

FIG. 2 is a front elevational view thereof on an enlarged scale;

FIG. 3 is a rear elevational view thereof on an enlarged scale;

FIG. 4 is a right side elevational view thereof on an enlarged scale;

FIG. 5 is a left side elevational view thereof on an enlarged scale;

FIG. 6 is a top plan view thereof on an enlarged scale; FIG. 7 is a bottom plan view thereof on an enlarged scale;

FIG. 8 is a perspective view of a second embodiment of the modular computer system as embodied in a dual-floppy disc drive module;

FIG. 9 is a front elevational view thereof on an enlarged scale;

FIG. 10 is a rear elevational view thereof on an enlarged scale;

FIG. 11 is a left side elevational view thereof on an enlarged scale;

FIG. 12 is a top plan view thereof on an enlarged scale;

FIG. 13 is a bottom plan view thereof on an enlarged scale;

FIG. 14 is a perspective view of a third embodiment of the modular computer system as embodied in a hard disc/floppy disc drive module;

FIG. 15 is a front elevational view thereof on an enlarged scale;

FIG. 16 is a perspective view of a fourth embodiment of the modular computer system as embodied in an expansion module;

FIG. 17 is a front elevational view thereof on an enlarged scale;

FIG. 18 is a bottom plan view thereof on an enlarged scale;

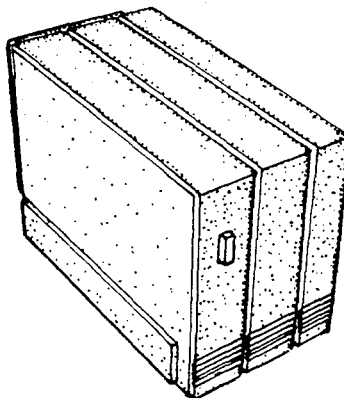
FIG. 19 is a top plan view thereof on an enlarged scale; FIG. 20 is a bottom plan view thereof on an enlarged scale;

FIG. 21 is a perspective view of a fifth embodiment of the modular computer system.

The right side elevational view of the dual-floppy disc drive module is the same as the right side elevational view of the processor module.

The rear elevational view, right side elevational view, left side elevational view, top plan view, and bottom plan view of the hard disc/floppy disc drive module are the same as the corresponding views of the dual-floppy disc drive module.

The right side elevational view and left side elevational view of the expansion module are the same as the corresponding views of the dual-floppy disc drive module.



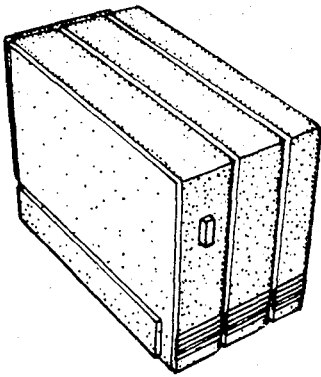


FIG. 1.




FIG. 6.




FIG. 7.

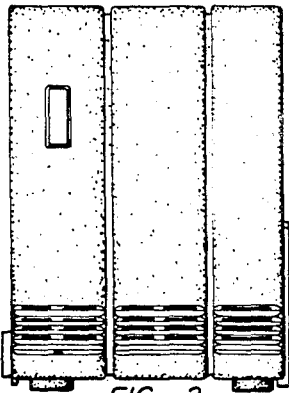


FIG. 2.

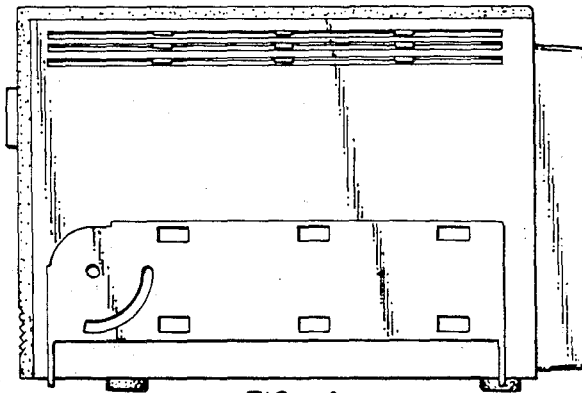


FIG. 4.




FIG. 3.

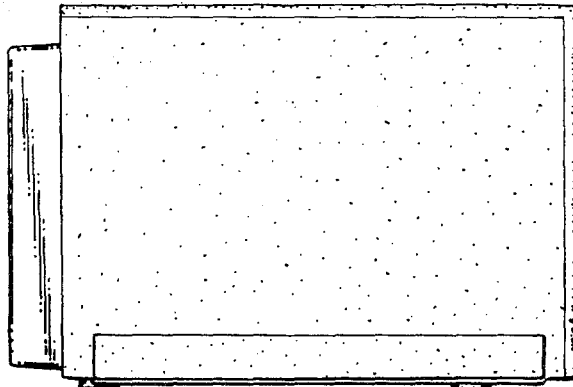


FIG. 5.

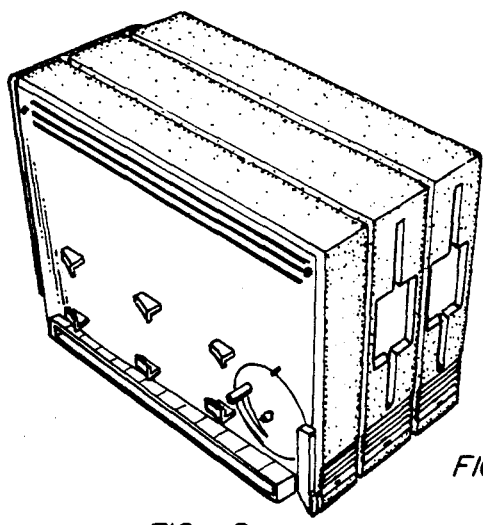


FIG. 8.

FIG. 12.

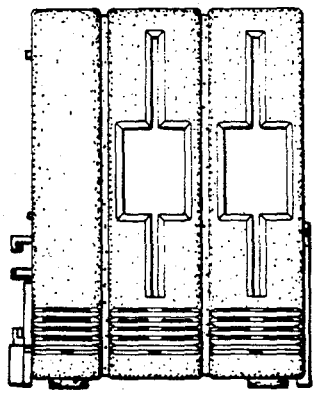


FIG. 9.

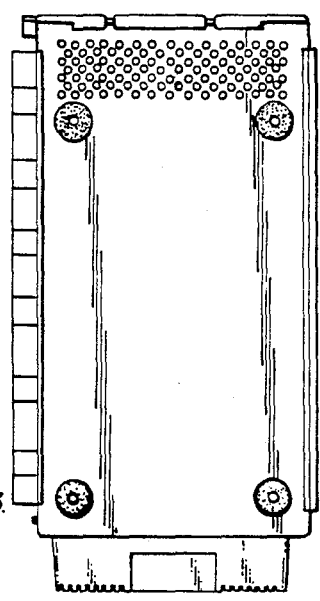


FIG. 13.

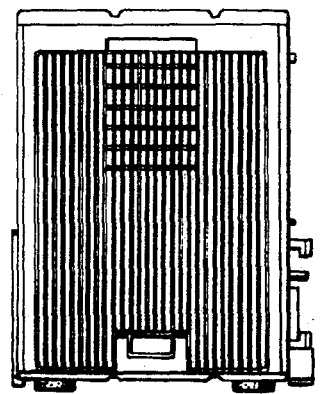


FIG. 10.

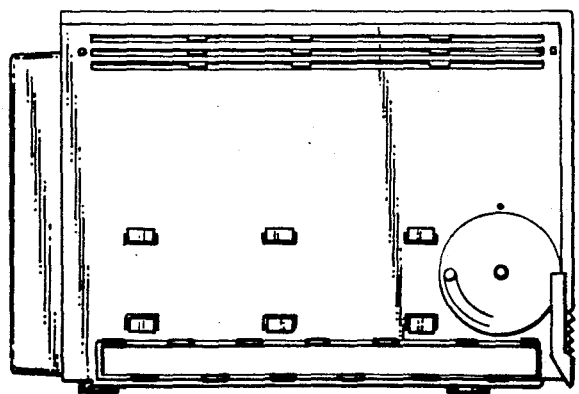


FIG. 11.

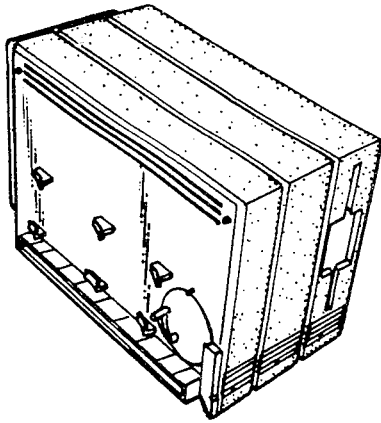


FIG. 14.

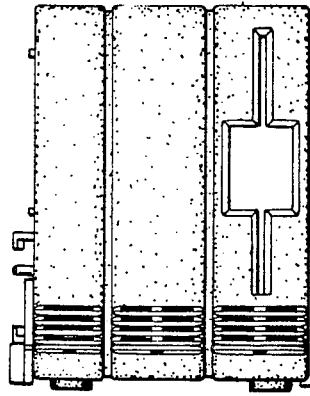


FIG. 15.

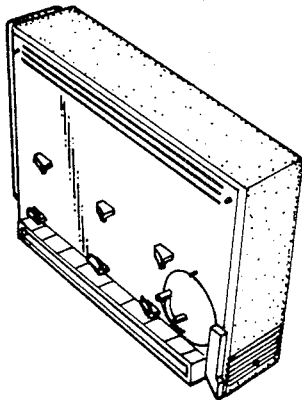


FIG. 16.

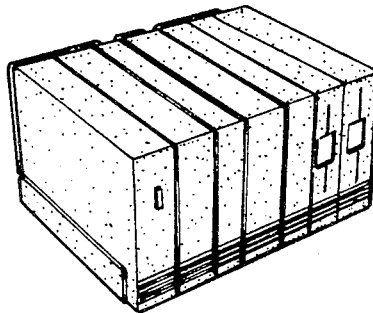


FIG. 21.

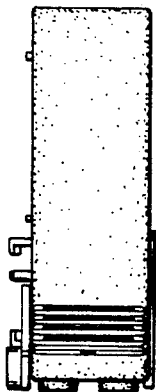


FIG. 17.

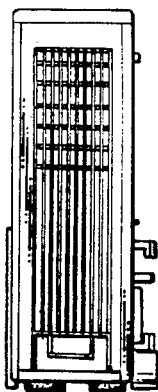


FIG. 18.

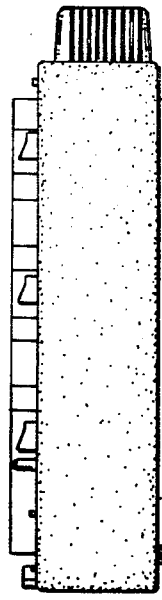


FIG. 19.

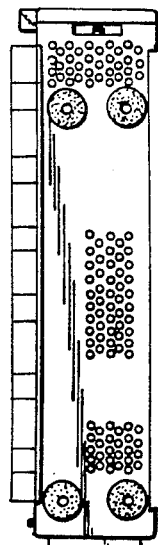


FIG. 20.